



Figure 2




Test Setup for Radiated Emissions – 30MHz to 1GHz, Horizontal Polarization




Test Setup for Radiated Emissions – 30MHz to 1GHz, Vertical Polarization

Figure 3



Test Setup for Radiated Emissions – 1GHz to 5GHz, Horizontal Polarization



Test Setup for Radiated Emissions – 1GHz to 5GHz, Vertical Polarization