



Figure 2




Test Set-up for Radiated Emissions 315MHz – Horizontal Polarity




Test Set-up for Radiated Emissions 315MHz – Vertical Polarity

Figure 3



Test Set-up for Radiated Emissions 390MHz – Horizontal Polarity



Test Set-up for Radiated Emissions 390MHz – Vertical Polarity