

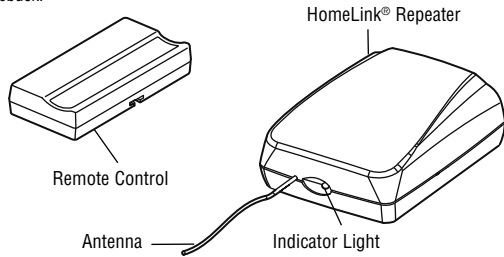


HOMELINK® REPEATER KIT

INTRODUCTION

The HomeLink® Repeater Kit is designed to allow compatibility between a new Chamberlain, Sears Craftsman, or LiftMaster* garage door opener and the HomeLink® system in your vehicle. Refer to the your vehicle owner's manual for specific instructions on programming the HomeLink® system. Your model may look different than illustrated in this programming guide.

* Chamberlain and LiftMaster are Trademarks of Chamberlain Group. Sears is a Trademark of Sears Roebuck.




RATING: 120 Vac, 60Hz, 35mA


INSTALL AND PROGRAM THE HOMELINK® REPEATER

Be sure that your vehicle is parked outside of the garage before programming the HomeLink® Repeater Kit. Two people may be needed to program the HomeLink® system.

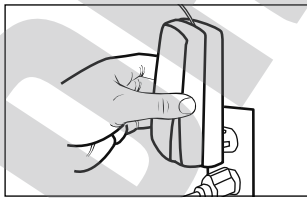
1. Program the **new** remote control included with the HomeLink® Repeater Kit. Refer to the owner's manual for your vehicle for programming steps.




5. Within 30 seconds press and hold the programmed HomeLink® button in your vehicle.



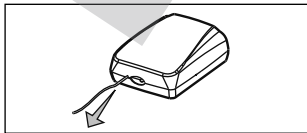
2. Plug the HomeLink® Repeater into a 120 Vac polarized outlet, located as close as possible to your garage door opener.




6. Release the HomeLink® button when the garage door opener light blinks. If light bulbs are not installed in the garage door opener, two clicks will be heard. Programming is complete.




3. Straighten the antenna.



7. To ensure the garage door opener operates from the HomeLink® button, press the programmed HomeLink® button in the vehicle. If it does not operate the garage door opener, repeat the steps.



4. Press and release the **YELLOW** Learn button on the garage door opener. The Learn LED will glow steadily.



⚠️ WARNING

To prevent possible **SERIOUS INJURY** or **DEATH** from a moving gate or garage door:

- **ALWAYS** keep remote controls out of reach of children. **NEVER** permit children to operate, or play with remote control transmitters.
- Activate gate or door **ONLY** when it can be seen clearly, is properly adjusted, and there are no obstructions to door travel.
- **ALWAYS** keep gate or garage door in sight until completely closed. **NEVER** permit anyone to cross path of moving gate or door.

NOTICE: To comply with FCC and/or Industry Canada (IC) rules, adjustment or modifications of this receiver and/or transmitter are prohibited, except for changing the code setting or replacing the battery. **THERE ARE NO OTHER USER SERVICEABLE PARTS.**

Tested to Comply with FCC Standards FOR HOME OR OFFICE USE. Operation is subject to the following two conditions: (1) this device may not cause harmful interference, and (2) this device must accept any interference received, including interference that may cause undesired operation.

1-800-355-3515

www.homelink.com

© 2010 The Chamberlain Group, Inc.
All Rights Reserved