

# CLICKER MODEL KLIK1U

## Universal Garage Door Opener Remote Control

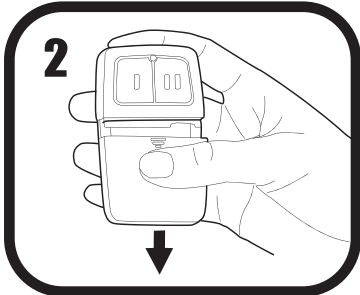
Read instructions thoroughly **BEFORE** beginning.

Start with garage door closed. Identify garage door opener type - Smart/Learn button or DIP Switch. Smart/Learn button or DIP Switches are located on motor unit or external receiver. Refer to owner's manual if necessary.

Proceed with instructions according to your type of garage door opener.

### DIP SWITCH

**1** See Chart A to determine # of times to press button and write in blank on step 5.



**3** Match DIP switches. Turn extra switches OFF.

**4** Press program button until LED lights.

**5** Select a button to program. Press button \_\_\_ times ensuring LED stops flashing after each press. Code is accepted when door activates.

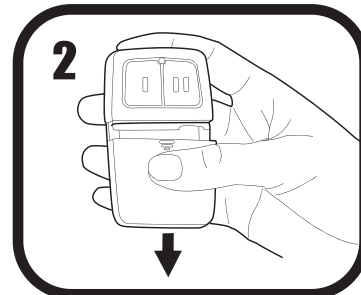
**6** Press program button.

**7** Programming complete. Press selected button to test.

CHART A			
# of times to press button	Brand	Description	Frequency
11	Chamberlain	9 Position	390 MHz
12	Chamberlain	9 Position Canada	315 MHz
13	Genie	12 Position	390 MHz
14	Linear Multicode	10 Position	300 MHz
15	Chamberlain	8 Position	390 MHz
16	Stanley/Multicode	10 Position	310 MHz
17	Genie	9 Position	390 MHz
18	Linear		
19	Moore-O-Matic	8 Position	310 MHz
	Chamberlain	7 Position	390 MHz

CHART B			
# of times to press button	Brand	Type/Color of Smart/Learn	Frequency
1	Linear	Mega-Code	318 MHz
2	Chamberlain	Orange	390 MHz
3	Chamberlain	Purple	315 MHz
4	Chamberlain	Green	390 MHz
5	Genie	Overhead Door	Intellicode
6	Genie	Overhead Door	Intellicode
7	Stanley	Secure Code	310 MHz
9	Wayne Dalton	Rolling Code	372.5 MHz

**1** See Chart B to determine # of times to press button and write in blank on step 5.



**3** Press program button until LED lights.

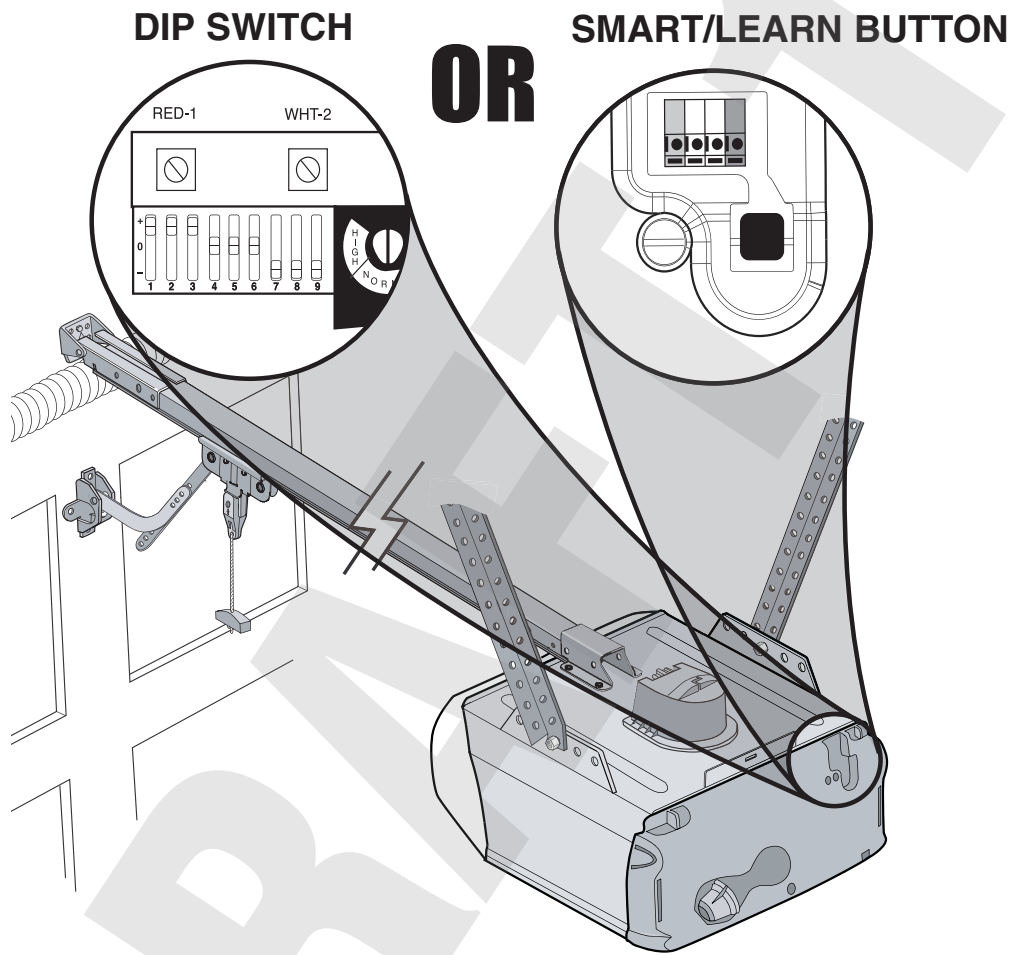
**4** Motor Unit Press and release the smart/learn button.

**5** Select a button to program. Press button \_\_\_ times ensuring LED stops flashing after each press. Code is accepted when one of the following occurs:



**6** Press program button.

**7** Programming complete. Press selected button to test.



### REMOTE CONTROL BATTERY

#### WARNING

To prevent possible **SERIOUS INJURY** or **DEATH**:

- NEVER allow small children near batteries.
- If battery is swallowed, immediately notify doctor.

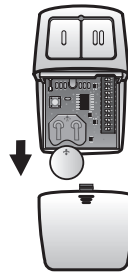
The lithium battery should produce power for up to 5 years.

#### WARNING

To reduce risk of fire, explosion or chemical burn:

- Replace **ONLY** with 3V2032 coin batteries.
- Do **NOT** recharge, disassemble, heat above 100°C (212°F) or incinerate.

Dispose of batteries properly. Replace battery with 3V2032 coin cell battery only.



**NOTE:**  
**Products other than Chamberlain:**  
 If programming fails reverse dip switches (OFF to ON and ON to OFF).  
**Chamberlain products:**  
 For Chamberlain remotes **DO NOT** use the "0" position, use "+" or "-". If you already have a 3-button remote, DIP switch #1 must be set to "+" if the large button is to open the door. It may be necessary to reprogram original remote controls.

NOTICE: To comply with FCC and or Industry Canada (IC) rules, adjustment or modifications of this receiver and/or transmitter are prohibited, except for changing the code setting or replacing the battery. THERE ARE NO OTHER USER SERVICEABLE PARTS.  
 Tested to Comply with FCC Standards FOR HOME OR OFFICE USE. Operation is subject to the following two conditions: (1) this device may not cause harmful interference, and (2) this device must accept any interference received, including interference that may cause undesired operation.

### WARNING

To prevent possible **SERIOUS INJURY** or **DEATH** from a moving gate or garage door:

- **ALWAYS** keep remote controls out of reach of children. NEVER permit children to operate, or play with remote control transmitters.
- Activate gate or door **ONLY** when it can be seen clearly, is properly adjusted and there are no obstructions to door travel.
- **ALWAYS** keep gate or garage door in sight until completely closed. NEVER permit anyone to cross path of moving gate or door.

### SMART/LEARN BUTTON

www.clickerproducts.com • 1-800-442-1255

Chamberlain, LiftMaster and Moore-O-Matic are Trademarks of Chamberlain Group. Genie is a Trademark of Overhead Door Corporation. Linear is a Trademark of Linear Corporation. Stanley is a Trademark of The Stanley Works.