



10. SETUP PHOTOS

Antenna Port Measurements




Radiated Spurious Emissions above 1GHz




X-Axis Setup



Y-Axis




Z-Axis



Radiated Emissions 30MHz-1GHz



Radiated Emissions 9kHz to 30MHz



END OF REPORT