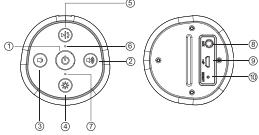
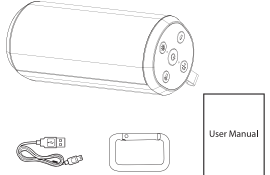
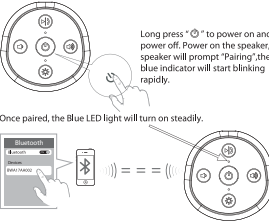
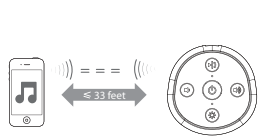
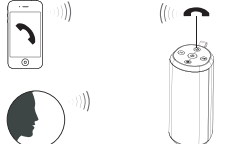

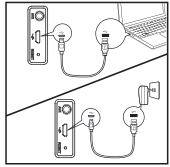
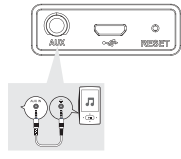
 <p>PULSE BLUETOOTH® SPEAKER</p> <p>Model: BWA17AA002</p> <p>PRODUCT GUIDE</p>	<p>Thank you for purchasing the Pulse Bluetooth® Speaker for smart phones, tablets, notebook computers and other Bluetooth enabled devices. This product combines high-tech innovation with design to provide you with years of dependability and enjoyment.</p> <p>Safety Precautions and Maintenance Please read these operating and maintenance (servicing) instructions before installing and operating your speaker.</p> <p>Warning: To reduce the risk of fire or electric shock, do not expose this speaker system to rain or moisture (including swimming pools or objects filled with liquids, such as vases or drinks).</p>	<p>Important Safety Instructions</p> <ol style="list-style-type: none"> 1. Always read Safety and Operation instructions before use. Retain instructions for later reference. 2. For indoor use only. Do not expose the speaker to liquid, moisture or humidity. 3. Do not use abrasive cleaners to clean the speaker case as they may damage the finish. Always unplug the unit before cleaning. 4. Do not expose the speaker to extremely high or low temperatures. 5. Keep the unit away from direct sunlight. 6. Use only accessories and attachments as supplied and designated in the instruction manual. 7. Do not attempt to open or modify the speaker in any way, as it does not contain any serviceable parts. Please refer all servicing to qualified personnel. 8. Please store the unit in a dry place that is free from extreme temperatures and dust. 9. Always operate the speaker on a flat and level surface. 10. Always operate the speaker away from children and small animals as they may play with the power cord and other small parts. 11. Always dispose of the packaging and the unit in accordance with the local regulations and in a responsible manner. 	<p>The FCC Wants You To Know</p> <p>Warning: Changes or modifications to this unit not expressly approved by the party responsible for compliance could void the user's authority to operate the equipment.</p> <p>This device complies with Part 15 of the FCC Rules. Operation is subject to the following two conditions: (1) this device may not cause harmful interference, and (2) this device must accept any interference received, including interference that may cause undesired operation.</p> <p>NOTE: This equipment has been tested and found to comply with the limits for a Class B digital device, pursuant to Part 15 of the FCC Rules. These limits are designed to provide reasonable protection against harmful interference in a residential installation. This equipment generates, uses and can radiate radio frequency energy and, if not installed and used in accordance with the instructions, may cause harmful interference to radio communications.</p>	<p>However, there is no guarantee that interference will not occur in a particular installation. If this equipment does cause harmful interference to radio or television reception, which can be determined by turning the equipment off and on, the user is encouraged to try to correct the interference by one or more of the following measures:</p> <p>Reorient or relocate the receiving antenna. Increase the separation between the equipment and receiver. Connect the equipment into an outlet on a circuit different from that to which the receiver is connected. Consult the dealer or an experienced radio/TV technician for help.</p> <p>The device has been evaluated to meet general RF exposure requirement. The device can be used in portable exposure condition without restriction.</p>	<p>Speaker Overview</p>  <ol style="list-style-type: none"> 1. Power ON/OFF 2. Vol- 3. Vol+ 4. Switch LED themes 5. Play/Pause/Hang up/Answer the call 6. Charging / Working status indicator 7. MIC 8. AUX IN 9. USB charging 10. RESET 	<p>Package Content</p> <p>Main unit x1 USB Charging Cord x1 User manual x1 Hook x1</p> 
----------------------------------------------------------------------------------------------------------------------------------------------------------------------------------	---------------------------------------------------------------------------------------------------------------------------------------------------------------------------------------------------------------------------------------------------------------------------------------------------------------------------------------------------------------------------------------------------------------------------------------------------------------------------------------------------------------------------------------------------------------------------------------------------------------------------------------------------------	---------------------------------------------------------------------------------------------------------------------------------------------------------------------------------------------------------------------------------------------------------------------------------------------------------------------------------------------------------------------------------------------------------------------------------------------------------------------------------------------------------------------------------------------------------------------------------------------------------------------------------------------------------------------------------------------------------------------------------------------------------------------------------------------------------------------------------------------------------------------------------------------------------------------------------------------------------------------------------------------------------------------------------------------------------------------------------------------------------------------------------------------------------------------------------------------------------------------------------------------------------------------------------------------------------	--------------------------------------------------------------------------------------------------------------------------------------------------------------------------------------------------------------------------------------------------------------------------------------------------------------------------------------------------------------------------------------------------------------------------------------------------------------------------------------------------------------------------------------------------------------------------------------------------------------------------------------------------------------------------------------------------------------------------------------------------------------------------------------------------------------------------------------------------------------------------------------------------------------------------------------------------------------------------------------------------------	----------------------------------------------------------------------------------------------------------------------------------------------------------------------------------------------------------------------------------------------------------------------------------------------------------------------------------------------------------------------------------------------------------------------------------------------------------------------------------------------------------------------------------------------------------------------------------------------------------------------------------------------------------------------------------------------------------------------------------------------------------------------------------------------------------------------------	------------------------------------------------------------------------------------------------------------------------------------------------------------------------------------------------------------------------------------------------------------------------------------------------------------------------------------------------------------------------------------------------------------------------------------	---------------------------------------------------------------------------------------------------------------------------------------------------------------------------------------------

<p>Bluetooth connect</p>  <p>Long press "Power" to power on and power off. Power on the speaker, speaker will prompt "Pairing", the blue indicator will start blinking rapidly.</p> <p>Once paired, the Blue LED light will turn on steadily.</p> <p>Activate the Bluetooth function on your device and search Bluetooth devices, and select "BWA17AA002" to start connecting.</p>	<p>Play</p>  <p>When listening to music on the speaker, press "Play/Pause" to adjust volume, and press "Play/Pause" to Pause or Play.</p>	<p>Conference Mode</p>  <p>When receiving an incoming call on your cell phone via Bluetooth linked with the speaker, tap the "Answer" to answer, press "End Call" to obtain the desired sound level. To end the call, just tap the "Answer" again on the speaker. To ignore an incoming call, simply press and hold the "Answer" on the speaker for about 2 seconds. Tap twice the "Answer" button can dial back the last phone call.</p>	<p>LED Themes</p>  <p>Just playing music status will have these themes</p> <p>Short press the "LED Themes" to switch the LED themes, there are five different LED themes.</p> <p>Adjust lightness: Press the "LED Themes" + "Vol-" to decrease the lightness, press "LED Themes" + "Vol+" to increase the lightness</p>	<p>Charge</p>  <p>Can be charged by using the USB to Micro USB cord (included) through computer or AC adaptor with USB jack (not included). Approximately 4 hours required for full charge.</p> <p>Note: If the battery is empty, you need to charge it at least 30 minutes to be able to listen to the music.</p>	<p>Aux in</p>  <p>Use a 3.5mm cable (not included) to connect the speaker to another audio source. Press Play on the device and adjust the volume on the unit to obtain the desired volume.</p>	<p>Technical Specifications</p> <ul style="list-style-type: none"> * Amplifier power: 3.5W x * Battery type: Li-ion rechargeable * Bluetooth transmitter frequency range: 2.402 – 2.480GHz * Bluetooth transmitter power: Class 2
---------------------------------------------------------------------------------------------------------------------------------------------------------------------------------------------------------------------------------------------------------------------------------------------------------------------------------------------------------------------------------------------------------------------------------------------------------------------------	-----------------------------------------------------------------------------------------------------------------------------------------------------------------------------------------------------------------------------------	-----------------------------------------------------------------------------------------------------------------------------------------------------------------------------------------------------------------------------------------------------------------------------------------------------------------------------------------------------------------------------------------------------------------------------------------------------------------------------------------------------------------------------------	------------------------------------------------------------------------------------------------------------------------------------------------------------------------------------------------------------------------------------------------------------------------------------------------------------------------------------------------------------------------------------------------------------------	--------------------------------------------------------------------------------------------------------------------------------------------------------------------------------------------------------------------------------------------------------------------------------------------------------------------------------------------------------------------------------------------------------------	-------------------------------------------------------------------------------------------------------------------------------------------------------------------------------------------------------------------------------------------------------------------------------------------	------------------------------------------------------------------------------------------------------------------------------------------------------------------------------------------------------------------------------------------------------------------------------------

	时间	20161216	订单号	
版本	公司型号	T800F	客户型号	WL726
设计者	设计内容	说明书	料号	
审核	标准	PLM文档编号		
	石港归	标准化	项目经理	
	业务		产品经理	
			核准	

展开尺寸	490X70mm
成型尺寸	70X70mm
材质要求	120G书纸
印刷要求	全彩印刷
工艺要求	风琴折
页码数(页)	7页(按成型尺寸计算页数)

字体要求, 两种字体:
Pirulen Regular
Myriad Pro Regular