



## Appendix A: Photographs of the Test Set-Up

|   |          |
|---|----------|
| <b>APPENDIX A: PHOTOGRAPHS OF THE TEST SET-UP .....</b>               | <b>1</b> |
| PHOTOGRAPH 1: SET-UP FOR RADIATED SPURIOUS EMISSION, BELOW 1GHZ ..... | 2        |
| PHOTOGRAPH 2: SET-UP FOR RADIATED SPURIOUS EMISSION, ABOVE 1GHZ.....  | 2        |
| PHOTOGRAPH 3: SET-UP FOR CONDUCTED EMISSION ON AC MAINS.....          | 3        |
| PHOTOGRAPH 4: SET-UP FOR RADIATED EMISSION, BELOW 1GHZ.....           | 3        |
| PHOTOGRAPH 5: SET-UP FOR RADIATED EMISSION, ABOVE 1GHZ .....          | 4        |


**Photograph 1: Set-up for Radiated Spurious Emission, Below 1GHz**




**Photograph 2: Set-up for Radiated Spurious Emission, Above 1GHz**



**Photograph 3: Set-up for Conducted Emission on AC Mains**



**Photograph 4: Set-up for Radiated Emission, Below 1GHz**



Photograph 5: Set-up for Radiated Emission, Above 1GHz

