

Annex for FCC Bluetooth BR&EDR
Test Report No. :CTL2210275011-WF

Appendix A: 20dB Emission Bandwidth

Test Result

TestMode	Antenna	Channel	20db EBW[MHz]	FL[MHz]	FH[MHz]	Limit[MHz]	Verdict
DH5	Ant1	2402	0.960	2401.535	2402.495	---	PASS
		2441	0.990	2440.499	2441.489	---	PASS
		2480	1.002	2479.487	2480.489	---	PASS
2DH5	Ant1	2402	1.284	2401.367	2402.651	---	PASS
		2441	1.290	2440.364	2441.654	---	PASS
		2480	1.284	2479.367	2480.651	---	PASS
3DH5	Ant1	2402	1.266	2401.358	2402.624	---	PASS
		2441	1.263	2440.358	2441.621	---	PASS
		2480	1.260	2479.361	2480.621	---	PASS

Test Graphs



DH5_Ant1_2402



DH5_Ant1_2441



DH5_Ant1_2480



2DH5_Ant1_2402



2DH5_Ant1_2441



2DH5_Ant1_2480



3DH5_Ant1_2402



3DH5_Ant1_2441



3DH5_Ant1_2480

Appendix B: Occupied Channel Bandwidth**Test Result**

TestMode	Antenna	Channel	OCB [MHz]	FL[MHz]	FH[MHz]	Limit[MHz]	Verdict
DH5	Ant1	2402	0.89757	2401.555	2402.453	---	PASS
		2441	0.91094	2440.548	2441.459	---	PASS
		2480	0.91154	2479.544	2480.456	---	PASS
2DH5	Ant1	2402	1.1782	2401.411	2402.589	---	PASS
		2441	1.1838	2440.409	2441.593	---	PASS
		2480	1.1834	2479.408	2480.591	---	PASS
3DH5	Ant1	2402	1.1686	2401.416	2402.584	---	PASS
		2441	1.1667	2440.416	2441.583	---	PASS
		2480	1.1628	2479.416	2480.579	---	PASS

Test Graphs



DH5_Ant1_2402



DH5_Ant1_2441



DH5_Ant1_2480



2DH5_Ant1_2402



2DH5_Ant1_2441



2DH5_Ant1_2480



3DH5_Ant1_2402



3DH5_Ant1_2441

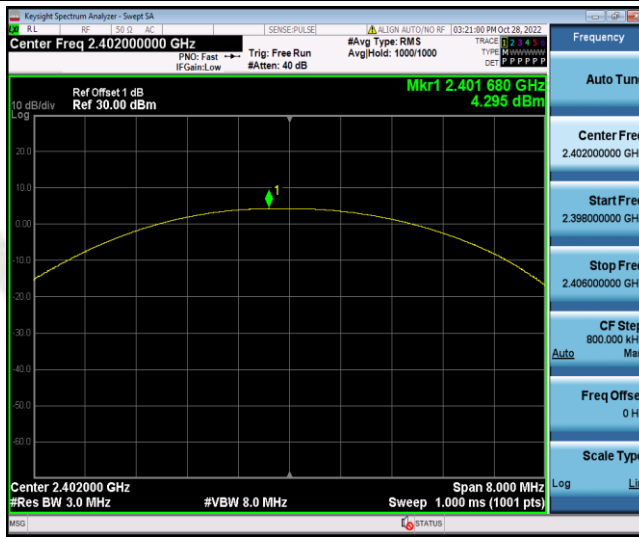


3DH5_Ant1_2480

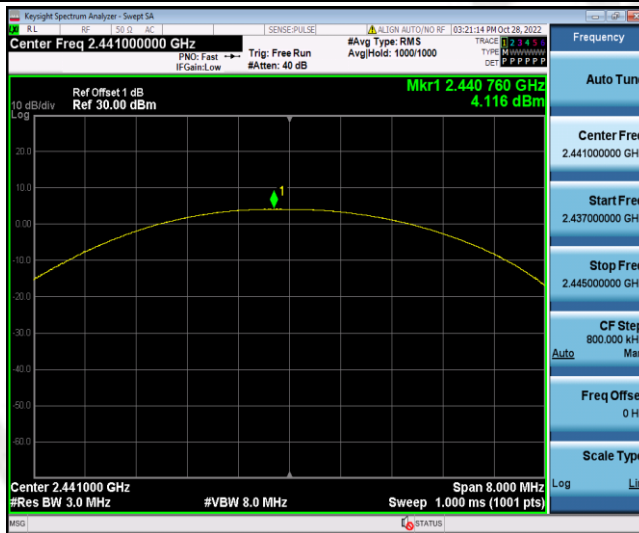
Appendix C: Maximum conducted output power**Test Result**

TestMode	Antenna	Channel	Result[dBm]	Limit[dBm]	Verdict
DH5	Ant1	2402	4.3	<=30	PASS
		2441	4.12	<=30	PASS
		2480	3.92	<=30	PASS
2DH5	Ant1	2402	4.91	<=20.97	PASS
		2441	4.7	<=20.97	PASS
		2480	4.5	<=20.97	PASS
3DH5	Ant1	2402	5.23	<=20.97	PASS
		2441	5.03	<=20.97	PASS
		2480	4.82	<=20.97	PASS

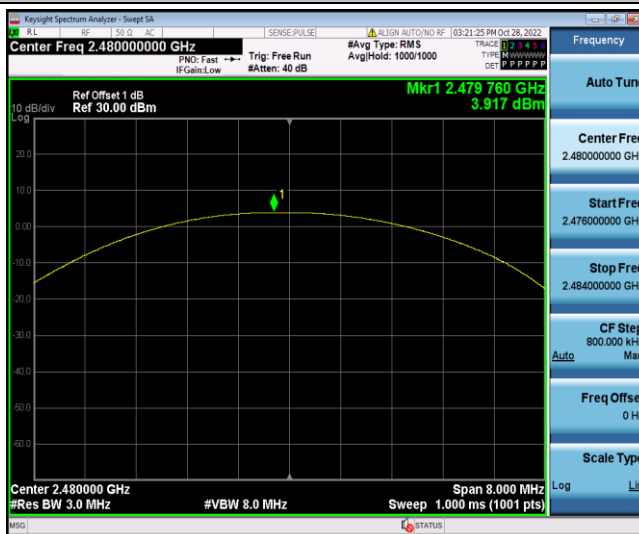
Test Graphs



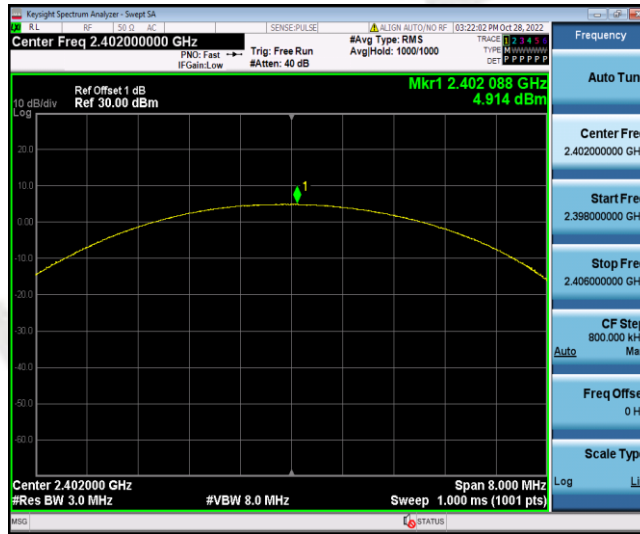
DH5_Ant1_2402



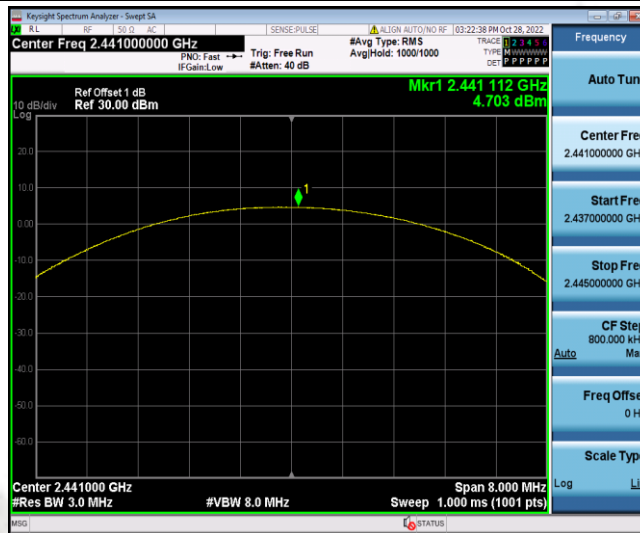
DH5_Ant1_2441



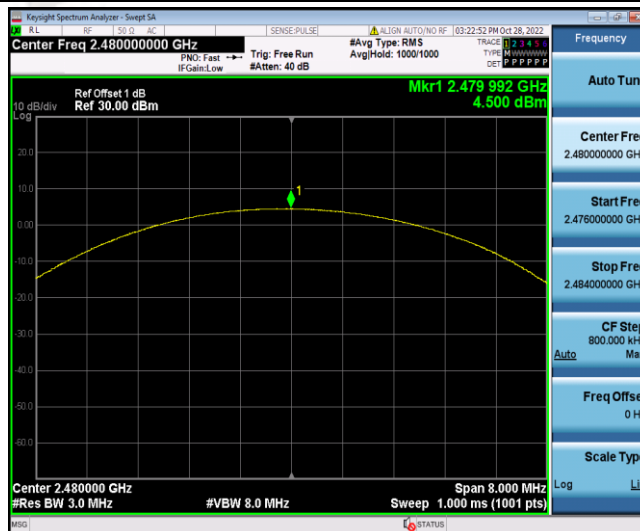
DH5_Ant1_2480



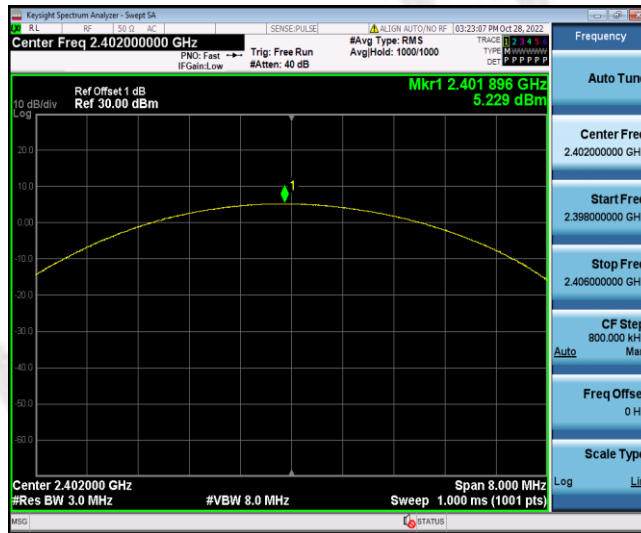
2DH5_Ant1_2402



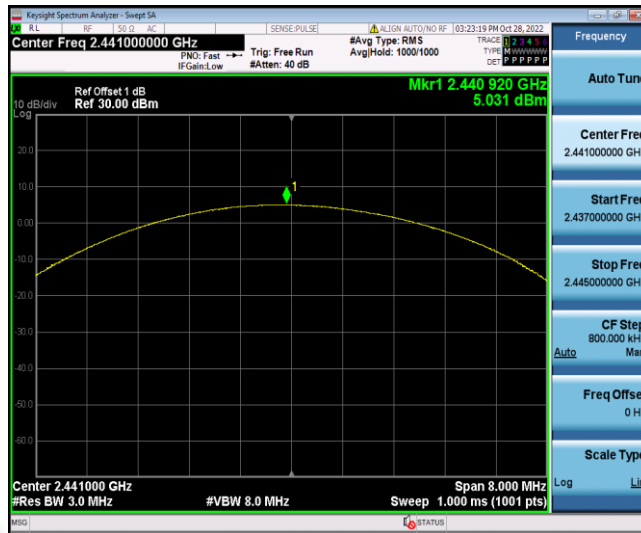
2DH5_Ant1_2441



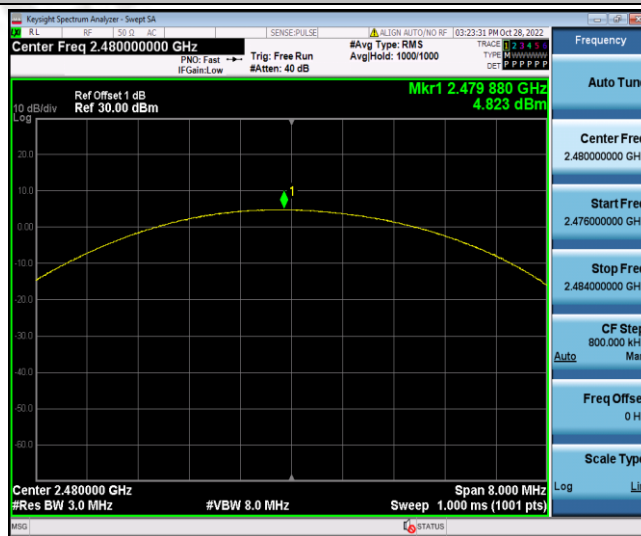
2DH5_Ant1_2480



3DH5_Ant1_2402



3DH5_Ant1_2441



3DH5_Ant1_2480

Appendix D: Carrier frequency separation

Test Result

TestMode	Antenna	Channel	Result[MHz]	Limit[MHz]	Verdict
DH5	Ant1	Hop	1.004	≥ 1.002	PASS
2DH5	Ant1	Hop	1	≥ 0.860	PASS
3DH5	Ant1	Hop	1	≥ 0.844	PASS

Test Graphs



DH5_Ant1_Hop



2DH5_Ant1_Hop



3DH5_Ant1_Hop

Appendix E: Time of occupancy

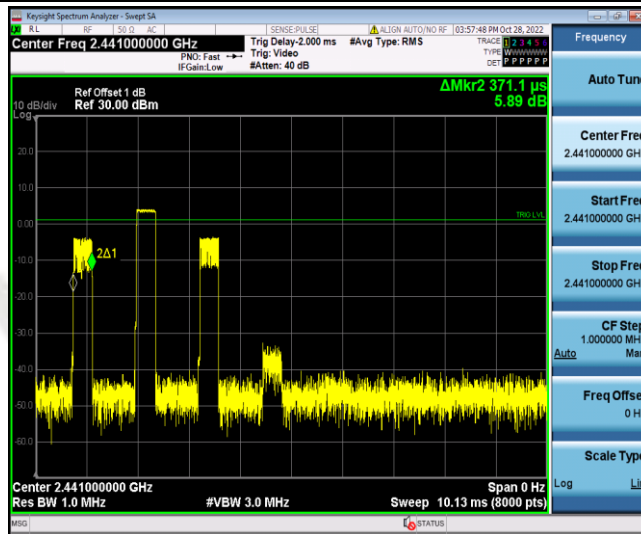
Test Result

TestMode	Antenna	Channel	BurstWidth [ms]	TotalHops [Num]	Result[s]	Limit[s]	Verdict
DH1	Ant1	Hop	0.37	330	0.122	≤0.4	PASS
DH3	Ant1	Hop	1.62	170	0.275	≤0.4	PASS
DH5	Ant1	Hop	2.87	110	0.315	≤0.4	PASS
2DH1	Ant1	Hop	0.38	330	0.125	≤0.4	PASS
2DH3	Ant1	Hop	1.63	170	0.277	≤0.4	PASS
2DH5	Ant1	Hop	2.88	110	0.317	≤0.4	PASS
3DH1	Ant1	Hop	0.38	330	0.125	≤0.4	PASS
3DH3	Ant1	Hop	1.63	170	0.277	≤0.4	PASS
3DH5	Ant1	Hop	2.88	110	0.317	≤0.4	PASS

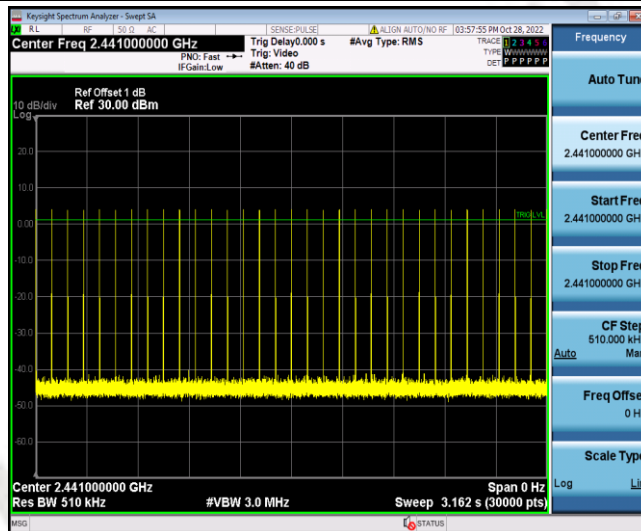
Note: (1) Dwell time=Pulse time (ms) × Total Pulse number s

(2) Total Pulse number= Pulse number in 3.16 s × 10

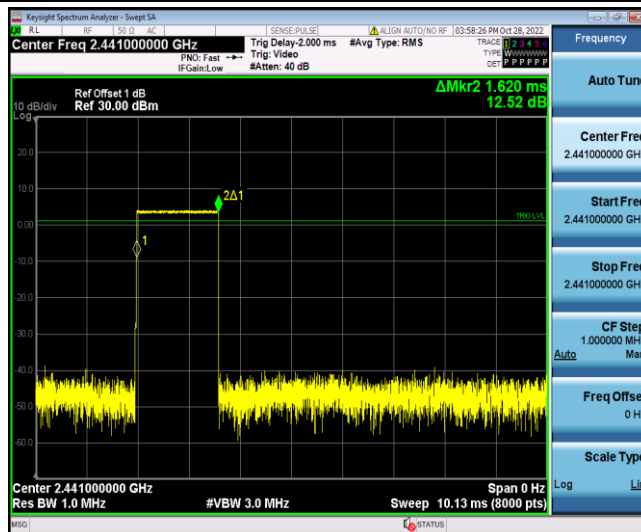
Test Graphs



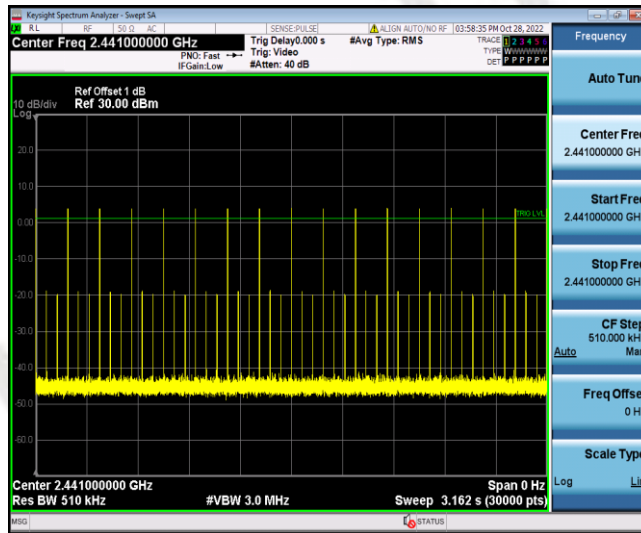
DH1_Ant1_Hop



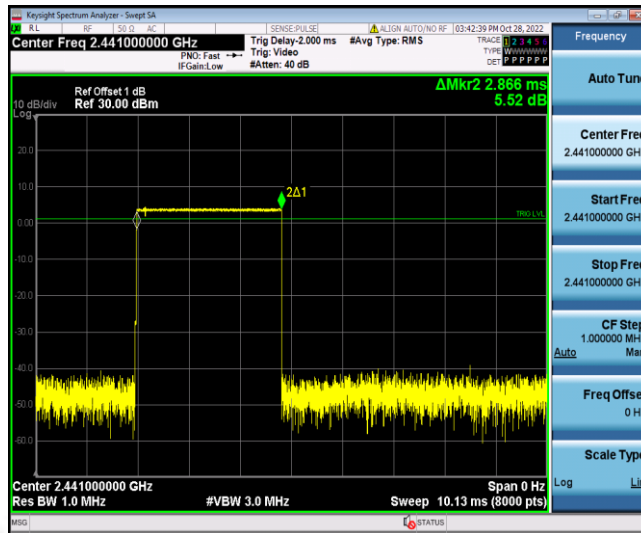
DH1_Ant1_Hop



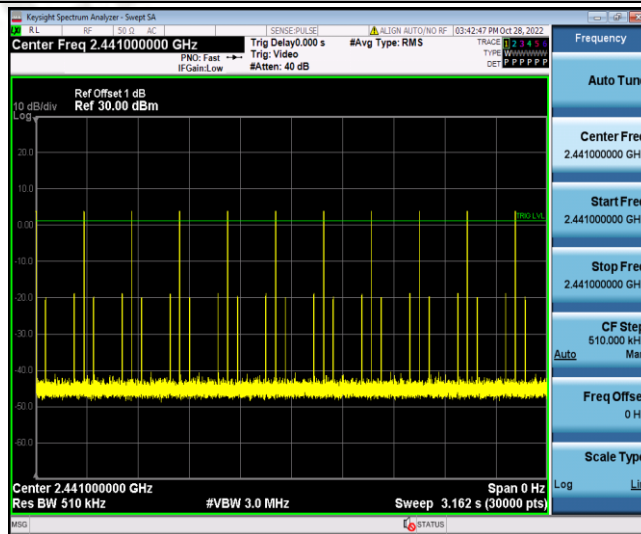
DH3_Ant1_Hop



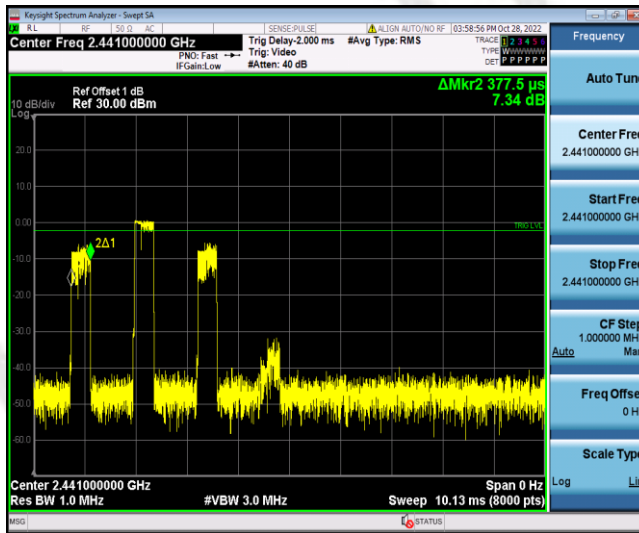
DH3_Ant1_Hop



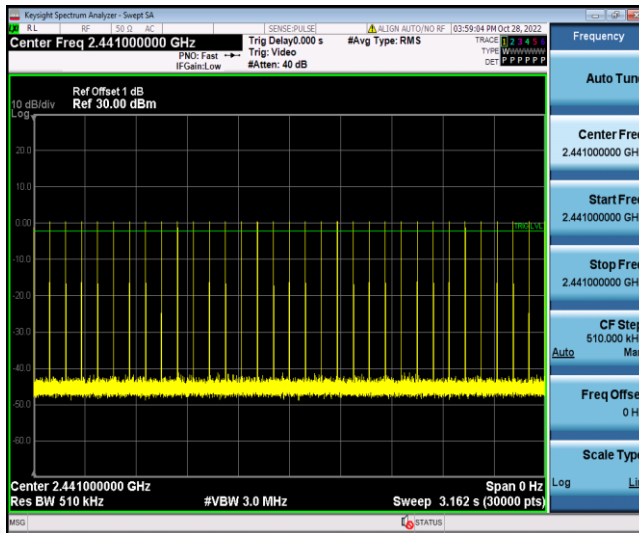
DH5_Ant1_Hop



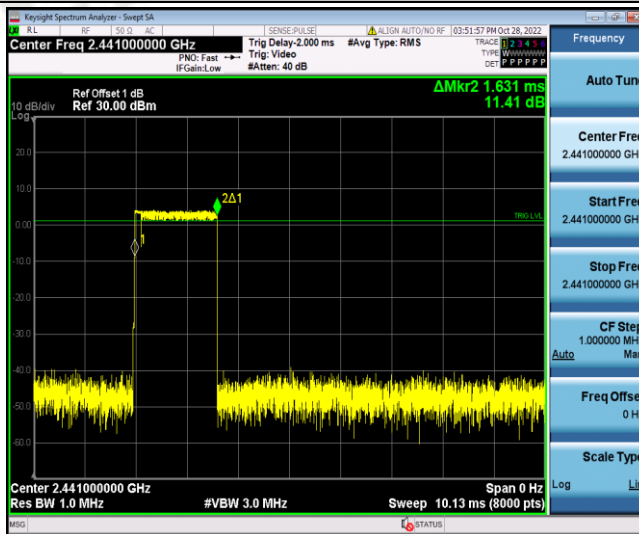
DH5_Ant1_Hop



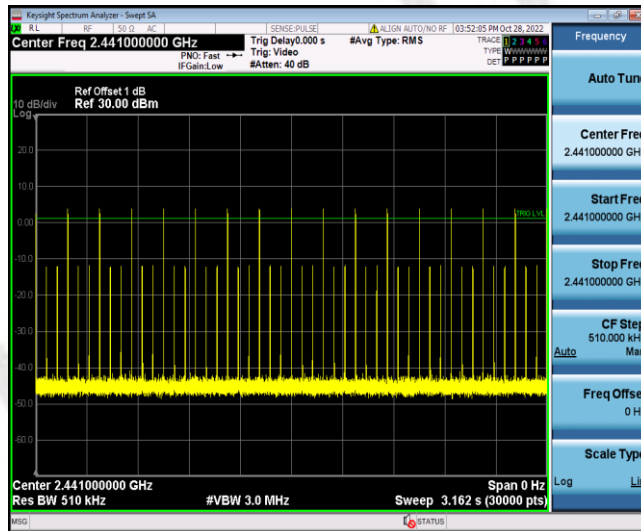
2DH1_Ant1_Hop



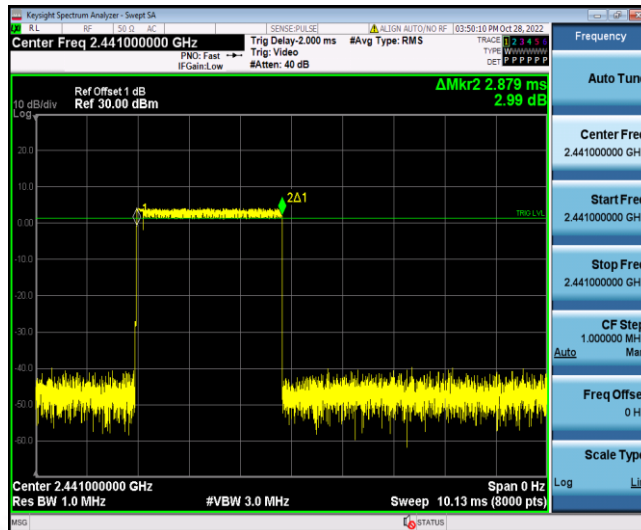
2DH1_Ant1_Hop



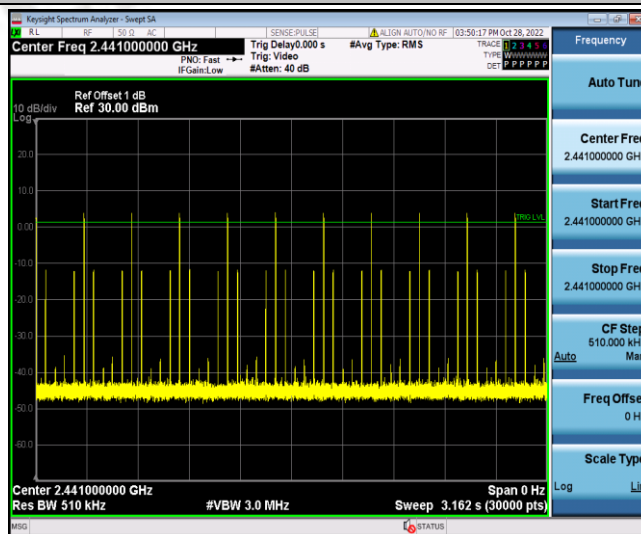
2DH3_Ant1_Hop



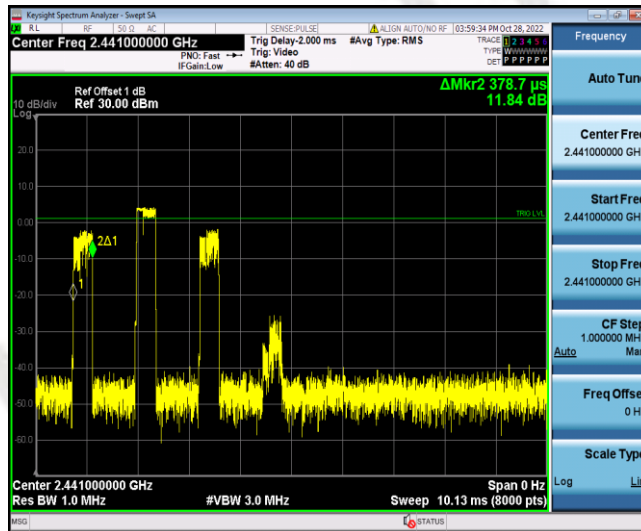
2DH3_Ant1_Hop



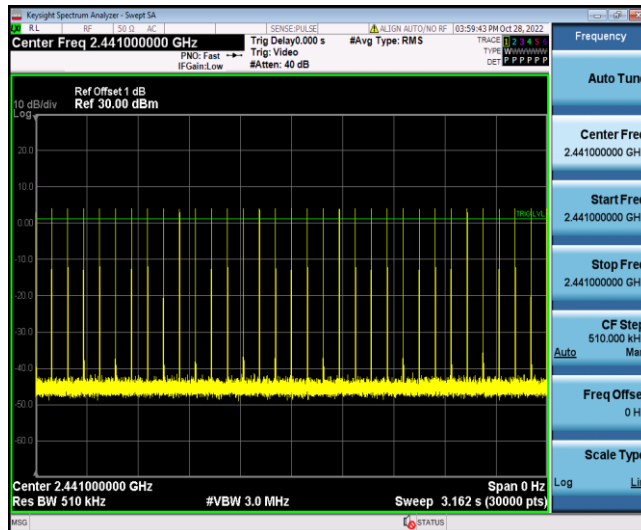
2DH5_Ant1_Hop



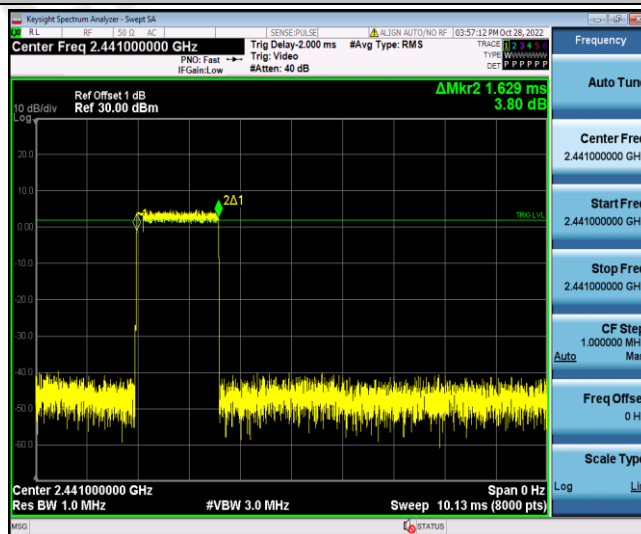
2DH5_Ant1_Hop



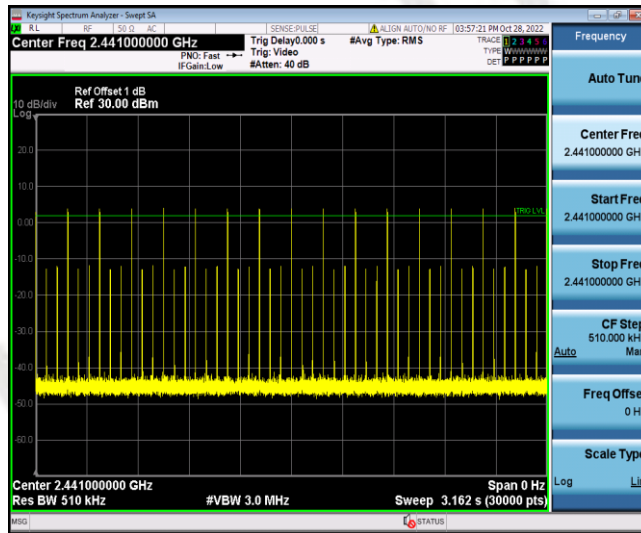
3DH1_Ant1_Hop



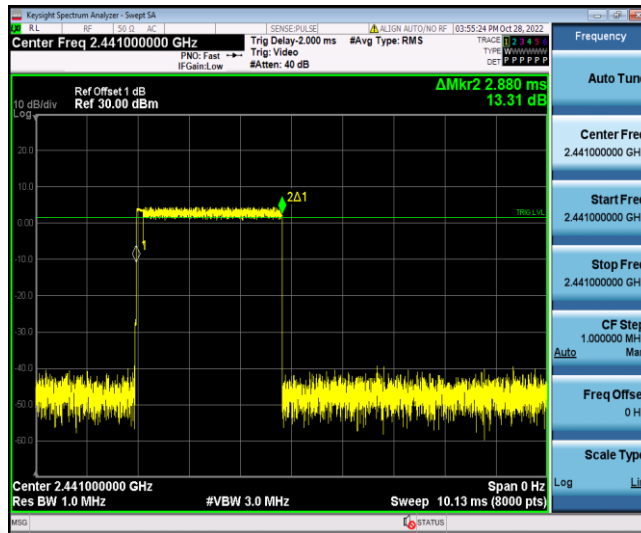
3DH1_Ant1_Hop



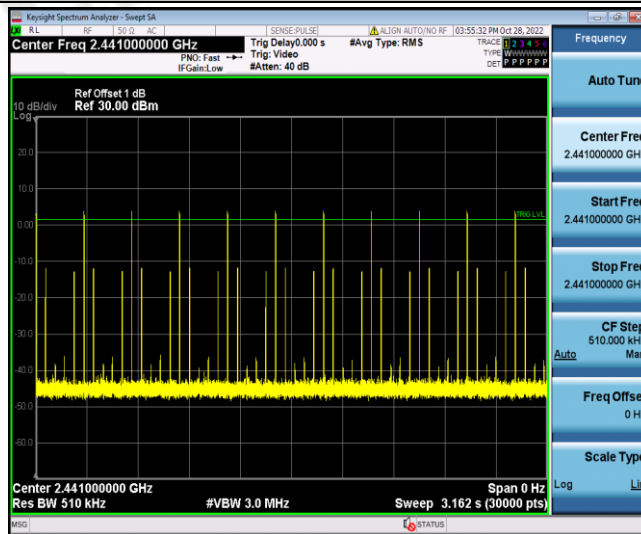
3DH3_Ant1_Hop



3DH3_Ant1_Hop



3DH5_Ant1_Hop



3DH5_Ant1_Hop