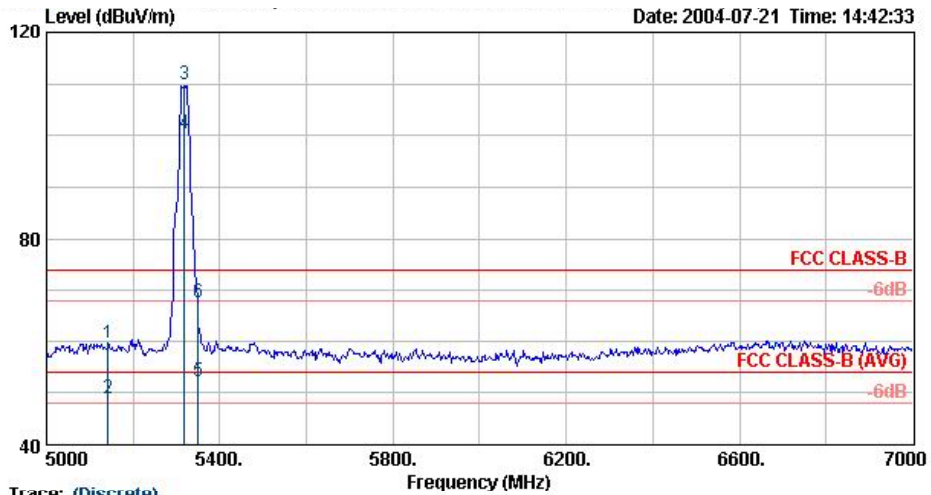


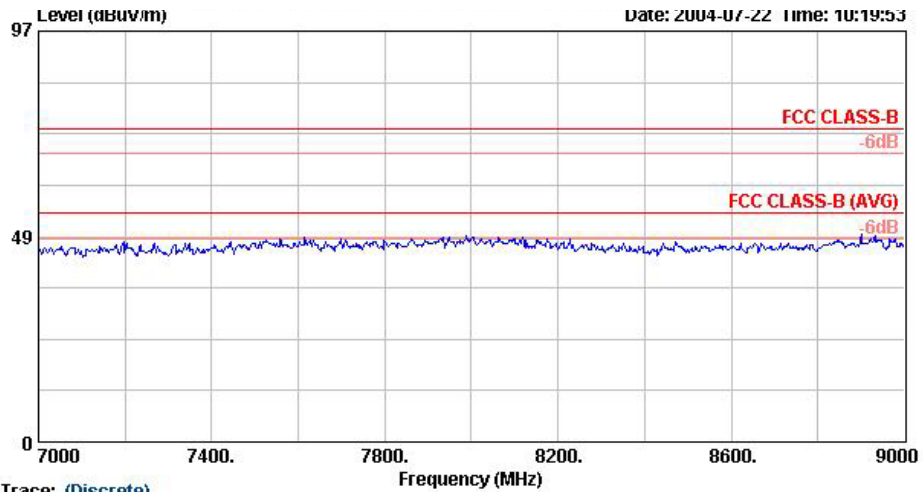
Trace: (Discrete)
 Site : 03CH06
 Condition : FCC CLASS-B 3m HF-HORN AH-118 VERTICAL
 EUT : 802.11a/b/g Access Point
 Power : AC 120V / 60Hz
 Model : WASP - 5110
 Memo : 802.11a TX 5320MHz



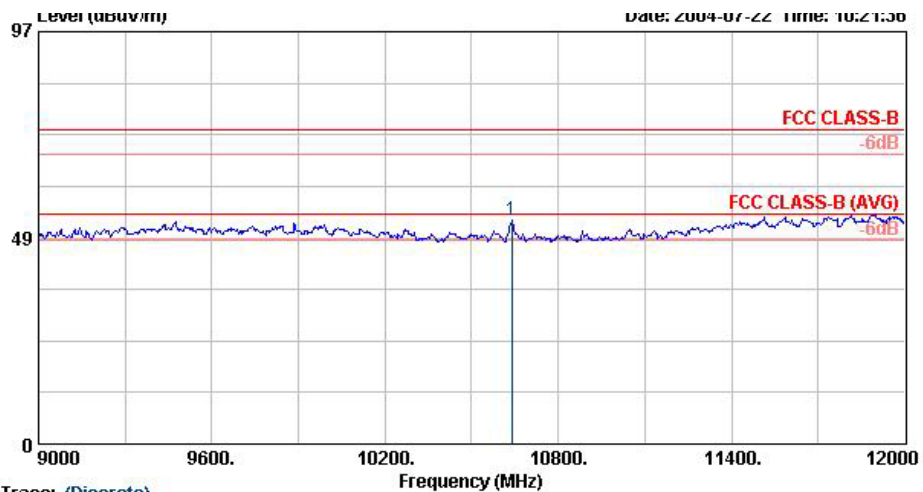
Trace: (Discrete)
 Site : 03CH06
 Condition : FCC CLASS-B 3m HF-HORN AH-118 VERTICAL
 EUT : 802.11a/b/g Access Point
 Power : AC 120V / 60Hz
 Model : WASP - 5110
 Memo : 802.11a TX 5320MHz

	Freq	Over Limit	Level	Limit	Antenna Line	Preamp Factor	Cable Loss	Remark	Ant Pos	Table Pos
	MHz	dB	dBuV/m	dBuV/m	dB/m	dB	dB		cm	deg
1	5142.00	-14.41	59.59	74.00	33.71	45.91	5.00	Peak	---	---
2	5142.00	-5.20	48.80	54.00	33.71	45.91	5.00	Average	---	---
3	5318.00		109.76		33.94	46.14	5.12	Peak	---	---
4	5318.00		100.37		33.94	46.14	5.12	Average	---	---
5	5350.00	-1.72	52.28	54.00	33.99	46.19	5.14	Average	---	---
6	5350.00	-6.41	67.59	74.00	33.99	46.19	5.14	Peak	---	---

Remark: The "X" represent a fundamental frequency.

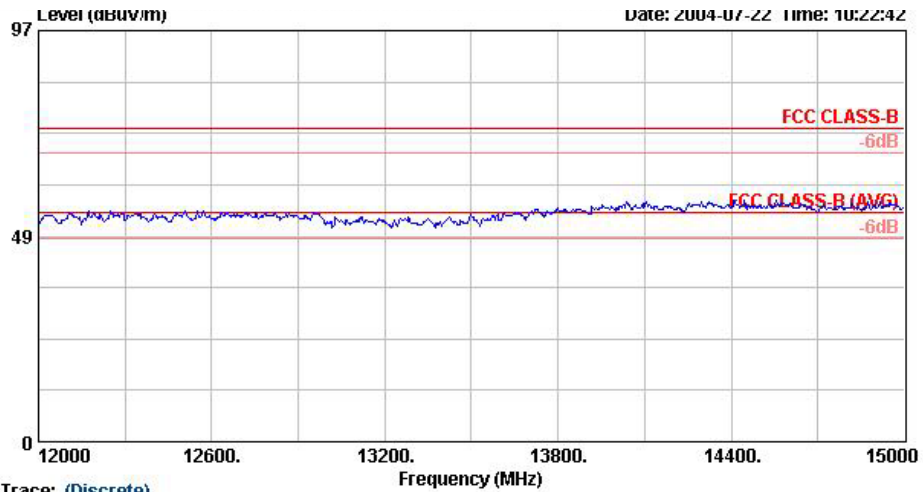


Site : 03CH06
 Condition : FCC CLASS-B 3m HF-HORN AH-118 VERTICAL
 EUT : 802.11a/b/g Access Point
 Power : AC 120V / 60Hz
 Model : WASP - 5110
 Memo : 802.11a TX 5320MHz

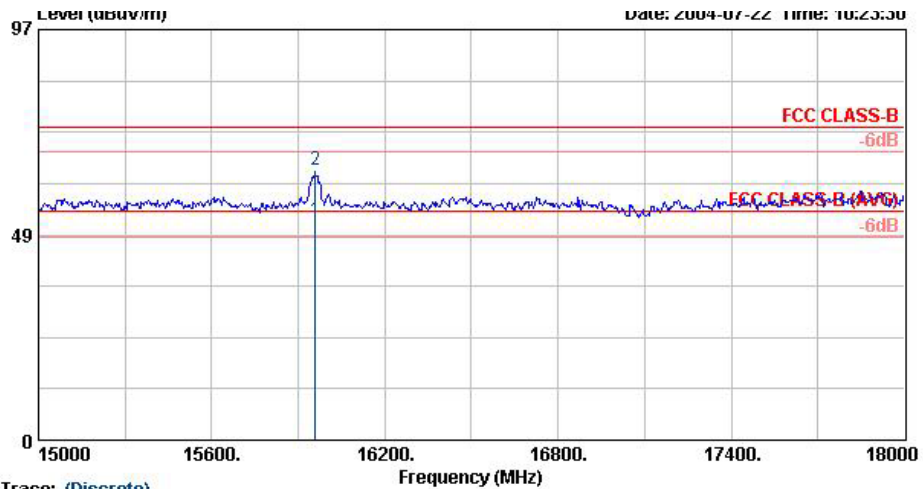


Site : 03CH06
 Condition : FCC CLASS-B 3m HF-HORN AH-118 VERTICAL
 EUT : 802.11a/b/g Access Point
 Power : AC 120V / 60Hz
 Model : WASP - 5110
 Memo : 802.11a TX 5320MHz

	Freq	Level	Over	Limit	Antenna	Preamp	Cable	Remark	Ant	Table
	MHz	dBuV/m	dB	dBuV/m	dB/m	dB	dB		Pos	Pos
1 @	10638.00	52.64	-21.36	74.00	36.50	43.78	7.68	Peak	---	---



Trace: (Discrete)
 Site : 03CH06
 Condition : FCC CLASS-B 3m HF-HORN AH-118 VERTICAL
 EUT : 802.11a/b/g Access Point
 Power : AC 120V / 60Hz
 Model : WASP - 5110
 Memo : 802.11a TX 5320MHz



Trace: (Discrete)
 Site : 03CH06
 Condition : FCC CLASS-B 3m HF-HORN AH-118 VERTICAL
 EUT : 802.11a/b/g Access Point
 Power : AC 120V / 60Hz
 Model : WASP - 5110
 Memo : 802.11a TX 5320MHz

	Freq	Level	Over Limit	Limit	Antenna Line	Preamp Factor	Cable Loss	Remark	Ant Pos	Table Pos
	MHz	dBuV/m	dB	dBuV/m	dB/m	dB	dB		cm	deg
1 @	15960.00	52.00	-2.00	54.00	43.48	46.34	9.60	Average	0	0
2 @	15960.00	63.75	-10.25	74.00	43.48	46.34	9.60	Peak	0	0

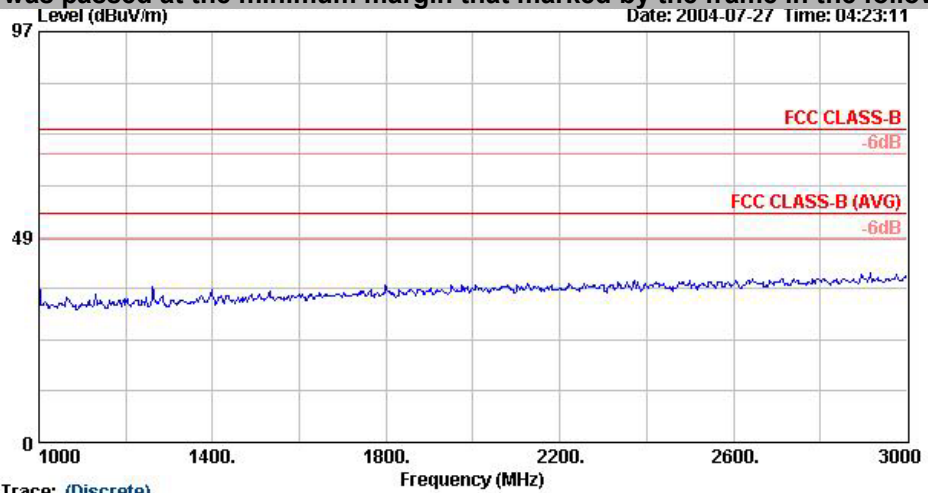
Remark: Frequency from 18GHz to 40GHz, the emission emitted by the EUT is too low to be measured.

Test Engineer : Jones Tsai
 Jones Tsai

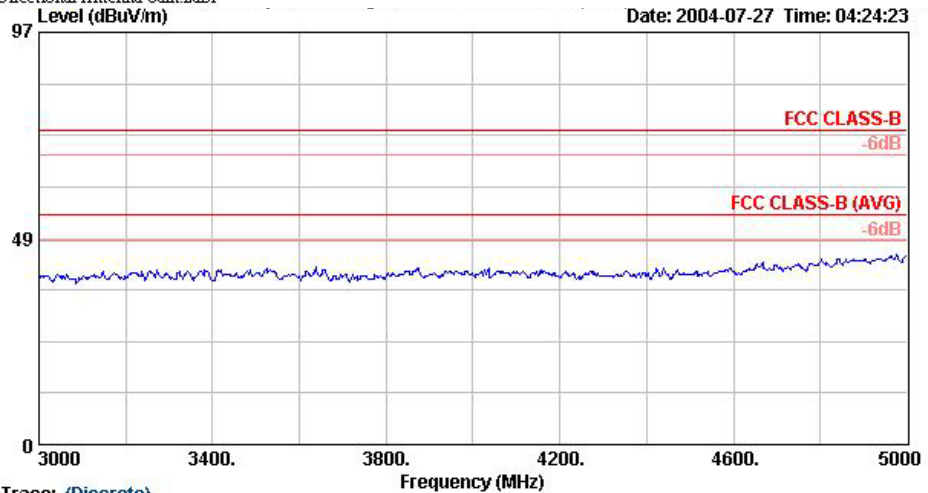
5.6.4.2 Antenna 6

- Test Mode: 802.11a TX Frequency = 5260 MHz
- Test Distance : 3 M
- Temperature : 25.3°C
- Relative Humidity :53.5 %
- Emission level (dBuV/m) = 20 log Emission level (uV/m)
- Corrected Reading : Probe Factor + Cable Loss + Read Level - Preamp Factor = Level

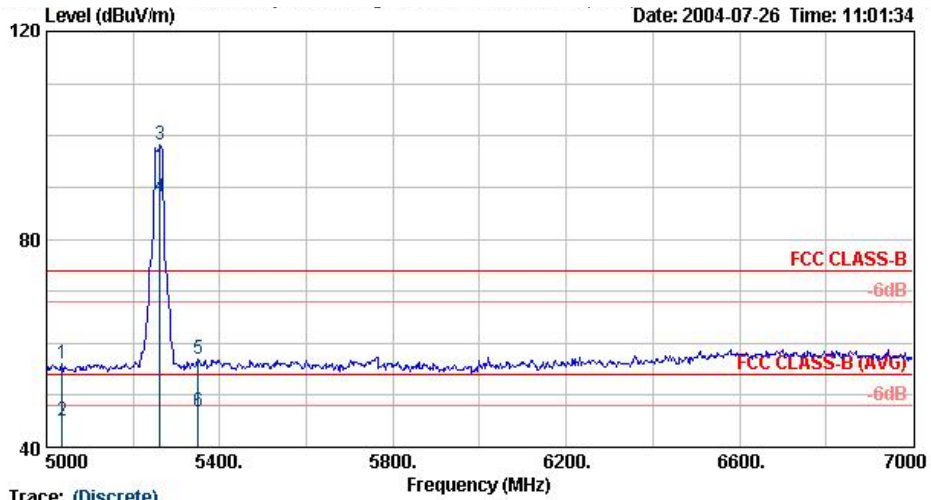
The test was passed at the minimum margin that marked by the frame in the following table



Trace: (Discrete)
 Site : 03CH06
 Condition : FCC CLASS-B 3m HF-HORN AH-118 HORIZONTAL
 EUT : 802.11a/b/g Access Point
 Power : AC 120v / 60Hz
 Model : WASP5100
 Memo : 802.11a TX 5260MHz
 : Omni Directional Antenna Gain:2dBi



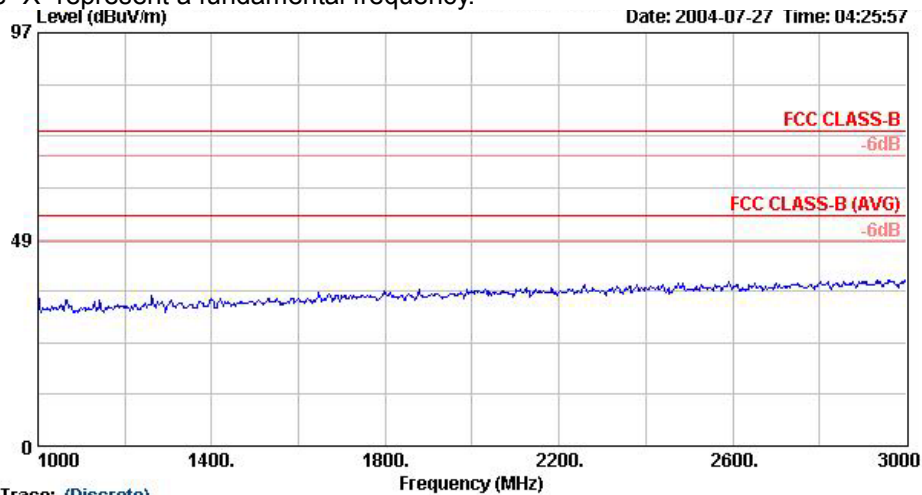
Trace: (Discrete)
 Site : 03CH06
 Condition : FCC CLASS-B 3m HF-HORN AH-118 HORIZONTAL
 EUT : 802.11a/b/g Access Point
 Power : AC 120v / 60Hz
 Model : WASP5100
 Memo : 802.11a TX 5260MHz
 : Omni Directional Antenna Gain:2dBi



Trace: (Discrete)
 Site : 03CH06
 Condition : FCC CLASS-B 3m HF-HORN AH-118 HORIZONTAL
 EUT : 802.11a/b/g Access Point
 Power : AC 120v / 60Hz
 Model : WASP5100
 Memo : 802.11a TX 5260MHz
 : Omni Directional Antenna Gain:2dBi

	Freq	Level	Over	Limit	Antenna	Preamp	Cable	Remark	Ant	Table
	MHz	dBuV/m	dB	dBuV/m	dB/m	dB	dB		cm	deg
1 @	5036.00	56.11	-17.89	74.00	33.55	45.75	4.92	Peak	---	---
2 @	5036.00	45.01	-8.99	54.00	33.55	45.75	4.92	Average	---	---
3 @	5262.00	98.44			33.87	46.07	5.08	Peak	---	---
4 @	5262.00	88.15			33.87	46.07	5.08	Average	---	---
5 @	5350.00	57.07	-16.93	74.00	33.99	46.19	5.14	Peak	---	---
6 @	5350.00	46.84	-7.16	54.00	33.99	46.19	5.14	Average	---	---

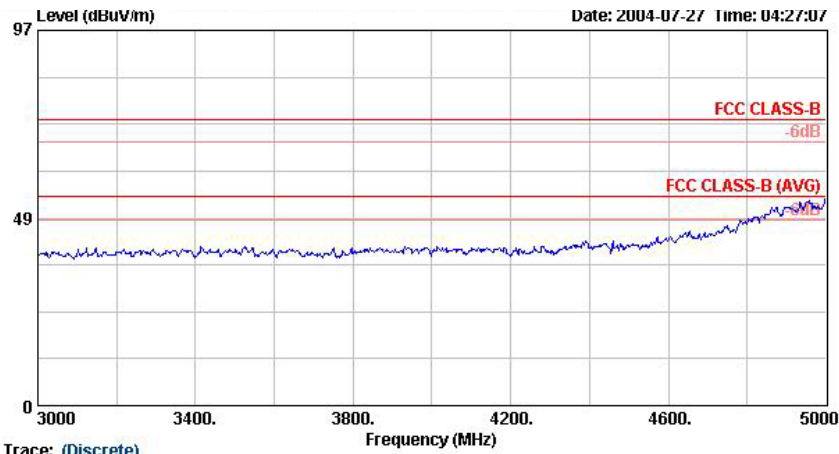
Remark: The "X" represent a fundamental frequency.



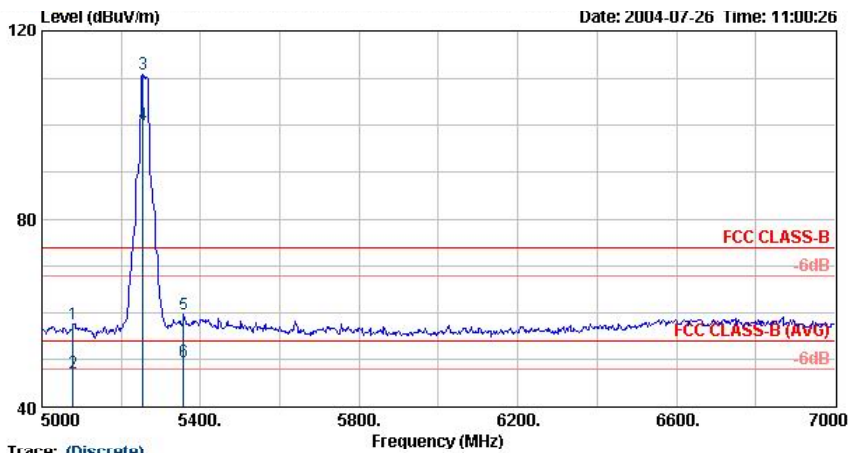
Trace: (Discrete)
 Site : 03CH06
 Condition : FCC CLASS-B 3m HF-HORN AH-118 VERTICAL
 EUT : 802.11a/b/g Access Point
 Power : AC 120v / 60Hz
 Model : WASP5100
 Memo : 802.11a TX 5260MHz
 : Omni Directional Antenna Gain:2dBi

FCC TEST REPORT

Report No. : F471907



Trace: (Discrete)
 Site : 03CH06
 Condition : FCC CLASS-B 3m HF-HORN AH-118 VERTICAL
 EUT : 802.11a/b/g Access Point
 Power : AC 120v / 60Hz
 Model : WASP5100
 Memo : 802.11a TX 5260MHz
 : Omni Directional Antenna Gain:2dBi



Trace: (Discrete)
 Site : 03CH06
 Condition : FCC CLASS-B 3m HF-HORN AH-118 VERTICAL
 EUT : 802.11a/b/g Access Point
 Power : AC 120v / 60Hz
 Model : WASP5100
 Memo : 802.11a TX 5260MHz
 : Omni Directional Antenna Gain:2dBi

	Freq	Level	Over	Limit	Antenna	Preamp	Cable	Remark	Ant	Table
	MHz	dBUV/m	dB	dBUV/m	dB/m	dB	dB		Pos	Pos
1 @	5078.00	57.57	-16.43	74.00	33.62	45.82	4.96	Peak	---	---
2 @	5078.00	47.15	-6.85	54.00	33.62	45.82	4.96	Average	---	---
3 @	5254.00	110.69			33.85	46.05	5.07	Peak	---	---
4 @	5254.00	100.15			33.85	46.05	5.07	Average	---	---
5 @	5358.00	59.60	-14.40	74.00	33.99	46.19	5.14	Peak	---	---
6 @	5358.00	49.48	-4.52	54.00	33.99	46.19	5.14	Average	---	---

Remark: The "X" represent a fundamental frequency.

Frequency from 7GHz to 40GHz, the emission emitted by the EUT is too low to be measured.

Test Engineer : Jones Tsai
 Jones Tsai

SPORTON International Inc.

TEL : 886-2-2696-2468

FAX : 886-2-2696-2255

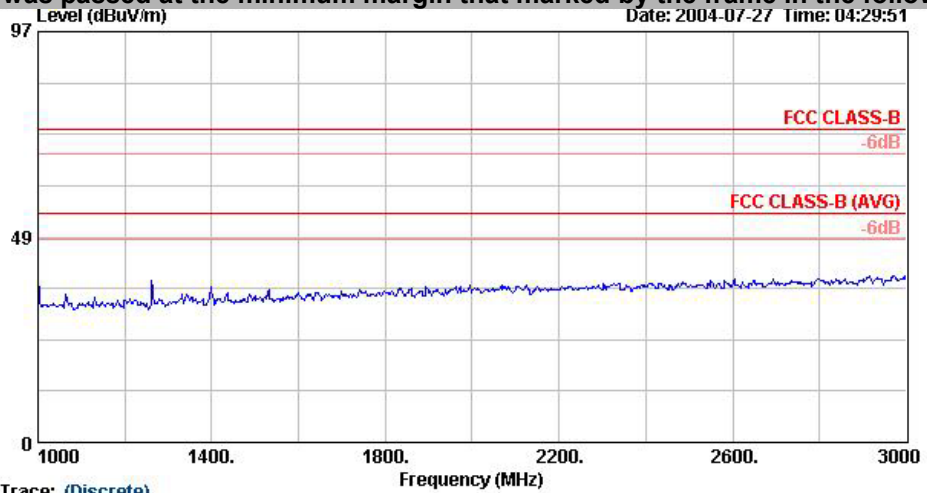
FCC ID : H9PWSAP5100

Page No. : 78 of 114

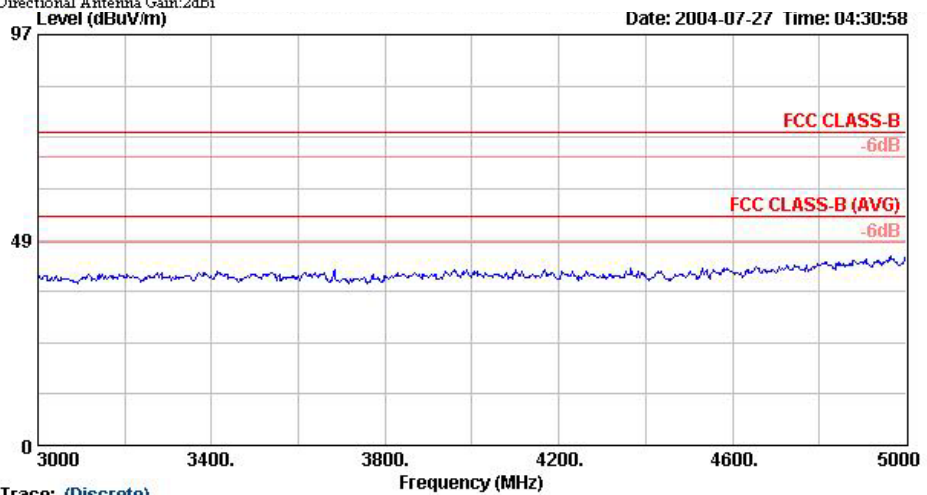
Issued Date : Aug. 10, 2004

- Test Mode: 802.11a TX Frequency = 5320 MHz
- Test Distance : 3 M
- Temperature : 25.3°C
- Relative Humidity :53.5 %
- Emission level (dBUV/m) = 20 log Emission level (uV/m)
- Corrected Reading : Probe Factor + Cable Loss + Read Level - Preamp Factor = Level

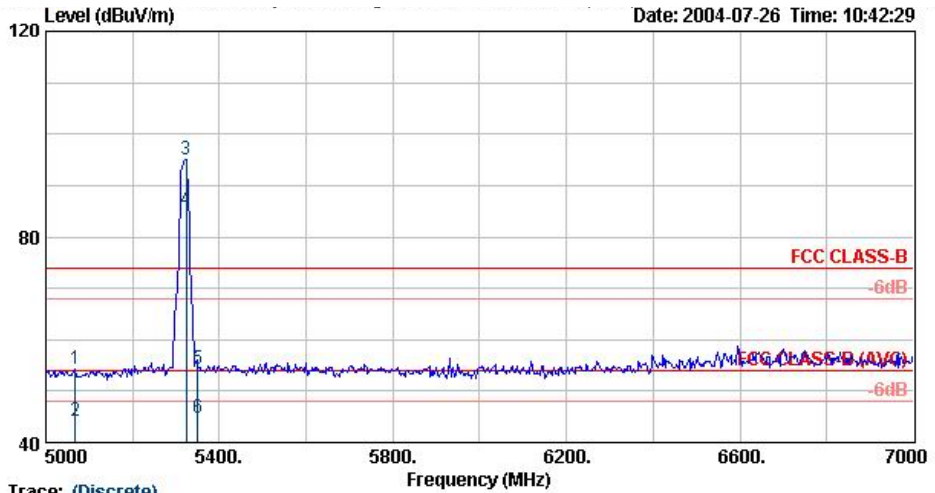
The test was passed at the minimum margin that marked by the frame in the following table



Trace: (Discrete)
 Site : 03CH06
 Condition : FCC CLASS-B 3m HF-HORN AH-118 HORIZONTAL
 EUT : 802.11a/b/g Access Point
 Power : AC 120v / 60Hz
 Model : WASP5100
 Memo : 802.11a TX 5320MHz
 : Omni Directional Antenna Gain:2dBi



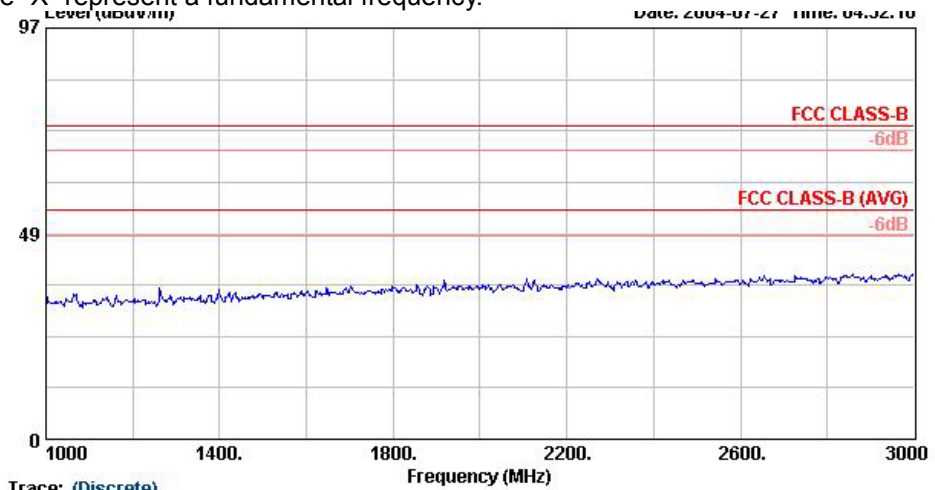
Trace: (Discrete)
 Site : 03CH06
 Condition : FCC CLASS-B 3m HF-HORN AH-118 HORIZONTAL
 EUT : 802.11a/b/g Access Point
 Power : AC 120v / 60Hz
 Model : WASP5100
 Memo : 802.11a TX 5320MHz
 : Omni Directional Antenna Gain:2dBi



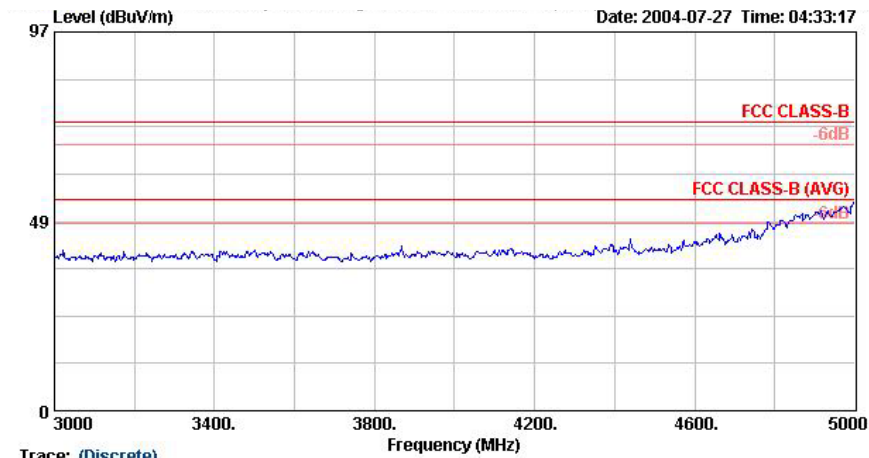
Trace: (Discrete)
 Site : 03CH06
 Condition : FCC CLASS-B 3m HF-HORN AH-118 HORIZONTAL
 EUT : 802.11a/b/g Access Point
 Power : AC 120v / 60Hz
 Model : WASP5100
 Memo : 802.11a TX 5320MHz
 : Omni Directional Antenna Gain:2dBi

	Freq	Level	Over	Limit	Antenna	Preamp	Cable	Remark	Ant	Table
	MHz	dBuV/m	dB	dBuV/m	dB/m	dB	dB		Pos	Pos
1 @	5068.00	54.19	-19.81	74.00	33.59	45.79	4.94	Peak	---	---
2 @	5068.00	44.25	-9.75	54.00	33.59	45.79	4.94	Average	---	---
3 @	5324.00	95.08			33.94	46.14	5.12	Peak	---	---
4 @	5324.00	85.12			33.94	46.14	5.12	Average	---	---
5 @	5350.00	54.40	-19.60	74.00	33.99	46.19	5.14	Peak	---	---
6 @	5350.00	44.62	-9.38	54.00	33.99	46.19	5.14	Average	---	---

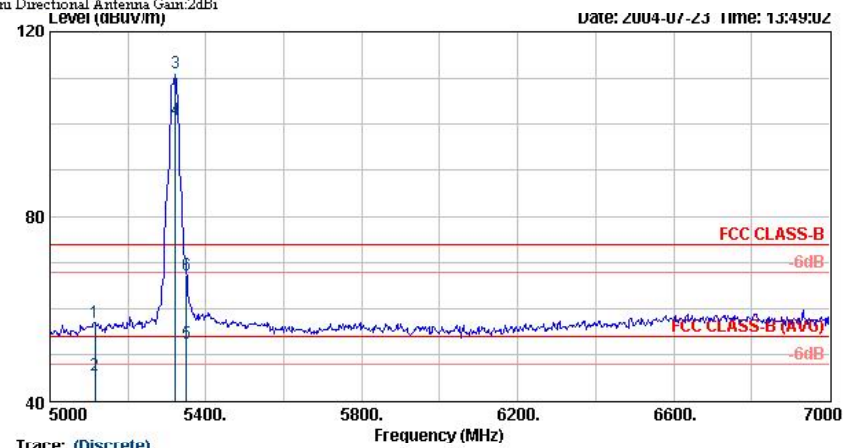
Remark: The "X" represent a fundamental frequency.



Trace: (Discrete)
 Site : 03CH06
 Condition : FCC CLASS-B 3m HF-HORN AH-118 VERTICAL
 EUT : 802.11a/b/g Access Point
 Power : AC 120v / 60Hz
 Model : WASP5100
 Memo : 802.11a TX 5320MHz
 : Omni Directional Antenna Gain:2dBi



Trace: (Discrete)
 Site : 03CH06
 Condition : FCC CLASS-B 3m HF-HORN AH-118 VERTICAL
 EUT : 802.11a/b/g Access Point
 Power : AC 120v / 60Hz
 Model : WASP5100
 Memo : 802.11a TX 5320MHz
 : Omni Directional Antenna Gain:2dBi



Trace: (Discrete)
 Site : 03CH06
 Condition : FCC CLASS-B 3m HF-HORN AH-118 VERTICAL
 EUT : 802.11a/b/g Access Point
 Power : AC 120v / 60Hz
 Model : WASP5100
 Memo : 802.11a TX 5320MHz
 : Omni Directional Antenna Gain:2dBi

	Freq	Over Limit	Level	Limit	Antenna	Preamp	Cable	Remark	Ant Pos	Table Pos
	MHz	dB	dBuV/m	dBuV/m	dB/m	dB	dB		cm	deg
1	5116.00	-17.04	56.96	74.00	33.66	45.86	4.98	Peak	---	---
2	5116.00	-8.46	45.54	54.00	33.66	45.86	4.98	Average	---	---
3 X	5322.24		111.16		33.94	46.14	5.12	Peak	---	---
4 @	5322.24		101.01		33.94	46.14	5.12	Average	---	---
5 !	5350.00	-1.58	52.42	54.00	33.99	46.19	5.14	Average	---	---
6	5350.00	-6.63	67.37	74.00	33.99	46.19	5.14	Peak	---	---

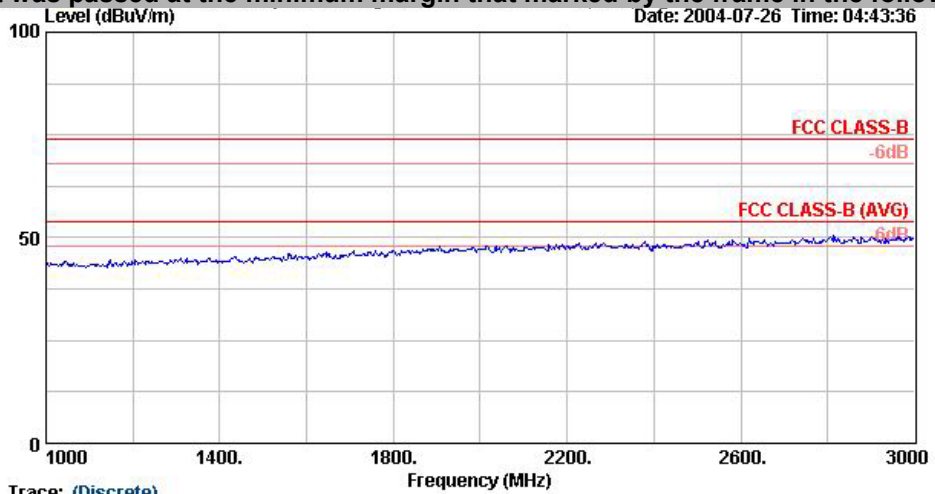
Remark: The "X" represent a fundamental frequency.
 Frequency from 7GHz to 40GHz, the emission emitted by the EUT is too low to be measured.

Test Engineer : Jones Tsai
 Jones Tsai

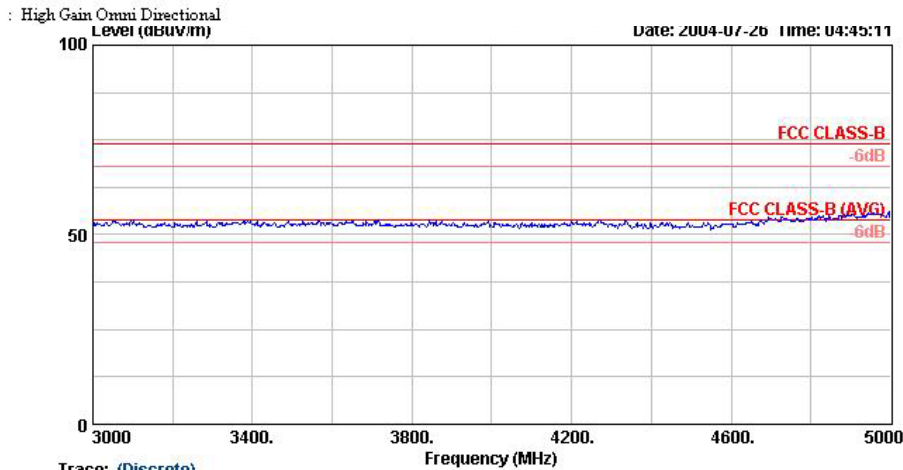
5.6.4.3 Antenna 7

- Test Mode: 802.11a TX Frequency = 5260 MHz
- Test Distance : 3 M
- Temperature : 25.3°C
- Relative Humidity :53.5 %
- Emission level (dBuV/m) = 20 log Emission level (uV/m)
- Corrected Reading : Probe Factor + Cable Loss + Read Level - Preamp Factor = Level

The test was passed at the minimum margin that marked by the frame in the following table

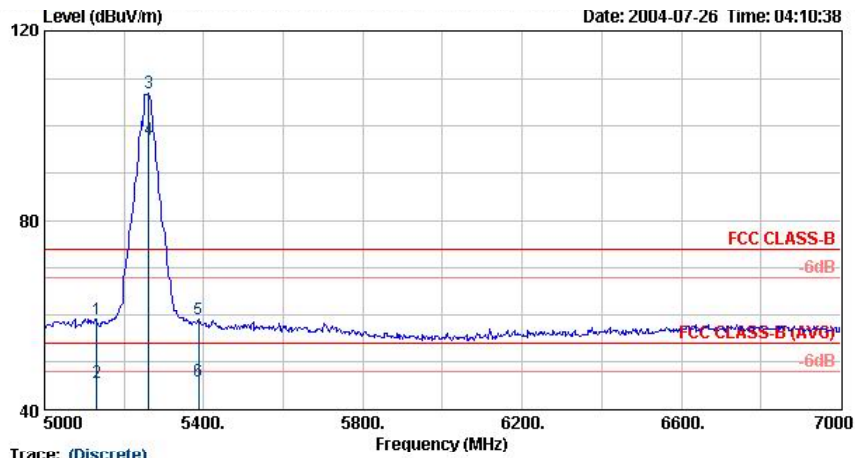


Site : 03CH06
 Condition : FCC CLASS-B 3m HF-HORN AH-118 HORIZONTAL
 EUT : 802.11a/b/g Access Point
 Power : AC 120V / 60Hz
 Model : WASP5100
 Memo : 802.11a TX 5260MHz



Site : 03CH06
 Condition : FCC CLASS-B 3m HF-HORN AH-118 HORIZONTAL
 EUT : 802.11a/b/g Access Point
 Power : AC 120V / 60Hz
 Model : WASP5100
 Memo : 802.11a TX 5260MHz

: High Gain Omni Directional

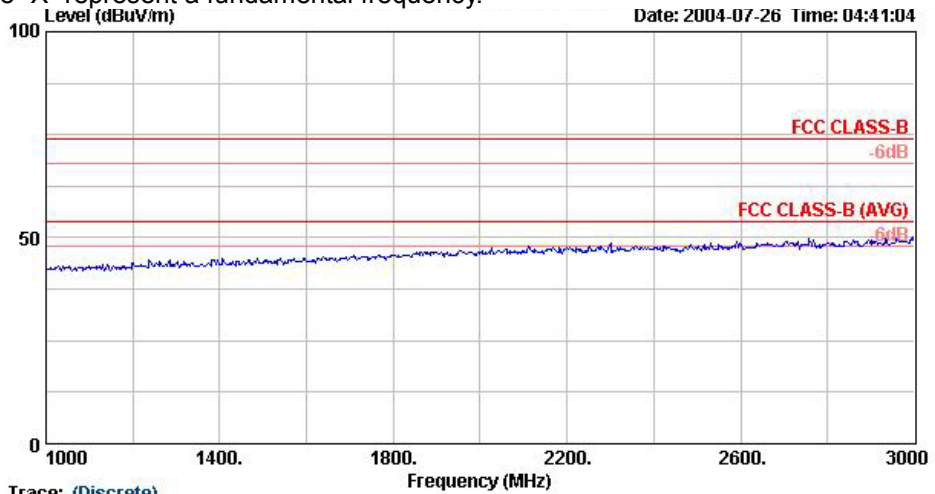


Trace: (Discrete)
 Site : 03CH06
 Condition : FCC CLASS-B 3m HF-HORN AH-118 HORIZONTAL
 EUT : 802.11a/b/g Access Point
 Power : AC 120V / 60Hz
 Model : WASP5100
 Memo : 802.11a TX 5260MHz

: High Gain Omni Directional

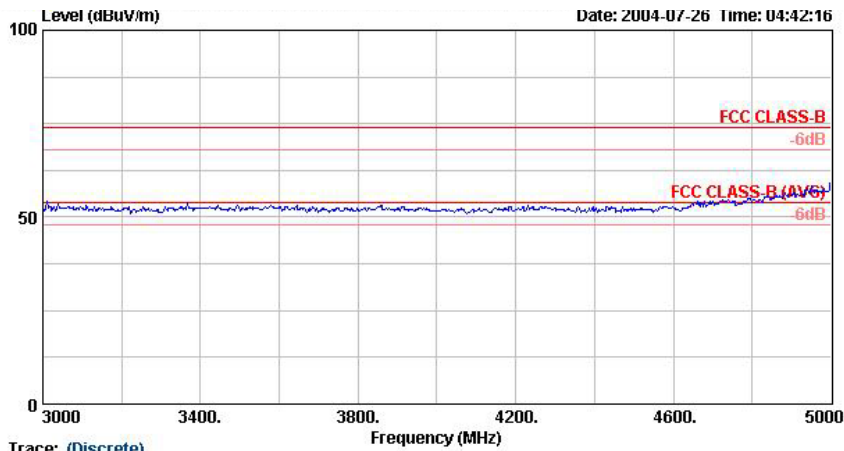
	Freq	Level	Over	Limit	Antenna	Preamp	Cable	Remark	Ant	Table
	MHz	dBuV/m	Limit	dB	Line	Factor	Loss		Pos	Pos
					Factor	Factor	dB		cm	deg
1 @	5132.00	59.17	-14.83	74.00	33.69	45.89	4.99	Peak	---	---
2 @	5132.00	45.56	-8.44	54.00	33.69	45.89	4.99	Average	---	---
3 @	5262.00	106.90			33.87	46.07	5.08	Peak	---	---
4 @	5262.00	97.15			33.87	46.07	5.08	Average	---	---
5 @	5388.00	59.06	-14.94	74.00	34.04	46.24	5.16	Peak	---	---
6 @	5388.00	46.08	-7.92	54.00	34.04	46.24	5.16	Average	---	---

Remark: The "X" represent a fundamental frequency.



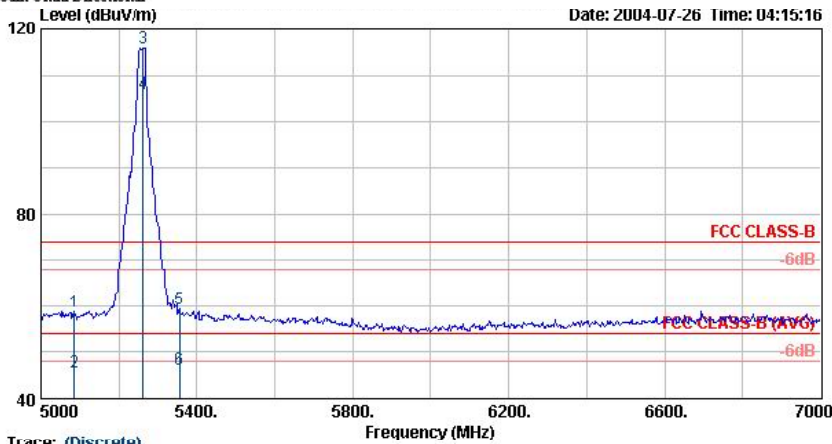
Trace: (Discrete)
 Site : 03CH06
 Condition : FCC CLASS-B 3m HF-HORN AH-118 VERTICAL
 EUT : 802.11a/b/g Access Point
 Power : AC 120V / 60Hz
 Model : WASP5100
 Memo : 802.11a TX 5260MHz

: High Gain Omni Directional



Trace: (Discrete)
 Site : 03CH06
 Condition : FCC CLASS-B 3m HF-HORN AH-118 VERTICAL
 EUT : 802.11a/b/g Access Point
 Power : AC 120V / 60Hz
 Model : WASP5100
 Memo : 802.11a TX 5260MHz

: High Gain Omni Directional



Trace: (Discrete)
 Site : 03CH06
 Condition : FCC CLASS-B 3m HF-HORN AH-118 VERTICAL
 EUT : 802.11a/b/g Access Point
 Power : AC 120V / 60Hz
 Model : WASP5100
 Memo : 802.11a TX 5260MHz

: High Gain Omni Directional

	Freq	Level	Over	Limit	Antenna	Preamp	Cable	Remark	Ant	Table
	MHz	dBuV/m	dB	dBuV/m	dB/m	dB	dB		Pos	Pos
									cm	deg
1 @	5086.00	58.78	-15.22	74.00	33.62	45.82	4.96	Peak	---	---
2 @	5086.00	45.54	-8.46	54.00	33.62	45.82	4.96	Average	---	---
3 @	5262.00	115.85			33.87	46.07	5.08	Peak	---	---
4 @	5262.00	106.06			33.87	46.07	5.08	Average	---	---
5 @	5356.00	59.48	-14.52	74.00	33.99	46.19	5.14	Peak	---	---
6 @	5356.00	46.34	-7.66	54.00	33.99	46.19	5.14	Average	---	---

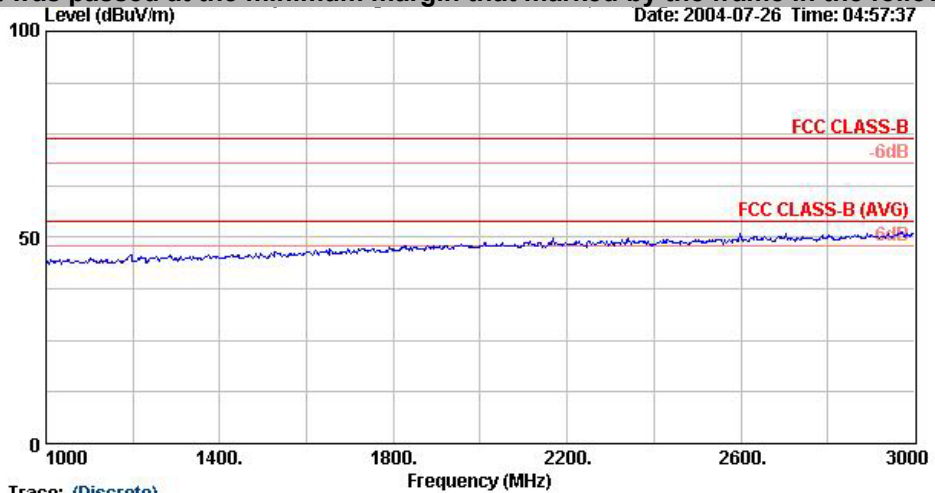
Remark: The "X" represent a fundamental frequency.

Frequency from 7GHz to 40GHz, the emission emitted by the EUT is too low to be measured.

Test Engineer : Jones Tsai
 Jones Tsai

- Test Mode: 802.11a TX Frequency = 5320 MHz
- Test Distance : 3 M
- Temperature : 25.3°C
- Relative Humidity :53.5 %
- Emission level (dBuV/m) = 20 log Emission level (uV/m)
- Corrected Reading : Probe Factor + Cable Loss + Read Level - Preamp Factor = Level

The test was passed at the minimum margin that marked by the frame in the following table

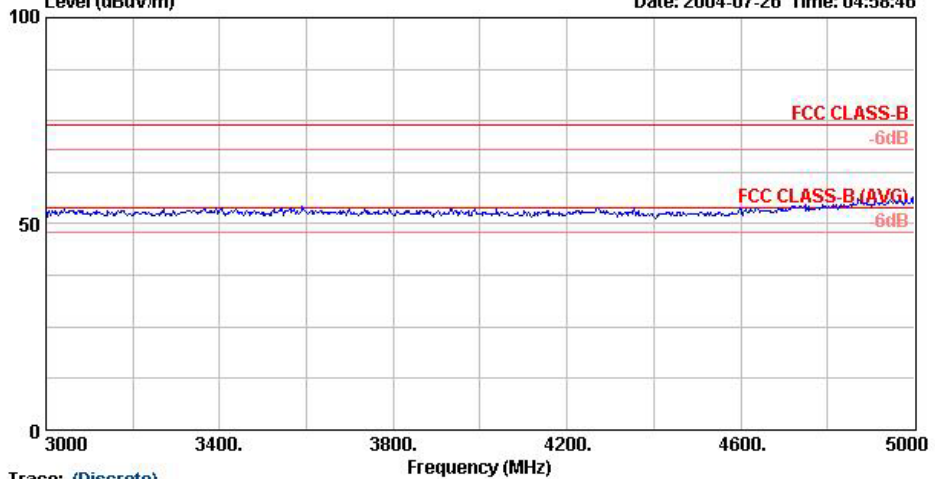


Trace: (Discrete)

Site : 03CH06
 Condition : FCC CLASS-B 3m HF-HORN AH-118 HORIZONTAL
 EUT : 802.11a/b/g Access Point
 Power : AC 120V / 60Hz
 Model : WASP5100
 Memo : 802.11a TX 5320MHz

: High Gain Omni Directional
 Level (dBuV/m)

Date: 2004-07-26 Time: 04:58:40



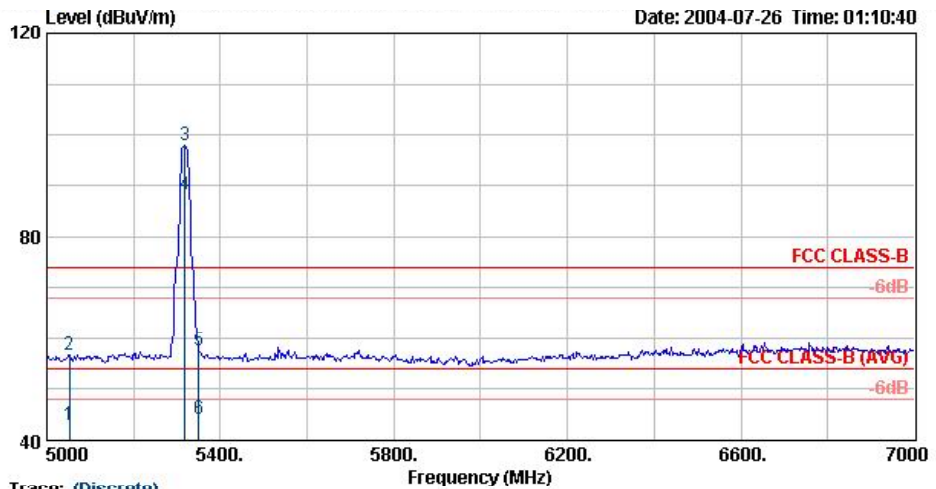
Trace: (Discrete)

Site : 03CH06
 Condition : FCC CLASS-B 3m HF-HORN AH-118 HORIZONTAL
 EUT : 802.11a/b/g Access Point
 Power : AC 120V / 60Hz
 Model : WASP5100
 Memo : 802.11a TX 5320MHz

: High Gain Omni Directional

FCC TEST REPORT

Report No. : F471907

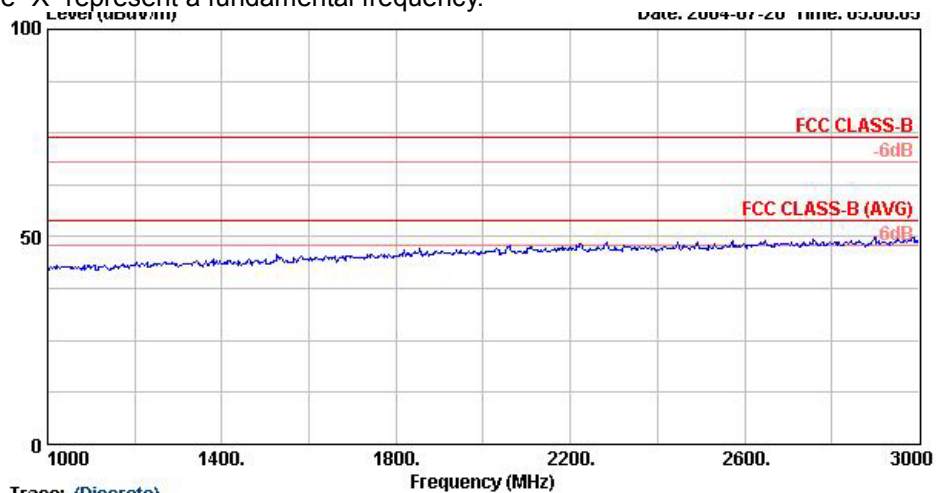


Trace: (Discrete)
 Site : 03CH06
 Condition : FCC CLASS-B 3m HF-HORN AH-118 HORIZONTAL
 EUT : 802.11a/b/g Access Point
 Power : AC 120V / 60Hz
 Model : WASP5100
 Memo : 802.11a TX 5320MHz

: High Gain Omni Directional

	Freq	Level	Over	Limit	Antenna	Preamp	Cable	Remark	Ant	Table
	MHz	dBuV/m	dB	dBuV/m	dB/m	dB	dB		cm	deg
1 @	5052.00	43.01	-10.99	54.00	33.57	45.77	4.93	Average	---	---
2 @	5052.00	56.75	-17.25	74.00	33.57	45.77	4.93	Peak	---	---
3 @	5318.00	98.02	24.02	74.00	33.94	46.14	5.12	Peak	---	---
4 @	5318.00	88.04	14.04	74.00	33.94	46.14	5.12	Average	---	---
5 @	5350.00	57.49	-16.51	74.00	33.99	46.19	5.14	Peak	---	---
6 @	5350.00	44.23	-9.77	54.00	33.99	46.19	5.14	Average	---	---

Remark: The "X" represent a fundamental frequency.

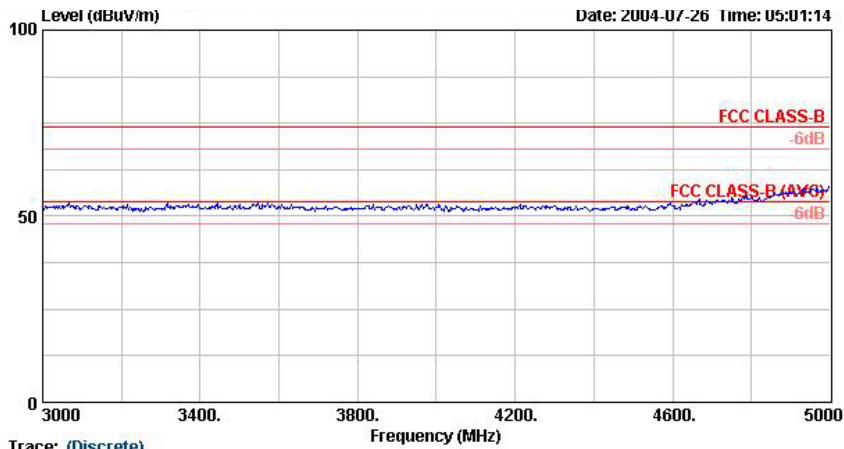


Trace: (Discrete)
 Site : 03CH06
 Condition : FCC CLASS-B 3m HF-HORN AH-118 VERTICAL
 EUT : 802.11a/b/g Access Point
 Power : AC 120V / 60Hz
 Model : WASP5100
 Memo : 802.11a TX 5320MHz

: High Gain Omni Directional

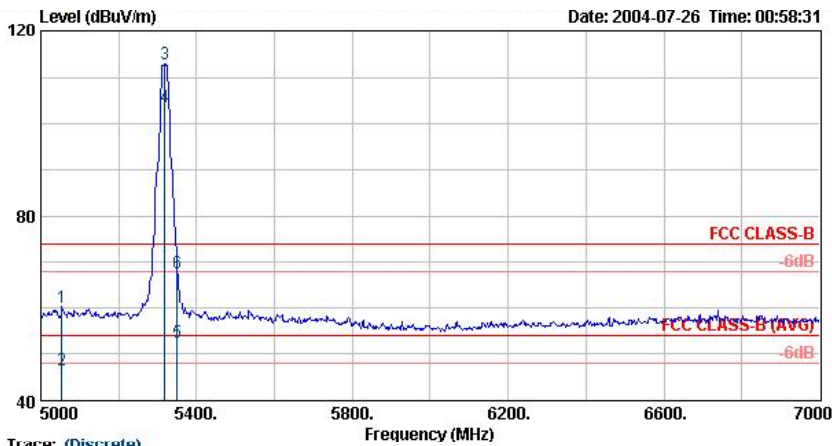
FCC TEST REPORT

Report No. : F471907



Trace: (Discrete)
 Site : 03CH06
 Condition : FCC CLASS-B 3m HF-HORN AH-118 VERTICAL
 EUT : 802.11a/b/g Access Point
 Power : AC 120V / 60Hz
 Model : WASP5100
 Memo : 802.11a TX 5320MHz

: High Gain Omni Directional



Trace: (Discrete)
 Site : 03CH06
 Condition : FCC CLASS-B 3m HF-HORN AH-118 VERTICAL
 EUT : 802.11a/b/g Access Point
 Power : AC 120V / 60Hz
 Model : WASP5100
 Memo : 802.11a TX 5320MHz

: High Gain Omni Directional

	Freq	Over Limit	Level	Limit	Antenna	Preamp	Cable	Remark	Ant Pos	Table Pos
	MHz	dB	dBuV/m	dBuV/m	Factor	Factor	Loss		cm	deg
1	5054.00	-13.84	60.16	74.00	33.57	45.77	4.93	Peak	---	---
2	5054.00	-7.60	46.40	54.00	33.57	45.77	4.93	Average	---	---
3 X	5318.00	38.86			33.94	46.14	5.12	Peak	---	---
4 @	5318.00	49.61			33.94	46.14	5.12	Average	---	---
5 !	5350.00	-1.42	52.58	54.00	33.99	46.19	5.14	Average	---	---
6	5350.00	-6.40	67.60	74.00	33.99	46.19	5.14	Peak	---	---

Remark: The "X" represent a fundamental frequency.

Frequency from 7GHz to 40GHz, the emission emitted by the EUT is too low to be measured.

Test Engineer : Jones Tsai
 Jones Tsai

SPORTON International Inc.

TEL : 886-2-2696-2468

FAX : 886-2-2696-2255

FCC ID : H9PWSAP5100

Page No. : 87 of 114

Issued Date : Aug. 10, 2004