

Trace: (Discrete)  
 Site : 03CH06  
 Condition : FCC CLASS-B 3m HF-HORN AH-118 VERTICAL  
 EUT : 802.11a/b/g Access Point  
 Power : AC 120V / 60Hz  
 Model : WASP5100  
 Memo : 802.11b TX CH06 2437MHz  
 : Omni Directional Antenna , Gain:4.6dBi

	Freq	Level	Over Limit	Antenna Line	Preamp Factor	Cable Loss	Remark	Ant Pos	Table Pos
	MHz	dBuV/m	dB	dBuV/m	dB/m	dB		cm	deg
1	2388.00	54.22	-19.78	74.00	28.40	44.34	3.33 Peak	---	---
2	2388.00	41.05	-12.95	54.00	28.40	44.34	3.33 Average	100	0
3 @ X	2438.00	113.13			28.45	44.32	3.37 Peak	---	---
4 @ X	2438.00	104.77			28.45	44.32	3.37 Average	100	0
5	2500.00	54.21	-19.79	74.00	28.50	44.30	3.39 Peak	---	---
6	2500.00	40.78	-13.22	54.00	28.50	44.30	3.39 Average	100	0

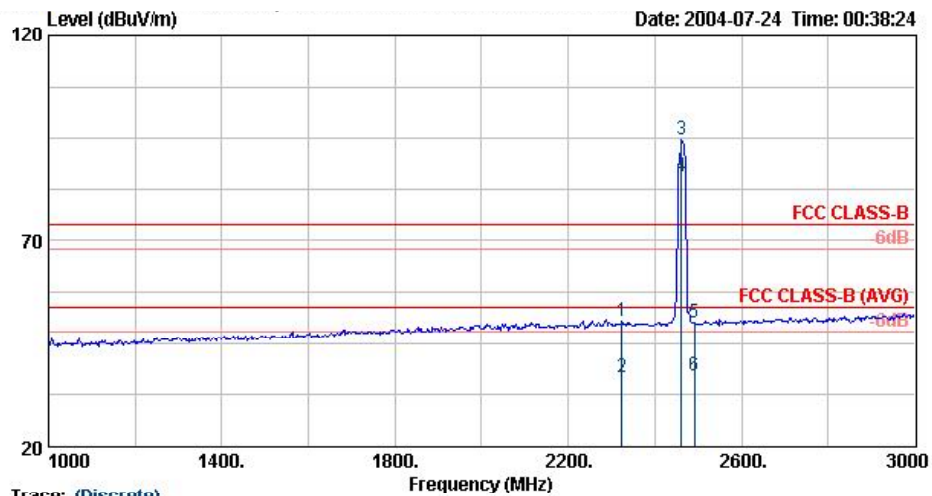
Remark: The "X" represent a fundamental frequency.

Frequency from 3GHz to 25GHz, the emission emitted by the EUT is too low to be measured.

Test Mode: 802.11b TX CH11

- Test Distance : 3 m
- Temperature : 25.3 °C
- Relative Humidity :53.5 %
- Emission level (dBuV/m) = 20 log Emission level (uV/m)
- Corrected Reading : Probe Factor + Cable Loss + Read Level - Preamp Factor = Level

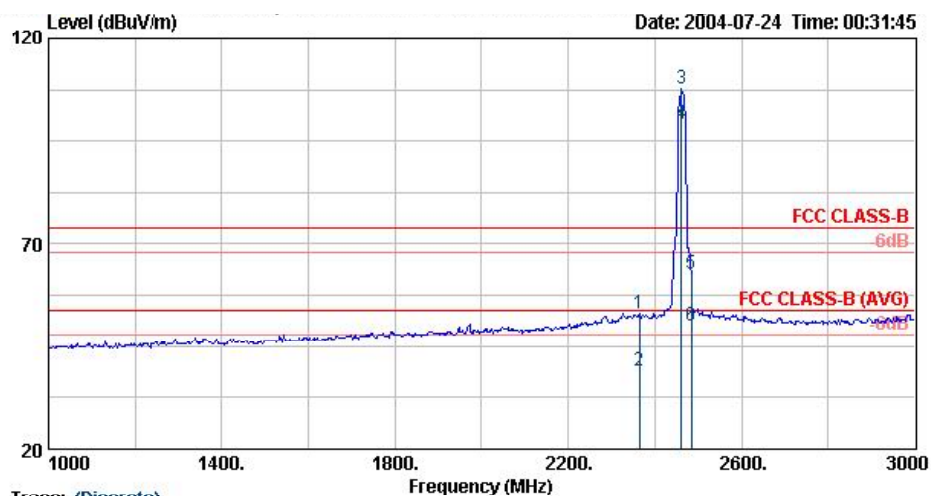
■ The test that passed at minimum margin was marked by the frame in the following table.



Trace: (Discrete)  
 Site : 03CH06  
 Condition : FCC CLASS-B 3m HF-HORN AH-118 HORIZONTAL  
 EUT : 802.11a/b/g Access Point  
 Power : AC 120V / 60Hz  
 Model : WASP5100  
 Memo : 802.11b TX CH11 2462MHz  
 : Omni Directional Antenna , Gain:4.6dBi

	Freq	Level	Over Limit	Limit	Antenna Line	Preamp Factor	Cable Loss	Remark	Ant Pos	Table Pos
	MHz	dBuV/m	dB	dBuV/m	dB/m	dB	dB		cm	deg
1	2324.00	50.62	-23.38	74.00	28.33	44.37	3.28	Peak	---	---
2	2324.00	36.80	-17.20	54.00	28.33	44.37	3.28	Average	100	20
3 X	2462.00	94.59			28.47	44.32	3.38	Peak	---	---
4 @	2462.00	85.68			28.47	44.32	3.38	Average	100	20
5	2492.00	50.09	-23.91	74.00	28.50	44.30	3.39	Peak	---	---
6	2492.00	37.06	-16.94	54.00	28.50	44.30	3.39	Average	100	20

Remark: The "X" represent a fundamental frequency.



Trace: (Discrete)

Site : 03CH06  
 Condition : FCC CLASS-B 3m HF-HORN AH-118 VERTICAL  
 EUT : 802.11a/b/g Access Point  
 Power : AC 120V / 60Hz  
 Model : WASP5100  
 Memo : 802.11b TX CH11 2462MHz  
 : Omni Directional Antenna , Gain:4.6dBi

	Freq	Level	Over Limit	Limit	Antenna Line	Preamp Factor	Cable Loss	Remark	Ant Pos	Table Pos
	MHz	dBuV/m	dB	dBuV/m	dB/m	dB	dB		cm	deg
1	2364.00	53.04	-20.96	74.00	28.36	44.36	3.31	Peak	---	---
2	2364.00	39.07	-14.93	54.00	28.36	44.36	3.31	Average	100	20
3 @ X	2462.00	107.74			28.47	44.32	3.38	Peak	---	---
4 @ X	2462.00	99.16			28.47	44.32	3.38	Average	100	20
5	2483.50	62.72	-11.28	74.00	28.48	44.31	3.40	Peak	---	---
6 I	2483.50	50.23	-3.77	54.00	28.48	44.31	3.40	Average	100	20

Remark:

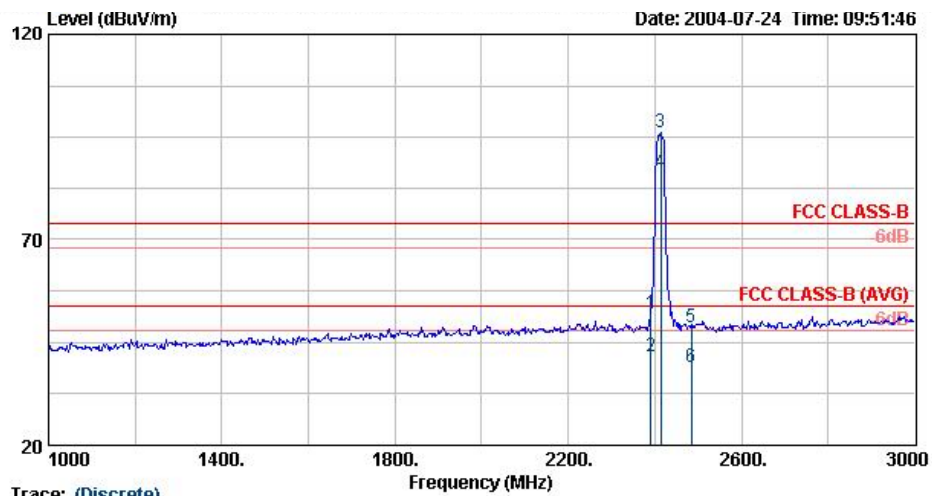
The "X" represent a fundamental frequency.

Frequency from 3GHz to 25GHz, the emission emitted by the EUT is too low to be measured.

Test Mode: 802.11g TX CH01

- Test Distance : 3 m
- Temperature : 25.3 °C
- Relative Humidity :53.5 %
- Emission level (dBuV/m) = 20 log Emission level (uV/m)
- Corrected Reading : Probe Factor + Cable Loss + Read Level - Preamp Factor = Level

■ The test that passed at minimum margin was marked by the frame in the following table.

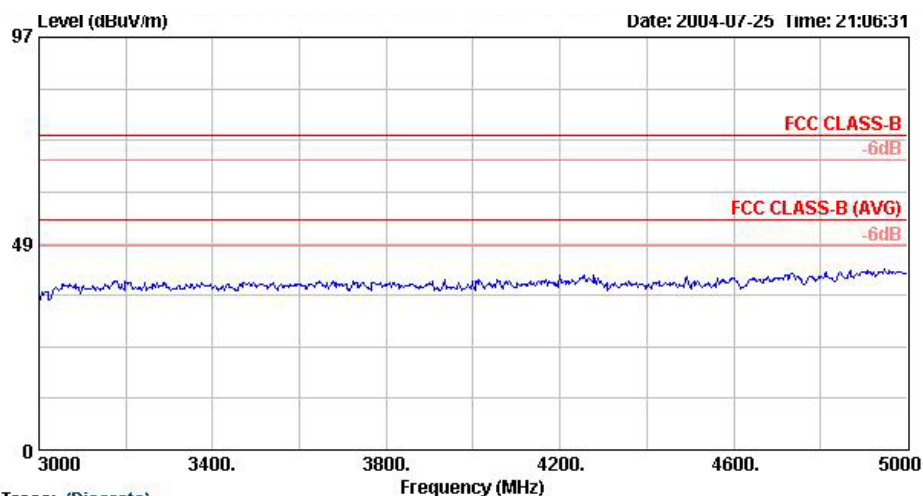


Trace: (Discrete)

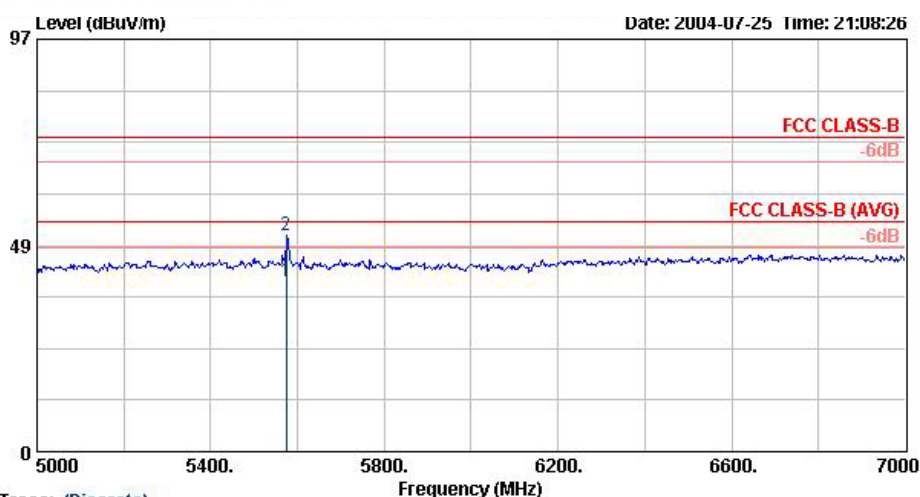
Site : 03CH06  
 Condition : FCC CLASS-B 3m HF-HORN AH-118 HORIZONTAL  
 EUT : 802.11a/b/g Access Point  
 Power : AC 120V / 60Hz  
 Model : WASP5100  
 Memo : 802.11g TX CH01 2412MHz  
 : Omni Directional Antenna , Gain:4.6dBi

	Freq	Level	Over	Limit	Antenna	Preamp	Cable	Remark	Ant	Table
	MHz	dBuV/m	dB	dBuV/m	dB/m	dB	dB		cm	deg
1 @	2390.00	52.07	-21.93	74.00	28.40	44.34	3.33	Peak	---	---
2 @	2390.00	41.54	-12.46	54.00	28.40	44.34	3.33	Average	---	---
3 @X	2414.00	96.06			28.41	44.34	3.35	Peak	---	---
4 @X	2414.00	86.54			28.41	44.34	3.35	Average	---	---
5 @	2483.50	48.54	-25.46	74.00	28.48	44.31	3.40	Peak	---	---
6 @	2483.50	39.12	-14.88	54.00	28.48	44.31	3.40	Average	---	---

Remark: The "X" represent a fundamental frequency.

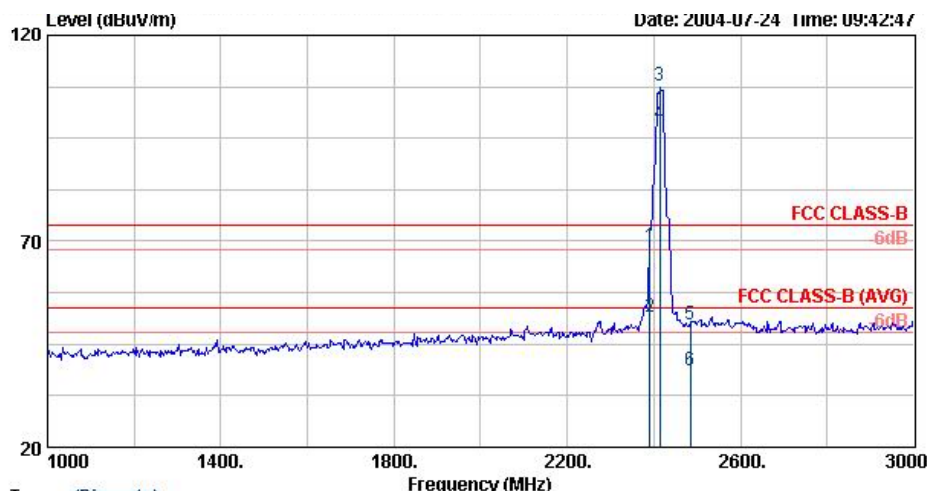


Trace: (Discrete)  
 Site : 03CH06  
 Condition : FCC CLASS-B 3m HF-HORN AH-118 HORIZONTAL  
 EUT : 802.11a/b/g Access Point  
 Power : AC 120V / 60Hz  
 Model : WASP5100  
 Memo : 802.11g TX CH01 2412MHz  
 : Omni Directional Antenna , Gain:4.6dBi



Trace: (Discrete)  
 Site : 03CH06  
 Condition : FCC CLASS-B 3m HF-HORN AH-118 HORIZONTAL  
 EUT : 802.11a/b/g Access Point  
 Power : AC 120V / 60Hz  
 Model : WASP5100  
 Memo : 802.11g TX CH01 2412MHz  
 : Omni Directional Antenna , Gain:4.6dBi

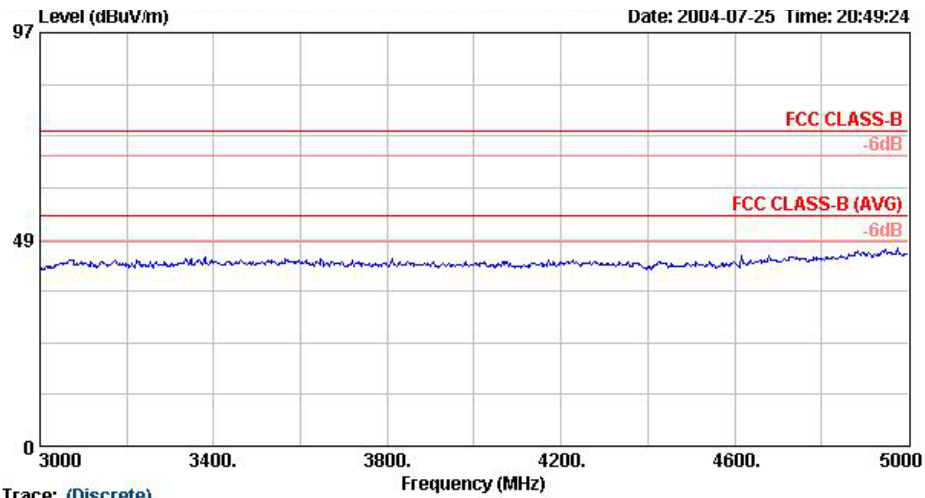
	Freq	Level	Over	Limit	Antenna	Preamp	Cable		Ant	Table
	MHz	dBuV/m	dB	dBuV/m	dB/m	dB	dB	Remark	Pos	Pos
									cm	deg
1 @	5574.00	40.07	-13.93	54.00	34.10	46.47	5.29	Average	---	---
2 @	5574.00	50.80	-23.20	74.00	34.10	46.47	5.29	Peak	---	---



Trace: (Discrete)  
 Site : 03CH06  
 Condition : FCC CLASS-B 3m HF-HORN AH-118 VERTICAL  
 EUT : 802.11a/b/g Access Point  
 Power : AC 120V / 60Hz  
 Model : WASP5100  
 Memo : 802.11g TX CH01 2412MHz  
 : Omni Directional Antenna , Gain:4.6dBi

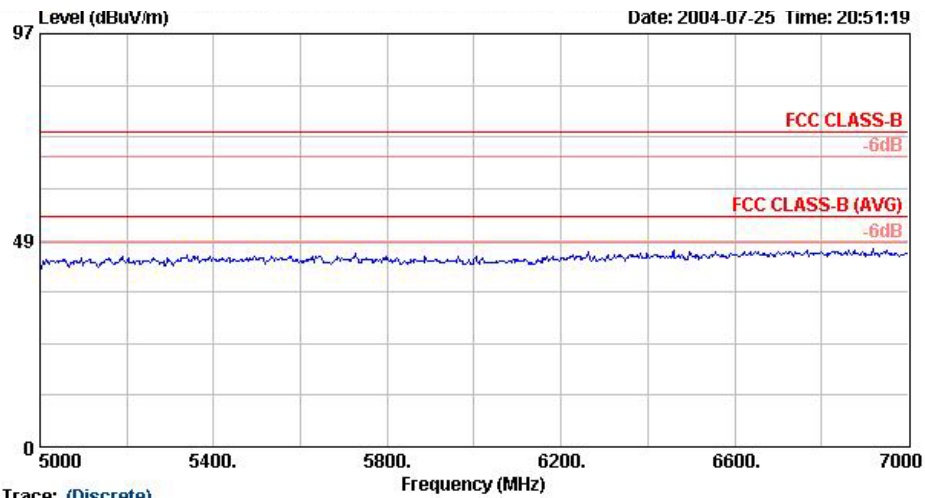
	Freq	Level	Over	Limit	Antenna	Preamp	Cable	Remark	Ant	Table
	MHz	dBuV/m	dB	dBuV/m	dB/m	dB	dB		cm	deg
1 @	2390.00	68.71	-5.29	74.00	28.40	44.34	3.33	Peak	0	0
2 @	2390.00	51.57	-2.43	54.00	28.40	44.34	3.33	Average	100	331
3 @ X	2414.24	107.82			28.41	44.34	3.35	Peak	0	0
4 @ X	2414.24	98.26			28.41	44.34	3.35	Average	0	0
5 @	2483.50	49.81	-24.19	74.00	28.48	44.31	3.40	Peak	---	---
6 @	2483.50	38.48	-15.52	54.00	28.48	44.31	3.40	Average	0	0

Remark: The "X" represent a fundamental frequency.



Trace: (Discrete)

Site : 03CH06  
 Condition : FCC CLASS-B 3m HF-HORN AH-118 VERTICAL  
 EUT : 802.11a/b/g Access Point  
 Power : AC 120V / 60Hz  
 Model : WASP5100  
 Memo : 802.11g TX CH01 2412MHz  
 : Omni Directional Antenna , Gain:4.6dBi



Trace: (Discrete)

Site : 03CH06  
 Condition : FCC CLASS-B 3m HF-HORN AH-118 VERTICAL  
 EUT : 802.11a/b/g Access Point  
 Power : AC 120V / 60Hz  
 Model : WASP5100  
 Memo : 802.11g TX CH01 2412MHz  
 : Omni Directional Antenna , Gain:4.6dBi

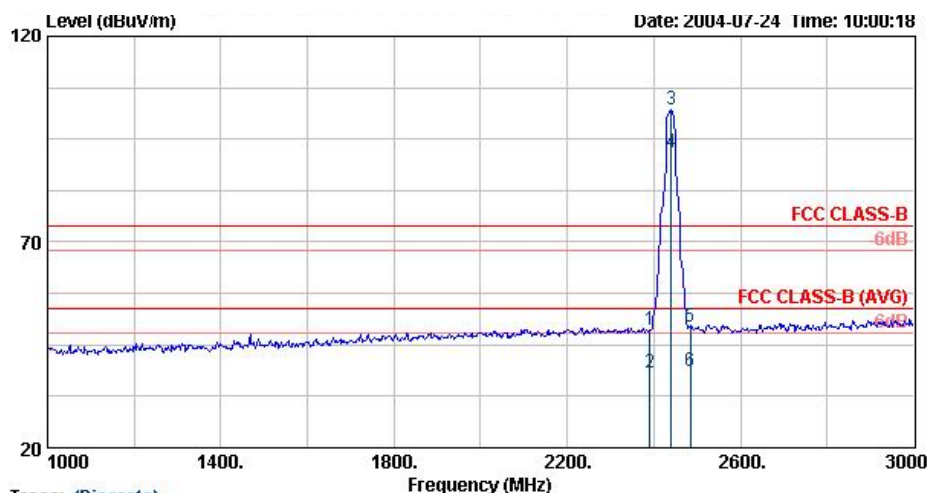
Remark:

Frequency from 7GHz to 25GHz, the emission emitted by the EUT is too low to be measured.

Test Mode: 802.11g TX CH06

- Test Distance : 3 m
- Temperature : 25.3 °C
- Relative Humidity :53.5 %
- Emission level (dBuV/m) = 20 log Emission level (uV/m)
- Corrected Reading : Probe Factor + Cable Loss + Read Level - Preamp Factor = Level

■ The test that passed at minimum margin was marked by the frame in the following table.



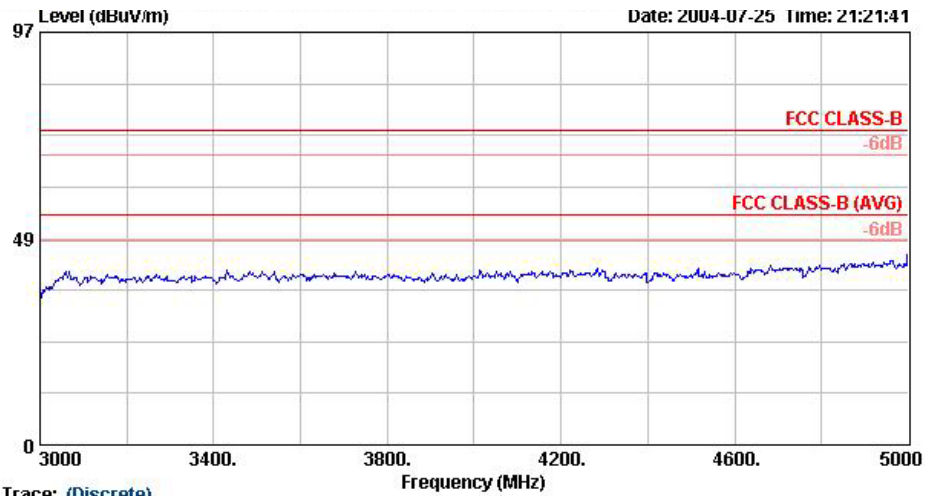
Trace: (Discrete)

Site : 03CH06  
 Condition : FCC CLASS-B 3m HF-HORN AH-118 HORIZONTAL  
 EUT : 802.11a/b/g Access Point  
 Power : AC 120V / 60Hz  
 Model : WASP5100  
 Memo : 802.11g TX CH06 2437MHz  
 : Omni Directional Antenna , Gain:4.6dBi

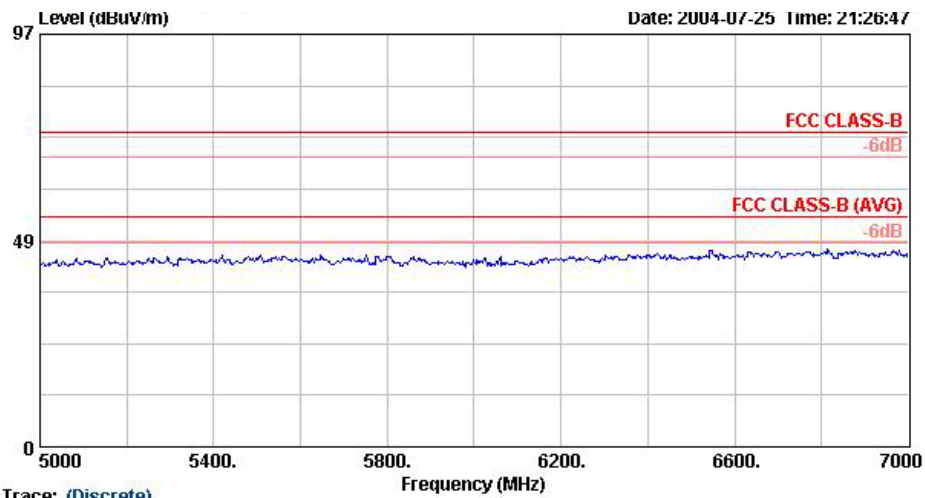
	Freq	Level	Over Limit	Antenna Line	Preamp Factor	Cable Loss	Remark	Ant Pos	Table Pos
	MHz	dBuV/m	dB	dBuV/m	dB/m	dB		cm	deg
1 @	2390.00	48.60	-25.40	74.00	28.40	44.34	3.33 Peak	---	---
2 @	2390.00	38.12	-15.88	54.00	28.40	44.34	3.33 Average	---	---
3 @ X	2439.32	102.24			28.45	44.32	3.37 Peak	---	---
4 @ X	2439.32	91.77			28.45	44.32	3.37 Average	---	---
5 @	2483.50	49.31	-24.69	74.00	28.48	44.31	3.40 Peak	---	---
6 @	2483.50	38.58	-15.42	54.00	28.48	44.31	3.40 Average	---	---

Remark: The "X" represent a fundamental frequency.

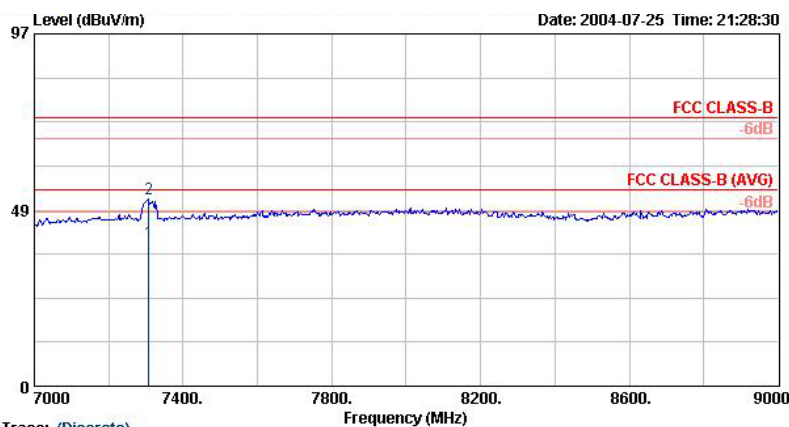




Trace: (Discrete)  
Site : 03CH06  
Condition : FCC CLASS-B 3m HF-HORN AH-118 HORIZONTAL  
EUT : 802.11a/b/g Access Point  
Power : AC 120V / 60Hz  
Model : WASP5100  
Memo : 802.11g TX CH06 2437MHz  
: Omni Directional Antenna , Gain:4.6dBi

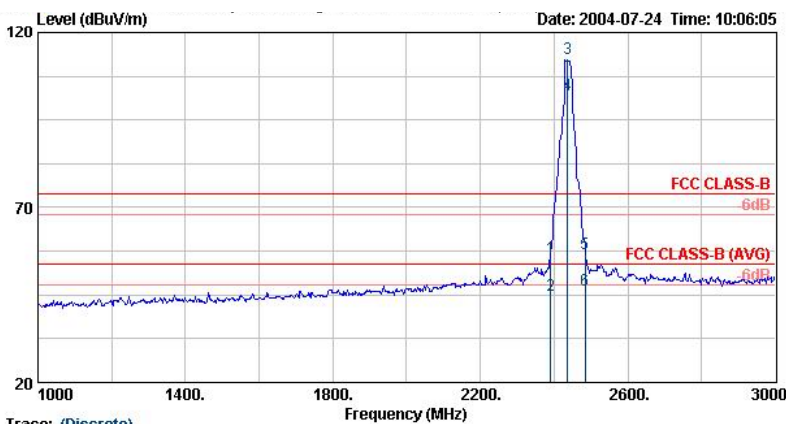


Trace: (Discrete)  
Site : 03CH06  
Condition : FCC CLASS-B 3m HF-HORN AH-118 HORIZONTAL  
EUT : 802.11a/b/g Access Point  
Power : AC 120V / 60Hz  
Model : WASP5100  
Memo : 802.11g TX CH06 2437MHz  
: Omni Directional Antenna , Gain:4.6dBi



Trace: (Discrete)  
 Site : 03CH06  
 Condition : FCC CLASS-B 3m HF-HORN AH-118 HORIZONTAL  
 EUT : 802.11a/b/g Access Point  
 Power : AC 120V / 60Hz  
 Model : WASP5100  
 Memo : 802.11g TX CH06 2437MHz  
 : Omni Directional Antenna , Gain:4.6dBi

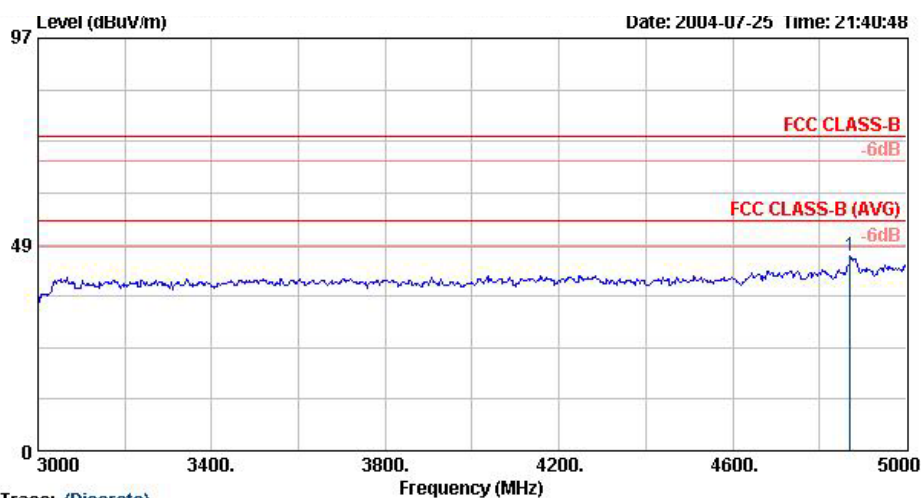
	Freq	Level	Over Limit	Limit	Antenna Line Factor	Preamp Factor	Cable Loss	Remark	Ant Pos	Table Pos
	MHz	dBuV/m	dB	dBuV/m	dB/m	dB	dB		cm	deg
1 @	7308.00	39.79	-14.21	54.00	35.51	46.24	6.21	Average	---	---
2 @	7308.00	51.67	-22.33	74.00	35.51	46.24	6.21	Peak	---	---



Trace: (Discrete)  
 Site : 03CH06  
 Condition : FCC CLASS-B 3m HF-HORN AH-118 VERTICAL  
 EUT : 802.11a/b/g Access Point  
 Power : AC 120V / 60Hz  
 Model : WASP5100  
 Memo : 802.11g TX CH06 2437MHz  
 : Omni Directional Antenna , Gain:4.6dBi

	Freq	Level	Over Limit	Limit	Antenna Line Factor	Preamp Factor	Cable Loss	Remark	Ant Pos	Table Pos
	MHz	dBuV/m	dB	dBuV/m	dB/m	dB	dB		cm	deg
1 @	2390.00	55.52	-18.48	74.00	28.40	44.34	3.33	Peak	---	---
2 @	2390.00	45.04	-8.96	54.00	28.40	44.34	3.33	Average	---	---
3 @ X	2437.00	112.70			28.45	44.32	3.37	Peak	---	---
4 @ X	2437.00	102.33			28.45	44.32	3.37	Average	---	---
5 @	2483.50	56.86	-17.14	74.00	28.48	44.31	3.40	Peak	---	---
6 @	2483.50	46.32	-7.68	54.00	28.48	44.31	3.40	Average	---	---

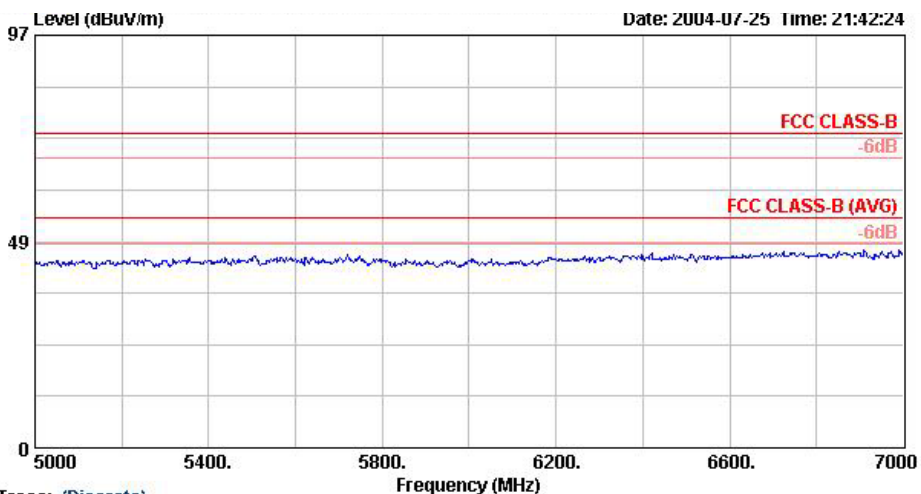
Remark: The "X" represent a fundamental frequency.



Trace: (Discrete)

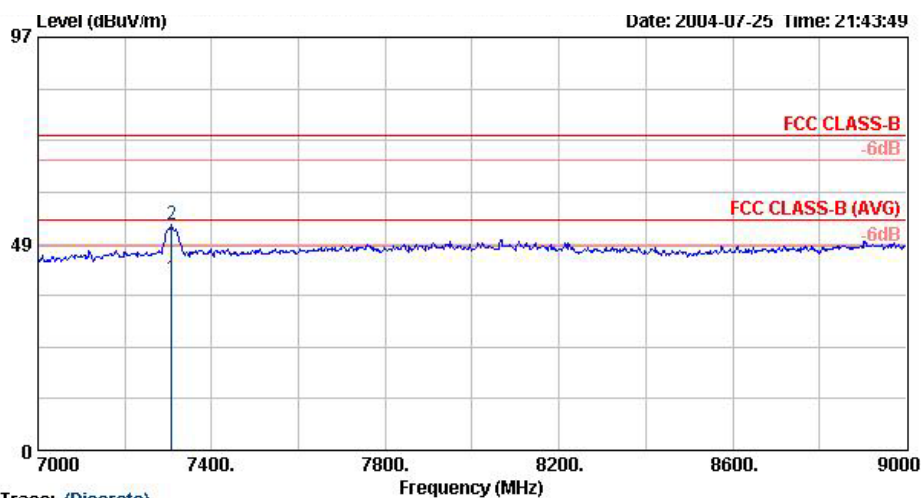
Site : 03CH06  
 Condition : FCC CLASS-B 3m HF-HORN AH-118 VERTICAL  
 EUT : 802.11a/b/g Access Point  
 Power : AC 120V / 60Hz  
 Model : WASP5100  
 Memo : 802.11g TX CH06 2437MHz  
 : Omni Directional Antenna , Gain:4.6dBi

	Freq	Level	Over	Limit	Antenna	Preamp	Cable	Remark	Ant	Table
	MHz	dBuV/m	dB	dBuV/m	dB/m	dB	dB		cm	deg
1 @	4870.00	45.79	-28.21	74.00	32.70	45.60	4.80	Peak	---	---



Trace: (Discrete)

Site : 03CH06  
 Condition : FCC CLASS-B 3m HF-HORN AH-118 VERTICAL  
 EUT : 802.11a/b/g Access Point  
 Power : AC 120V / 60Hz  
 Model : WASP5100  
 Memo : 802.11g TX CH06 2437MHz  
 : Omni Directional Antenna , Gain:4.6dBi



Trace: (Discrete)

Site : 03CH06  
 Condition : FCC CLASS-B 3m HF-HORN AH-118 VERTICAL  
 EUT : 802.11a/b/g Access Point  
 Power : AC 120V / 60Hz  
 Model : WASP5100  
 Memo : 802.11g TX CH06 2437MHz  
 : Omni Directional Antenna , Gain:4.6dBi

	Freq	Level	Over	Limit	Antenna	Preamp	Cable	Remark	Ant	Table
	MHz	dBuV/m	dB	dBuV/m	dB/m	dB	dB		cm	deg
1 @	7308.00	40.30	-13.70	54.00	35.51	46.24	6.21	Average	---	---
2 @	7308.00	52.98	-21.02	74.00	35.51	46.24	6.21	Peak	---	---

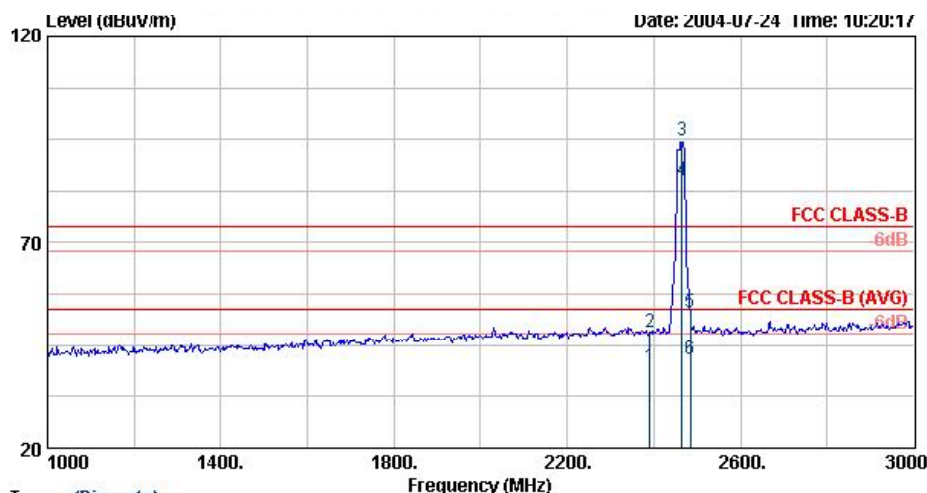
Remark:

Frequency from 9GHz to 25GHz, the emission emitted by the EUT is too low to be measured.

Test Mode: 802.11g 11b TX CH11

- Test Distance : 3 m
- Temperature : 25.3 °C
- Relative Humidity :53.5 %
- Emission level (dBuV/m) = 20 log Emission level (uV/m)
- Corrected Reading : Probe Factor + Cable Loss + Read Level - Preamp Factor = Level

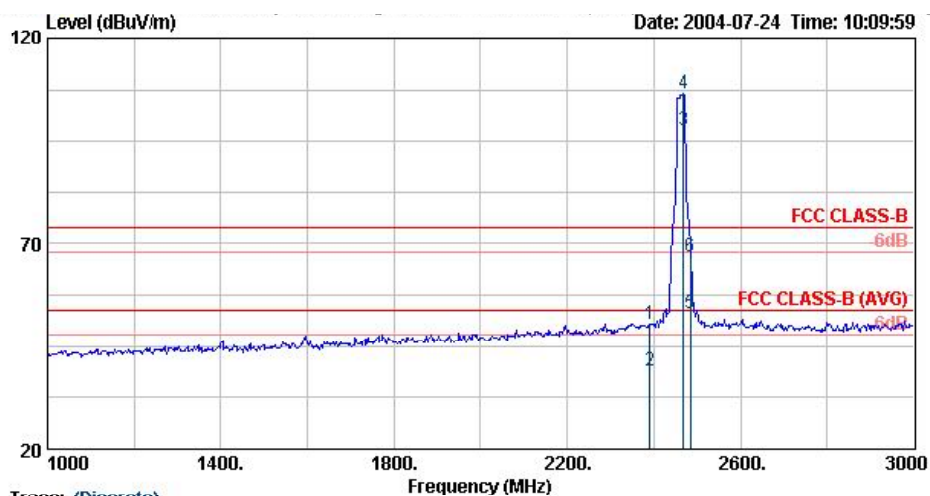
■ The test that passed at minimum margin was marked by the frame in the following table.



Trace: (Discrete)  
 Site : 03CH06  
 Condition : FCC CLASS-B 3m HF-HORN AH-118 HORIZONTAL  
 EUT : 802.11a/b/g Access Point  
 Power : AC 120V / 60Hz  
 Model : WASP5100  
 Memo : 802.11g TX CH11 2462MHz  
 : Omni Directional Antenna , Gain:4.6dBi

	Freq	Level	Over	Limit	Antenna	Preamp	Cable	Remark	Ant	Table
	MHz	dBuV/m	dB	dBuV/m	dB/m	dB	dB		cm	deg
1 @	2390.00	39.54	-14.46	54.00	28.40	44.34	3.33	Average	---	---
2 @	2390.00	48.08	-25.92	74.00	28.40	44.34	3.33	Peak	---	---
3 @ X	2464.24	94.90			28.47	44.32	3.38	Peak	---	---
4 @ X	2464.24	85.15			28.47	44.32	3.38	Average	---	---
5 @	2483.50	52.98	-21.02	74.00	28.48	44.31	3.40	Peak	---	---
6 @	2483.50	41.54	-12.46	54.00	28.48	44.31	3.40	Average	---	---

Remark: The "X" represent a fundamental frequency.



Trace: (Discrete)

Site : 03CH06  
 Condition : FCC CLASS-B 3m HF-HORN AH-118 VERTICAL  
 EUT : 802.11a/b/g Access Point  
 Power : AC 120V / 60Hz  
 Model : WASP5100  
 Memo : 802.11g TX CH11 2462MHz  
 : Omni Directional Antenna , Gain:4.6dBi

	Freq	Level	Over Limit	Limit	Antenna Line	Preamp Factor	Cable Loss	Remark	Ant Pos	Table Pos
	MHz	dBuV/m	dB	dBuV/m	dB/m	dB	dB		cm	deg
1 @	2390.00	50.59	-23.41	74.00	28.40	44.34	3.33	Peak	---	---
2 @	2390.00	38.87	-15.13	54.00	28.40	44.34	3.33	Average	0	0
3 @ X	2468.49	97.73			28.47	44.32	3.38	Average	0	0
4 @ X	2468.49	106.77			28.47	44.32	3.38	Peak	0	0
5 @	2483.50	53.11	-0.89	54.00	28.48	44.31	3.40	Average	0	0
6 @	2483.50	66.93	-7.07	74.00	28.48	44.31	3.40	Peak	0	0

Remark: The "X" represent a fundamental frequency.

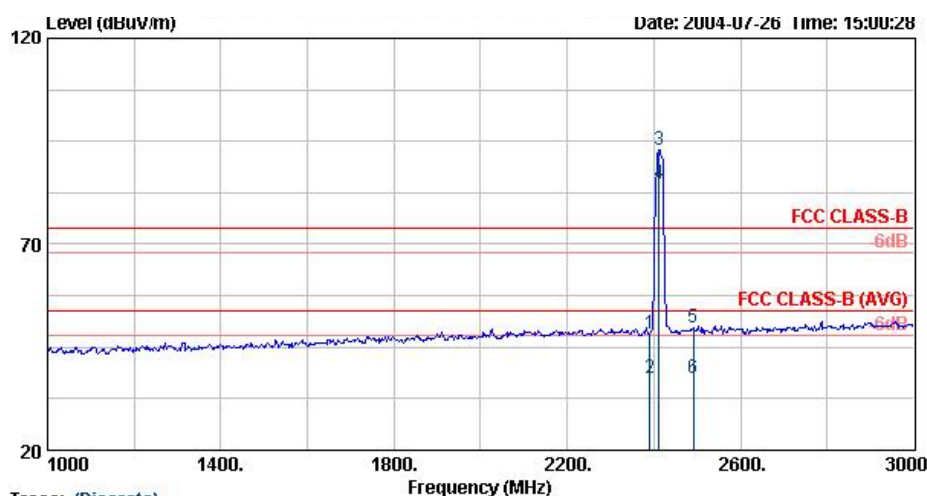
Frequency from 3GHz to 25GHz, the emission emitted by the EUT is too low to be measured.

7.4.5 Antenna 5

Test Mode: 802.11b TX CH01

- Test Distance : 3 m
- Temperature : 25.3 °C
- Relative Humidity :53.5 %
- Emission level (dBuV/m) = 20 log Emission level (uV/m)
- Corrected Reading : Probe Factor + Cable Loss + Read Level - Preamp Factor = Level

■ The test that passed at minimum margin was marked by the frame in the following table.

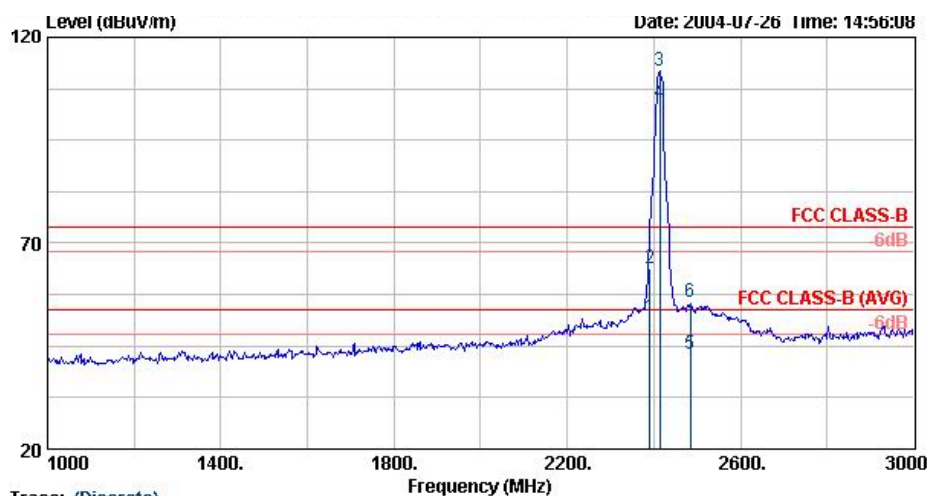


Trace: (Discrete)  
 Site : 03CH06  
 Condition : FCC CLASS-B 3m HF-HORN AH-118 HORIZONTAL  
 EUT : 802.11a/b/g Access Point  
 Power : AC 120V / 60Hz  
 Model : WASP5100  
 Memo : 802.11b TX CH01 2412MHz  
 : Yagi Antenna , Gain:14.2dBi

	Freq	Over Limit	Level	Limit	Antenna Line	Preamp Factor	Cable Loss	Remark	Ant Pos	Table Pos
	MHz	dB	dBuV/m	dBuV/m	dB/m	dB	dB		cm	deg
1	2390.00	-25.89	48.11	74.00	28.40	44.34	3.33	Peak	---	---
2	2390.00	-16.55	37.45	54.00	28.40	44.34	3.33	Average	---	---
3 @	2412.00		92.98		28.41	44.34	3.35	Peak	---	---
4 X	2412.00		84.54		28.41	44.34	3.35	Average	---	---
5	2492.00	-24.39	49.61	74.00	28.50	44.30	3.39	Peak	---	---
6	2492.00	-16.55	37.45	54.00	28.50	44.30	3.39	Average	---	---

Remark:

The "X" represent a fundamental frequency.



Trace: (Discrete)  
 Site : 03CH06  
 Condition : FCC CLASS-B 3m HF-HORN AH-118 VERTICAL  
 EUT : 802.11a/b/g Access Point  
 Power : AC 120V / 60Hz  
 Model : WASP5100  
 Memo : 802.11b TX CH01 2412MHz  
 : Yagi Antenna , Gain:14.2dBi

	Freq	Level	Over Limit	Limit	Antenna Line	Preamp Factor	Cable Loss	Remark	Ant Pos	Table Pos
	MHz	dBuV/m	dB	dBuV/m	dB/m	dB	dB		cm	deg
1 @	2390.00	51.95	-2.05	54.00	28.40	44.34	3.33	Average	0	0
2 @	2390.00	63.76	-10.24	74.00	28.40	44.34	3.33	Peak	0	0
3 @ X	2414.00	111.82			28.41	44.34	3.35	Peak	---	---
4 @ X	2414.00	104.15			28.41	44.34	3.35	Average	0	0
5 @	2483.50	42.88	-11.12	54.00	28.48	44.31	3.40	Average	0	0
6 @	2483.50	55.68	-18.32	74.00	28.48	44.31	3.40	Peak	0	0

Remark: The "X" represent a fundamental frequency.

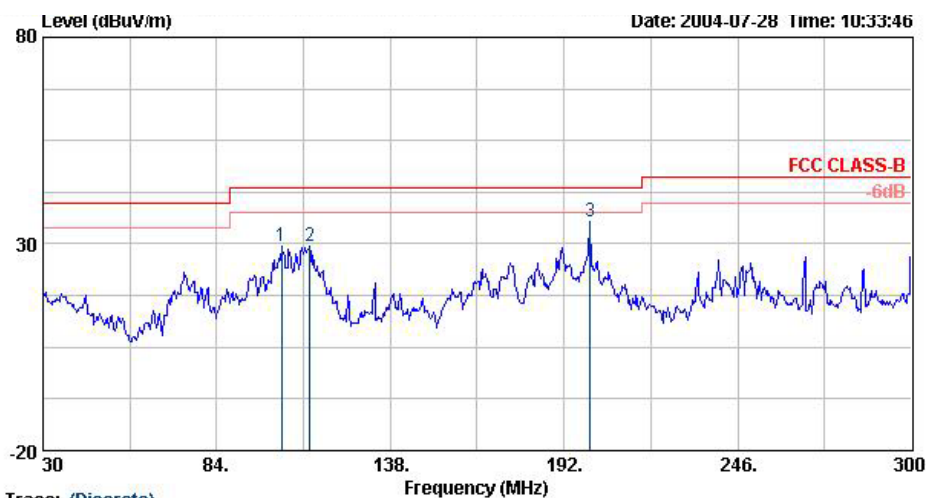
Frequency from 3GHz to 25GHz, the emission emitted by the EUT is too low to be measured.



Test Mode: 802.11b TX CH06

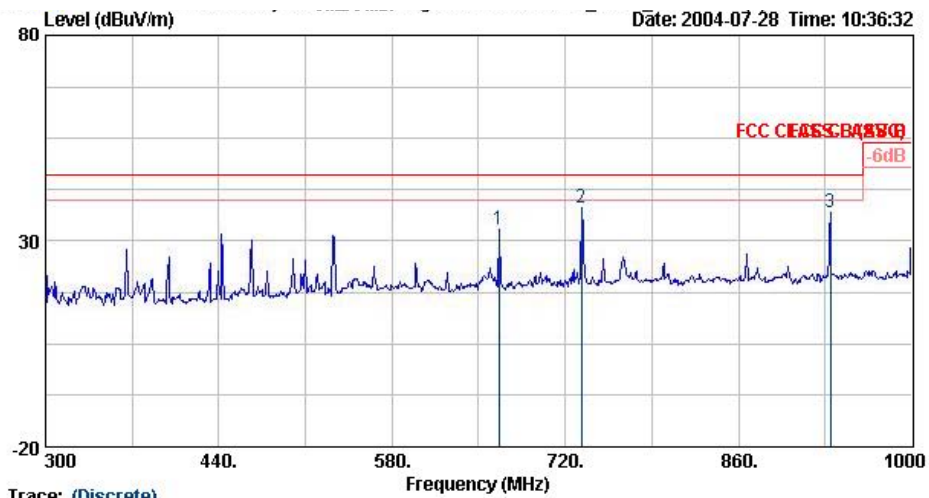
- Test Distance : 3 m
- Temperature : 25.3 °C
- Relative Humidity :53.5 %
- Emission level (dBuV/m) = 20 log Emission level (uV/m)
- Corrected Reading : Probe Factor + Cable Loss + Read Level - Preamp Factor = Level

■ The test that passed at minimum margin was marked by the frame in the following table.



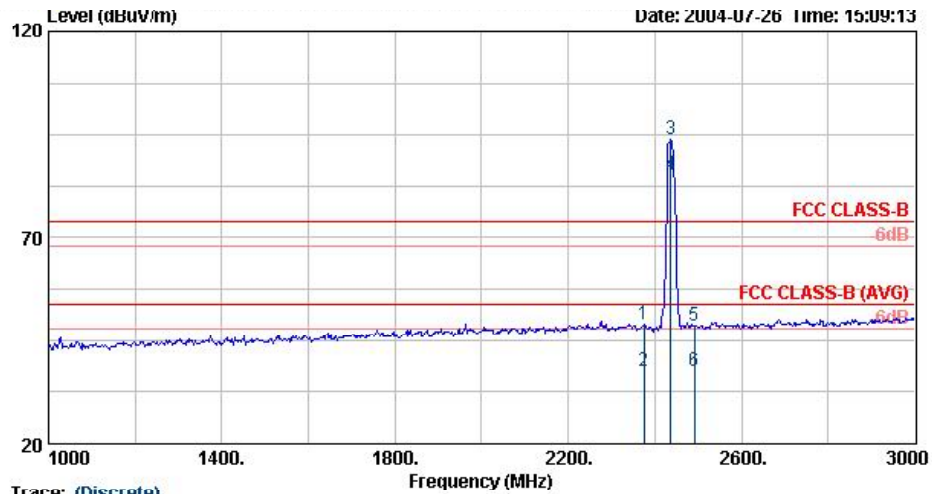
Site : 03CH06  
 Condition : FCC CLASS-B 3m BI LOG 2004 0629 HORIZONTAL  
 EUT : 802.11a/b/g Access Point  
 Power : AC 120V / 60Hz  
 Model : WASP5100  
 Memo : 802.11b TX CH06 2437MHz  
 : Yagi Antenna , Gain:14.2dBi

	Freq	Level	Over Limit	Limit	Antenna Line	Preamp Factor	Cable Loss	Remark	Ant Pos	Table Pos
	MHz	dBuV/m	dB	dBuV/m	dB/m	dB	dB		cm	deg
1	104.25	29.51	-13.99	43.50	10.84	32.23	0.90	Peak	---	---
2	112.89	29.41	-14.09	43.50	11.56	32.05	0.94	Peak	---	---
3 @	200.10	35.24	-8.26	43.50	8.70	32.05	1.24	Peak	---	---



Trace: (Discrete)  
 Site : 03CH06  
 Condition : FCC CLASS-B 3m BI LOG 2004 0629 HORIZONTAL  
 EUT : 802.11a/b/g Access Point  
 Power : AC 120V / 60Hz  
 Model : WASP5100  
 Memo : 802.11b TX CH06 2437MHz  
 : Yagi Antenna , Gain:14.2dBi

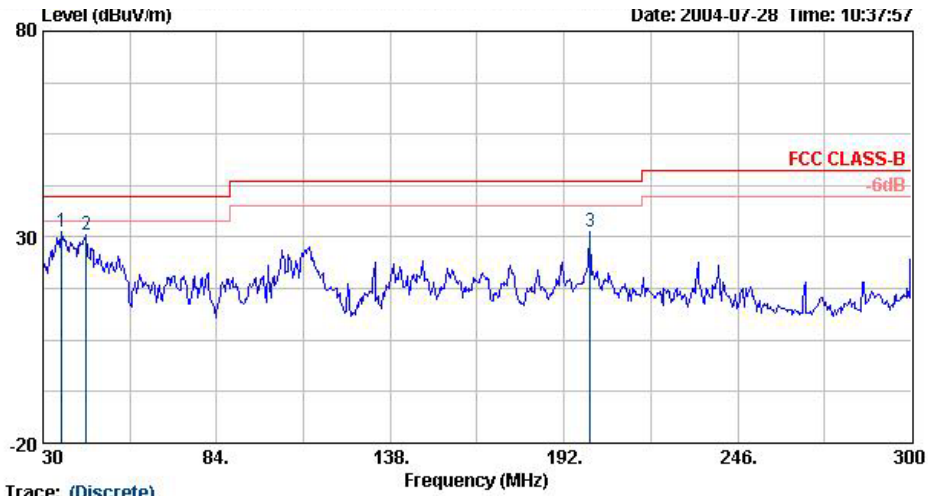
	Freq	Level	Over	Limit	Antenna	Preamp	Cable	Remark	Ant	Table
	MHz	dBuV/m	dB	dBuV/m	dB/m	dB	dB		cm	deg
1	666.10	32.81	13.19	46.00	18.93	31.57	2.49	Peak		
2 @	733.30	37.94	-8.06	46.00	19.60	31.38	2.60	Peak	---	---
3 @	934.20	36.70	-9.30	46.00	20.76	31.05	3.08	Peak	---	---



Trace: (Discrete)  
 Site : 03CH06  
 Condition : FCC CLASS-B 3m HF-HORN AH-118 HORIZONTAL  
 EUT : 802.11a/b/g Access Point  
 Power : AC 120V / 60Hz  
 Model : WASP5100  
 Memo : 802.11b TX CH06 2437MHz  
 : Yagi Antenna , Gain:14.2dBi

	Freq	Level	Over Limit	Limit	Antenna Line	Preamp Factor	Cable Loss	Remark	Ant Pos	Table Pos
	MHz	dBUV/m	dB	dBUV/m	dB/m	dB	dB		cm	deg
1 @	2374.00	48.83	-25.17	74.00	28.38	44.35	3.32	Peak	---	---
2 @	2374.00	37.45	-16.55	54.00	28.38	44.35	3.32	Average	---	---
3 @ X	2436.00	93.99			28.43	44.33	3.36	Peak	---	---
4 @ X	2437.00	85.47			28.45	44.32	3.37	Average	---	---
5 @	2492.00	48.69	-25.31	74.00	28.50	44.30	3.39	Peak	---	---
6 @	2492.00	37.45	-16.55	54.00	28.50	44.30	3.39	Average	---	---

Remark: The "X" represent a fundamental frequency.



Trace: (Discrete)

Site : 03CH06  
 Condition : FCC CLASS-B 3m BI LOG 2004 0629 VERTICAL  
 EUT : 802.11a/b/g Access Point  
 Power : AC 120V / 60Hz  
 Model : WASP5100  
 Memo : 802.11b TX CH06 2437MHz  
 : Yagi Antenna , Gain:14.2dBi

	Freq	Level	Over Limit	Limit	Antenna Line	Preamp Factor	Cable Loss	Remark	Ant Pos	Table Pos
	MHz	dBuV/m	dB	dBuV/m	dB/m	dB	dB		cm	deg
1 @	35.94	31.44	-8.56	40.00	14.50	32.15	0.53	Peak	---	---
2 @	43.50	30.72	-9.28	40.00	10.57	32.28	0.57	Peak	---	---
3	200.10	31.46	-12.04	43.50	8.70	32.05	1.24	Peak	---	---