

Trace: (Discrete)
 Site : 03CH06
 Condition : FCC CLASS-B 3m HF-HORN AH-118 VERTICAL
 EUT : 802.11a/b/g Access Point
 Power : AC 120V / 60Hz
 Model : WASP - 5110
 Memo : 802.11a TX 5785MHz

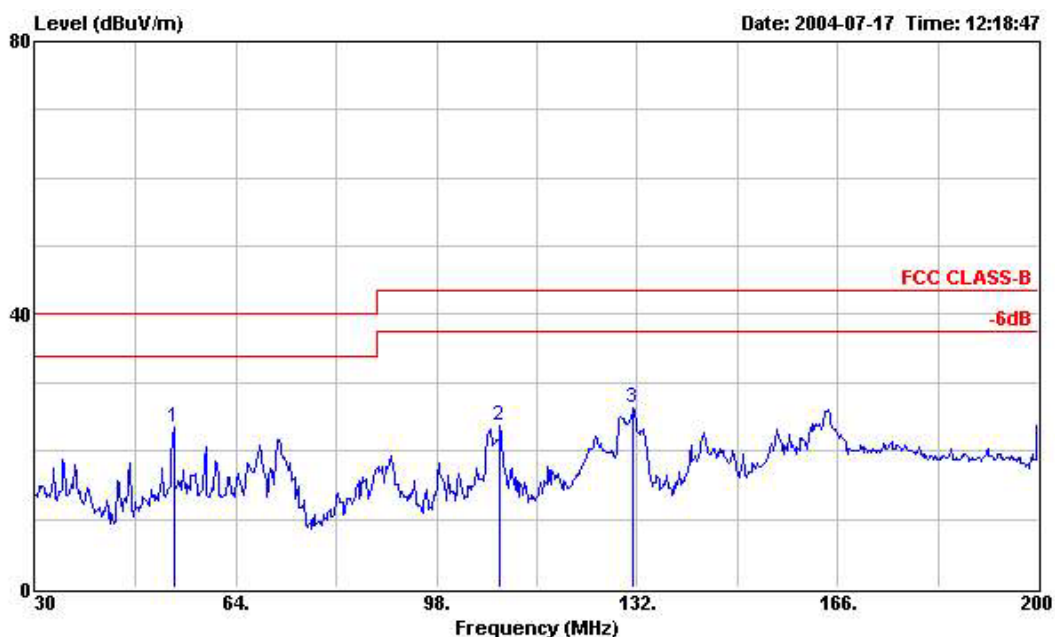
	Freq	Level	Over	Limit	Antenna	Preamp	Cable	Remark	Ant	Table
	MHz	dBuV/m	dB	dBuV/m	Factor	Factor	Loss		Pos	Pos
					dB/m	dB	dB		cm	deg
1 @	5150.00	47.48	-6.52	54.00	33.71	45.91	5.00	Average	---	---
2 @	5150.00	60.17	-13.83	74.00	33.71	45.91	5.00	Peak	---	---
3 @	5725.00	49.32	-4.68	54.00	33.89	46.62	5.40	Average	---	---
4 @	5725.00	60.17	-13.83	74.00	33.89	46.62	5.40	Peak	---	---
5 @X	5780.00	114.46			33.81	46.68	5.44	Peak	---	---
6 @X	5780.00	104.71			33.81	46.68	5.44	Average	---	---
7 @	5850.00	61.78	-12.22	74.00	33.72	46.74	5.49	Peak	---	---
8 @	5850.00	49.01	-4.99	54.00	33.72	46.74	5.49	Average	---	---

Remark: The "X" represent a fundamental frequency.
 Frequency from 7GHz to 40GHz, the emission emitted by the EUT is too low to be measured.

Test Mode: 802.11a TX 5825MHz

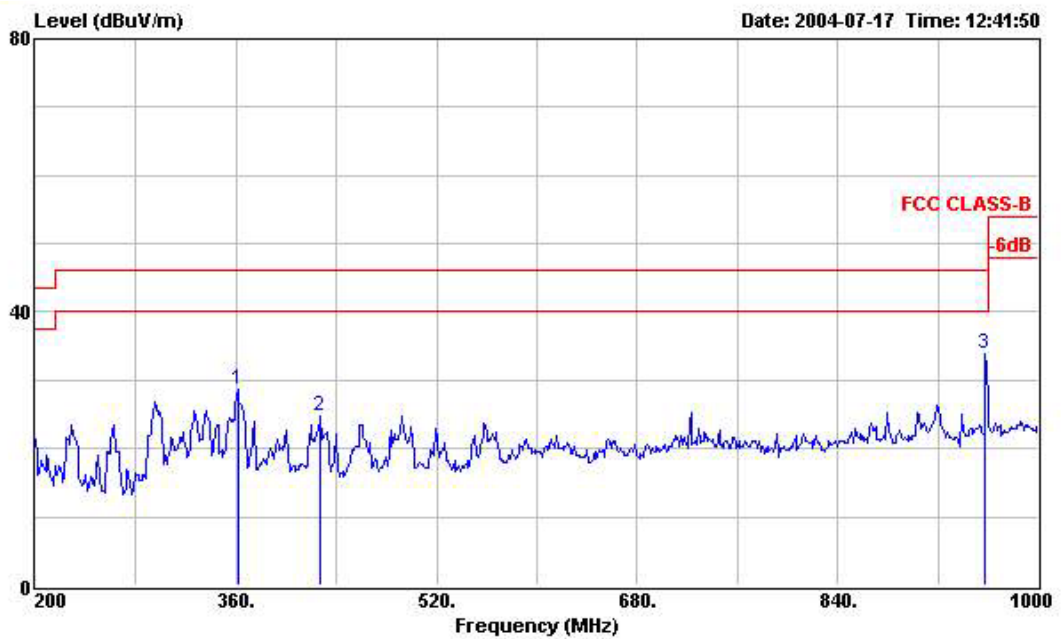
- Test Distance : 3 m
- Temperature : 25.3 °C
- Relative Humidity :53.5 %
- Emission level (dBuV/m) = 20 log Emission level (uV/m)
- Corrected Reading : Probe Factor + Cable Loss + Read Level - Preamp Factor = Level

■ The test that passed at minimum margin was marked by the frame in the following table.



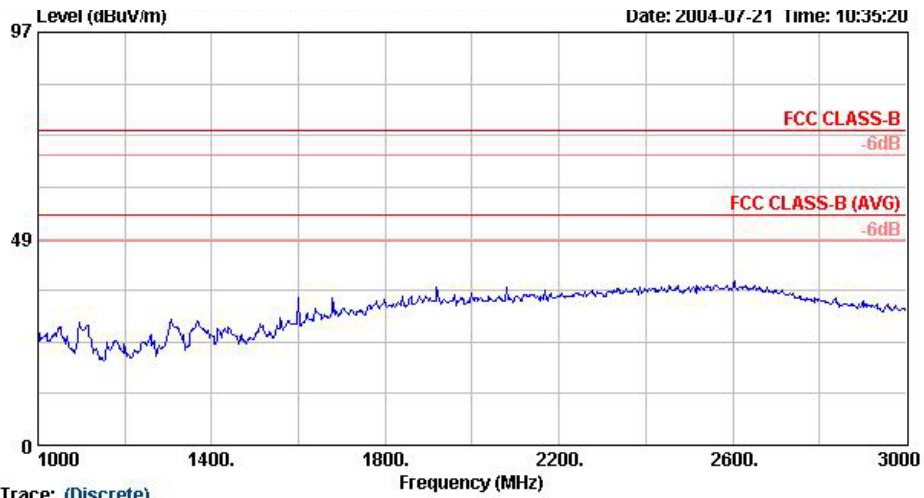
Site : 03CH03-HY
 Condition : FCC CLASS-B 3m BIC-9124--301 HORIZONTAL
 EUT : 802.11a/b/g Access Point
 Power : AC 120V / 60Hz
 Model : WASP-5110
 Memo : 11a TX 5825MHz
 : WS2000

	Freq	Level	Over	Limit	Read	Probe	Cable	Preamp	Remark	Ant	Table
	MHz	dBuV/m	Limit	Line	Level	Factor	Loss	Factor		Pos	Pos
			dB	dBuV/m	dBuV	dB	dB	dB		cm	deg
1	53.460	23.58	-16.42	40.00	40.17	10.16	1.24	27.99	Peak	---	---
2	108.710	23.83	-19.67	43.50	39.50	10.35	1.86	27.88	Peak	---	---
3	131.150	26.32	-17.18	43.50	40.66	11.42	2.08	27.84	Peak	---	---

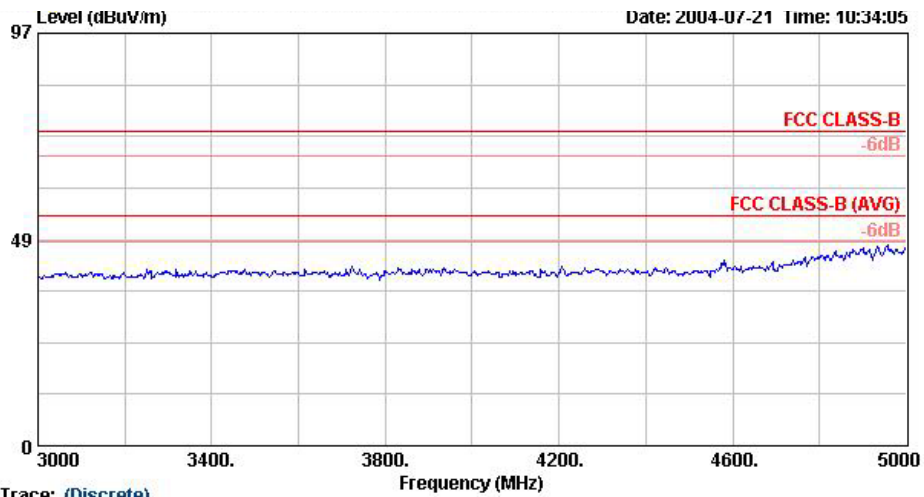


Site : 03CH03-HY
 Condition : FCC CLASS-B 3m LOG-9111-221 HORIZONTAL
 EUT : 802.11a/b/g Access Point
 Power : AC 120V / 60Hz
 Model : WASP-5110
 Memo : 11a TX 5825MHz
 : WS2000

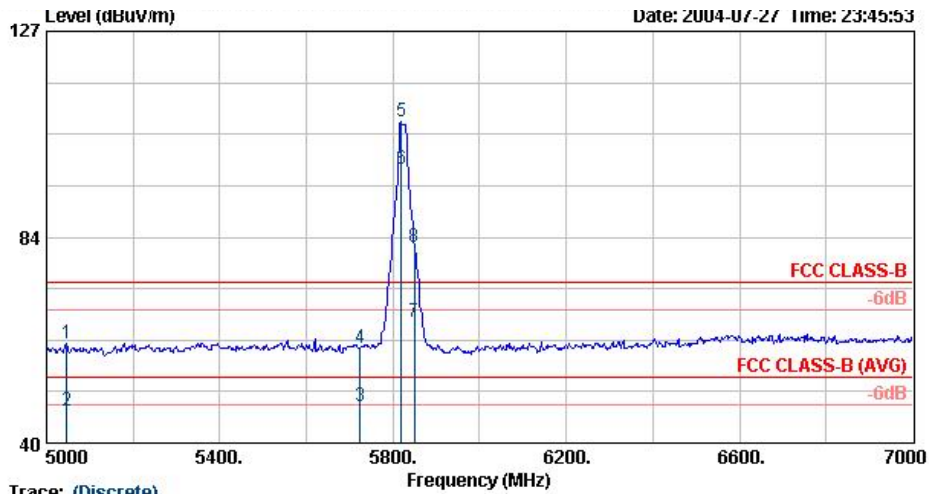
	Freq	Level	Over	Limit	Read	Probe	Cable	Preamp	Remark	Ant	Table
	MHz	dBuV/m	dB	dBuV/m	dBuV	dB	dB	dB		cm	deg
1	361.600	28.58	-17.42	46.00	37.60	15.24	3.35	27.61	Peak	---	---
2	426.400	24.75	-21.25	46.00	33.00	16.18	3.60	28.03	Peak	---	---
3	957.600	33.92	-12.08	46.00	34.61	21.90	5.65	28.24	Peak	---	---



Trace: (Discrete)
Site : 03CH06
Condition : FCC CLASS-B 3m HF-HORN AH-118 HORIZONTAL
EUT : 802.11a/b/g Access Point
Power : AC 120V / 60Hz
Model : WASP - 5110
Memo : 802.11a TX 5825MHz



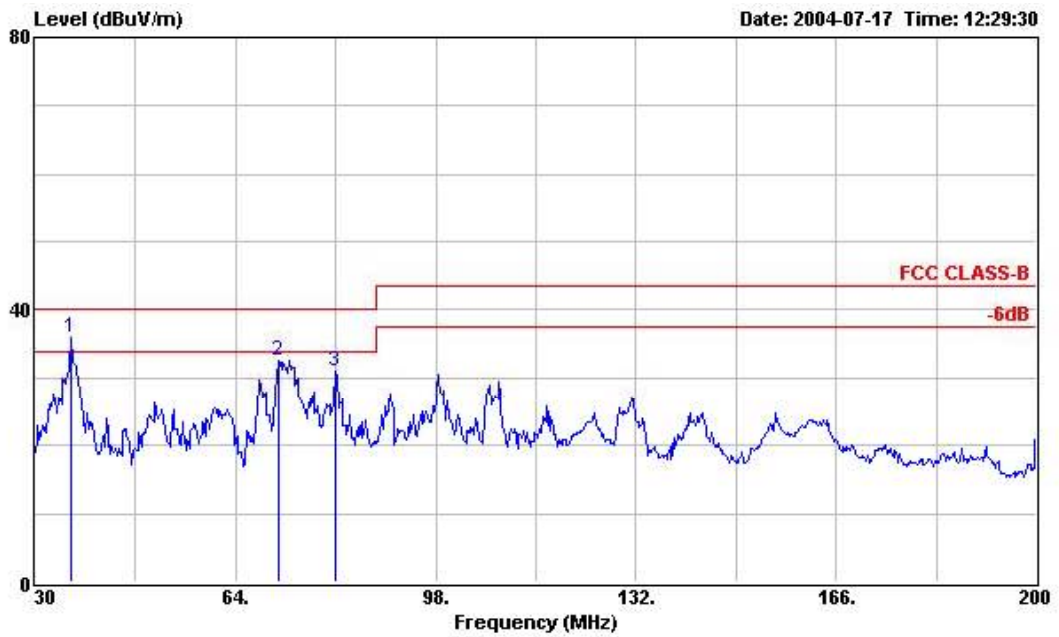
Trace: (Discrete)
Site : 03CH06
Condition : FCC CLASS-B 3m HF-HORN AH-118 HORIZONTAL
EUT : 802.11a/b/g Access Point
Power : AC 120V / 60Hz
Model : WASP - 5110
Memo : 802.11a TX 5825MHz



Trace: (Discrete)
 Site : 03CH06
 Condition : FCC CLASS-B 3m HF-HORN AH-118 HORIZONTAL
 EUT : 802.11a/b/g Access Point
 Power : AC 120V / 60Hz
 Model : WASP - 5110
 Memo : 802.11a TX 5825MHz

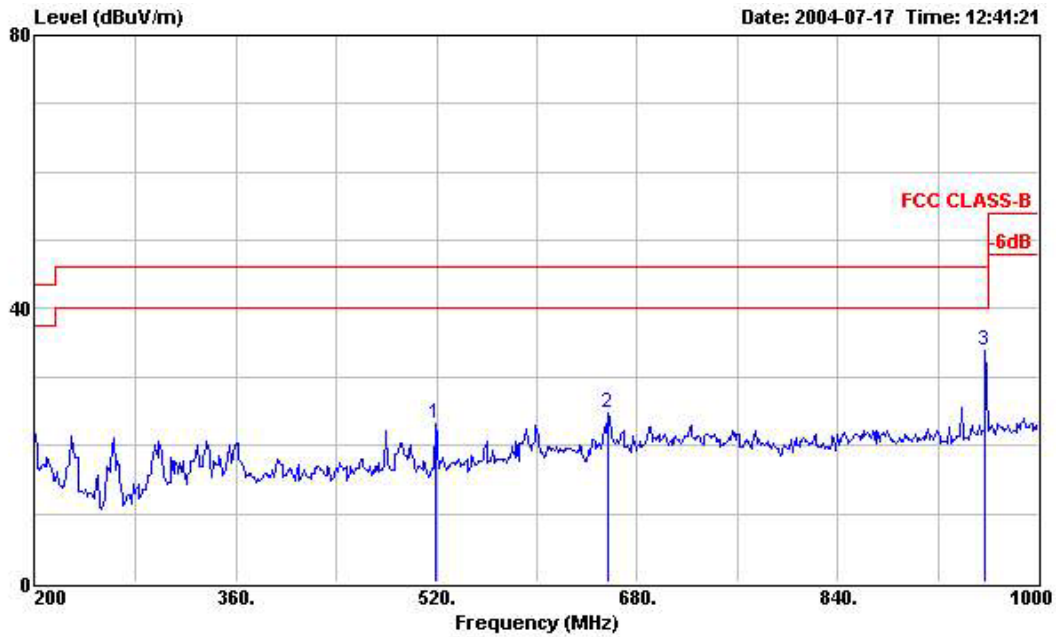
	Freq	Level	Over Limit	Limit	Antenna Line	Preamp Factor	Cable Loss	Remark	Ant Pos	Table Pos
	MHz	dBuV/m	dB	dBuV/m	dB/m	dB	dB		cm	deg
1 @	5046.00	60.89	-13.11	74.00	33.57	45.77	4.93	Peak	---	---
2 @	5046.00	46.88	-7.12	54.00	33.57	45.77	4.93	Average	---	---
3 @	5724.00	47.79	-6.21	54.00	33.89	46.62	5.40	Average	---	---
4 @	5724.00	59.98	-14.02	74.00	33.89	46.62	5.40	Peak	---	---
5 @X	5820.00	107.90			33.74	46.73	5.48	Peak	---	---
6 @X	5820.00	97.84			33.74	46.73	5.48	Average	---	---
7 @X	5850.00	65.40			33.72	46.74	5.49	Average	---	---
8 @X	5850.00	81.33			33.72	46.74	5.49	Peak	---	---

Remark: The "X" represent a fundamental frequency.



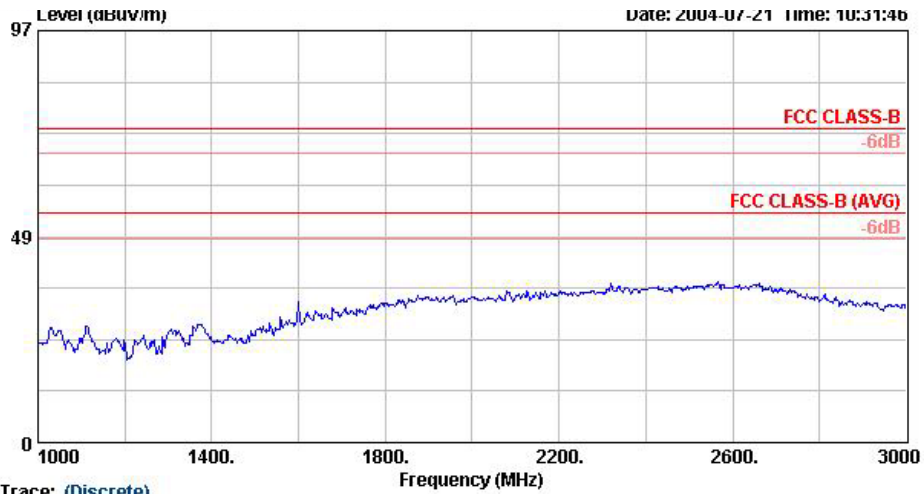
Site : 03CH03-HY
 Condition : FCC CLASS-B 3m BIC-9124--301 VERTICAL
 EUT : 802.11a/b/g Access Point
 Power : AC 120V / 60Hz
 Model : WASP-5110
 Memo : 11a TX 5825MHz
 : WS2000

	Freq	Level	Over	Limit	Read	Probe	Cable	Preamp	Remark	Ant	Table
	MHz	dBuV/m	Limit	Line	Level	Factor	Loss	Factor		Pos	Pos
			dB	dBuV/m	dBuV	dB	dB	dB		cm	deg
1 !	35.950	35.94	-4.06	40.00	50.21	12.73	1.03	28.03	Peak	121	327
2	71.310	32.56	-7.44	40.00	50.14	8.96	1.42	27.96	Peak	---	---
3	80.830	30.91	-9.09	40.00	47.74	9.56	1.55	27.94	Peak	---	---

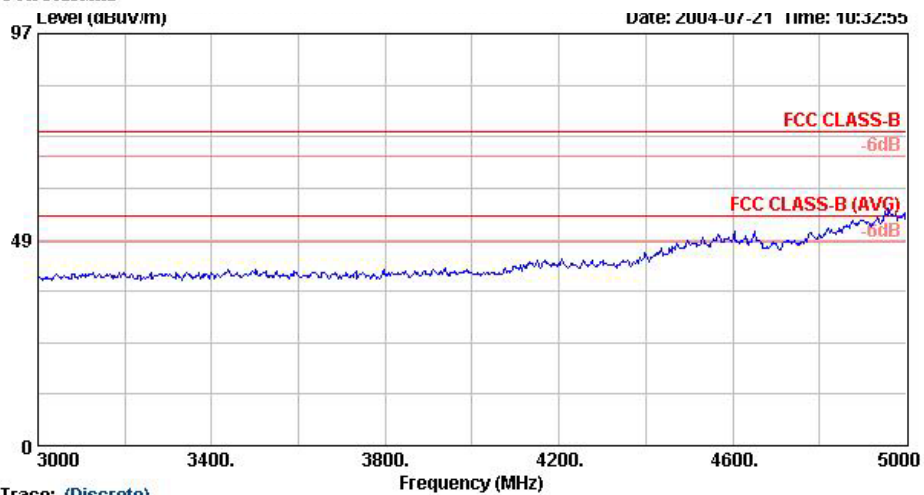


Site : 03CH03-HY
 Condition : FCC CLASS-B 3m LOG-9111-221 VERTICAL
 EUT : 802.11a/b/g Access Point
 Power : AC 120V / 60Hz
 Model : WASP-5110
 Memo : 11a TX 5825MHz
 : WS2000

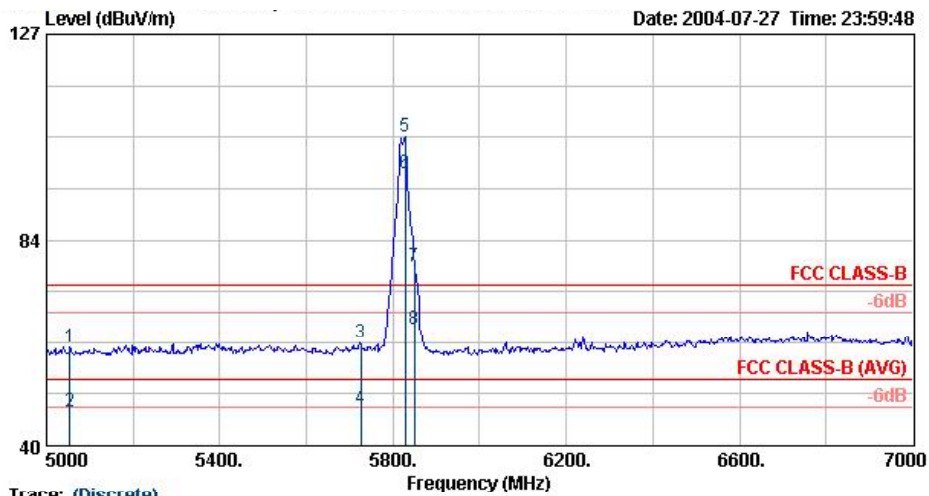
	Freq	Level	Over	Limit	Read	Probe	Cable	Preamp	Remark	Ant	Table
	MHz	dBuV/m	dB	dBuV/m	dBuV	dB	dB	dB		cm	deg
1	519.200	23.30	-22.70	46.00	30.52	17.51	3.99	28.72	Peak	---	---
2	656.800	24.68	-21.32	46.00	29.85	18.93	4.64	28.74	Peak	---	---
3	957.600	33.95	-12.05	46.00	34.64	21.90	5.65	28.24	Peak	---	---



Trace: (Discrete)
 Site : 03CH06
 Condition : FCC CLASS-B 3m HF-HORN AH-118 VERTICAL
 EUT : 802.11a/b/g Access Point
 Power : AC 120V / 60Hz
 Model : WASP - 5110
 Memo : 802.11a TX 5825MHz



Trace: (Discrete)
 Site : 03CH06
 Condition : FCC CLASS-B 3m HF-HORN AH-118 VERTICAL
 EUT : 802.11a/b/g Access Point
 Power : AC 120V / 60Hz
 Model : WASP - 5110
 Memo : 802.11a TX 5825MHz



Trace: (Discrete)
 Site : 03CH06
 Condition : FCC CLASS-B 3m HF-HORN AH-118 VERTICAL
 EUT : 802.11a/b/g Access Point
 Power : AC 120V / 60Hz
 Model : WASP - 5110
 Memo : 802.11a TX 5825MHz

	Freq	Level	Over Limit	Limit	Antenna Line	Preamp Factor	Cable Loss	Remark	Ant Pos	Table Pos
	MHz	dBuV/m	dB	dBuV/m	dB/m	dB	dB		cm	deg
1 @	5054.00	60.66	-13.34	74.00	33.57	45.77	4.93	Peak	---	---
2 @	5054.00	46.96	-7.04	54.00	33.57	45.77	4.93	Average	---	---
3 @	5725.00	61.72	-12.28	74.00	33.89	46.62	5.40	Peak	---	---
4 @	5725.00	47.79	-6.21	54.00	33.89	46.62	5.40	Average	---	---
5 @X	5828.00	105.36			33.74	46.73	5.48	Peak	---	---
6 @X	5828.00	97.65			33.74	46.73	5.48	Average	---	---
7 @X	5850.00	77.96			33.72	46.74	5.49	Peak	---	---
8 @X	5850.00	64.50			33.72	46.74	5.49	Average	---	---

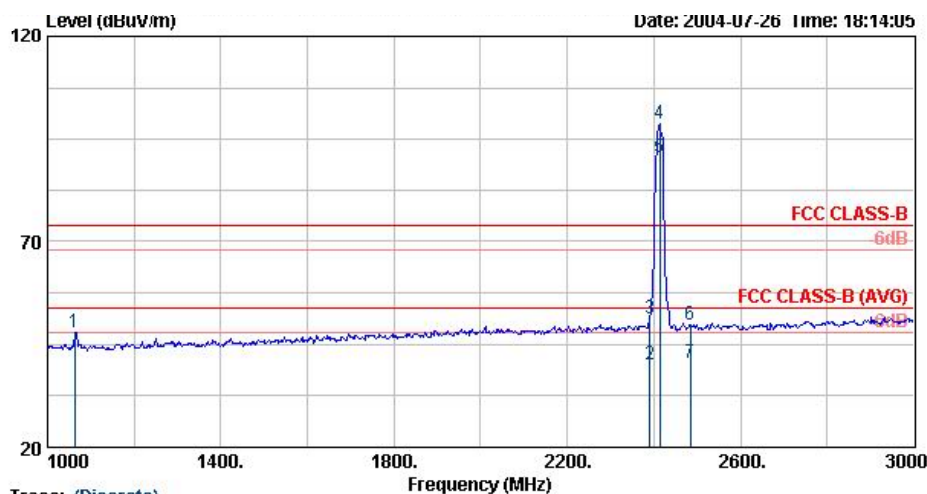
Remark: The "X" represent a fundamental frequency.
 Frequency from 7GHz to 40GHz, the emission emitted by the EUT is too low to be measured.

7.4.2 Antenna 2

Test Mode: 802.11b TX CH01

- Test Distance : 3 m
- Temperature : 25.3 °C
- Relative Humidity :53.5 %
- Emission level (dBuV/m) = 20 log Emission level (uV/m)
- Corrected Reading : Probe Factor + Cable Loss + Read Level - Preamp Factor = Level

■ The test that passed at minimum margin was marked by the frame in the following table.

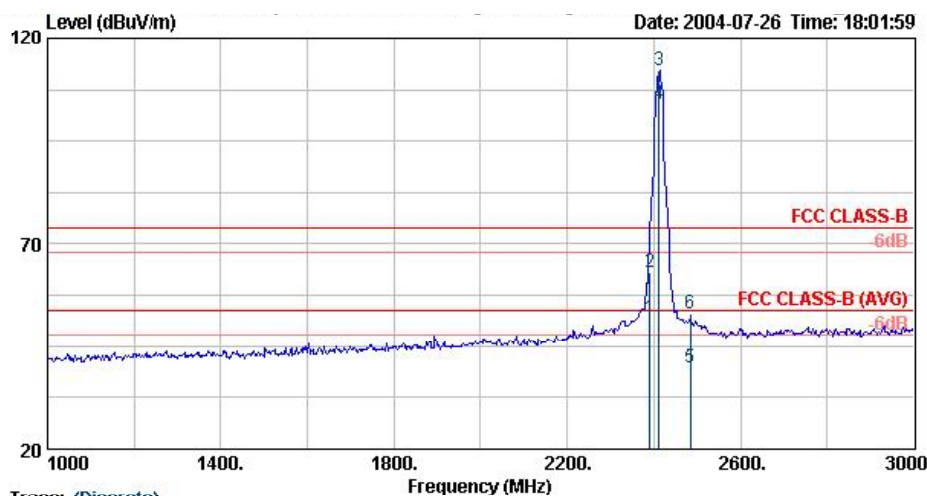


Trace: (Discrete)
 Site : 03CH06
 Condition : FCC CLASS-B 3m HF-HORN AH-118 HORIZONTAL
 EUT : 802.11a/b/g Access Point
 Power : AC 120V / 60Hz
 Model : WASP5100
 Memo : 802.11b TX CH01 2412MHz
 : Wide Angle Coverage Directi,Gain:11.2dBi

	Freq	Level	Over	Limit	Antenna	Preamp	Cable	Remark	Ant	Table
	MHz	dBuV/m	dB	dBuV/m	dBi/m	dB	dB		cm	deg
1 @	1062.00	47.93	-26.07	74.00	24.21	43.58	2.16	Peak	---	---
2 @	2390.00	40.01	-13.99	54.00	28.40	44.34	3.33	Average	---	---
3 @	2390.00	51.06	-22.94	74.00	28.40	44.34	3.33	Peak	---	---
4 @ X	2414.00	98.81			28.41	44.34	3.35	Peak	---	---
5 @ X	2414.00	90.57			28.41	44.34	3.35	Average	---	---
6 @	2483.50	49.83	-24.17	74.00	28.48	44.31	3.40	Peak	---	---
7 @	2483.50	40.48	-13.52	54.00	28.48	44.31	3.40	Average	---	---

Remark:

The "X" represent a fundamental frequency.



Trace: (Discrete)
 Site : 03CH06
 Condition : FCC CLASS-B 3m HF-HORN AH-118 VERTICAL
 EUT : 802.11a/b/g Access Point
 Power : AC 120V / 60Hz
 Model : WASP5100
 Memo : 802.11b TX CH01 2412MHz
 : Wide Angle Coverage Directi,Gain:11.2dBi

	Freq	Level	Over	Limit	Antenna	Preamp	Cable	Remark	Ant	Table
	MHz	dBuV/m	dB	dBuV/m	dB/m	dB	dB		cm	deg
1 @	2390.00	51.95	-2.05	54.00	28.40	44.34	3.33	Average	0	0
2 @	2390.00	63.05	-10.95	74.00	28.40	44.34	3.33	Peak	0	0
3 @ X	2412.00	112.02			28.41	44.34	3.35	Peak	0	0
4 @ X	2412.00	103.87			28.41	44.34	3.35	Average	0	0
5 @	2483.50	39.55	-14.45	54.00	28.48	44.31	3.40	Average	0	0
6 @	2483.50	53.06	-20.94	74.00	28.48	44.31	3.40	Peak	0	0

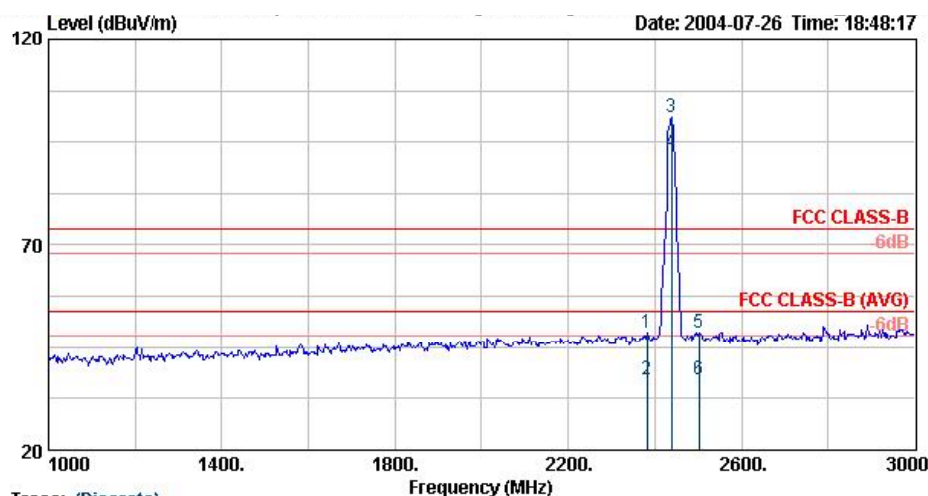
Remark: The "X" represent a fundamental frequency.

Frequency from 3GHz to 25GHz, the emission emitted by the EUT is too low to be measured.

Test Mode: 802.11b TX CH06

- Test Distance : 3 m
- Temperature : 25.3 °C
- Relative Humidity :53.5 %
- Emission level (dBuV/m) = 20 log Emission level (uV/m)
- Corrected Reading : Probe Factor + Cable Loss + Read Level - Preamp Factor = Level

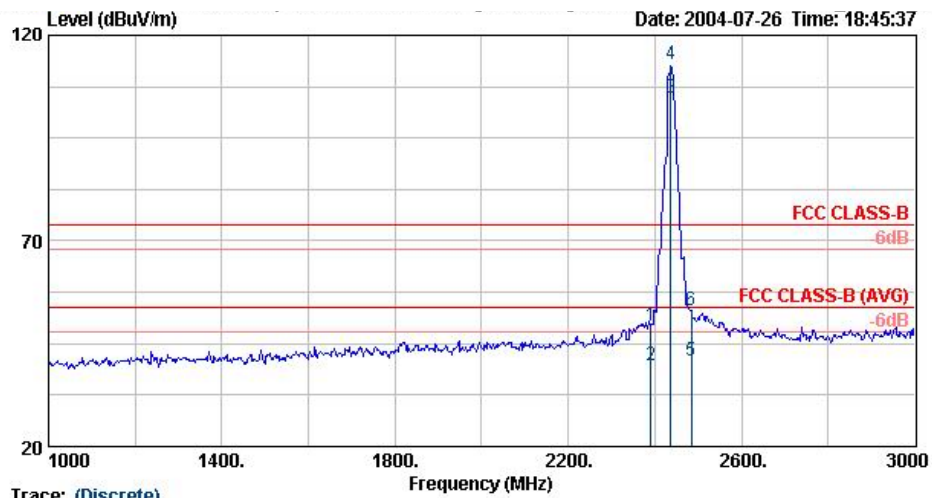
■ The test that passed at minimum margin was marked by the frame in the following table.



Trace: (Discrete)
 Site : 03CH06
 Condition : FCC CLASS-B 3m HF-HORN AH-118 HORIZONTAL
 EUT : 802.11a/b/g Access Point
 Power : AC 120V / 60Hz
 Model : WASP5100
 Memo : 802.11b TX CH06 2437MHz
 : Wide Angle Coverage Directi, Gain: 11.2dBi

	Freq	Level	Over	Limit	Antenna	Preamp	Cable	Remark	Ant	Table
	MHz	dBuV/m	dB	dBuV/m	dB/m	dB	dB		cm	deg
1 @	2382.00	48.65	-25.35	74.00	28.38	44.35	3.32	Peak	---	---
2 @	2382.00	37.15	-16.85	54.00	28.38	44.35	3.32	Average	---	---
3 @ X	2438.00	100.88			28.45	44.32	3.37	Peak	---	---
4 @ X	2438.00	92.45			28.45	44.32	3.37	Average	---	---
5 @	2502.00	48.65	-25.35	74.00	28.50	44.30	3.39	Peak	---	---
6 @	2502.00	37.15	-16.85	54.00	28.50	44.30	3.39	Average	---	---

Remark: The "X" represent a fundamental frequency.



Trace: (Discrete)
 Site : 03CH06
 Condition : FCC CLASS-B 3m HF-HORN AH-118 VERTICAL
 EUT : 802.11a/b/g Access Point
 Power : AC 120V / 60Hz
 Model : WASP5100
 Memo : 802.11b TX CH06 2437MHz
 : Wide Angle Coverage Directi,Gain:11.2dBi

	Freq	Level	Over	Limit	Antenna	Preamp	Cable	Remark	Ant	Table
	MHz	dBuV/m	dB	dBuV/m	dB/m	dB	dB		Pos	Pos
									cm	deg
1 @	2390.00	49.54	-24.46	74.00	28.40	44.34	3.33	Peak	---	---
2 @	2390.00	39.61	-14.39	54.00	28.40	44.34	3.33	Average	---	---
3 @X	2437.00	104.80			28.45	44.32	3.37	Average	---	---
4 @X	2437.00	112.98			28.45	44.32	3.37	Peak	---	---
5 @	2483.50	40.71	-13.29	54.00	28.48	44.31	3.40	Average	---	---
6 @	2483.50	52.91	-21.09	74.00	28.48	44.31	3.40	Peak	---	---

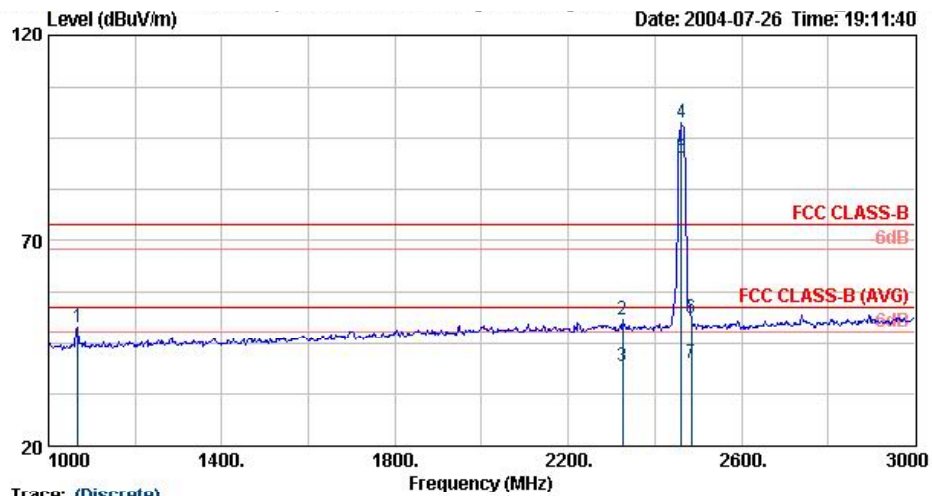
Remark: The "X" represent a fundamental frequency.

Frequency from 3GHz to 25GHz, the emission emitted by the EUT is too low to be measured.

Test Mode: 802.11b TX CH11

- Test Distance : 3 m
- Temperature : 25.3 °C
- Relative Humidity :53.5 %
- Emission level (dBuV/m) = 20 log Emission level (uV/m)
- Corrected Reading : Probe Factor + Cable Loss + Read Level - Preamp Factor = Level

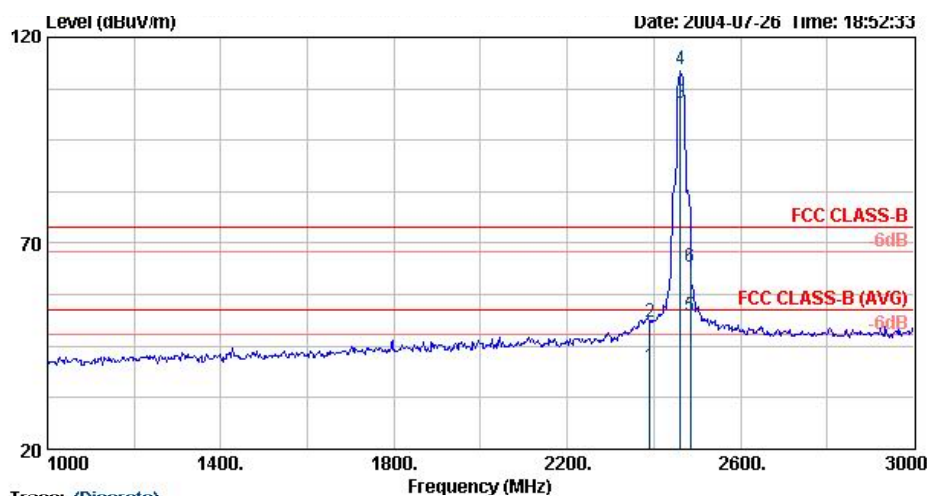
■ The test that passed at minimum margin was marked by the frame in the following table.



Trace: (Discrete)
 Site : 03CH06
 Condition : FCC CLASS-B 3m HF-HORN AH-118 HORIZONTAL
 EUT : 802.11a/b/g Access Point
 Power : AC 120V / 60Hz
 Model : WASP5100
 Memo : 802.11b TX CH11 2462MHz
 : Wide Angle Coverage Directi, Gain:11.2dBi

	Freq	Level	Over	Limit	Antenna	Preamp	Cable	Remark	Ant	Table
	MHz	dBuV/m	dB	dBuV/m	dB/m	dB	dB		cm	deg
1 @	1068.00	48.99	-25.01	74.00	24.21	43.58	2.16	Peak	---	---
2 @	2326.00	50.68	-23.32	74.00	28.33	44.37	3.28	Peak	---	---
3 @	2326.00	39.15	-14.85	54.00	28.33	44.37	3.28	Average	---	---
4 @ X	2462.00	98.73			28.47	44.32	3.38	Peak	---	---
5 @ X	2462.00	90.42			28.47	44.32	3.38	Average	---	---
6 @	2483.50	51.32	-22.68	74.00	28.48	44.31	3.40	Peak	---	---
7 @	2483.50	40.12	-13.88	54.00	28.48	44.31	3.40	Average	---	---

Remark: The "X" represent a fundamental frequency.



Trace: (Discrete)

Site : 03CH06
 Condition : FCC CLASS-B 3m HF-HORN AH-118 VERTICAL
 EUT : 802.11a/b/g Access Point
 Power : AC 120V / 60Hz
 Model : WASP5100
 Memo : 802.11b TX CH11 2462MHz
 : Wide Angle Coverage Directi,Gain:11.2dBi

	Freq	Level	Over Limit	Limit	Antenna Line	Preamp Factor	Cable Loss	Remark	Ant Pos	Table Pos
	MHz	dBuV/m	dB	dBuV/m	dB/m	dB	dB		cm	deg
1 @	2390.00	40.25	-13.75	54.00	28.40	44.34	3.33	Average	0	0
2 @	2390.00	50.87	-23.13	74.00	28.40	44.34	3.33	Peak	---	---
3 @ X	2462.00	103.90			28.47	44.32	3.38	Average	0	0
4 @ X	2462.00	112.08			28.47	44.32	3.38	Peak	0	0
5 @	2483.50	52.40	-1.60	54.00	28.48	44.31	3.40	Average	0	0
6 @	2483.50	64.07	-9.93	74.00	28.48	44.31	3.40	Peak	0	0

Remark:

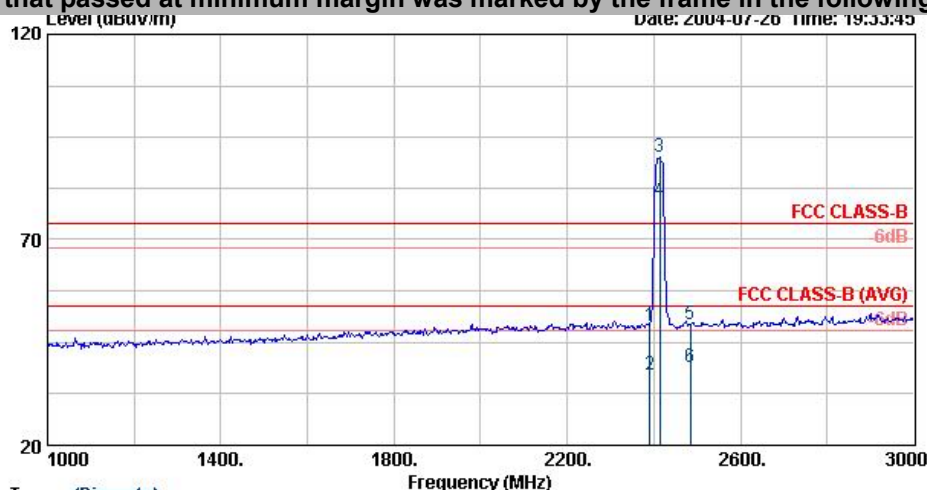
The "X" represent a fundamental frequency.

Frequency from 3GHz to 25GHz, the emission emitted by the EUT is too low to be measured.

Test Mode: 802.11g TX CH01

- Test Distance : 3 m
- Temperature : 25.3 °C
- Relative Humidity :53.5 %
- Emission level (dBuV/m) = 20 log Emission level (uV/m)
- Corrected Reading : Probe Factor + Cable Loss + Read Level - Preamp Factor = Level

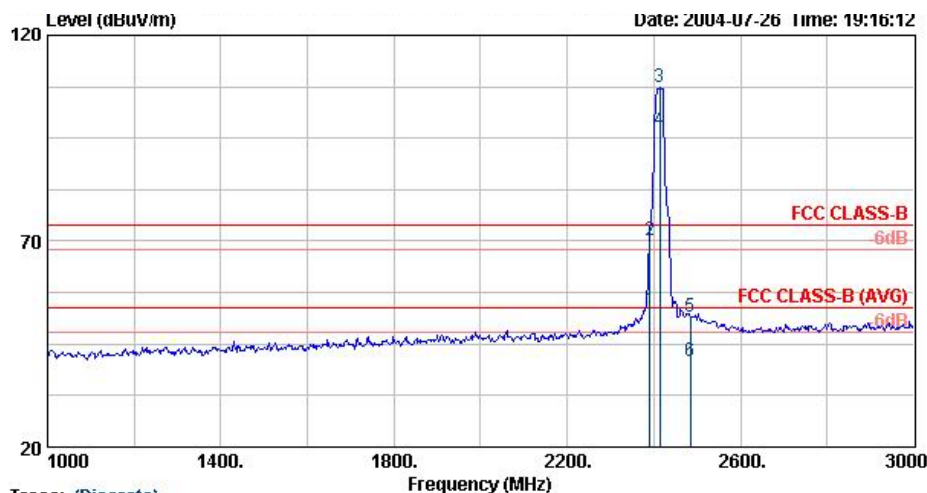
■ The test that passed at minimum margin was marked by the frame in the following table.



Trace: (Discrete)
 Site : 03CH06
 Condition : FCC CLASS-B 3m HF-HORN AH-118 HORIZONTAL
 EUT : 802.11a/b/g Access Point
 Power : AC 120V / 60Hz
 Model : WASP5100
 Memo : 802.11g TX CH01 2412MHz
 : Wide Angle Coverage Directi,Gain:11.2dBi

	Freq	Level	Over	Limit	Antenna	Preamp	Cable	Remark	Ant	Table
	MHz	dBuV/m	dB	dBuV/m	dB/m	dB	dB		cm	deg
1 @	2390.00	48.90	-25.10	74.00	28.40	44.34	3.33	Peak	---	---
2 @	2390.00	37.15	-16.85	54.00	28.40	44.34	3.33	Average	---	---
3 @ X	2414.00	90.21			28.41	44.34	3.35	Peak	---	---
4 @ X	2414.00	79.45			28.41	44.34	3.35	Average	---	---
5 @	2483.50	49.30	-24.70	74.00	28.48	44.31	3.40	Peak	---	---
6 @	2483.50	39.10	-14.90	54.00	28.48	44.31	3.40	Average	---	---

Remark: The "X" represent a fundamental frequency.



Trace: (Discrete)
 Site : 03CH06
 Condition : FCC CLASS-B 3m HF-HORN AH-118 VERTICAL
 EUT : 802.11a/b/g Access Point
 Power : AC 120V / 60Hz
 Model : WASP5100
 Memo : 802.11g TX CH01 2412MHz
 : Wide Angle Coverage Directi, Gain:11.2dBi

	Freq	Level	Over	Limit	Antenna	Preamp	Cable	Remark	Ant	Table
	MHz	dBuV/m	dB	dBuV/m	dB/m	dB	dB		cm	deg
1 @	2390.00	52.94	-1.06	54.00	28.40	44.34	3.33	Average	0	0
2 @	2390.00	70.13	-3.87	74.00	28.40	44.34	3.33	Peak	0	0
3 @ X	2414.00	107.21			28.41	44.34	3.35	Peak	---	---
4 @ X	2414.00	97.11			28.41	44.34	3.35	Average	0	0
5 @	2483.50	51.76	-22.24	74.00	28.48	44.31	3.40	Peak	---	---
6 @	2483.50	40.87	-13.13	54.00	28.48	44.31	3.40	Average	0	0

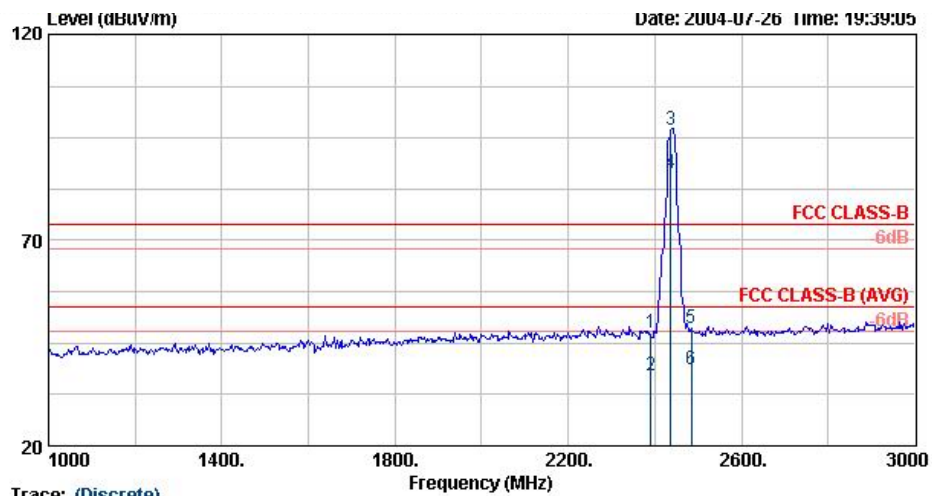
Remark: The "X" represent a fundamental frequency.

Frequency from 3GHz to 25GHz, the emission emitted by the EUT is too low to be measured.

Test Mode: 802.11g TX CH06

- Test Distance : 3 m
- Temperature : 25.3 °C
- Relative Humidity :53.5 %
- Emission level (dBuV/m) = 20 log Emission level (uV/m)
- Corrected Reading : Probe Factor + Cable Loss + Read Level - Preamp Factor = Level

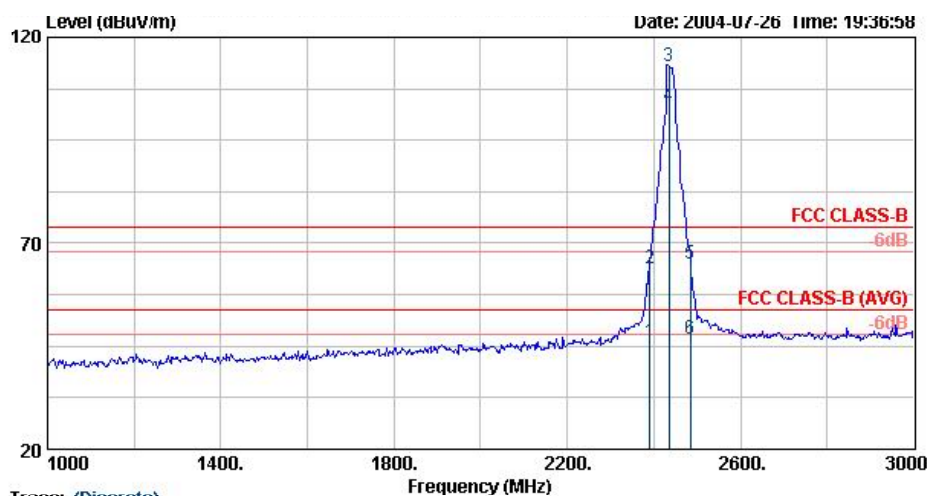
The test that passed at minimum margin was marked by the frame in the following table.



Site : 03CH06
 Condition : FCC CLASS-B 3m HF-HORN AH-118 HORIZONTAL
 EUT : 802.11a/b/g Access Point
 Power : AC 120V / 60Hz
 Model : WASP5100
 Memo : 802.11g TX CH06 2437MHz
 : Wide Angle Coverage Directi, Gain:11.2dBi

	Freq	Level	Over	Limit	Antenna	Preamp	Cable	Remark	Ant	Table
	MHz	dBuV/m	dB	dBuV/m	dB/m	dB	dB		cm	deg
1 @	2390.00	47.63	-26.37	74.00	28.40	44.34	3.33	Peak	---	---
2 @	2390.00	37.12	-16.88	54.00	28.40	44.34	3.33	Average	---	---
3 @ X	2436.00	96.83			28.43	44.33	3.36	Peak	---	---
4 @ X	2436.00	86.45			28.43	44.33	3.36	Average	---	---
5 @	2483.50	48.71	-25.29	74.00	28.48	44.31	3.40	Peak	---	---
6 @	2483.50	38.45	-15.55	54.00	28.48	44.31	3.40	Average	---	---

Remark: The "X" represent a fundamental frequency.



Trace: (Discrete)
 Site : 03CH06
 Condition : FCC CLASS-B 3m HF-HORN AH-118 VERTICAL
 EUT : 802.11a/b/g Access Point
 Power : AC 120V / 60Hz
 Model : WASP5100
 Memo : 802.11g TX CH06 2437MHz
 : Wide Angle Coverage Directi,Gain:11.2dBi

	Freq	Level	Over Limit	Limit	Antenna Line	Preamp Factor	Cable Loss	Remark	Ant Pos	Table Pos
	MHz	dBuV/m	dB	dBuV/m	dB/m	dB	dB		cm	deg
1 @	2390.00	45.95	-8.05	54.00	28.40	44.34	3.33	Average	---	---
2 @	2390.00	64.01	-9.99	74.00	28.40	44.34	3.33	Peak	---	---
3 @ X	2434.00	113.10			28.43	44.33	3.36	Peak	---	---
4 @ X	2434.00	103.12			28.43	44.33	3.36	Average	---	---
5 @	2483.50	65.00	-9.00	74.00	28.48	44.31	3.40	Peak	---	---
6 @	2483.50	46.79	-7.21	54.00	28.48	44.31	3.40	Average	---	---

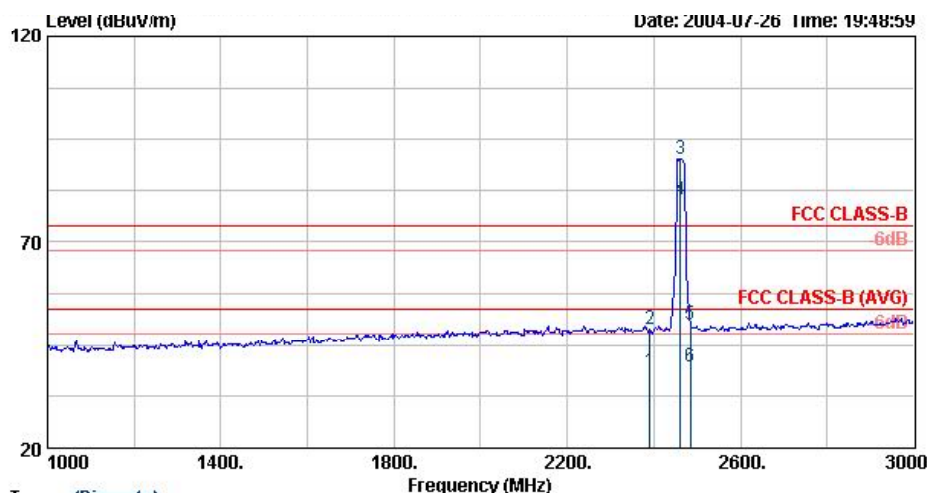
Remark: The "X" represent a fundamental frequency.

Frequency from 3GHz to 25GHz, the emission emitted by the EUT is too low to be measured.

Test Mode: 802.11g 11b TX CH11

- Test Distance : 3 m
- Temperature : 25.3 °C
- Relative Humidity :53.5 %
- Emission level (dBuV/m) = 20 log Emission level (uV/m)
- Corrected Reading : Probe Factor + Cable Loss + Read Level - Preamp Factor = Level

The test that passed at minimum margin was marked by the frame in the following table.



Trace: (Discrete)
 Site : 03CH06
 Condition : FCC CLASS-B 3m HF-HORN AH-118 HORIZONTAL
 EUT : 802.11a/b/g Access Point
 Power : AC 120V / 60Hz
 Model : WASP5100
 Memo : 802.11g TX CH11 2462M
 : Wide Angle Coverage Directi, Gain:11.2dBi

	Freq	Level	Over Limit	Limit	Antenna Line	Preamp Factor	Cable Loss	Remark	Ant Pos	Table Pos
	MHz	dBuV/m	dB	dBuV/m	dB/m	dB	dB		cm	deg
1 @	2390.00	38.45	-15.55	54.00	28.40	44.34	3.33	Average	---	---
2 @	2390.00	48.86	-25.14	74.00	28.40	44.34	3.33	Peak	---	---
3 @ X	2462.00	90.35			28.47	44.32	3.38	Peak	---	---
4 @ X	2462.00	80.12			28.47	44.32	3.38	Average	---	---
5 @	2483.50	50.25	-23.75	74.00	28.48	44.31	3.40	Peak	---	---
6 @	2483.50	39.88	-14.12	54.00	28.48	44.31	3.40	Average	---	---

Remark: The "X" represent a fundamental frequency.