




Conducted Emissions Test Setup (Front View)



Conducted Emissions Test Setup (Rear View)



Radiated Emissions Test Setup (Front View)



Radiated Emissions Test Setup (Rear View)




Conducted Emissions Test Setup (Front View)



Conducted Emissions Test Setup (Rear View)



Radiated Emissions Test Setup (Front View)



Radiated Emissions Test Setup (Rear View)



Carrier Frequency Separation Test Setup



Spectrum Bandwidth (20dB Bandwidth Measurement) Test Setup



Number of Hopping Frequencies Test Setup



Average Frequency Dwell Time Test Setup



Maximum Peak Power Test Setup



RF Conducted Spurious Emissions Test Setup



Band Edge Compliance Test Setup



Peak Power Spectral Density Test Setup




Conducted Emissions Test Setup (Front View)



Conducted Emissions Test Setup (Rear View)



Radiated Emissions Test Setup (Front View)



Radiated Emissions Test Setup (Rear View)



Maximum Peak Power Test Setup



Band Edge Compliance Test Setup




Conducted Emissions Test Setup (Front View)



Conducted Emissions Test Setup (Rear View)



Radiated Emissions Test Setup (Front View)



Radiated Emissions Test Setup (Rear View)



Maximum Output Power Test Setup



Band Edge Compliance Test Setup




Conducted Emissions Test Setup (Front View)



Conducted Emissions Test Setup (Rear View)



Radiated Emissions Test Setup (Front View)



Radiated Emissions Test Setup (Rear View)



Maximum Peak Power Test Setup



Band Edge Compliance Test Setup



Maximum Permissible Exposure (MPE) Test Setup