



Appendix D. Photographs of EUT and Setup

FCC SAR Test Report

<Photographs of EUT>



EUT – Front View



EUT – Rear View



Battery – Front View



Battery – Rear View




Holster – Front View

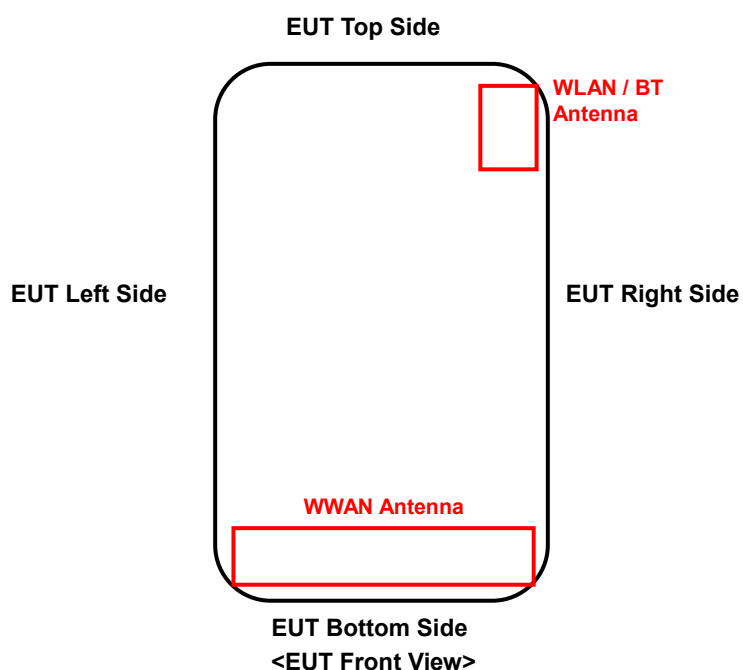


Holster – Rear View

FCC SAR Test Report



<Antenna Location>



The separation distance for antenna to edge:

Antenna	To Top Side (mm)	To Bottom Side (mm)	To Left Side (mm)	To Right Side (mm)
WWAN	130	3.16	1.93	1.93
WLAN / BT	6.95	110.72	62.53	4.58

FCC SAR Test Report

<Photographs of SAR Setup>



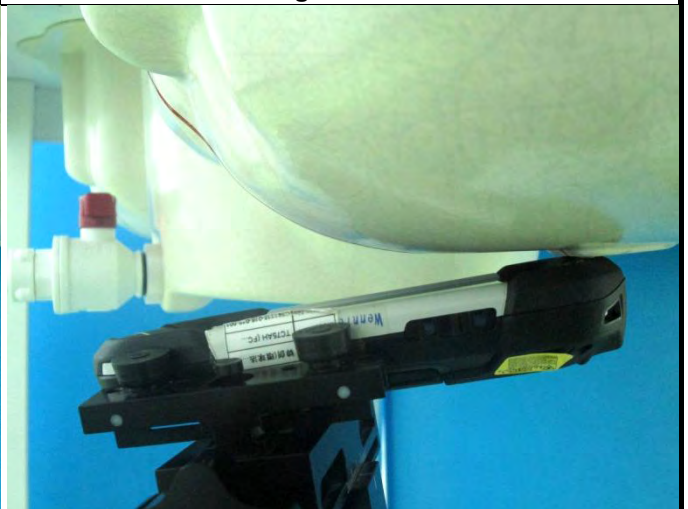
Right Cheek



Right Tilted





Left Cheek



Left Tilted

FCC SAR Test Report

	
<p>Front Face of EUT with 1.5 cm Gap (EUT Standalone)</p>	<p>Rear Face of EUT with 1.5 cm Gap (EUT Standalone)</p>
	
<p>Rear Face of EUT with 1.5 cm Gap (EUT + Earphone1)</p>	<p>Rear Face of EUT with 1.5 cm Gap (EUT + Earphone2)</p>
	
<p>Front Face of EUT with 0 cm Gap (EUT + Holster)</p>	

FCC SAR Test Report

