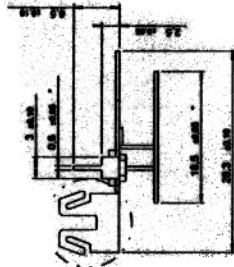
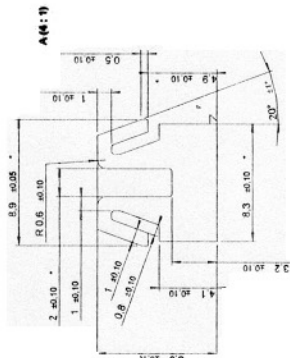
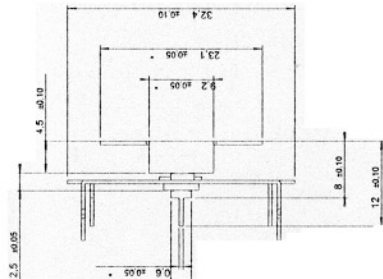
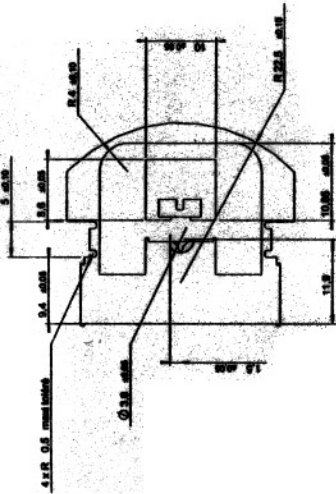
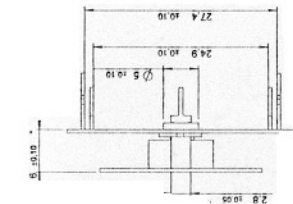


TITLE / DESCRIPTION:
SCANNER PHASER ANTENNA (P379/P470)

CRITICAL POINTS / POINTS CRITIQUES

P1: DIMENSIONS INDICATED WITH (*) ARE MEASUREMENTS OF THE PART



SPECIFICATIONS
 Frequency: 2.400-2.485 GHz
 VSWR: 1.5:1 2.485 GHz
 gain: under 2 dB max.
 SWR: under 2 dB max.
 material: stainless 301, 0.5 mm thickness 8I max.

REV: 001
 DATE: 10/11/99
 DESCRIPTION: SCANNER PHASER ANTENNA

REV: 001
 DATE: 10/11/99
 DESCRIPTION: SCANNER PHASER ANTENNA

REV: 001
 DATE: 10/11/99
 DESCRIPTION: SCANNER PHASER ANTENNA

REV: 001
 DATE: 10/11/99
 DESCRIPTION: SCANNER PHASER ANTENNA

REV: 001
 DATE: 10/11/99
 DESCRIPTION: SCANNER PHASER ANTENNA

REV: 001
 DATE: 10/11/99
 DESCRIPTION: SCANNER PHASER ANTENNA

REV: 001
 DATE: 10/11/99
 DESCRIPTION: SCANNER PHASER ANTENNA

REV: 001
 DATE: 10/11/99
 DESCRIPTION: SCANNER PHASER ANTENNA

REV: 001
 DATE: 10/11/99
 DESCRIPTION: SCANNER PHASER ANTENNA

REV: 001
 DATE: 10/11/99
 DESCRIPTION: SCANNER PHASER ANTENNA

REV: 001
 DATE: 10/11/99
 DESCRIPTION: SCANNER PHASER ANTENNA

REV: 001
 DATE: 10/11/99
 DESCRIPTION: SCANNER PHASER ANTENNA

REV: 001
 DATE: 10/11/99
 DESCRIPTION: SCANNER PHASER ANTENNA