

PCTEST ENGINEERING LABORATORY, INC.

DUT: Symbol MC9097-SKTH9AHA7WW; Type: Handheld Terminal; SN: ALP82117

Communication System: IDEN 800; Frequency: 815.475 MHz; Duty Cycle: 1:3

Medium: 835 Muscle ($\sigma = 0.99$ mho/m, $\epsilon_r = 52.58$, $\rho = 1000$ kg/m³)

Phantom section: Flat Section: Distance: 2.5cm. from DUT to Flat Phantom

Test Date: 05-04-2005; Ambient Temp: 23.6°C; Tissue Temp: 20.8°C

Probe: EX3DV4 - SN3550; ConvF(7.99, 7.99, 7.99); Calibrated: 10/26/2004

Sensor-Surface: 3mm (Mechanical Surface Detection)

Electronics: DAE4 Sn637; Calibrated: 9/22/2004

Phantom: SAM 12b; Type: SAM 4.0; Serial: TP:1197

Measurement SW: DASY4, V4.5 Build 19; Postprocessing SW: SEMCAD, V1.8 Build 146

Body, w/Holster, Ch.758, Li-Ion Battery, Fixed Ant, w/WLAN a 5.2, +BT, +SD card

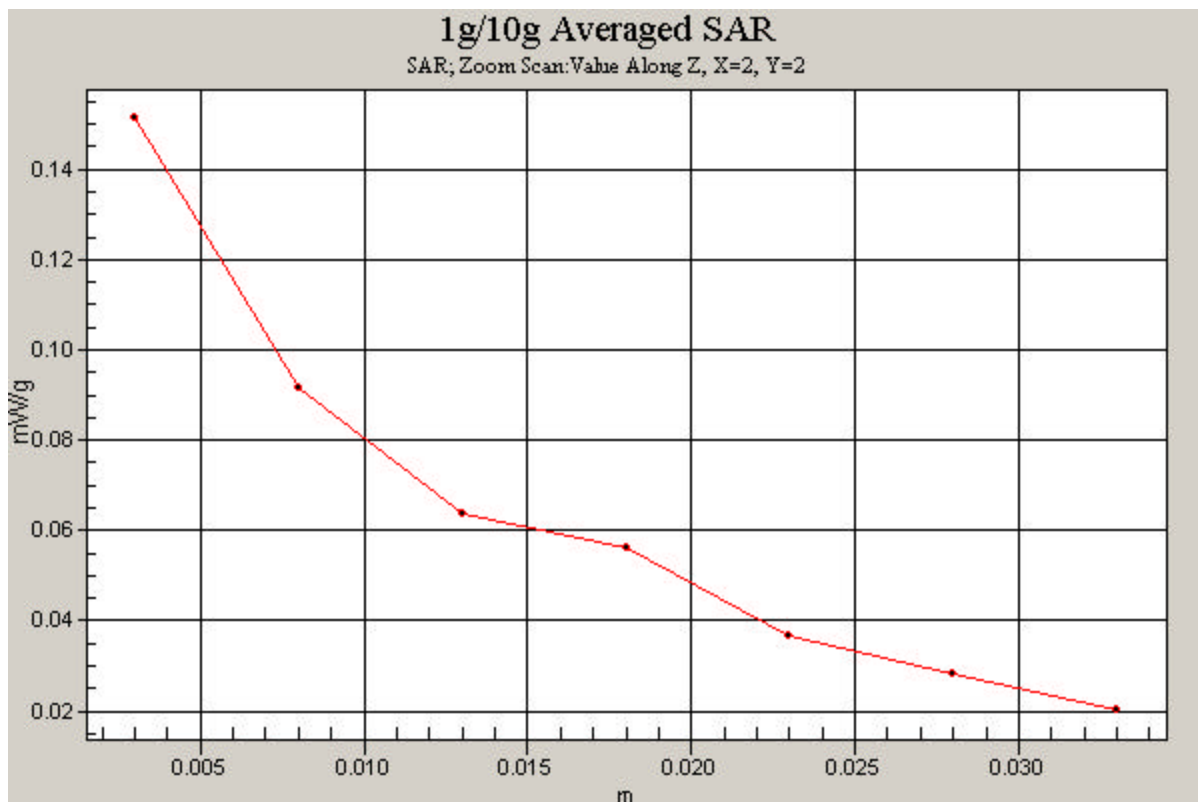
Area Scan (9x17x1): Measurement grid: dx=15mm, dy=15mm

Zoom Scan (5x5x7)/Cube 0: Measurement grid: dx=8mm, dy=8mm, dz=5mm

Reference Value = 8.47 V/m

Peak SAR (extrapolated) = 0.221 W/kg

SAR(1 g) = 0.129 mW/g; SAR(10 g) = 0.086 mW/g



PCTEST ENGINEERING LABORATORY, INC.

DUT: Symbol MC9097-SKTH9AHA7WW; Type: Handheld Terminal; SN: ALP82117

Communication System: IDEN 900MHz.; Frequency: 898.994 MHz; Duty Cycle: 1:3

Medium: 900 Muscle ($\sigma = 1.01$ mho/m, $\epsilon_r = 53.2$, $\rho = 1000$ kg/m³)

Phantom section: Flat Section; Distance: 2.5cm. from DUT to Flat Phnatom

Test Date: 07-19-2005; Ambient Temp: 23.5°C; Tissue Temp: 20.8°C

Probe: EX3DV4 - SN3550; ConvF(7.75, 7.75, 7.75); Calibrated: 10/26/2004

Sensor-Surface: 3mm (Mechanical Surface Detection)

Electronics: DAE4 Sn637; Calibrated: 9/22/2004

Phantom: SAM Sub; Type: SAM 4.0; Serial: TP:1357

Measurement SW: DASY4, V4.5 Build 19; Postprocessing SW: SEMCAD, V1.8 Build 146

Body, w/ Holster, Ch.239, Li-Ion Battery, Fixed Ant, +WLAN a 5.8, +BT,+ SD card

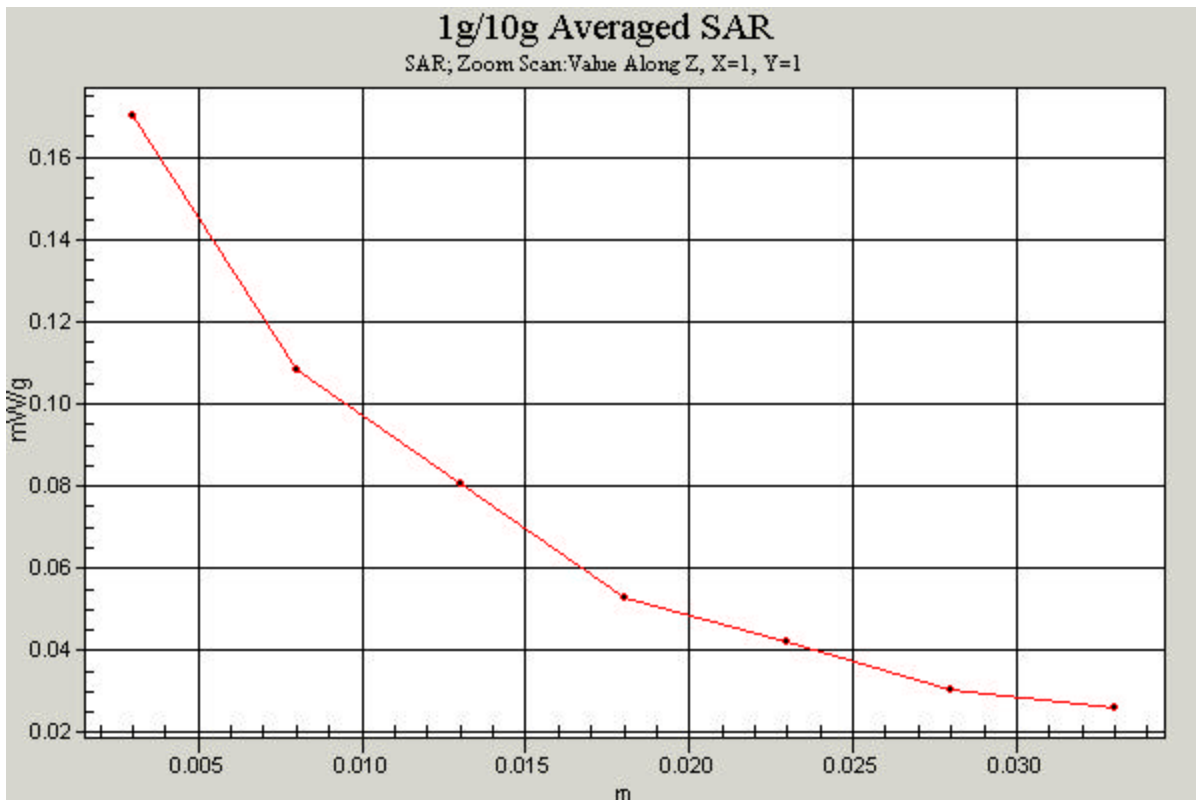
Area Scan (9x17x1): Measurement grid: dx=15mm, dy=15mm

Zoom Scan (5x5x7)/Cube 0: Measurement grid: dx=8mm, dy=8mm, dz=5mm

Reference Value = 10.2 V/m

Peak SAR (extrapolated) = 0.224 W/kg

SAR(1 g) = 0.148 mW/g; SAR(10 g) = 0.100 mW/g



PCTEST ENGINEERING LABORATORY, INC.

DUT: Symbol MC9097-SKTH9AHA7WW; Type: Handheld Terminal; SN: ALP82117

Communication System: IEEE 802.11b; Frequency: 2437 MHz; Duty Cycle: 1:1

Medium: 2450 Muscle ($\sigma = 1.95$ mho/m, $\epsilon_r = 53.64$, $\rho = 1000$ kg/m³)

Phantom section: Flat Section; Distance: 2.5cm. from DUT to Flat Phantom

Test Date: 05-09-2005; Ambient Temp: 23.5°C; Tissue Temp: 20.7°C

Probe: EX3DV4 - SN3550; ConvF(6.27, 6.27, 6.27); Calibrated: 10/26/2004

Sensor-Surface: 3mm (Mechanical Surface Detection)

Electronics: DAE4 Sn637; Calibrated: 9/22/2004

Phantom: SAM 12b; Type: SAM 4.0; Serial: TP:1197

Measurement SW: DASY4, V4.5 Build 19; Postprocessing SW: SEMCAD, V1.8 Build 146

Body, w/ Holster, Ch.06, 11Mbps, Li-Ion Battery, Ant. Aux, w/Iden 800, +BT,+SD card

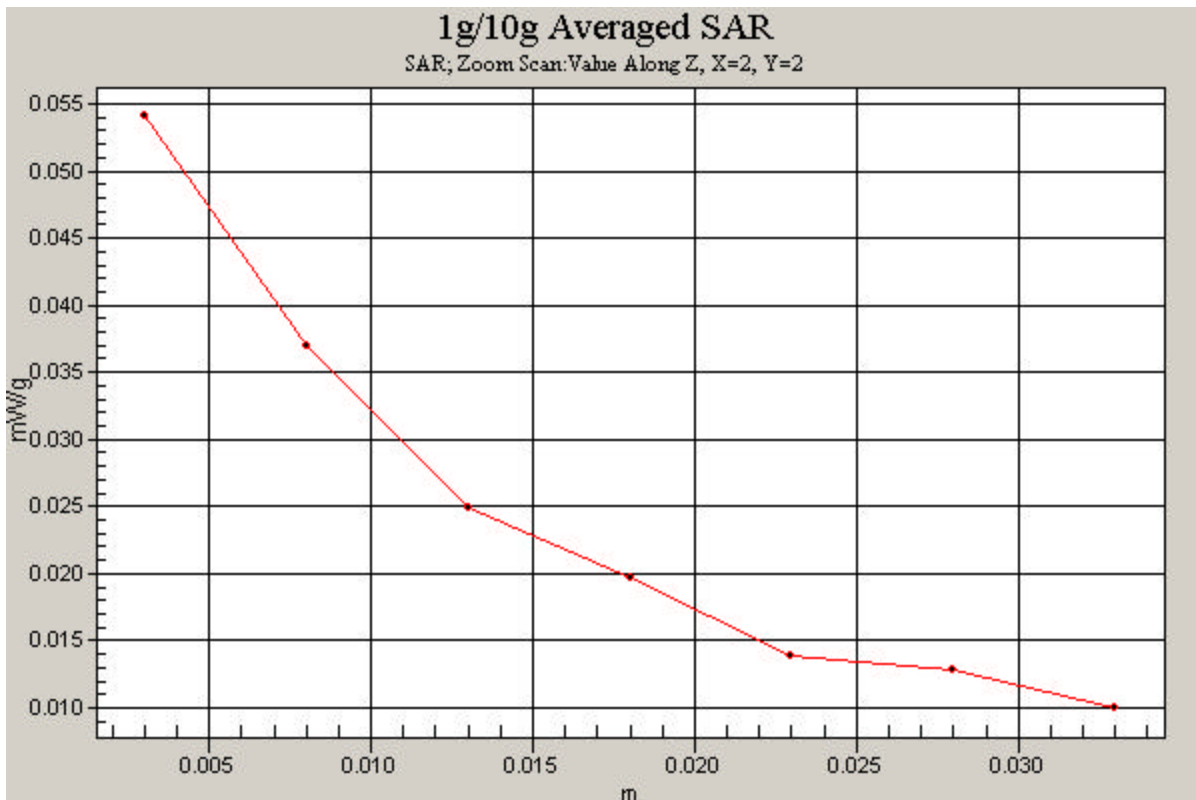
Area Scan (9x17x1): Measurement grid: dx=15mm, dy=15mm

Zoom Scan (5x5x7)/Cube 0: Measurement grid: dx=8mm, dy=8mm, dz=5mm

Reference Value = 4.10 V/m

Peak SAR (extrapolated) = 0.075 W/kg

SAR(1 g) = 0.047 mW/g; SAR(10 g) = 0.033 mW/g



PCTEST ENGINEERING LABORATORY, INC.

DUT: Symbol MC9097-SKTH9AHA7WW; Type: Handheld Terminal; SN: ALP82117

Communication System: IEEE 802.11a; Frequency: 5260 MHz; Duty Cycle: 1:1

Medium: 5300 Muscle ($\sigma = 5.49$ mho/m, $\epsilon_r = 47.65$, $\rho = 1000$ kg/m³)

Phantom section: Flat Section: Distance: 2.5cm. from DUT to Flat Phantom

Test Date: 05-10-2005; Ambient Temp: 23.6°C; Tissue Temp: 20.8°C

Probe: EX3DV4 - SN3550; ConvF(3.72, 3.72, 3.72); Calibrated: 10/26/2004

Sensor-Surface: 3mm (Mechanical Surface Detection)

Electronics: DAE4 Sn637; Calibrated: 9/22/2004

Phantom: SAM 12b; Type: SAM 4.0; Serial: TP:1197

Measurement SW: DASY4, V4.5 Build 19; Postprocessing SW: SEMCAD, V1.8 Build 146

Body, w/Holster, Ch.52, 9Mbps, Li-Ion Battery, Aux Ant, w/Iden 800, +BT,+SD card

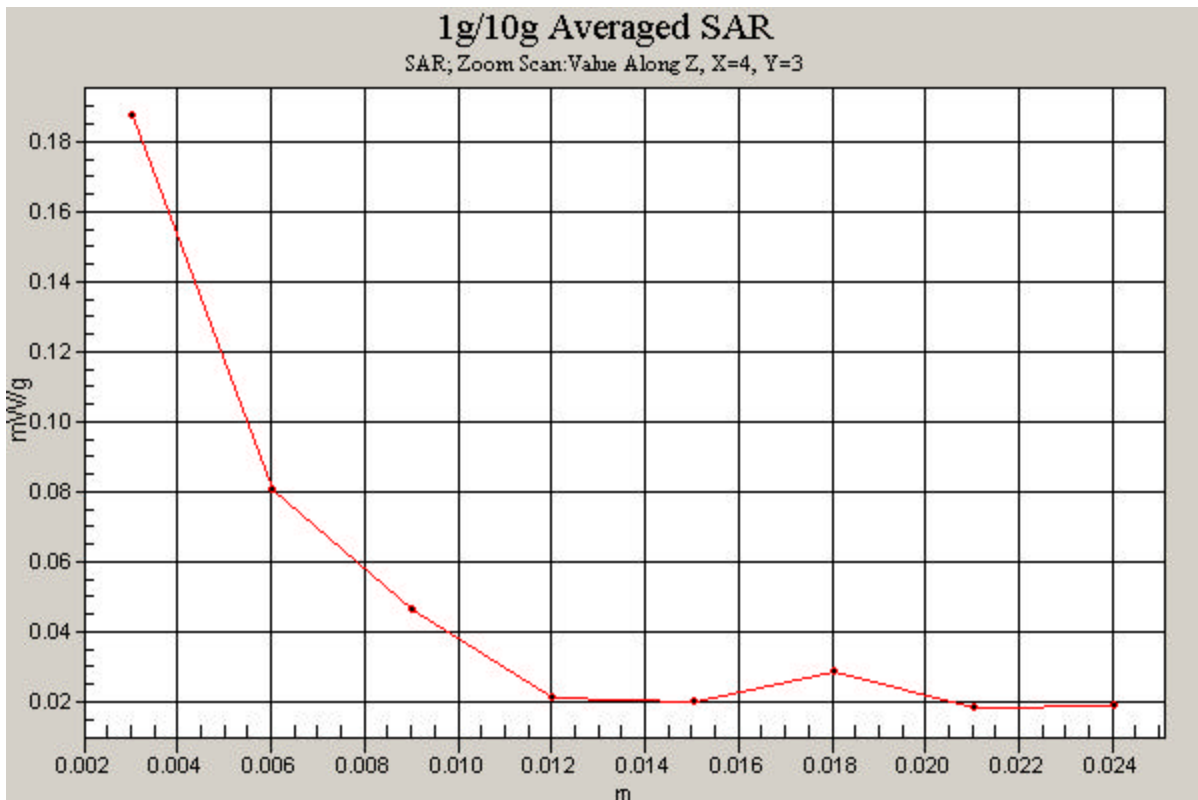
Area Scan (12x23x1): Measurement grid: dx=10mm, dy=10mm

Zoom Scan (8x8x8)/Cube 0: Measurement grid: dx=4.3mm, dy=4.3mm, dz=3mm

Reference Value = 4.50 V/m

Peak SAR (extrapolated) = 0.219 W/kg

SAR(1 g) = 0.124 mW/g; SAR(10 g) = 0.103 mW/g



PCTEST ENGINEERING LABORATORY, INC.

DUT: SYMBOL MC9097-SKTH9EHA7WW; Type: Handheld Terminal; SN: ALP82117

Communication System: IEEE 802.11a; Frequency: 5805 MHz; Duty Cycle: 1:1

Medium: 5800 Muscle ($\sigma = 5.98$ mho/m, $\epsilon_r = 46.74$, $\rho = 1000$ kg/m³)

Phantom section: Flat Section; Distance: 2.5cm. from DUT to Flat Phantom

Test Date: 05-11-2005; Ambient Temp: 23.7°C; Tissue Temp: 20.9°C

Probe: EX3DV4 - SN3550; ConvF(3.72, 3.72, 3.72); Calibrated: 10/26/2004

Sensor-Surface: 3mm (Mechanical Surface Detection)

Electronics: DAE4 Sn637; Calibrated: 9/22/2004

Phantom: SAM 12b; Type: SAM 4.0; Serial: TP:1197

Measurement SW: DASY4, V4.5 Build 19; Postprocessing SW: SEMCAD, V1.8 Build 146

Body, w/ Holster, Ch.161, 9Mbps, Li-Ion Battery, Aux Ant w/Iden 900, +BT,+SD card

Area Scan (12x23x1): Measurement grid: dx=10mm, dy=10mm

Zoom Scan (8x8x8)/Cube 0: Measurement grid: dx=4.3mm, dy=4.3mm, dz=3mm

Reference Value = 4.32 V/m

Peak SAR (extrapolated) = 0.408 W/kg

SAR(1 g) = 0.125 mW/g; SAR(10 g) = 0.101 mW/g

