






PHOTOGRAPHS OF THE TEST CONFIGURATION
CONDUCTED EMISSION TEST
(For BT)



RADIATED EMISSION TEST (For BT)



(For PART 22 & 24)



(SAR Test Set Up Photos) EVDO 2D QWERTY

A. RIGHT HEAD POSITION:



CHEEK



TILT

B. LEFT HEAD POSITION:



CHEEK



TILT

C. BODY POSITION:




FRONT

D. DESCRIPTION OF ANTENNA LOCATION:



EVDO 1D Numeric

A. RIGHT HEAD POSITION:



CHEEK



TILT

B. LEFT HEAD POSITION:



CHEEK



TILT

C. BODY POSITION:



BOTTOM

D. DESCRIPTION OF ANTENNA LOCATION:

