


## Liquid Level Photo

Tissue HSL2450MHz D=155mm(Date:2005/10/17)




Tissue HSL2450MHz D=151mm(Date:2005/10/18)




Tissue MSL2450MHz D=150mm(Date:2005/10/19)



**Tissue HSL5800MHz D=150mm(Date:2005/10/24)**



**Tissue MSL5800MHz D=150mm(Date:2005/10/25)**



Test Laboratory: Advance Data Technology

## Right Head-Cheek-11b-Ch1-Mode 1

**DUT: EDA-Enterprise Digital Assistant ; Type: MC7090 ; Test Frequency: 2412 MHz**

Communication System: 802.11b ; Frequency: 2412 MHz ; Duty Cycle: 1:1

Phantom: SAM 12 Medium parameters used:  $f = 2412$  MHz;  $\sigma = 1.76$  mho/m;  $\epsilon_r = 38.5$ ;  $\rho = 1000$  kg/m<sup>3</sup> ;

Liquid level: 155mm

Phantom section: Right Section ; DUT test position : Cheek ; Modulation type: CCK

Antenna type : PIFA Antenna ; Air temp. : 22.6 degrees ; Liquid temp. : 21.7 degrees

DASY4 Configuration:

- Probe: ET3DV6 - SN1790; ConvF(4.74, 4.74, 4.74) ; Calibrated: 2004/12/20

- Sensor-Surface: 4mm (Mechanical Surface Detection)

- Electronics: DAE3 Sn579; Calibrated: 2005/3/23

- Phantom: SAM 12; Type: SAM V4.0; Serial: TP 1202

- Measurement SW: DASY4, V4.5 Build 19; Postprocessing SW: SEMCAD, V1.8 Build 146

**Touch position - Low Channel 1/Area Scan (8x13x1):** Measurement grid: dx=15mm, dy=15mm

Maximum value of SAR (measured) = 0.271 mW/g

**Touch position - Low Channel 1/Zoom Scan (7x7x7) (7x7x7)/Cube 0:** Measurement grid:


dx=5mm, dy=5mm, dz=5mm

Reference Value = 10.2 V/m

Peak SAR (extrapolated) = 0.486 W/kg

**SAR(1 g) = 0.252 mW/g; SAR(10 g) = 0.133 mW/g**

Maximum value of SAR (measured) = 0.277 mW/g



Test Laboratory: Advance Data Technology

## Right Head-Cheek-11b-Ch6-Mode 1

**DUT: EDA-Enterprise Digital Assistant ; Type: MC7090 ; Test Frequency: 2437 MHz**

Communication System: 802.11b ; Frequency: 2437 MHz ; Duty Cycle: 1:1

Phantom: SAM 12 Medium parameters used:  $f = 2437$  MHz;  $\sigma = 1.79$  mho/m;  $\epsilon_r = 38.4$ ;  $\rho = 1000$  kg/m<sup>3</sup> ;  
Liquid level: 155mm

Phantom section: Right Section ; DUT test position : Cheek ; Modulation type: CCK


Antenna type : PIFA Antenna ; Air temp. : 22.6 degrees ; Liquid temp. : 21.7 degrees

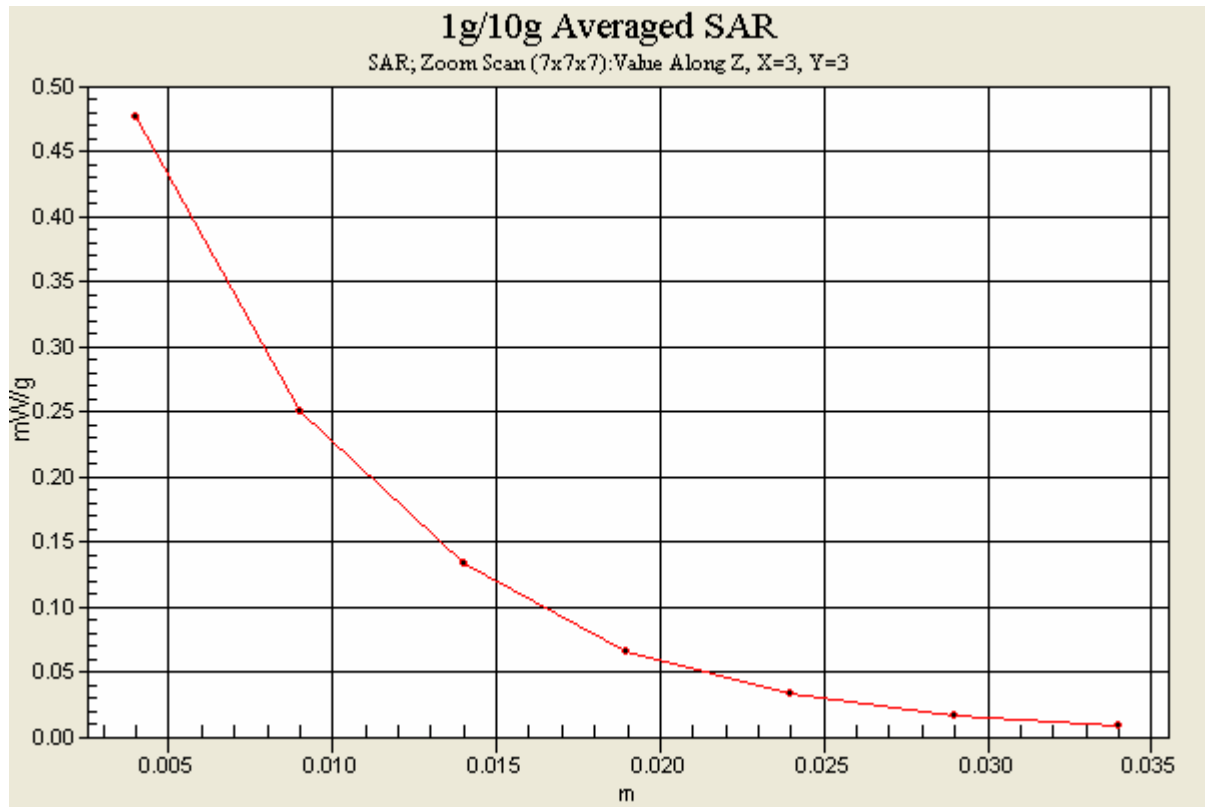
DASY4 Configuration:

- Probe: ET3DV6 - SN1790; ConvF(4.74, 4.74, 4.74) ; Calibrated: 2004/12/20
- Sensor-Surface: 4mm (Mechanical Surface Detection)
- Electronics: DAE3 Sn579; Calibrated: 2005/3/23
- Phantom: SAM 12; Type: SAM V4.0; Serial: TP 1202
- Measurement SW: DASY4, V4.5 Build 19; Postprocessing SW: SEMCAD, V1.8 Build 146

**Touch position - Mid Channel 6/Area Scan (8x13x1):** Measurement grid: dx=15mm, dy=15mm  
Maximum value of SAR (measured) = 0.477 mW/g

**Touch position - Mid Channel 6/Zoom Scan (7x7x7) (7x7x7)/Cube 0:** Measurement grid:  
dx=5mm, dy=5mm, dz=5mm  
Reference Value = 14.1 V/m  
Peak SAR (extrapolated) = 0.905 W/kg  
**SAR(1 g) = 0.438 mW/g; SAR(10 g) = 0.230 mW/g**





Test Laboratory: Advance Data Technology

## Right Head-Cheek-11b-Ch11-Mode 1

**DUT: EDA-Enterprise Digital Assistant ; Type: MC7090 ; Test Frequency: 2462 MHz**

Communication System: 802.11b ; Frequency: 2462 MHz ; Duty Cycle: 1:1

Phantom: SAM 12 Medium parameters used:  $f = 2462 \text{ MHz}$ ;  $\sigma = 1.82 \text{ mho/m}$ ;  $\epsilon_r = 38.3$ ;  $\rho = 1000 \text{ kg/m}^3$  ;

Liquid level: 155mm

Phantom section: Right Section ; DUT test position : Cheek ; Modulation type: CCK

Antenna type : PIFA Antenna ; Air temp. : 22.6 degrees ; Liquid temp. : 21.7 degrees

DASY4 Configuration:

- Probe: ET3DV6 - SN1790; ConvF(4.74, 4.74, 4.74) ; Calibrated: 2004/12/20

- Sensor-Surface: 4mm (Mechanical Surface Detection)

- Electronics: DAE3 Sn579; Calibrated: 2005/3/23

- Phantom: SAM 12; Type: SAM V4.0; Serial: TP 1202

- Measurement SW: DASY4, V4.5 Build 19; Postprocessing SW: SEMCAD, V1.8 Build 146

**Touch position - High Channel 11/Area Scan (8x13x1):** Measurement grid:  $dx=15\text{mm}$ ,  $dy=15\text{mm}$

Maximum value of SAR (measured) = 0.225 mW/g


**Touch position - High Channel 11/Zoom Scan (7x7x7) (7x7x7)/Cube 0:** Measurement grid:  $dx=5\text{mm}$ ,  $dy=5\text{mm}$ ,  $dz=5\text{mm}$

Reference Value = 9.22 V/m

Peak SAR (extrapolated) = 0.447 W/kg

**SAR(1 g) = 0.207 mW/g; SAR(10 g) = 0.109 mW/g**

Maximum value of SAR (measured) = 0.224 mW/g



Test Laboratory: Advance Data Technology

## Right Head-Tilt-11b-Ch1-Mode 2

**DUT: EDA-Enterprise Digital Assistant ; Type: MC7090 ; Test Frequency: 2412 MHz**

Communication System: 802.11b ; Frequency: 2412 MHz; Duty Cycle: 1:1

Medium: HSL2450 Medium parameters used:  $f = 2412$  MHz;  $\sigma = 1.76$  mho/m;  $\epsilon_r = 38.5$ ;  $\rho = 1000$  kg/m<sup>3</sup> ;

Liquid level: 155 mm

Phantom section: Right Section ; DUT test position : Tilt ; Modulation type: CCK

Antenna type : PIFA Antenna ; Air temp. : 22.6 degrees ; Liquid temp. : 21.7 degrees

DASY4 Configuration:

- Probe: ET3DV6 - SN1790 ; ConvF(4.74, 4.74, 4.74) ; Calibrated: 2004/12/20

- Sensor-Surface: 4mm (Mechanical Surface Detection)

- Electronics: DAE3 Sn579; Calibrated: 2005/3/23

- Phantom: SAM 12; Type: SAM V4.0; Serial: TP 1202

- Measurement SW: DASY4, V4.5 Build 19; Postprocessing SW: SEMCAD, V1.8 Build 146

**Tilt position - Low Channel 1/Area Scan (8x13x1):** Measurement grid: dx=15mm, dy=15mm

Maximum value of SAR (measured) = 0.189 mW/g

**Tilt position - Low Channel 1/Zoom Scan (7x7x7) (7x7x7)/Cube 0:** Measurement grid:


dx=5mm, dy=5mm, dz=5mm

Reference Value = 8.87 V/m

Peak SAR (extrapolated) = 0.398 W/kg

**SAR(1 g) = 0.175 mW/g; SAR(10 g) = 0.090 mW/g**

Maximum value of SAR (measured) = 0.191 mW/g





Test Laboratory: Advance Data Technology

## Right Head-Tilt-11b-Ch6-Mode 2

**DUT: EDA-Enterprise Digital Assistant ; Type: MC7090 ; Test Frequency: 2437 MHz**

Communication System: 802.11b ; Frequency: 2437 MHz; Duty Cycle: 1:1

Medium: HSL2450 Medium parameters used:  $f = 2437$  MHz;  $\sigma = 1.79$  mho/m;  $\epsilon_r = 38.4$ ;  $\rho = 1000$  kg/m<sup>3</sup> ;

Liquid level: 155 mm

Phantom section: Right Section ; DUT test position : Tilt ; Modulation type: CCK

Antenna type : PIFA Antenna ; Air temp. : 22.6 degrees ; Liquid temp. : 21.7 degrees

DASY4 Configuration:

- Probe: ET3DV6 - SN1790 ; ConvF(4.74, 4.74, 4.74) ; Calibrated: 2004/12/20

- Sensor-Surface: 4mm (Mechanical Surface Detection)

- Electronics: DAE3 Sn579; Calibrated: 2005/3/23

- Phantom: SAM 12; Type: SAM V4.0; Serial: TP 1202

- Measurement SW: DASY4, V4.5 Build 19; Postprocessing SW: SEMCAD, V1.8 Build 146

**Tilt position - Mid Channel 6/Area Scan (8x13x1):** Measurement grid: dx=15mm, dy=15mm

Maximum value of SAR (measured) = 0.340 mW/g

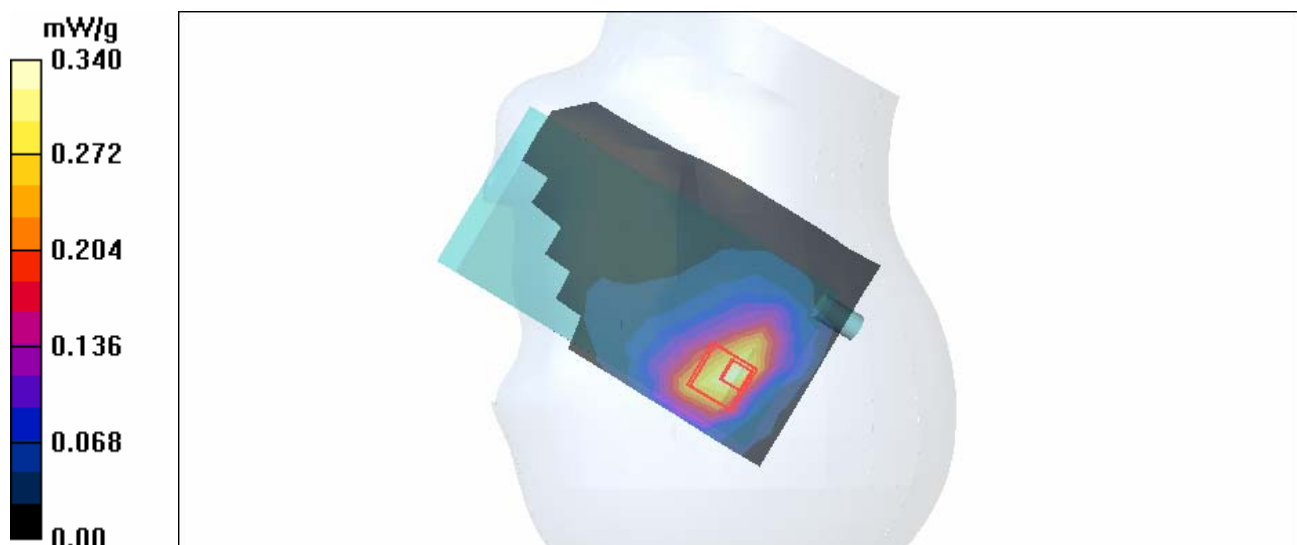
**Tilt position - Mid Channel 6/Zoom Scan (7x7x7) (7x7x7)/Cube 0:** Measurement grid:

dx=5mm, dy=5mm, dz=5mm

Reference Value = 12.2 V/m

Peak SAR (extrapolated) = 0.752 W/kg

**SAR(1 g) = 0.317 mW/g; SAR(10 g) = 0.161 mW/g**



Test Laboratory: Advance Data Technology

## Right Head-Tilt-11b-Ch11-Mode 2

**DUT: EDA-Enterprise Digital Assistant ; Type: MC7090 ; Test Frequency: 2462 MHz**

Communication System: 802.11b ; Frequency: 2462 MHz; Duty Cycle: 1:1

Medium: HSL2450 Medium parameters used:  $f = 2462$  MHz;  $\sigma = 1.82$  mho/m;  $\epsilon_r = 38.3$ ;  $\rho = 1000$  kg/m<sup>3</sup> ;

Liquid level: 155 mm

Phantom section: Right Section ; DUT test position : Tilt ; Modulation type: CCK

Antenna type : PIFA Antenna ; Air temp. : 22.6 degrees ; Liquid temp. : 21.7 degrees

DASY4 Configuration:

- Probe: ET3DV6 - SN1790 ; ConvF(4.74, 4.74, 4.74) ; Calibrated: 2004/12/20

- Sensor-Surface: 4mm (Mechanical Surface Detection)

- Electronics: DAE3 Sn579; Calibrated: 2005/3/23

- Phantom: SAM 12; Type: SAM V4.0; Serial: TP 1202

- Measurement SW: DASY4, V4.5 Build 19; Postprocessing SW: SEMCAD, V1.8 Build 146

**Tilt position - High Channel 11/Area Scan (8x13x1):** Measurement grid: dx=15mm, dy=15mm

Maximum value of SAR (measured) = 0.167 mW/g

**Tilt position - High Channel 11/Zoom Scan (7x7x7) (7x7x7)/Cube 0:** Measurement grid:


dx=5mm, dy=5mm, dz=5mm

Reference Value = 8.31 V/m

Peak SAR (extrapolated) = 0.365 W/kg

**SAR(1 g) = 0.154 mW/g; SAR(10 g) = 0.077 mW/g**

Maximum value of SAR (measured) = 0.165 mW/g



Test Laboratory: Advance Data Technology

### Left Head-Cheek-11b-Ch1-Mode 3

**DUT: EDA-Enterprise Digital Assistant ; Type: MC7090 ; Test Frequency: 2412 MHz**

Communication System: 802.11b ; Frequency: 2412 MHz ; Duty Cycle: 1:1

Phantom: SAM 12 Medium parameters used:  $f = 2412$  MHz;  $\sigma = 1.76$  mho/m;  $\epsilon_r = 38.5$ ;  $\rho = 1000$  kg/m<sup>3</sup> ;

Liquid level: 155mm

Phantom section: Left Section ; DUT test position : Cheek ; Modulation type: CCK

Antenna type : PIFA Antenna ; Air temp. : 22.6 degrees ; Liquid temp. : 21.7 degrees

DASY4 Configuration:

- Probe: ET3DV6 - SN1790; ConvF(4.74, 4.74, 4.74) ; Calibrated: 2004/12/20

- Sensor-Surface: 4mm (Mechanical Surface Detection)

- Electronics: DAE3 Sn579; Calibrated: 2005/3/23

- Phantom: SAM 12; Type: SAM V4.0; Serial: TP 1202

- Measurement SW: DASY4, V4.5 Build 19; Postprocessing SW: SEMCAD, V1.8 Build 146

**Touch position - Low Channel 1/Area Scan (8x13x1):** Measurement grid: dx=15mm, dy=15mm

Maximum value of SAR (measured) = 0.185 mW/g

**Touch position - Low Channel 1/Zoom Scan (7x7x7) (7x7x7)/Cube 0:** Measurement grid:

dx=5mm, dy=5mm, dz=5mm

Reference Value = 10.8 V/m

Peak SAR (extrapolated) = 0.389 W/kg

**SAR(1 g) = 0.183 mW/g; SAR(10 g) = 0.088 mW/g**

Maximum value of SAR (measured) = 0.198 mW/g

**Touch position - Low Channel 1/Zoom Scan (7x7x7) (7x7x7)/Cube 1:** Measurement grid:

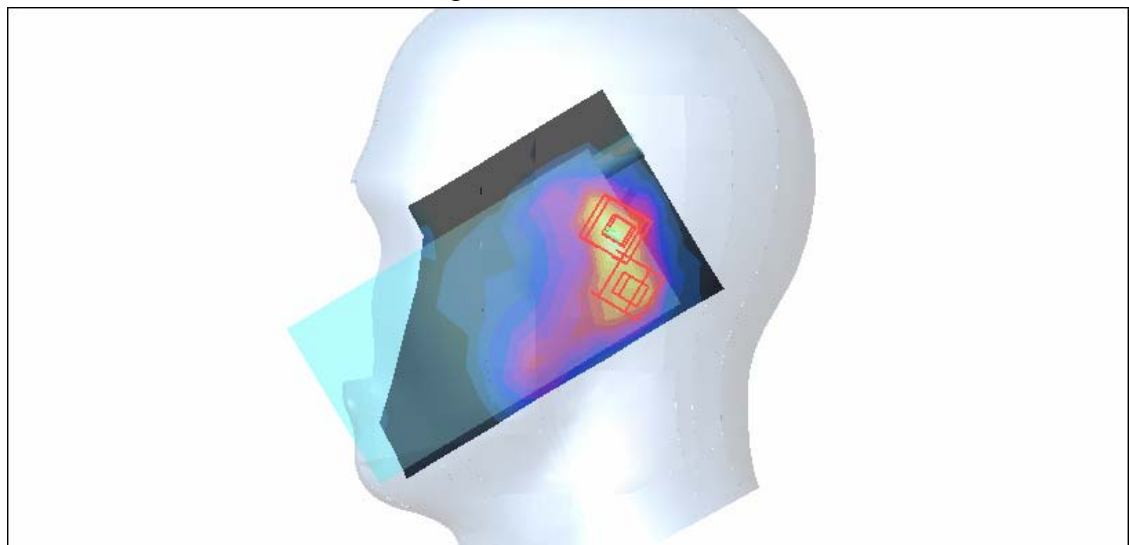
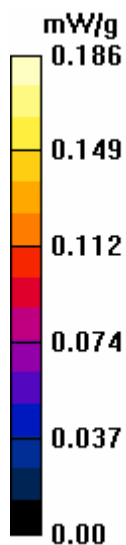
dx=5mm, dy=5mm, dz=5mm

Reference Value = 10.8 V/m

Peak SAR (extrapolated) = 0.372 W/kg

**SAR(1 g) = 0.148 mW/g; SAR(10 g) = 0.082 mW/g**

Maximum value of SAR (measured) = 0.186 mW/g



Test Laboratory: Advance Data Technology

### Left Head-Cheek-11b-Ch6-Mode 3

**DUT: EDA-Enterprise Digital Assistant ; Type: MC7090 ; Test Frequency: 2437 MHz**

Communication System: 802.11b ; Frequency: 2437 MHz ; Duty Cycle: 1:1

Phantom: SAM 12 Medium parameters used:  $f = 2437$  MHz;  $\sigma = 1.79$  mho/m;  $\epsilon_r = 38.4$ ;  $\rho = 1000$  kg/m<sup>3</sup> ;  
Liquid level: 155mm

Phantom section: Left Section ; DUT test position : Cheek ; Modulation type: CCK

Antenna type : PIFA Antenna ; Air temp. : 22.6 degrees ; Liquid temp. : 21.7 degrees

DASY4 Configuration:

- Probe: ET3DV6 - SN1790; ConvF(4.74, 4.74, 4.74) ; Calibrated: 2004/12/20
- Sensor-Surface: 4mm (Mechanical Surface Detection)
- Electronics: DAE3 Sn579; Calibrated: 2005/3/23
- Phantom: SAM 12; Type: SAM V4.0; Serial: TP 1202
- Measurement SW: DASY4, V4.5 Build 19; Postprocessing SW: SEMCAD, V1.8 Build 146

**Touch position - Mid Channel 6/Area Scan (8x13x1):** Measurement grid: dx=15mm, dy=15mm

Maximum value of SAR (measured) = 0.222 mW/g

**Touch position - Mid Channel 6/Zoom Scan (7x7x7) (7x7x7)/Cube 0:** Measurement grid:

dx=5mm, dy=5mm, dz=5mm

Reference Value = 12.2 V/m

Peak SAR (extrapolated) = 0.478 W/kg

**SAR(1 g) = 0.217 mW/g; SAR(10 g) = 0.106 mW/g**

Maximum value of SAR (measured) = 0.235 mW/g

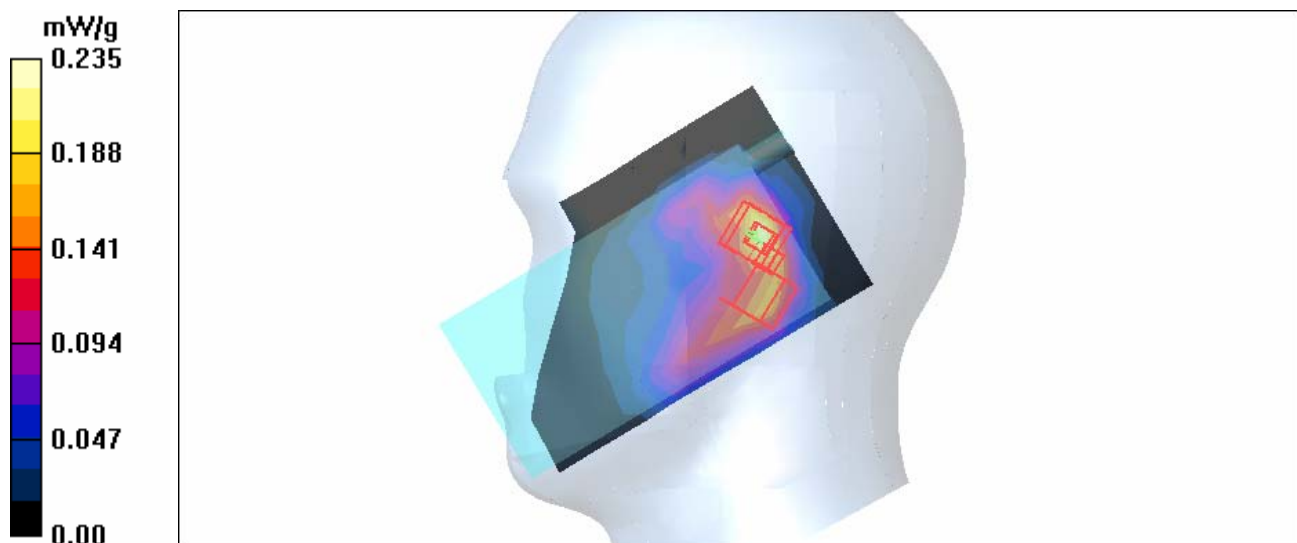
**Touch position - Mid Channel 6/Zoom Scan (7x7x7) (7x7x7)/Cube 1:** Measurement grid:

dx=5mm, dy=5mm, dz=5mm

Reference Value = 12.2 V/m

Peak SAR (extrapolated) = 0.473 W/kg

**SAR(1 g) = 0.181 mW/g; SAR(10 g) = 0.087 mW/g**



Test Laboratory: Advance Data Technology

### Left Head-Cheek-11b-Ch11-Mode 3

**DUT: EDA-Enterprise Digital Assistant ; Type: MC7090 ; Test Frequency: 2462 MHz**

Communication System: 802.11b ; Frequency: 2462 MHz ; Duty Cycle: 1:1

Phantom: SAM 12 Medium parameters used:  $f = 2462$  MHz;  $\sigma = 1.82$  mho/m;  $\epsilon_r = 38.3$ ;  $\rho = 1000$  kg/m<sup>3</sup> ;

Liquid level: 155mm

Phantom section: Left Section ; DUT test position : Cheek ; Modulation type: CCK

Antenna type : PIFA Antenna ; Air temp. : 22.6 degrees ; Liquid temp. : 21.7 degrees

DASY4 Configuration:

- Probe: ET3DV6 - SN1790; ConvF(4.74, 4.74, 4.74) ; Calibrated: 2004/12/20

- Sensor-Surface: 4mm (Mechanical Surface Detection)

- Electronics: DAE3 Sn579; Calibrated: 2005/3/23

- Phantom: SAM 12; Type: SAM V4.0; Serial: TP 1202

- Measurement SW: DASY4, V4.5 Build 19; Postprocessing SW: SEMCAD, V1.8 Build 146

**Touch position - High Channel 11/Area Scan (8x13x1):** Measurement grid: dx=15mm, dy=15mm

Maximum value of SAR (measured) = 0.166 mW/g

**Touch position - High Channel 11/Zoom Scan (7x7x7) (7x7x7)/Cube 0:** Measurement grid:

dx=5mm, dy=5mm, dz=5mm

Reference Value = 9.8 V/m

Peak SAR (extrapolated) = 0.345 W/kg

**SAR(1 g) = 0.150 mW/g; SAR(10 g) = 0.071 mW/g**

Maximum value of SAR (measured) = 0.161 mW/g

**Touch position - High Channel 11/Zoom Scan (7x7x7) (7x7x7)/Cube 1:** Measurement grid:

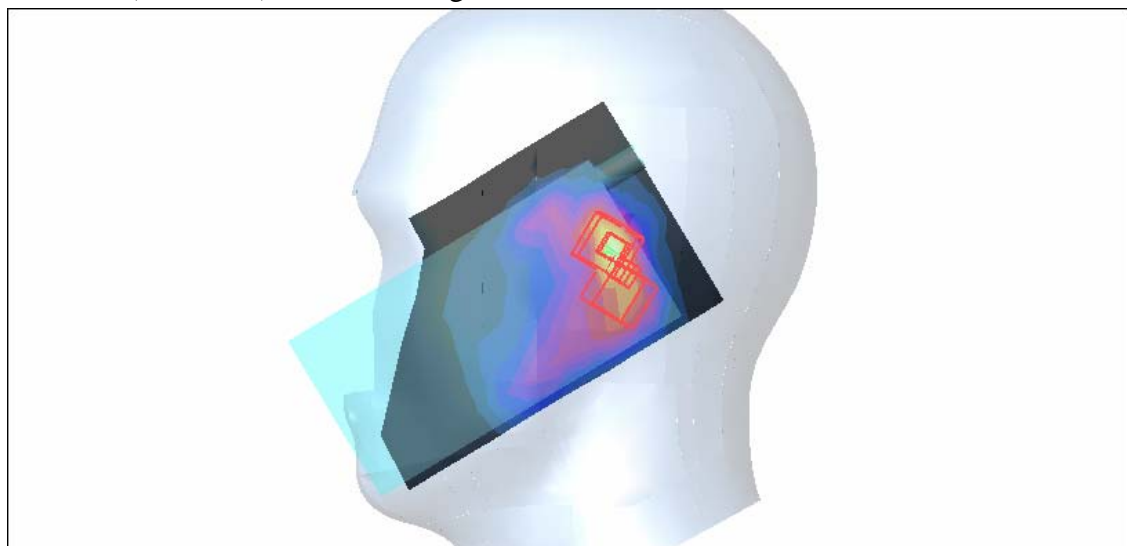
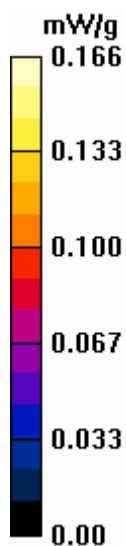
dx=5mm, dy=5mm, dz=5mm

Reference Value = 9.8 V/m

Peak SAR (extrapolated) = 0.335 W/kg

**SAR(1 g) = 0.117 mW/g; SAR(10 g) = 0.058 mW/g**

Maximum value of SAR (measured) = 0.159 mW/g



Test Laboratory: Advance Data Technology

### Left Head-Tilt-11b-Ch1-Mode 4

**DUT: EDA-Enterprise Digital Assistant ; Type: MC7090 ; Test Frequency: 2412 MHz**

Communication System: 802.11b ; Frequency: 2412 MHz; Duty Cycle: 1:1

Medium: HSL2450 Medium parameters used:  $f = 2412$  MHz;  $\sigma = 1.76$  mho/m;  $\epsilon_r = 38.5$ ;  $\rho = 1000$  kg/m<sup>3</sup> ;

Liquid level: 155 mm

Phantom section: Left Section ; DUT test position : Tilt ; Modulation type: CCK

Antenna type : PIFA Antenna ; Air temp. : 22.6 degrees ; Liquid temp. : 21.7 degrees

DASY4 Configuration:

- Probe: ET3DV6 - SN1790 ; ConvF(4.74, 4.74, 4.74) ; Calibrated: 2004/12/20

- Sensor-Surface: 4mm (Mechanical Surface Detection)

- Electronics: DAE3 Sn579; Calibrated: 2005/3/23

- Phantom: SAM 12; Type: SAM V4.0; Serial: TP 1202

- Measurement SW: DASY4, V4.5 Build 19; Postprocessing SW: SEMCAD, V1.8 Build 146

**Tilt position - Low Channel 1/Area Scan (8x13x1):** Measurement grid: dx=15mm, dy=15mm

Maximum value of SAR (measured) = 0.162 mW/g

**Tilt position - Low Channel 1/Zoom Scan (7x7x7) (7x7x7)/Cube 0:** Measurement grid:

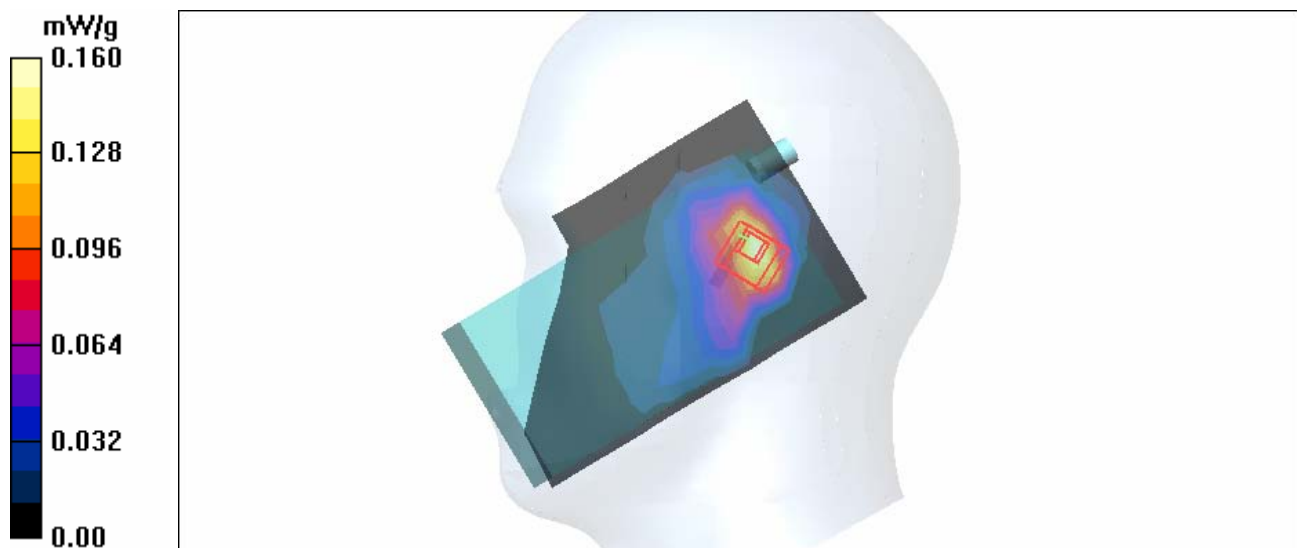
dx=5mm, dy=5mm, dz=5mm

Reference Value = 9.8 V/m

Peak SAR (extrapolated) = 0.335 W/kg

**SAR(1 g) = 0.150 mW/g; SAR(10 g) = 0.072 mW/g**

Maximum value of SAR (measured) = 0.160 mW/g



Test Laboratory: Advance Data Technology

### Left Head-Tilt-11b-Ch6-Mode 4

**DUT: EDA-Enterprise Digital Assistant ; Type: MC7090 ; Test Frequency: 2437 MHz**

Communication System: 802.11b ; Frequency: 2437 MHz; Duty Cycle: 1:1

Medium: HSL2450 Medium parameters used:  $f = 2437$  MHz;  $\sigma = 1.79$  mho/m;  $\epsilon_r = 38.4$ ;  $\rho = 1000$  kg/m<sup>3</sup> ;

Liquid level: 155 mm

Phantom section: Left Section ; DUT test position : Tilt ; Modulation type: CCK

Antenna type : PIFA Antenna ; Air temp. : 22.6 degrees ; Liquid temp. : 21.7 degrees

DASY4 Configuration:

- Probe: ET3DV6 - SN1790 ; ConvF(4.74, 4.74, 4.74) ; Calibrated: 2004/12/20

- Sensor-Surface: 4mm (Mechanical Surface Detection)

- Electronics: DAE3 Sn579; Calibrated: 2005/3/23

- Phantom: SAM 12; Type: SAM V4.0; Serial: TP 1202

- Measurement SW: DASY4, V4.5 Build 19; Postprocessing SW: SEMCAD, V1.8 Build 146

**Tilt position - Mid Channel 6/Area Scan (8x13x1):** Measurement grid: dx=15mm, dy=15mm

Maximum value of SAR (measured) = 0.234 mW/g

**Tilt position - Mid Channel 6/Zoom Scan (7x7x7) (7x7x7)/Cube 0:** Measurement grid:


dx=5mm, dy=5mm, dz=5mm

Reference Value = 12.2 V/m

Peak SAR (extrapolated) = 0.462 W/kg

**SAR(1 g) = 0.214 mW/g; SAR(10 g) = 0.105 mW/g**

Maximum value of SAR (measured) = 0.233 mW/g



Test Laboratory: Advance Data Technology

**Left Head-Tilt-11b-Ch11-Mode 4**

**DUT: EDA-Enterprise Digital Assistant ; Type: MC7090 ; Test Frequency: 2462 MHz**

Communication System: 802.11b ; Frequency: 2462 MHz; Duty Cycle: 1:1

Medium: HSL2450 Medium parameters used:  $f = 2462$  MHz;  $\sigma = 1.82$  mho/m;  $\epsilon_r = 38.3$ ;  $\rho = 1000$  kg/m<sup>3</sup> ;

Liquid level: 155 mm

Phantom section: Left Section ; DUT test position : Tilt ; Modulation type: CCK

Antenna type : PIFA Antenna ; Air temp. : 22.6 degrees ; Liquid temp. : 21.7 degrees

DASY4 Configuration:

- Probe: ET3DV6 - SN1790 ; ConvF(4.74, 4.74, 4.74) ; Calibrated: 2004/12/20
- Sensor-Surface: 4mm (Mechanical Surface Detection)
- Electronics: DAE3 Sn579; Calibrated: 2005/3/23
- Phantom: SAM 12; Type: SAM V4.0; Serial: TP 1202
- Measurement SW: DASY4, V4.5 Build 19; Postprocessing SW: SEMCAD, V1.8 Build 146

**Tilt position - High Channel 11/Area Scan (8x13x1):** Measurement grid: dx=15mm, dy=15mm

Maximum value of SAR (measured) = 0.142 mW/g

**Tilt position - High Channel 11/Zoom Scan (7x7x7) (7x7x7)/Cube 0:** Measurement grid:

dx=5mm, dy=5mm, dz=5mm

Reference Value = 9.53 V/m

Peak SAR (extrapolated) = 0.287 W/kg

**SAR(1 g) = 0.132 mW/g; SAR(10 g) = 0.065 mW/g**

Maximum value of SAR (measured) = 0.145 mW/g

**Tilt position - High Channel 11/Zoom Scan (7x7x7) (7x7x7)/Cube 1:** Measurement grid:


dx=5mm, dy=5mm, dz=5mm

Reference Value = 9.53 V/m

Peak SAR (extrapolated) = 0.288 W/kg

**SAR(1 g) = 0.132 mW/g; SAR(10 g) = 0.059 mW/g**

Maximum value of SAR (measured) = 0.144 mW/g





Test Laboratory: Advance Data Technology

## Body Worn-11b-Ch1-Keypad Up-Mode 5

**DUT: EDA-Enterprise Digital Assistant ; Type: MC7090 ; Test Frequency: 2412 MHz**

Communication System: 802.11b ; Frequency: 2412 MHz ; Duty Cycle: 1:1 ; Modulation type: CCK  
 Medium: MSL2450 Medium parameters used:  $f = 2412 \text{ MHz}$ ;  $\sigma = 1.94 \text{ mho/m}$ ;  $\epsilon_r = 51$ ;  $\rho = 1000 \text{ kg/m}^3$  ; Liquid level : 150mm

Phantom section: Flat Section ; Separation distance : 0 mm (The front side of the EUT to the Phantom)  
 Antenna type : PIFA Antenna ; Air temp. : 22.4 degrees ; Liquid temp. : 21.3 degrees

DASY4 Configuration:

- Probe: ET3DV6 - SN1790 ; ConvF(4.35, 4.35, 4.35) ; Calibrated: 2004/12/20
- Sensor-Surface: 4mm (Mechanical Surface Detection)
- Electronics: DAE3 Sn579 ; Calibrated: 2005/3/23
- Phantom: SAM 12 ; Type: SAM V4.0 ; Serial: TP 1202
- Measurement SW: DASY4, V4.5 Build 19 ; Postprocessing SW: SEMCAD, V1.8 Build 146

**Low Channel 1/Area Scan (9x13x1):** Measurement grid:  $dx=15\text{mm}$ ,  $dy=15\text{mm}$

Maximum value of SAR (measured) = 0.068 mW/g

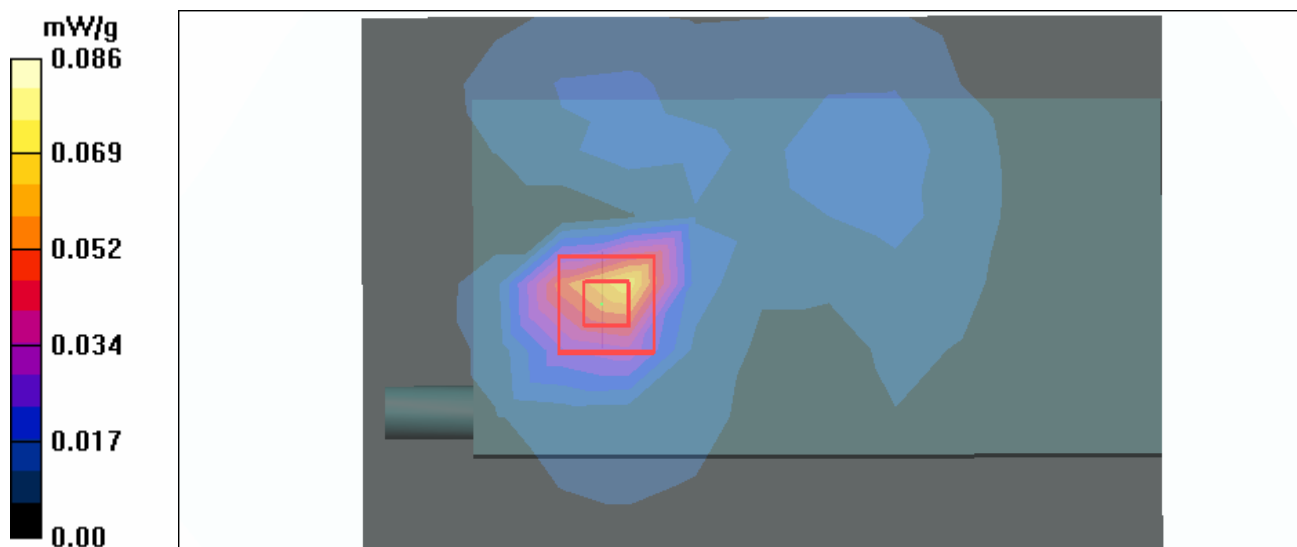
**Low Channel 1/Zoom Scan (7x7x7) (7x7x7)/Cube 0:** Measurement grid:  $dx=5\text{mm}$ ,  $dy=5\text{mm}$ ,  $dz=5\text{mm}$

Reference Value = 1.95 V/m

Peak SAR (extrapolated) = 0.124 W/kg

**SAR(1 g) = 0.075 mW/g; SAR(10 g) = 0.035 mW/g**

Maximum value of SAR (measured) = 0.086 mW/g



Test Laboratory: Advance Data Technology

## Body Worn-11b-Ch6-Keypad Up-Mode 5

**DUT: EDA-Enterprise Digital Assistant ; Type: MC7090 ; Test Frequency: 2437 MHz**

Communication System: 802.11b ; Frequency: 2437 MHz ; Duty Cycle: 1:1 ; Modulation type: CCK  
Medium: MSL2450 Medium parameters used:  $f = 2437$  MHz;  $\sigma = 1.97$  mho/m;  $\epsilon_r = 50.9$ ;  $\rho = 1000$  kg/m<sup>3</sup> ; Liquid level : 150mm

Phantom section: Flat Section ; Separation distance : 0 mm (The front side of the EUT to the Phantom)  
Antenna type : PIFA Antenna ; Air temp. : 22.4 degrees ; Liquid temp. : 21.3 degrees

DASY4 Configuration:

- Probe: ET3DV6 - SN1790 ; ConvF(4.35, 4.35, 4.35) ; Calibrated: 2004/12/20
- Sensor-Surface: 4mm (Mechanical Surface Detection)
- Electronics: DAE3 Sn579 ; Calibrated: 2005/3/23
- Phantom: SAM 12 ; Type: SAM V4.0 ; Serial: TP 1202
- Measurement SW: DASY4, V4.5 Build 19 ; Postprocessing SW: SEMCAD, V1.8 Build 146

**Mid Channel 6/Area Scan (9x13x1):** Measurement grid: dx=15mm, dy=15mm

Maximum value of SAR (measured) = 0.089 mW/g

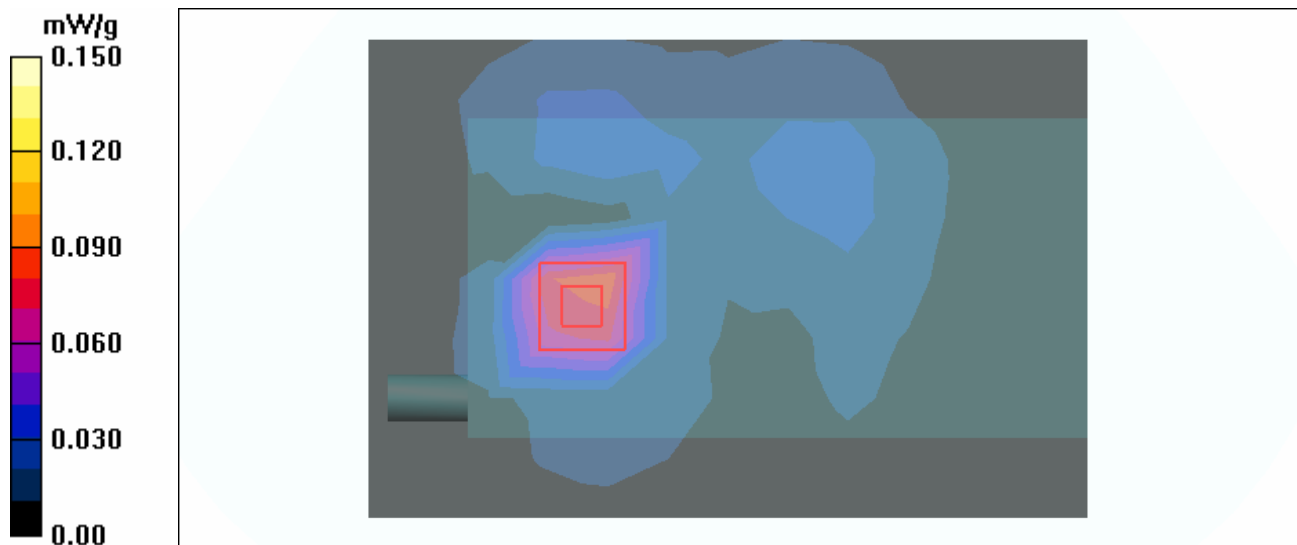
**Mid Channel 6/Zoom Scan (7x7x7) (7x7x7)/Cube 0:** Measurement grid: dx=5mm, dy=5mm, dz=5mm

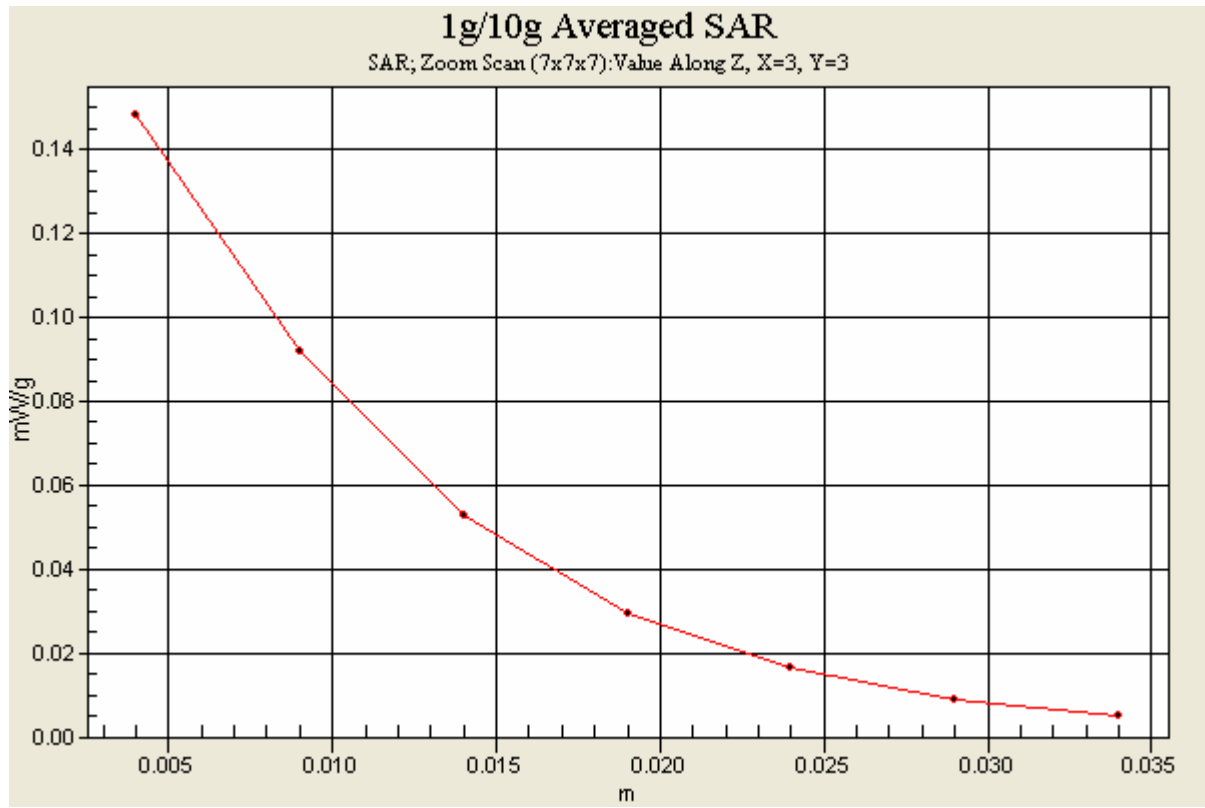
Reference Value = 2.58 V/m

Peak SAR (extrapolated) = 0.217 W/kg

**SAR(1 g) = 0.128 mW/g; SAR(10 g) = 0.060 mW/g**

Maximum value of SAR (measured) = 0.150 mW/g





Test Laboratory: Advance Data Technology

## Body Worn-11b-Ch11-Keypad Up-Mode 5

**DUT: EDA-Enterprise Digital Assistant ; Type: MC7090 ; Test Frequency: 2462 MHz**

Communication System: 802.11b ; Frequency: 2462 MHz ; Duty Cycle: 1:1 ; Modulation type: CCK  
Medium: MSL2450 Medium parameters used:  $f = 2462$  MHz;  $\sigma = 2.01$  mho/m;  $\epsilon_r = 50.8$ ;  $\rho = 1000$  kg/m<sup>3</sup> ; Liquid level : 150mm

Phantom section: Flat Section ; Separation distance : 0 mm (The front side of the EUT to the Phantom)  
Antenna type : PIFA Antenna ; Air temp. : 22.4 degrees ; Liquid temp. : 21.3 degrees

DASY4 Configuration:

- Probe: ET3DV6 - SN1790 ; ConvF(4.35, 4.35, 4.35) ; Calibrated: 2004/12/20
- Sensor-Surface: 4mm (Mechanical Surface Detection)
- Electronics: DAE3 Sn579 ; Calibrated: 2005/3/23
- Phantom: SAM 12 ; Type: SAM V4.0 ; Serial: TP 1202
- Measurement SW: DASY4, V4.5 Build 19 ; Postprocessing SW: SEMCAD, V1.8 Build 146

**High Channel 11/Area Scan (9x13x1):** Measurement grid: dx=15mm, dy=15mm  
Maximum value of SAR (measured) = 0.046 mW/g

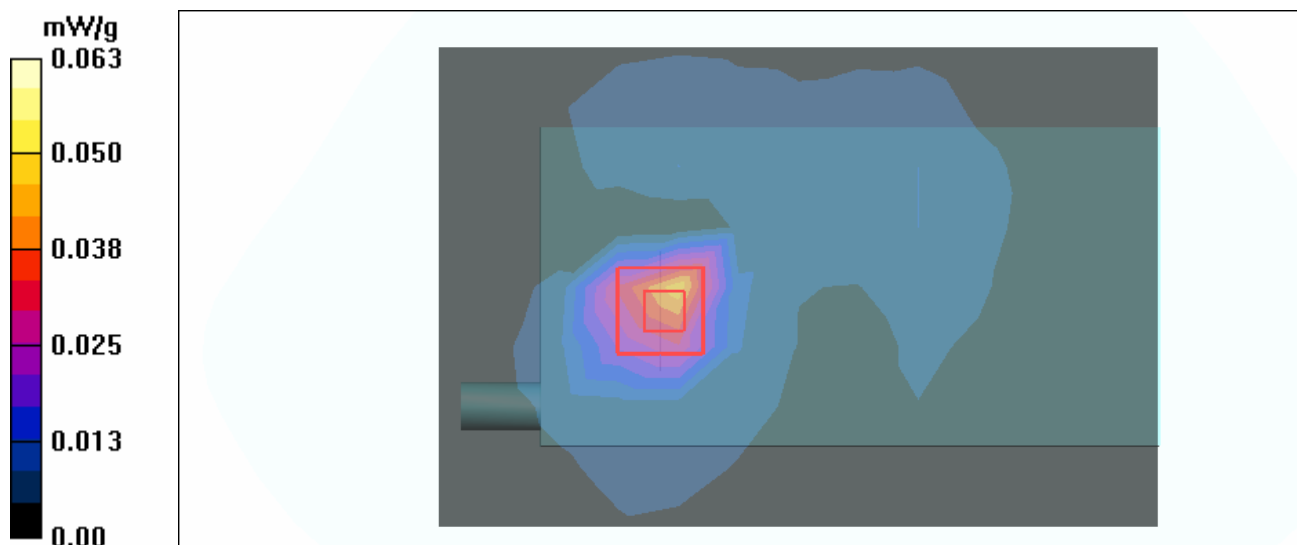
**High Channel 11/Zoom Scan (7x7x7) (7x7x7)/Cube 0:** Measurement grid: dx=5mm, dy=5mm, dz=5mm

Reference Value = 1.58 V/m

Peak SAR (extrapolated) = 0.095 W/kg

**SAR(1 g) = 0.053 mW/g; SAR(10 g) = 0.026 mW/g**

Maximum value of SAR (measured) = 0.063 mW/g



Test Laboratory: Advance Data Technology

## Right Head-Cheek-11g-Ch1-Mode 6

**DUT: EDA-Enterprise Digital Assistant ; Type: MC7090 ; Test Frequency: 2412 MHz**

Communication System: 802.11g ; Frequency: 2412 MHz ; Duty Cycle: 1:1

Phantom: SAM 12 Medium parameters used:  $f = 2412$  MHz;  $\sigma = 1.76$  mho/m;  $\epsilon_r = 38.5$ ;  $\rho = 1000$  kg/m<sup>3</sup> ;

Liquid level: 155mm

Phantom section: Right Section ; DUT test position : Cheek ; Modulation type: OFDM

Antenna type : PIFA Antenna ; Air temp. : 22.6 degrees ; Liquid temp. : 21.7 degrees

DASY4 Configuration:

- Probe: ET3DV6 - SN1790; ConvF(4.74, 4.74, 4.74) ; Calibrated: 2004/12/20
- Sensor-Surface: 4mm (Mechanical Surface Detection)
- Electronics: DAE3 Sn579; Calibrated: 2005/3/23
- Phantom: SAM 12; Type: SAM V4.0; Serial: TP 1202
- Measurement SW: DASY4, V4.5 Build 19; Postprocessing SW: SEMCAD, V1.8 Build 146

**Touch position - Low Channel 1/Area Scan (8x13x1):** Measurement grid: dx=15mm, dy=15mm

Maximum value of SAR (measured) = 0.166 mW/g

**Touch position - Low Channel 1/Zoom Scan (7x7x7) (7x7x7)/Cube 0:** Measurement grid:

dx=5mm, dy=5mm, dz=5mm

Reference Value = 8.11 V/m

Peak SAR (extrapolated) = 0.310 W/kg

**SAR(1 g) = 0.157 mW/g; SAR(10 g) = 0.083 mW/g**

Maximum value of SAR (measured) = 0.171 mW/g



Test Laboratory: Advance Data Technology

## Right Head-Cheek-11g-Ch6-Mode 6

**DUT: EDA-Enterprise Digital Assistant ; Type: MC7090 ; Test Frequency: 2437 MHz**

Communication System: 802.11g ; Frequency: 2437 MHz ; Duty Cycle: 1:1

Phantom: SAM 12 Medium parameters used:  $f = 2437$  MHz;  $\sigma = 1.79$  mho/m;  $\epsilon_r = 38.4$ ;  $\rho = 1000$  kg/m<sup>3</sup> ;

Liquid level: 155mm

Phantom section: Right Section ; DUT test position : Cheek ; Modulation type: OFDM

Antenna type : PIFA Antenna ; Air temp. : 22.6 degrees ; Liquid temp. : 21.7 degrees

DASY4 Configuration:

- Probe: ET3DV6 - SN1790; ConvF(4.74, 4.74, 4.74) ; Calibrated: 2004/12/20
- Sensor-Surface: 4mm (Mechanical Surface Detection)
- Electronics: DAE3 Sn579; Calibrated: 2005/3/23
- Phantom: SAM 12; Type: SAM V4.0; Serial: TP 1202
- Measurement SW: DASY4, V4.5 Build 19; Postprocessing SW: SEMCAD, V1.8 Build 146

**Touch position - Mid Channel 6/Area Scan (8x13x1):** Measurement grid: dx=15mm, dy=15mm

Maximum value of SAR (measured) = 0.373 mW/g

**Touch position - Mid Channel 6/Zoom Scan (7x7x7) (7x7x7)/Cube 0:** Measurement grid:

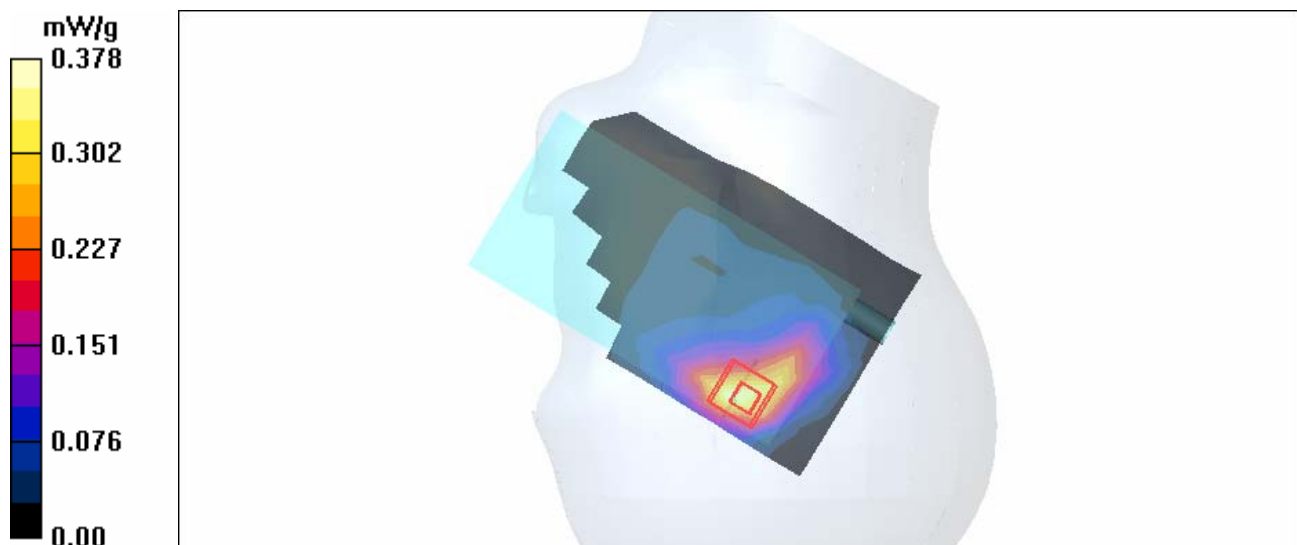
dx=5mm, dy=5mm, dz=5mm

Reference Value = 11.9 V/m

Peak SAR (extrapolated) = 0.686 W/kg

**SAR(1 g) = 0.345 mW/g; SAR(10 g) = 0.182 mW/g**

Maximum value of SAR (measured) = 0.378 mW/g



Test Laboratory: Advance Data Technology

### Right Head-Cheek-11g-Ch11-Mode 6

**DUT: EDA-Enterprise Digital Assistant ; Type: MC7090 ; Test Frequency: 2462 MHz**

Communication System: 802.11g ; Frequency: 2462 MHz ; Duty Cycle: 1:1

Phantom: SAM 12 Medium parameters used:  $f = 2462$  MHz;  $\sigma = 1.82$  mho/m;  $\epsilon_r = 38.3$ ;  $\rho = 1000$  kg/m<sup>3</sup> ;

Liquid level: 155mm

Phantom section: Right Section ; DUT test position : Cheek ; Modulation type: OFDM

Antenna type : PIFA Antenna ; Air temp. : 22.6 degrees ; Liquid temp. : 21.7 degrees

DASY4 Configuration:

- Probe: ET3DV6 - SN1790; ConvF(4.74, 4.74, 4.74) ; Calibrated: 2004/12/20

- Sensor-Surface: 4mm (Mechanical Surface Detection)

- Electronics: DAE3 Sn579; Calibrated: 2005/3/23

- Phantom: SAM 12; Type: SAM V4.0; Serial: TP 1202

- Measurement SW: DASY4, V4.5 Build 19; Postprocessing SW: SEMCAD, V1.8 Build 146

**Touch position - High Channel 11/Area Scan (8x13x1):** Measurement grid: dx=15mm, dy=15mm

Maximum value of SAR (measured) = 0.205 mW/g

**Touch position - High Channel 11/Zoom Scan (7x7x7) (7x7x7)/Cube 0:** Measurement grid:

dx=5mm, dy=5mm, dz=5mm

Reference Value = 8.72 V/m

Peak SAR (extrapolated) = 0.374 W/kg

**SAR(1 g) = 0.190 mW/g; SAR(10 g) = 0.099 mW/g**

Maximum value of SAR (measured) = 0.212 mW/g

**Touch position - High Channel 11/Zoom Scan (7x7x7) (7x7x7)/Cube 1:** Measurement grid:


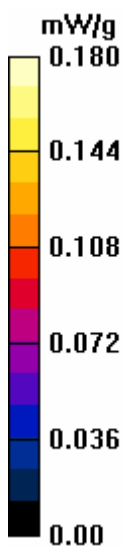
dx=5mm, dy=5mm, dz=5mm

Reference Value = 8.72 V/m

Peak SAR (extrapolated) = 0.380 W/kg

**SAR(1 g) = 0.163 mW/g; SAR(10 g) = 0.073 mW/g**

Maximum value of SAR (measured) = 0.180 mW/g



Test Laboratory: Advance Data Technology

**Right Head-Tilt-11g-Ch1-Mode 7**

**DUT: EDA-Enterprise Digital Assistant ; Type: MC7090 ; Test Frequency: 2412 MHz**

Communication System: 802.11g ; Frequency: 2412 MHz; Duty Cycle: 1:1

Medium: HSL2450 Medium parameters used:  $f = 2412 \text{ MHz}$ ;  $\sigma = 1.76 \text{ mho/m}$ ;  $\epsilon_r = 38.5$ ;  $\rho = 1000 \text{ kg/m}^3$  ;

Liquid level: 155 mm

Phantom section: Right Section ; DUT test position : Tilt ; Modulation type: OFDM

Antenna type : PIFA Antenna ; Air temp. : 22.6 degrees ; Liquid temp. : 21.7 degrees

DASY4 Configuration:

- Probe: ET3DV6 - SN1790 ; ConvF(4.74, 4.74, 4.74) ; Calibrated: 2004/12/20

- Sensor-Surface: 4mm (Mechanical Surface Detection)

- Electronics: DAE3 Sn579; Calibrated: 2005/3/23

- Phantom: SAM 12; Type: SAM V4.0; Serial: TP 1202

- Measurement SW: DASY4, V4.5 Build 19; Postprocessing SW: SEMCAD, V1.8 Build 146

**Tilt position - Low Channel 1/Area Scan (8x13x1):** Measurement grid:  $dx=15\text{mm}$ ,  $dy=15\text{mm}$

Maximum value of SAR (measured) = 0.119 mW/g

**Tilt position - Low Channel 1/Zoom Scan (7x7x7) (7x7x7)/Cube 0:** Measurement grid:

$dx=5\text{mm}$ ,  $dy=5\text{mm}$ ,  $dz=5\text{mm}$

Reference Value = 6.86 V/m

Peak SAR (extrapolated) = 0.274 W/kg

**SAR(1 g) = 0.123 mW/g; SAR(10 g) = 0.063 mW/g**

Maximum value of SAR (measured) = 0.132 mW/g

**Tilt position - Low Channel 1/Zoom Scan (7x7x7) (7x7x7)/Cube 1:** Measurement grid:


$dx=5\text{mm}$ ,  $dy=5\text{mm}$ ,  $dz=5\text{mm}$

Reference Value = 6.86 V/m

Peak SAR (extrapolated) = 0.227 W/kg

**SAR(1 g) = 0.110 mW/g; SAR(10 g) = 0.051 mW/g**

Maximum value of SAR (measured) = 0.129 mW/g





Test Laboratory: Advance Data Technology

## Right Head-Tilt-11g-Ch6-Mode 7

**DUT: EDA-Enterprise Digital Assistant ; Type: MC7090 ; Test Frequency: 2437 MHz**

Communication System: 802.11g ; Frequency: 2437 MHz; Duty Cycle: 1:1

Medium: HSL2450 Medium parameters used:  $f = 2437$  MHz;  $\sigma = 1.79$  mho/m;  $\epsilon_r = 38.4$ ;  $\rho = 1000$  kg/m<sup>3</sup> ;

Liquid level: 155 mm

Phantom section: Right Section ; DUT test position : Tilt ; Modulation type: OFDM

Antenna type : PIFA Antenna ; Air temp. : 22.6 degrees ; Liquid temp. : 21.7 degrees

DASY4 Configuration:

- Probe: ET3DV6 - SN1790 ; ConvF(4.74, 4.74, 4.74) ; Calibrated: 2004/12/20

- Sensor-Surface: 4mm (Mechanical Surface Detection)

- Electronics: DAE3 Sn579; Calibrated: 2005/3/23

- Phantom: SAM 12; Type: SAM V4.0; Serial: TP 1202

- Measurement SW: DASY4, V4.5 Build 19; Postprocessing SW: SEMCAD, V1.8 Build 146

**Tilt position - Mid Channel 6/Area Scan (8x13x1):** Measurement grid: dx=15mm, dy=15mm

Maximum value of SAR (measured) = 0.246 mW/g

**Tilt position - Mid Channel 6/Zoom Scan (7x7x7) (7x7x7)/Cube 0:** Measurement grid:

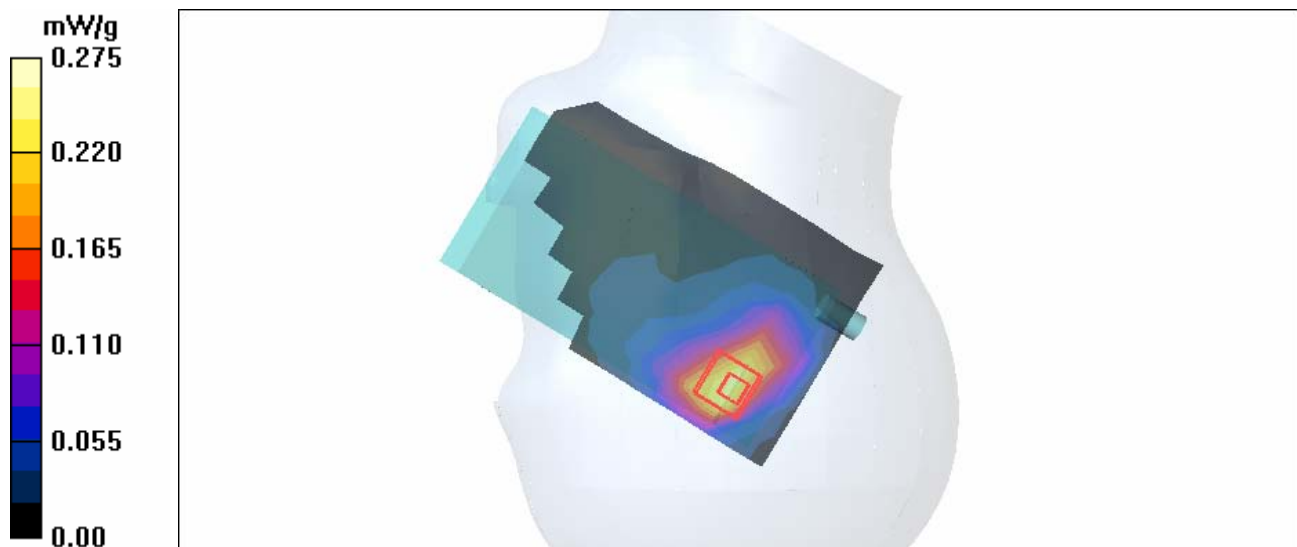
dx=5mm, dy=5mm, dz=5mm

Reference Value = 10.8 V/m

Peak SAR (extrapolated) = 0.576 W/kg

**SAR(1 g) = 0.253 mW/g; SAR(10 g) = 0.131 mW/g**

Maximum value of SAR (measured) = 0.275 mW/g



Test Laboratory: Advance Data Technology

### Right Head-Tilt-11g-Ch11-Mode 7

**DUT: EDA-Enterprise Digital Assistant ; Type: MC7090 ; Test Frequency: 2462 MHz**

Communication System: 802.11g ; Frequency: 2462 MHz; Duty Cycle: 1:1

Medium: HSL2450 Medium parameters used:  $f = 2462 \text{ MHz}$ ;  $\sigma = 1.82 \text{ mho/m}$ ;  $\epsilon_r = 38.3$ ;  $\rho = 1000 \text{ kg/m}^3$  ;

Liquid level: 155 mm

Phantom section: Right Section ; DUT test position : Tilt ; Modulation type: OFDM

Antenna type : PIFA Antenna ; Air temp. : 22.6 degrees ; Liquid temp. : 21.7 degrees

DASY4 Configuration:

- Probe: ET3DV6 - SN1790 ; ConvF(4.74, 4.74, 4.74) ; Calibrated: 2004/12/20

- Sensor-Surface: 4mm (Mechanical Surface Detection)

- Electronics: DAE3 Sn579; Calibrated: 2005/3/23

- Phantom: SAM 12; Type: SAM V4.0; Serial: TP 1202

- Measurement SW: DASY4, V4.5 Build 19; Postprocessing SW: SEMCAD, V1.8 Build 146

**Tilt position - High Channel 11/Area Scan (8x13x1):** Measurement grid: dx=15mm, dy=15mm

Maximum value of SAR (measured) = 0.148 mW/g

**Tilt position - High Channel 11/Zoom Scan (7x7x7) (7x7x7)/Cube 0:** Measurement grid:


dx=5mm, dy=5mm, dz=5mm

Reference Value = 7.80 V/m

Peak SAR (extrapolated) = 0.300 W/kg

**SAR(1 g) = 0.129 mW/g; SAR(10 g) = 0.064 mW/g**

Maximum value of SAR (measured) = 0.138 mW/g



Test Laboratory: Advance Data Technology

## Left Head-Cheek-11g-Ch1-Mode 8

**DUT: EDA-Enterprise Digital Assistant ; Type: MC7090 ; Test Frequency: 2412 MHz**

Communication System: 802.11g ; Frequency: 2412 MHz ; Duty Cycle: 1:1

Phantom: SAM 12 Medium parameters used:  $f = 2412$  MHz;  $\sigma = 1.76$  mho/m;  $\epsilon_r = 38.5$ ;  $\rho = 1000$  kg/m<sup>3</sup> ;  
Liquid level: 155mm

Phantom section: Left Section ; DUT test position : Cheek ; Modulation type: OFDM

Antenna type : PIFA Antenna ; Air temp. : 22.6 degrees ; Liquid temp. : 21.7 degrees

DASY4 Configuration:

- Probe: ET3DV6 - SN1790; ConvF(4.74, 4.74, 4.74) ; Calibrated: 2004/12/20
- Sensor-Surface: 4mm (Mechanical Surface Detection)
- Electronics: DAE3 Sn579; Calibrated: 2005/3/23
- Phantom: SAM 12; Type: SAM V4.0; Serial: TP 1202
- Measurement SW: DASY4, V4.5 Build 19; Postprocessing SW: SEMCAD, V1.8 Build 146

**Touch position - Low Channel 1/Area Scan (8x13x1):** Measurement grid: dx=15mm, dy=15mm

Maximum value of SAR (measured) = 0.118 mW/g

**Touch position - Low Channel 1/Zoom Scan (7x7x7) (7x7x7)/Cube 0:** Measurement grid:

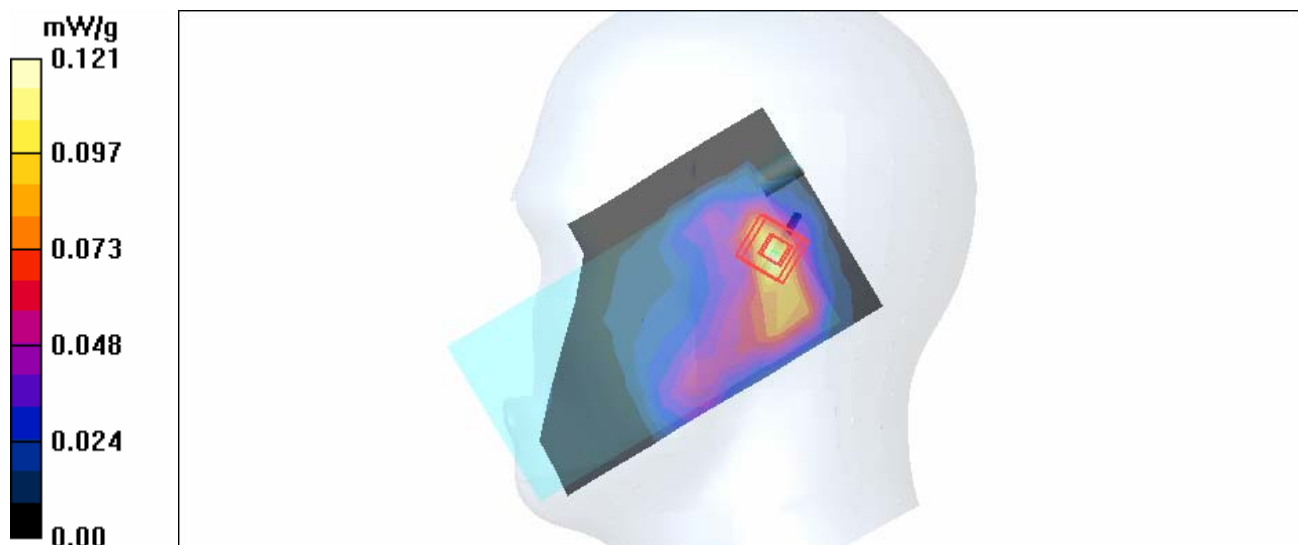
dx=5mm, dy=5mm, dz=5mm

Reference Value = 8.53 V/m

Peak SAR (extrapolated) = 0.229 W/kg

**SAR(1 g) = 0.108 mW/g; SAR(10 g) = 0.053 mW/g**

Maximum value of SAR (measured) = 0.121 mW/g



Test Laboratory: Advance Data Technology

### Left Head-Cheek-11g-Ch6-Mode 8

**DUT: EDA-Enterprise Digital Assistant ; Type: MC7090 ; Test Frequency: 2437 MHz**

Communication System: 802.11g ; Frequency: 2437 MHz ; Duty Cycle: 1:1

Phantom: SAM 12 Medium parameters used:  $f = 2437$  MHz;  $\sigma = 1.79$  mho/m;  $\epsilon_r = 38.4$ ;  $\rho = 1000$  kg/m<sup>3</sup> ;

Liquid level: 155mm

Phantom section: Left Section ; DUT test position : Cheek ; Modulation type: OFDM

Antenna type : PIFA Antenna ; Air temp. : 22.6 degrees ; Liquid temp. : 21.7 degrees

DASY4 Configuration:

- Probe: ET3DV6 - SN1790; ConvF(4.74, 4.74, 4.74) ; Calibrated: 2004/12/20

- Sensor-Surface: 4mm (Mechanical Surface Detection)

- Electronics: DAE3 Sn579; Calibrated: 2005/3/23

- Phantom: SAM 12; Type: SAM V4.0; Serial: TP 1202

- Measurement SW: DASY4, V4.5 Build 19; Postprocessing SW: SEMCAD, V1.8 Build 146

**Touch position - Mid Channel 6/Area Scan (8x13x1):** Measurement grid: dx=15mm, dy=15mm

Maximum value of SAR (measured) = 0.268 mW/g

**Touch position - Mid Channel 6/Zoom Scan (7x7x7) (7x7x7)/Cube 0:** Measurement grid:

dx=5mm, dy=5mm, dz=5mm

Reference Value = 13.2 V/m

Peak SAR (extrapolated) = 0.539 W/kg

**SAR(1 g) = 0.246 mW/g; SAR(10 g) = 0.118 mW/g**

Maximum value of SAR (measured) = 0.265 mW/g

**Touch position - Mid Channel 6/Zoom Scan (7x7x7) (7x7x7)/Cube 1:** Measurement grid:

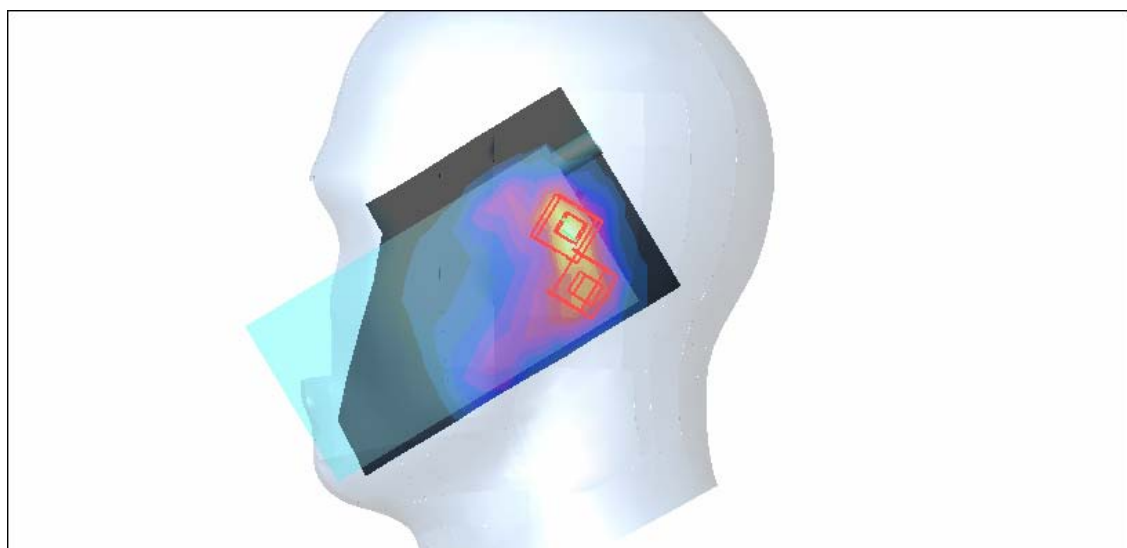
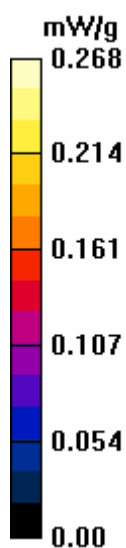
dx=5mm, dy=5mm, dz=5mm

Reference Value = 13.2 V/m

Peak SAR (extrapolated) = 0.519 W/kg

**SAR(1 g) = 0.181 mW/g; SAR(10 g) = 0.100 mW/g**

Maximum value of SAR (measured) = 0.250 mW/g



Test Laboratory: Advance Data Technology

### Left Head-Cheek-11g-Ch11-Mode 8

**DUT: EDA-Enterprise Digital Assistant ; Type: MC7090 ; Test Frequency: 2462 MHz**

Communication System: 802.11g ; Frequency: 2462 MHz ; Duty Cycle: 1:1

Phantom: SAM 12 Medium parameters used:  $f = 2462$  MHz;  $\sigma = 1.82$  mho/m;  $\epsilon_r = 38.3$ ;  $\rho = 1000$  kg/m<sup>3</sup> ;

Liquid level: 155mm

Phantom section: Left Section ; DUT test position : Cheek ; Modulation type: OFDM

Antenna type : PIFA Antenna ; Air temp. : 22.6 degrees ; Liquid temp. : 21.7 degrees

DASY4 Configuration:

- Probe: ET3DV6 - SN1790; ConvF(4.74, 4.74, 4.74) ; Calibrated: 2004/12/20

- Sensor-Surface: 4mm (Mechanical Surface Detection)

- Electronics: DAE3 Sn579; Calibrated: 2005/3/23

- Phantom: SAM 12; Type: SAM V4.0; Serial: TP 1202

- Measurement SW: DASY4, V4.5 Build 19; Postprocessing SW: SEMCAD, V1.8 Build 146

**Touch position - High Channel 11/Area Scan (8x13x1):** Measurement grid: dx=15mm, dy=15mm

Maximum value of SAR (measured) = 0.135 mW/g

**Touch position - High Channel 11/Zoom Scan (7x7x7) (7x7x7)/Cube 0:** Measurement grid:

dx=5mm, dy=5mm, dz=5mm

Reference Value = 9.12 V/m

Peak SAR (extrapolated) = 0.273 W/kg

**SAR(1 g) = 0.125 mW/g; SAR(10 g) = 0.060 mW/g**

Maximum value of SAR (measured) = 0.139 mW/g

**Touch position - High Channel 11/Zoom Scan (7x7x7) (7x7x7)/Cube 1:** Measurement grid:

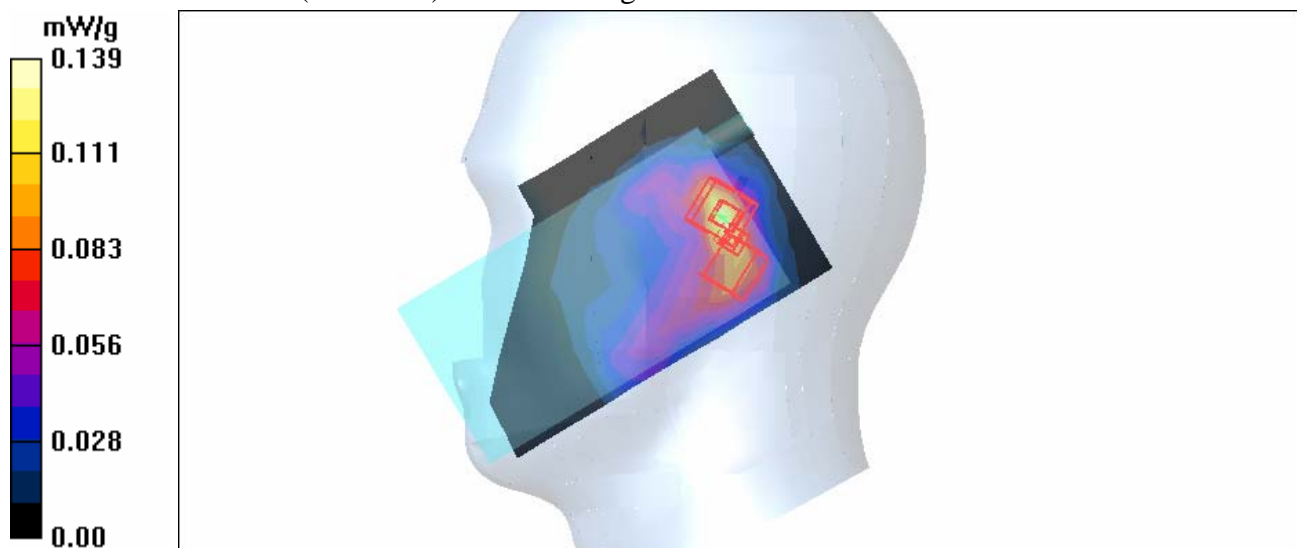
dx=5mm, dy=5mm, dz=5mm

Reference Value = 9.12 V/m

Peak SAR (extrapolated) = 0.274 W/kg

**SAR(1 g) = 0.097 mW/g; SAR(10 g) = 0.050 mW/g**

Maximum value of SAR (measured) = 0.133 mW/g



Test Laboratory: Advance Data Technology

### Left Head-Tilt-11g-Ch1-Mode 9

**DUT: EDA-Enterprise Digital Assistant ; Type: MC7090 ; Test Frequency: 2412 MHz**

Communication System: 802.11g ; Frequency: 2412 MHz; Duty Cycle: 1:1

Medium: HSL2450 Medium parameters used:  $f = 2412 \text{ MHz}$ ;  $\sigma = 1.76 \text{ mho/m}$ ;  $\epsilon_r = 38.5$ ;  $\rho = 1000 \text{ kg/m}^3$  ;

Liquid level: 155 mm

Phantom section: Left Section ; DUT test position : Tilt ; Modulation type: OFDM

Antenna type : PIFA Antenna ; Air temp. : 22.6 degrees ; Liquid temp. : 21.7 degrees

DASY4 Configuration:

- Probe: ET3DV6 - SN1790 ; ConvF(4.74, 4.74, 4.74) ; Calibrated: 2004/12/20

- Sensor-Surface: 4mm (Mechanical Surface Detection)

- Electronics: DAE3 Sn579; Calibrated: 2005/3/23

- Phantom: SAM 12; Type: SAM V4.0; Serial: TP 1202

- Measurement SW: DASY4, V4.5 Build 19; Postprocessing SW: SEMCAD, V1.8 Build 146

**Tilt position - Low Channel 1/Area Scan (8x13x1):** Measurement grid:  $dx=15\text{mm}$ ,  $dy=15\text{mm}$

Maximum value of SAR (measured) = 0.098 mW/g

**Tilt position - Low Channel 1/Zoom Scan (7x7x7) (7x7x7)/Cube 0:** Measurement grid:

$dx=5\text{mm}$ ,  $dy=5\text{mm}$ ,  $dz=5\text{mm}$

Reference Value = 8.05 V/m

Peak SAR (extrapolated) = 0.196 W/kg

**SAR(1 g) = 0.096 mW/g; SAR(10 g) = 0.047 mW/g**

Maximum value of SAR (measured) = 0.104 mW/g

**Tilt position - Low Channel 1/Zoom Scan (7x7x7) (7x7x7)/Cube 1:** Measurement grid:


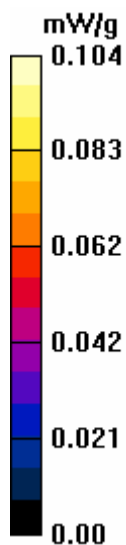
$dx=5\text{mm}$ ,  $dy=5\text{mm}$ ,  $dz=5\text{mm}$

Reference Value = 8.05 V/m

Peak SAR (extrapolated) = 0.178 W/kg

**SAR(1 g) = 0.069 mW/g; SAR(10 g) = 0.037 mW/g**

Maximum value of SAR (measured) = 0.090 mW/g



Test Laboratory: Advance Data Technology

## Left Head-Tilt-11g-Ch6-Mode 9

**DUT: EDA-Enterprise Digital Assistant ; Type: MC7090 ; Test Frequency: 2437 MHz**

Communication System: 802.11g ; Frequency: 2437 MHz; Duty Cycle: 1:1

Medium: HSL2450 Medium parameters used:  $f = 2437$  MHz;  $\sigma = 1.79$  mho/m;  $\epsilon_r = 38.4$ ;  $\rho = 1000$  kg/m<sup>3</sup> ;

Liquid level: 155 mm

Phantom section: Left Section ; DUT test position : Tilt ; Modulation type: OFDM

Antenna type : PIFA Antenna ; Air temp. : 22.6 degrees ; Liquid temp. : 21.7 degrees

DASY4 Configuration:

- Probe: ET3DV6 - SN1790 ; ConvF(4.74, 4.74, 4.74) ; Calibrated: 2004/12/20

- Sensor-Surface: 4mm (Mechanical Surface Detection)

- Electronics: DAE3 Sn579; Calibrated: 2005/3/23

- Phantom: SAM 12; Type: SAM V4.0; Serial: TP 1202

- Measurement SW: DASY4, V4.5 Build 19; Postprocessing SW: SEMCAD, V1.8 Build 146

**Tilt position - Mid Channel 6/Area Scan (8x13x1):** Measurement grid: dx=15mm, dy=15mm

Maximum value of SAR (measured) = 0.236 mW/g

**Tilt position - Mid Channel 6/Zoom Scan (7x7x7) (7x7x7)/Cube 0:** Measurement grid:

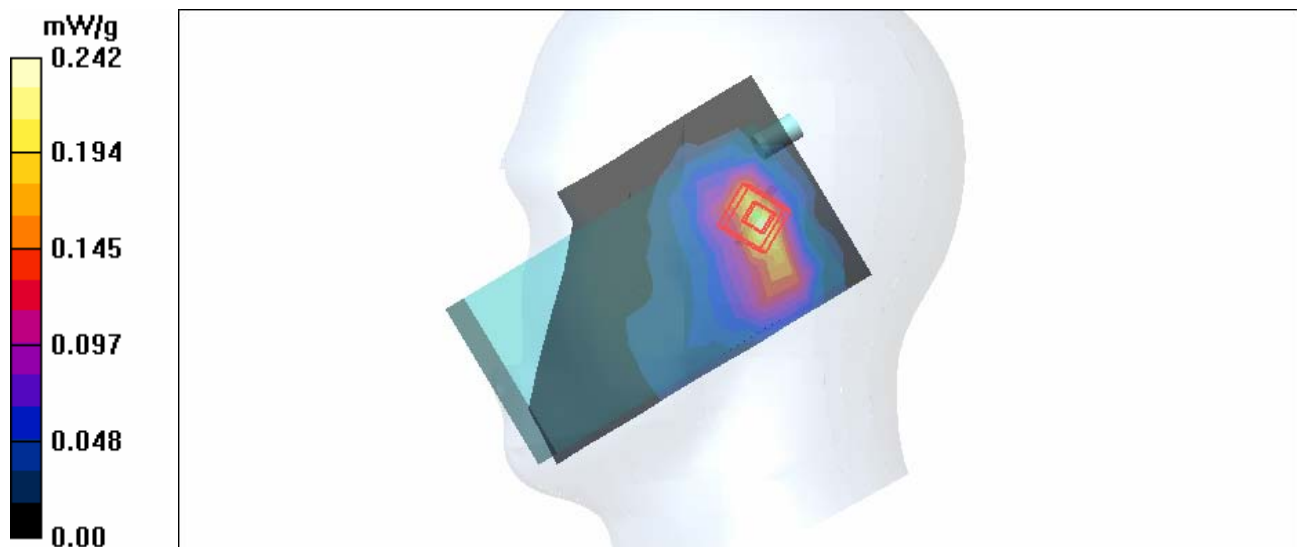
dx=5mm, dy=5mm, dz=5mm

Reference Value = 12.4 V/m

Peak SAR (extrapolated) = 0.472 W/kg

**SAR(1 g) = 0.218 mW/g; SAR(10 g) = 0.107 mW/g**

Maximum value of SAR (measured) = 0.242 mW/g



Test Laboratory: Advance Data Technology

### Left Head-Tilt-11g-Ch11-Mode 9

**DUT: EDA-Enterprise Digital Assistant ; Type: MC7090 ; Test Frequency: 2462 MHz**

Communication System: 802.11g ; Frequency: 2462 MHz; Duty Cycle: 1:1

Medium: HSL2450 Medium parameters used:  $f = 2462 \text{ MHz}$ ;  $\sigma = 1.82 \text{ mho/m}$ ;  $\epsilon_r = 38.3$ ;  $\rho = 1000 \text{ kg/m}^3$  ;

Liquid level: 155 mm

Phantom section: Left Section ; DUT test position : Tilt ; Modulation type: OFDM

Antenna type : PIFA Antenna ; Air temp. : 22.6 degrees ; Liquid temp. : 21.7 degrees

DASY4 Configuration:

- Probe: ET3DV6 - SN1790 ; ConvF(4.74, 4.74, 4.74) ; Calibrated: 2004/12/20

- Sensor-Surface: 4mm (Mechanical Surface Detection)

- Electronics: DAE3 Sn579; Calibrated: 2005/3/23

- Phantom: SAM 12; Type: SAM V4.0; Serial: TP 1202

- Measurement SW: DASY4, V4.5 Build 19; Postprocessing SW: SEMCAD, V1.8 Build 146

**Tilt position - High Channel 11/Area Scan (8x13x1):** Measurement grid:  $dx=15\text{mm}$ ,  $dy=15\text{mm}$

Maximum value of SAR (measured) = 0.130 mW/g

**Tilt position - High Channel 11/Zoom Scan (7x7x7) (7x7x7)/Cube 0:** Measurement grid:

$dx=5\text{mm}$ ,  $dy=5\text{mm}$ ,  $dz=5\text{mm}$

Reference Value = 9.07 V/m

Peak SAR (extrapolated) = 0.268 W/kg

**SAR(1 g) = 0.121 mW/g; SAR(10 g) = 0.059 mW/g**

Maximum value of SAR (measured) = 0.131 mW/g

**Tilt position - High Channel 11/Zoom Scan (7x7x7) (7x7x7)/Cube 1:** Measurement grid:

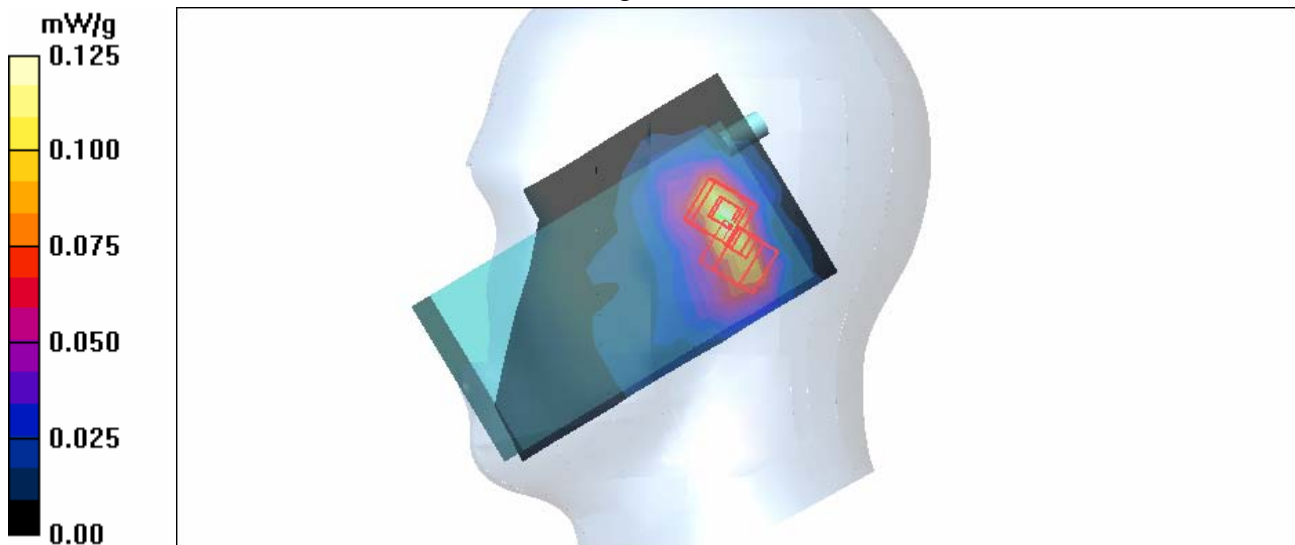
$dx=5\text{mm}$ ,  $dy=5\text{mm}$ ,  $dz=5\text{mm}$

Reference Value = 9.07 V/m

Peak SAR (extrapolated) = 0.261 W/kg

**SAR(1 g) = 0.097 mW/g; SAR(10 g) = 0.047 mW/g**

Maximum value of SAR (measured) = 0.125 mW/g





Test Laboratory: Advance Data Technology

## Body Worn-11g-Ch1-Keypad Up-Mode 10

**DUT: EDA-Enterprise Digital Assistant ; Type: MC7090 ; Test Frequency: 2412 MHz**

Communication System: 802.11g ; Frequency: 2412 MHz ; Duty Cycle: 1:1 ; Modulation type: OFDM  
 Medium: MSL2450 Medium parameters used:  $f = 2412$  MHz;  $\sigma = 1.94$  mho/m;  $\epsilon_r = 51$ ;  $\rho = 1000$  kg/m<sup>3</sup> ; Liquid level : 150mm

Phantom section: Flat Section ; Separation distance : 0 mm (The front side of the EUT to the Phantom)  
 Antenna type : PIFA Antenna ; Air temp. : 22.4 degrees ; Liquid temp. : 21.3 degrees

DASY4 Configuration:

- Probe: ET3DV6 - SN1790 ; ConvF(4.35, 4.35, 4.35) ; Calibrated: 2004/12/20
- Sensor-Surface: 4mm (Mechanical Surface Detection)
- Electronics: DAE3 Sn579 ; Calibrated: 2005/3/23
- Phantom: SAM 12 ; Type: SAM V4.0 ; Serial: TP 1202
- Measurement SW: DASY4, V4.5 Build 19 ; Postprocessing SW: SEMCAD, V1.8 Build 146

**Low Channel 1/Area Scan (9x13x1):** Measurement grid: dx=15mm, dy=15mm

Maximum value of SAR (measured) = 0.051 mW/g

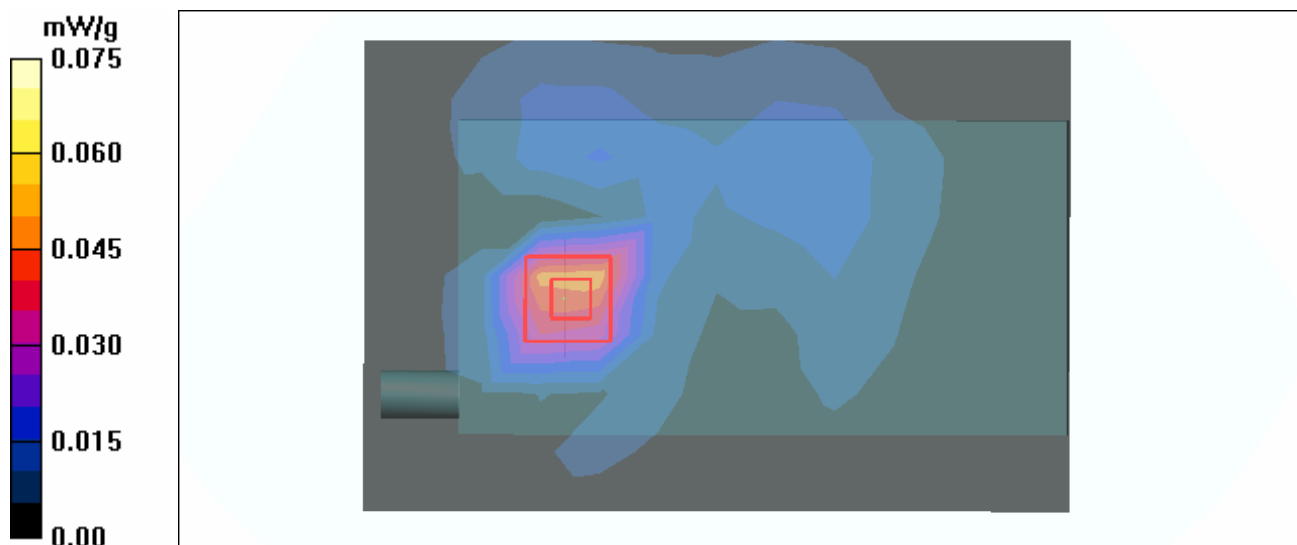
**Low Channel 1/Zoom Scan (7x7x7) (7x7x7)/Cube 0:** Measurement grid: dx=5mm, dy=5mm, dz=5mm

Reference Value = 1.83 V/m

Peak SAR (extrapolated) = 0.113 W/kg

**SAR(1 g) = 0.068 mW/g; SAR(10 g) = 0.033 mW/g**

Maximum value of SAR (measured) = 0.075 mW/g



Test Laboratory: Advance Data Technology

## Body Worn-11g-Ch6-Keypad Up-Mode 10

**DUT: EDA-Enterprise Digital Assistant ; Type: MC7090 ; Test Frequency: 2437 MHz**

Communication System: 802.11g ; Frequency: 2437 MHz ; Duty Cycle: 1:1 ; Modulation type: OFDM  
 Medium: MSL2450 Medium parameters used:  $f = 2437$  MHz;  $\sigma = 1.97$  mho/m;  $\epsilon_r = 50.9$ ;  $\rho = 1000$  kg/m<sup>3</sup> ; Liquid level : 150mm

Phantom section: Flat Section ; Separation distance : 0 mm (The front side of the EUT to the Phantom)  
 Antenna type : PIFA Antenna ; Air temp. : 22.4 degrees ; Liquid temp. : 21.3 degrees

DASY4 Configuration:

- Probe: ET3DV6 - SN1790 ; ConvF(4.35, 4.35, 4.35) ; Calibrated: 2004/12/20
- Sensor-Surface: 4mm (Mechanical Surface Detection)
- Electronics: DAE3 Sn579 ; Calibrated: 2005/3/23
- Phantom: SAM 12 ; Type: SAM V4.0 ; Serial: TP 1202
- Measurement SW: DASY4, V4.5 Build 19 ; Postprocessing SW: SEMCAD, V1.8 Build 146

**Mid Channel 6/Area Scan (9x13x1):** Measurement grid: dx=15mm, dy=15mm

Maximum value of SAR (measured) = 0.081 mW/g

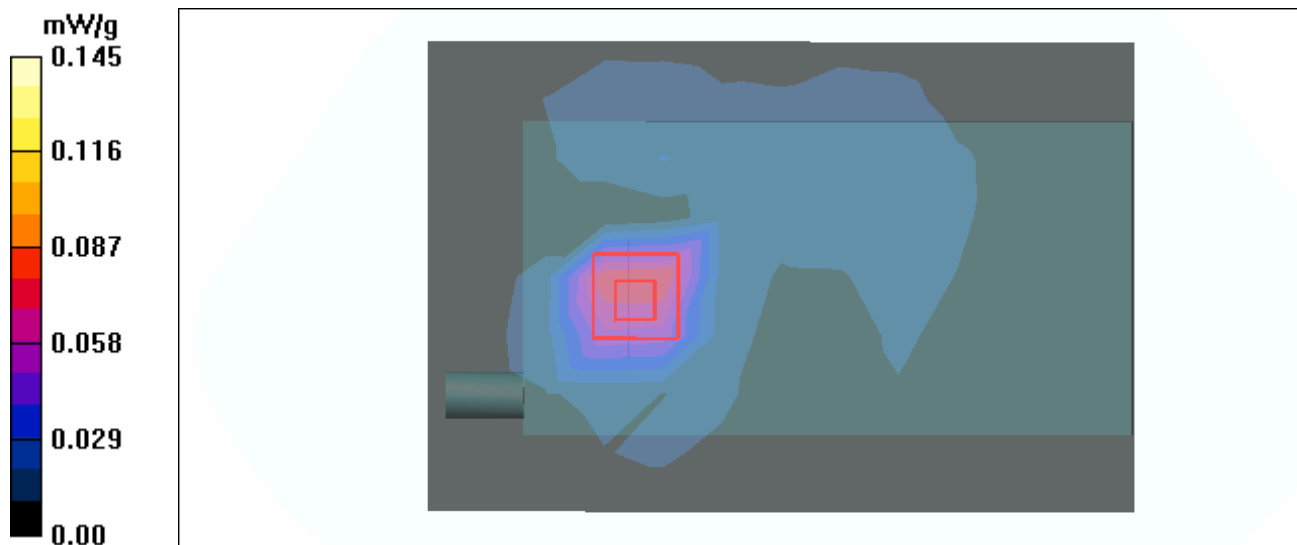
**Mid Channel 6/Zoom Scan (7x7x7) (7x7x7)/Cube 0:** Measurement grid: dx=5mm, dy=5mm, dz=5mm

Reference Value = 2.26 V/m

Peak SAR (extrapolated) = 0.198 W/kg

**SAR(1 g) = 0.127 mW/g; SAR(10 g) = 0.053 mW/g**

Maximum value of SAR (measured) = 0.145 mW/g



Test Laboratory: Advance Data Technology

## Body Worn-11g-Ch11-Keypad Up-Mode 10

**DUT: EDA-Enterprise Digital Assistant ; Type: MC7090 ; Test Frequency: 2462 MHz**

Communication System: 802.11g ; Frequency: 2462 MHz ; Duty Cycle: 1:1 ; Modulation type: OFDM  
 Medium: MSL2450 Medium parameters used:  $f = 2462$  MHz;  $\sigma = 2.01$  mho/m;  $\epsilon_r = 50.8$ ;  $\rho = 1000$  kg/m<sup>3</sup> ; Liquid level : 150mm

Phantom section: Flat Section ; Separation distance : 0 mm (The front side of the EUT to the Phantom)  
 Antenna type : PIFA Antenna ; Air temp. : 22.4 degrees ; Liquid temp. : 21.3 degrees

DASY4 Configuration:

- Probe: ET3DV6 - SN1790 ; ConvF(4.35, 4.35, 4.35) ; Calibrated: 2004/12/20
- Sensor-Surface: 4mm (Mechanical Surface Detection)
- Electronics: DAE3 Sn579 ; Calibrated: 2005/3/23
- Phantom: SAM 12 ; Type: SAM V4.0 ; Serial: TP 1202
- Measurement SW: DASY4, V4.5 Build 19 ; Postprocessing SW: SEMCAD, V1.8 Build 146

**High Channel 11/Area Scan (9x13x1):** Measurement grid: dx=15mm, dy=15mm  
 Maximum value of SAR (measured) = 0.052 mW/g

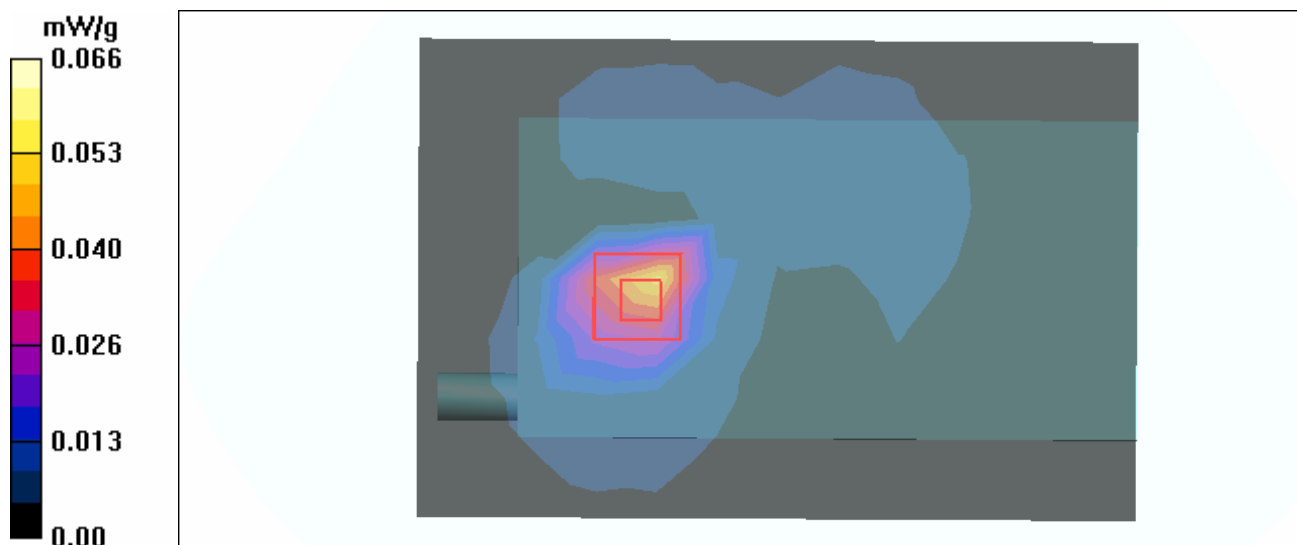
**High Channel 11/Zoom Scan (7x7x7) (7x7x7)/Cube 0:** Measurement grid: dx=5mm, dy=5mm, dz=5mm

Reference Value = 1.51 V/m

Peak SAR (extrapolated) = 0.104 W/kg

**SAR(1 g) = 0.061 mW/g; SAR(10 g) = 0.028 mW/g**

Maximum value of SAR (measured) = 0.066 mW/g



Test Laboratory: Advance Data Technology

## Right Head-Cheek-BT-Ch0-Mode 11

**DUT: EDA-Enterprise Digital Assistant ; Type: MC7090 ; Test Frequency: 2402 MHz**

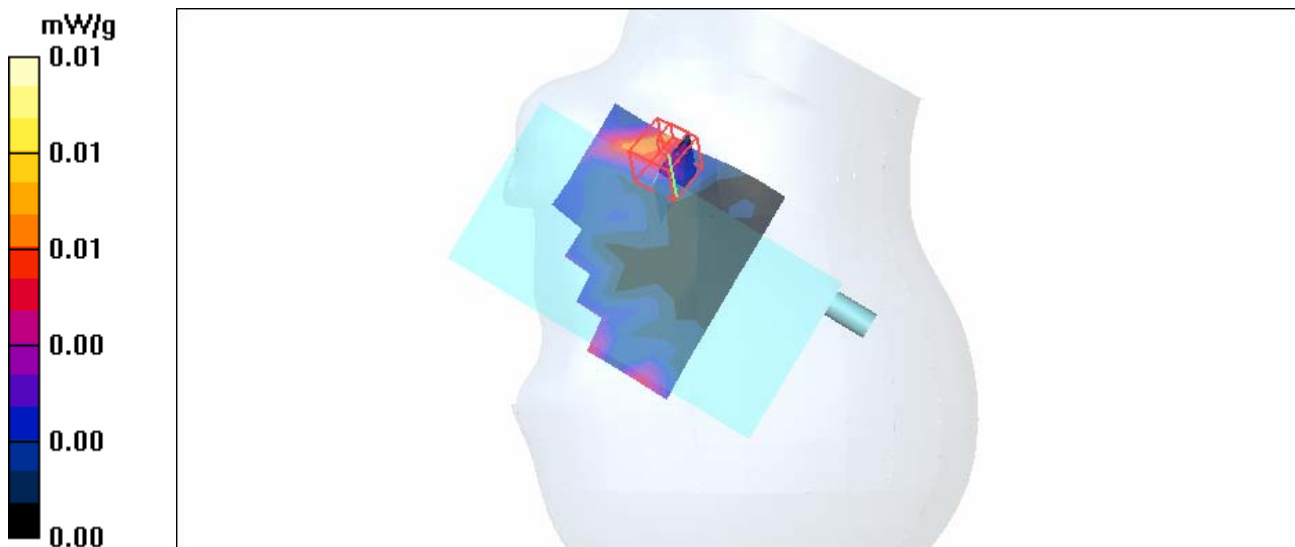
Communication System: Bluetooth ; Frequency: 2402 MHz ; Duty Cycle: 1:1  
 Phantom: SAM 12 Medium parameters used:  $f = 2402 \text{ MHz}$ ;  $\sigma = 1.76 \text{ mho/m}$ ;  $\epsilon_r = 39.3$ ;  $\rho = 1000 \text{ kg/m}^3$  ;  
 Liquid level: 151mm  
 Phantom section: Right Section ; DUT test position : Cheek ; Modulation type: GFSK  
 Antenna type : Chip Antenna ; Air temp. : 22.3 degrees ; Liquid temp. : 21.2 degrees

DASY4 Configuration:

- Probe: ET3DV6 - SN1790; ConvF(4.74, 4.74, 4.74) ; Calibrated: 2004/12/20
- Sensor-Surface: 4mm (Mechanical Surface Detection)
- Electronics: DAE3 Sn579; Calibrated: 2005/3/23
- Phantom: SAM 12; Type: SAM V4.0; Serial: TP 1202
- Measurement SW: DASY4, V4.5 Build 19; Postprocessing SW: SEMCAD, V1.8 Build 146

**Touch position - Low Channel 0/Area Scan (8x7x1):** Measurement grid:  $dx=15\text{mm}$ ,  $dy=15\text{mm}$   
 Maximum value of SAR (measured) = 0.01 mW/g

**Touch position - Low Channel 0/Zoom Scan (7x7x7) (7x7x7)/Cube 0:** Measurement grid:  
 $dx=5\text{mm}$ ,  $dy=5\text{mm}$ ,  $dz=5\text{mm}$   
 Reference Value = 0.774 V/m  
 Peak SAR (extrapolated) = 0.018W/kg  
**SAR(1 g) = 0.000907 mW/g; SAR(10 g) = 8.95e-005 mW/g**



Test Laboratory: Advance Data Technology

## Right Head-Cheek-BT-Ch39-Mode 11

**DUT: EDA-Enterprise Digital Assistant ; Type: MC7090 ; Test Frequency: 2441 MHz**

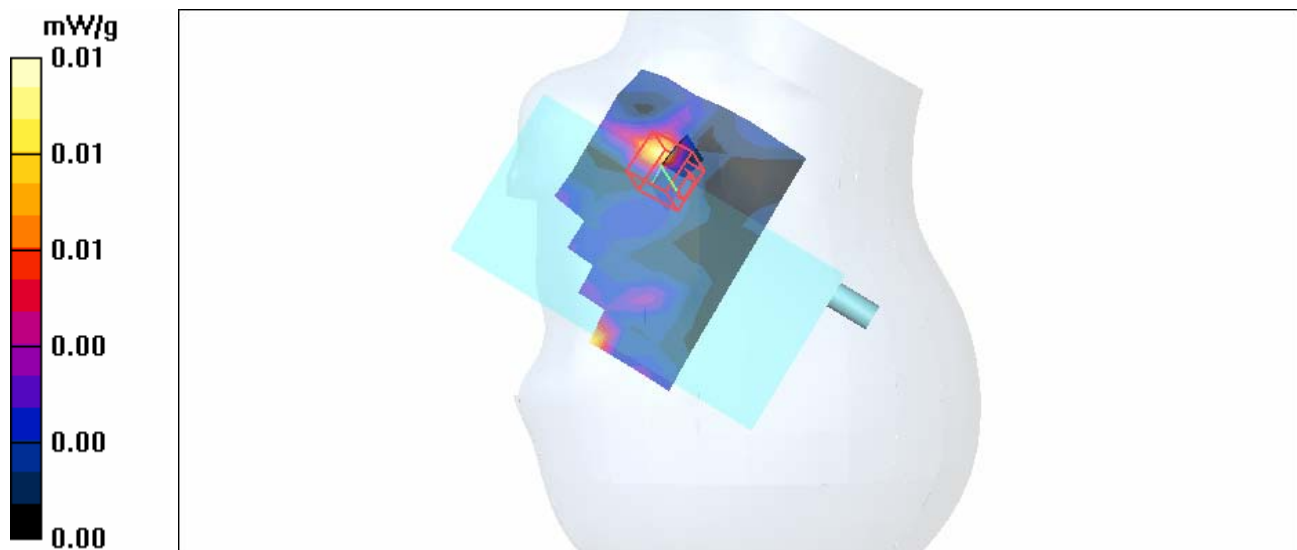
Communication System: Bluetooth ; Frequency: 2441 MHz ; Duty Cycle: 1:1  
 Phantom: SAM 12 Medium parameters used:  $f = 2441$  MHz;  $\sigma = 1.81$  mho/m;  $\epsilon_r = 39.1$ ;  $\rho = 1000$  kg/m<sup>3</sup> ;  
 Liquid level: 151mm  
 Phantom section: Right Section ; DUT test position : Cheek ; Modulation type: GFSK  
 Antenna type : Chip Antenna ; Air temp. : 22.3 degrees ; Liquid temp. : 21.2 degrees

DASY4 Configuration:

- Probe: ET3DV6 - SN1790; ConvF(4.74, 4.74, 4.74) ; Calibrated: 2004/12/20
- Sensor-Surface: 4mm (Mechanical Surface Detection)
- Electronics: DAE3 Sn579; Calibrated: 2005/3/23
- Phantom: SAM 12; Type: SAM V4.0; Serial: TP 1202
- Measurement SW: DASY4, V4.5 Build 19; Postprocessing SW: SEMCAD, V1.8 Build 146

**Touch position - Mid Channel 39/Area Scan (9x7x1):** Measurement grid: dx=15mm, dy=15mm  
 Maximum value of SAR (measured) = 0.01 mW/g

**Touch position - Mid Channel 39/Zoom Scan (7x7x7) (7x7x7)/Cube 0:** Measurement grid:  
 dx=5mm, dy=5mm, dz=5mm  
 Reference Value = 0.632 V/m  
 Peak SAR (extrapolated) = 0.014W/kg  
**SAR(1 g) = 0.000586 mW/g; SAR(10 g) = 0.000146 mW/g**



Test Laboratory: Advance Data Technology

## Right Head-Cheek-BT-Ch78-Mode 11

**DUT: EDA-Enterprise Digital Assistant ; Type: MC7090 ; Test Frequency: 2480 MHz**

Communication System: Bluetooth ; Frequency: 2480 MHz ; Duty Cycle: 1:1  
 Phantom: SAM 12 Medium parameters used:  $f = 2480 \text{ MHz}$ ;  $\sigma = 1.85 \text{ mho/m}$ ;  $\epsilon_r = 39$ ;  $\rho = 1000 \text{ kg/m}^3$  ;  
 Liquid level: 151mm  
 Phantom section: Right Section ; DUT test position : Cheek ; Modulation type: GFSK  
 Antenna type : Chip Antenna ; Air temp. : 22.3 degrees ; Liquid temp. : 21.2 degrees

DASY4 Configuration:

- Probe: ET3DV6 - SN1790; ConvF(4.74, 4.74, 4.74) ; Calibrated: 2004/12/20
- Sensor-Surface: 4mm (Mechanical Surface Detection)
- Electronics: DAE3 Sn579; Calibrated: 2005/3/23
- Phantom: SAM 12; Type: SAM V4.0; Serial: TP 1202
- Measurement SW: DASY4, V4.5 Build 19; Postprocessing SW: SEMCAD, V1.8 Build 146

**Touch position - High Channel 78/Area Scan (9x7x1):** Measurement grid: dx=15mm, dy=15mm

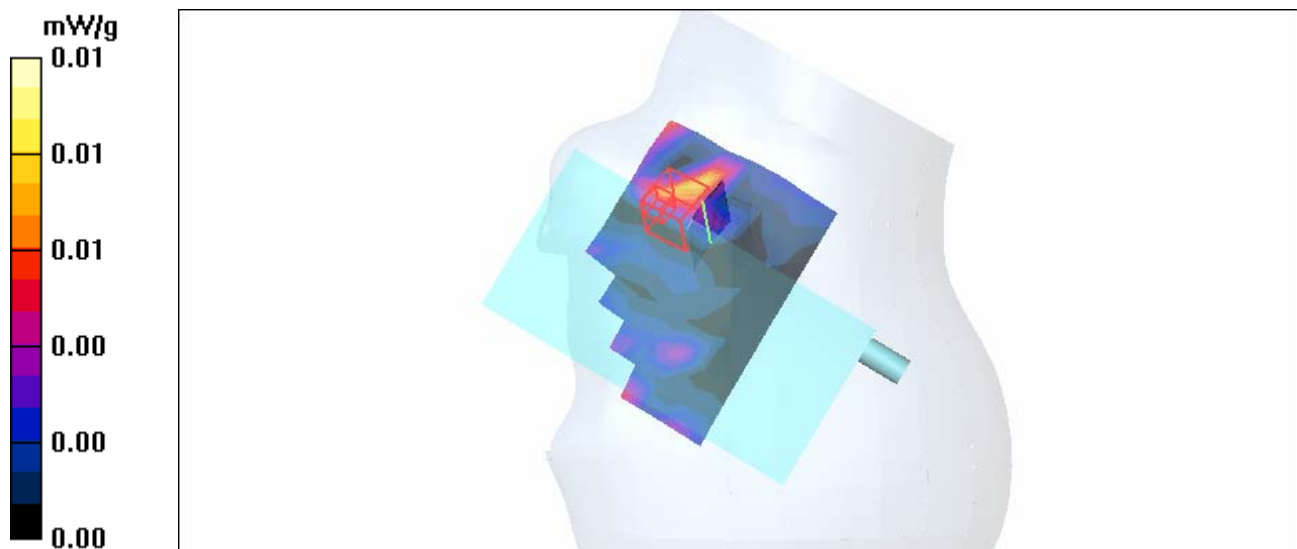
Maximum value of SAR (measured) = 0.01 mW/g

**Touch position - High Channel 78/Zoom Scan (7x7x7) (7x7x7)/Cube 0:** Measurement grid: dx=5mm, dy=5mm, dz=5mm

Reference Value = 0.321 V/m

Peak SAR (extrapolated) = 0.00 W/kg

SAR(1 g) = **8.19e-005 mW/g**; SAR(10 g) = **2.12e-005 mW/g**



Test Laboratory: Advance Data Technology

## Right Head-Tilt-BT-Ch0-Mode 12

**DUT: EDA-Enterprise Digital Assistant ; Type: MC7090 ; Test Frequency: 2402 MHz**

Communication System: Bluetooth ; Frequency: 2402 MHz; Duty Cycle: 1:1

Medium: HSL2450 Medium parameters used:  $f = 2402$  MHz;  $\sigma = 1.76$  mho/m;  $\epsilon_r = 39.3$ ;  $\rho = 1000$  kg/m<sup>3</sup> ;

Liquid level: 151mm

Phantom section: Right Section ; DUT test position : Tilt ; Modulation type: GFSK

Antenna type : Chip Antenna ; Air temp. : 22.3 degrees ; Liquid temp. : 21.2 degrees

DASY4 Configuration:

- Probe: ET3DV6 - SN1790 ; ConvF(4.74, 4.74, 4.74) ; Calibrated: 2004/12/20

- Sensor-Surface: 4mm (Mechanical Surface Detection)

- Electronics: DAE3 Sn579; Calibrated: 2005/3/23

- Phantom: SAM 12; Type: SAM V4.0; Serial: TP 1202

- Measurement SW: DASY4, V4.5 Build 19; Postprocessing SW: SEMCAD, V1.8 Build 146

**Tilt position - Low Channel 0/Area Scan (9x7x1):** Measurement grid: dx=15mm, dy=15mm

Maximum value of SAR (measured) = 0.01 mW/g


**Tilt position - Low Channel 0/Zoom Scan (7x7x7) (7x7x7)/Cube 0:** Measurement grid:

dx=5mm, dy=5mm, dz=5mm

Reference Value = 0.328 V/m

Peak SAR (extrapolated) = 0.012 W/kg

**SAR(1 g) = 0.000339 mW/g; SAR(10 g) = 3.6e-005 mW/g**



Test Laboratory: Advance Data Technology

## Right Head-Tilt-BT-Ch39-Mode 12

**DUT: EDA-Enterprise Digital Assistant ; Type: MC7090 ; Test Frequency: 2441 MHz**

Communication System: Bluetooth ; Frequency: 2441 MHz; Duty Cycle: 1:1

Medium: HSL2450 Medium parameters used:  $f = 2441 \text{ MHz}$ ;  $\sigma = 1.81 \text{ mho/m}$ ;  $\epsilon_r = 39.1$ ;  $\rho = 1000 \text{ kg/m}^3$  ;

Liquid level: 151mm

Phantom section: Right Section ; DUT test position : Tilt ; Modulation type: GFSK

Antenna type : Chip Antenna ; Air temp. : 22.3 degrees ; Liquid temp. : 21.2 degrees

DASY4 Configuration:

- Probe: ET3DV6 - SN1790 ; ConvF(4.74, 4.74, 4.74) ; Calibrated: 2004/12/20

- Sensor-Surface: 4mm (Mechanical Surface Detection)

- Electronics: DAE3 Sn579; Calibrated: 2005/3/23

- Phantom: SAM 12; Type: SAM V4.0; Serial: TP 1202

- Measurement SW: DASY4, V4.5 Build 19; Postprocessing SW: SEMCAD, V1.8 Build 146

**Tilt position - Mid Channel 39/Area Scan (9x7x1):** Measurement grid:  $dx=15\text{mm}$ ,  $dy=15\text{mm}$

Maximum value of SAR (measured) = 0.01 mW/g

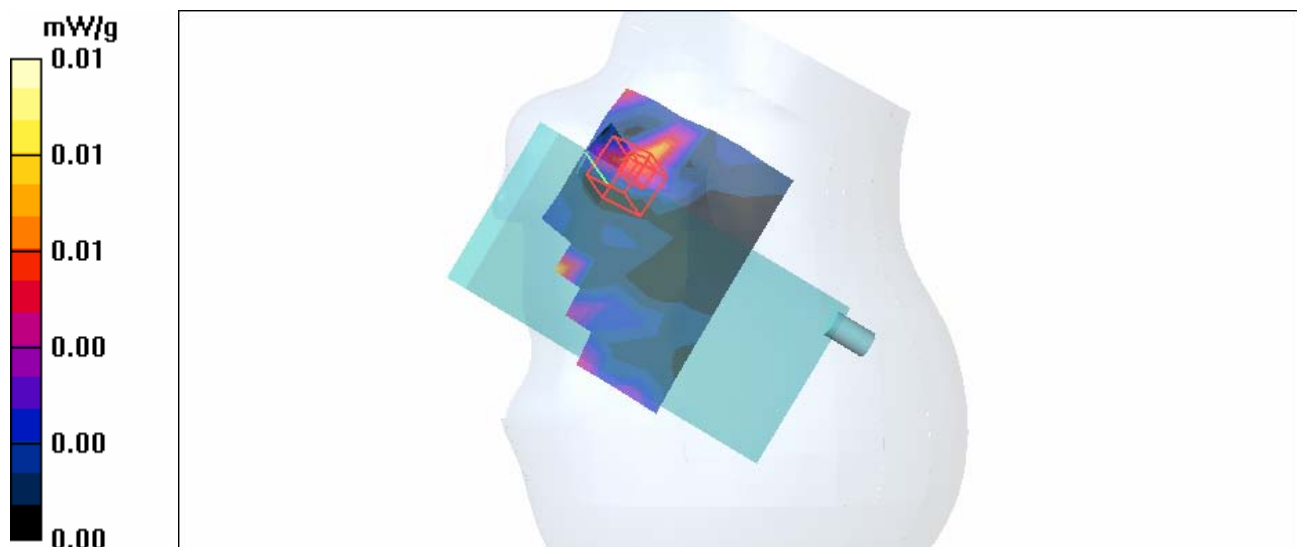
**Tilt position - Mid Channel 39/Zoom Scan (7x7x7) (7x7x7)/Cube 1:** Measurement grid:

$dx=5\text{mm}$ ,  $dy=5\text{mm}$ ,  $dz=5\text{mm}$

Reference Value = 0.347V/m

Peak SAR (extrapolated) = 0.018 W/kg

SAR(1 g) = **0.000218 mW/g**; SAR(10 g) = **1.96e-005 mW/g**





Test Laboratory: Advance Data Technology

## Right Head-Tilt-BT-Ch78-Mode 12

**DUT: EDA-Enterprise Digital Assistant ; Type: MC7090 ; Test Frequency: 2480 MHz**

Communication System: Bluetooth ; Frequency: 2480 MHz; Duty Cycle: 1:1

Medium: HSL2450 Medium parameters used:  $f = 2480$  MHz;  $\sigma = 1.85$  mho/m;  $\epsilon_r = 39$ ;  $\rho = 1000$  kg/m<sup>3</sup> ;

Liquid level: 151mm

Phantom section: Right Section ; DUT test position : Tilt ; Modulation type: GFSK

Antenna type : Chip Antenna ; Air temp. : 22.3 degrees ; Liquid temp. : 21.2 degrees

DASY4 Configuration:

- Probe: ET3DV6 - SN1790 ; ConvF(4.74, 4.74, 4.74) ; Calibrated: 2004/12/20

- Sensor-Surface: 4mm (Mechanical Surface Detection)

- Electronics: DAE3 Sn579; Calibrated: 2005/3/23

- Phantom: SAM 12; Type: SAM V4.0; Serial: TP 1202

- Measurement SW: DASY4, V4.5 Build 19; Postprocessing SW: SEMCAD, V1.8 Build 146

**Tilt position - High Channel 78/Area Scan (9x7x1):** Measurement grid: dx=15mm, dy=15mm

Maximum value of SAR (measured) = 0.01 mW/g

**Tilt position - High Channel 78/Zoom Scan (7x7x7) (7x7x7)/Cube 0:** Measurement grid:

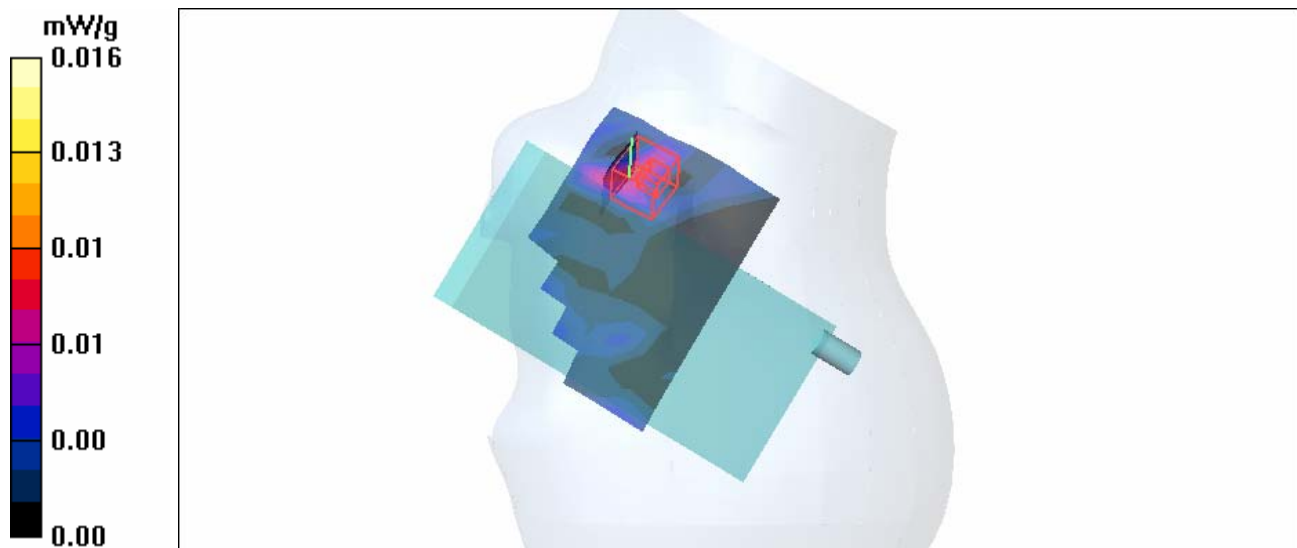
dx=5mm, dy=5mm, dz=5mm

Reference Value = 0.138 V/m

Peak SAR (extrapolated) = 0.016 W/kg

**SAR(1 g) = 0.000471W/g; SAR(10 g) = 4.57e-005 mW/g**

Maximum value of SAR (measured) = 0.016 mW/g



Test Laboratory: Advance Data Technology

### Left Head-Cheek-BT-Ch0-Mode 13

**DUT: EDA-Enterprise Digital Assistant ; Type: MC7090 ; Test Frequency: 2402 MHz**

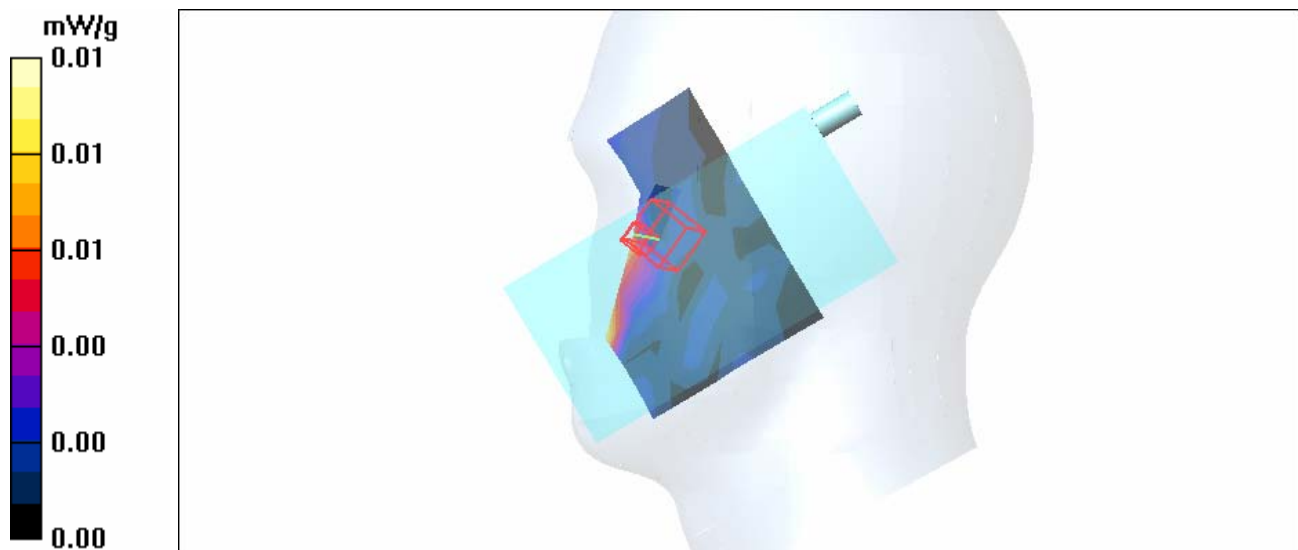
Communication System: Bluetooth ; Frequency: 2402 MHz ; Duty Cycle: 1:1  
 Phantom: SAM 12 Medium parameters used:  $f = 2402 \text{ MHz}$ ;  $\sigma = 1.76 \text{ mho/m}$ ;  $\epsilon_r = 39.3$ ;  $\rho = 1000 \text{ kg/m}^3$  ;  
 Liquid level: 151mm  
 Phantom section: Left Section ; DUT test position : Cheek ; Modulation type: GFSK  
 Antenna type : Chip Antenna ; Air temp. : 22.3 degrees ; Liquid temp. : 21.2 degrees

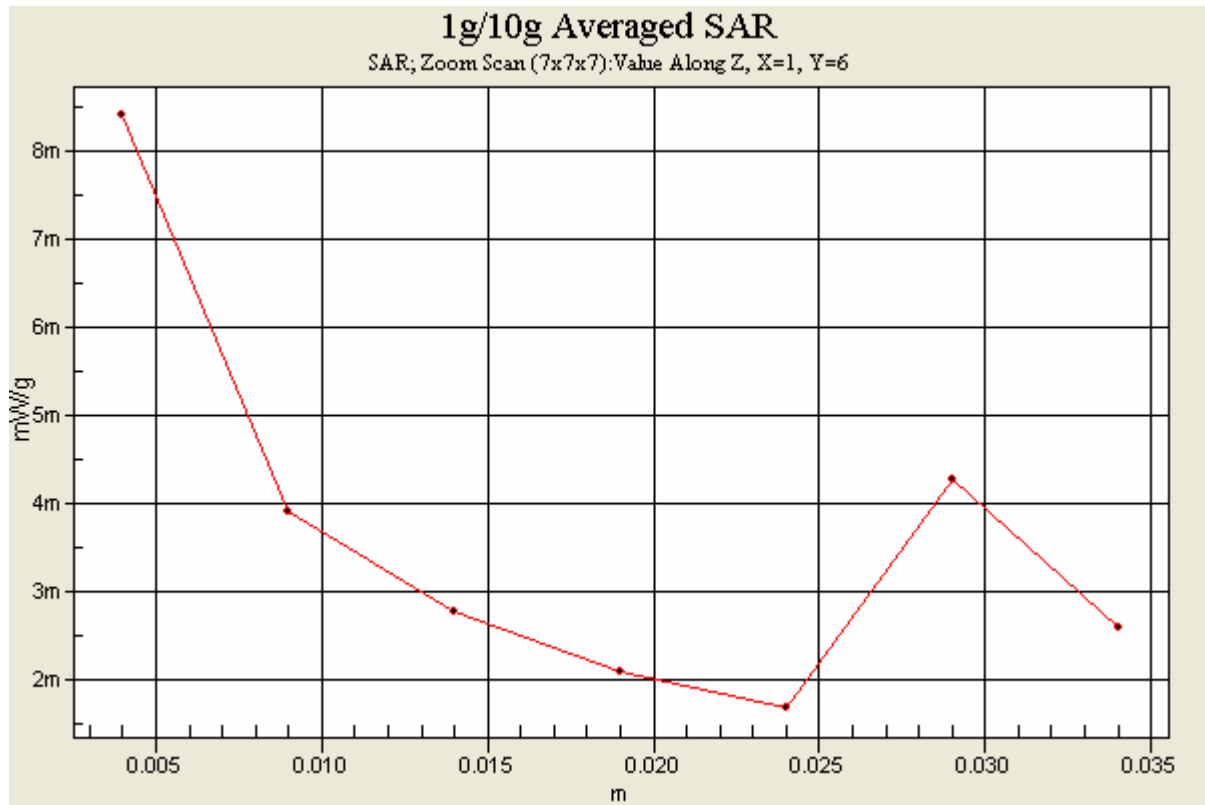
DASY4 Configuration:

- Probe: ET3DV6 - SN1790; ConvF(4.74, 4.74, 4.74) ; Calibrated: 2004/12/20
- Sensor-Surface: 4mm (Mechanical Surface Detection)
- Electronics: DAE3 Sn579; Calibrated: 2005/3/23
- Phantom: SAM 12; Type: SAM V4.0; Serial: TP 1202
- Measurement SW: DASY4, V4.5 Build 19; Postprocessing SW: SEMCAD, V1.8 Build 146

**Touch position - Low Channel 0/Area Scan (9x7x1):** Measurement grid:  $dx=15\text{mm}$ ,  $dy=15\text{mm}$   
 Maximum value of SAR (measured) = 0.01 mW/g

**Touch position - Low Channel 0/Zoom Scan (7x7x7) (7x7x7)/Cube 0:** Measurement grid:  
 $dx=5\text{mm}$ ,  $dy=5\text{mm}$ ,  $dz=5\text{mm}$   
 Reference Value = 0.816 V/m  
 Peak SAR (extrapolated) = 0.024 W/kg  
**SAR(1 g) = 0.00453 mW/g; SAR(10 g) = 0.000563 mW/g**





Test Laboratory: Advance Data Technology

### Left Head-Cheek-BT-Ch39-Mode 13

**DUT: EDA-Enterprise Digital Assistant ; Type: MC7090 ; Test Frequency: 2441 MHz**

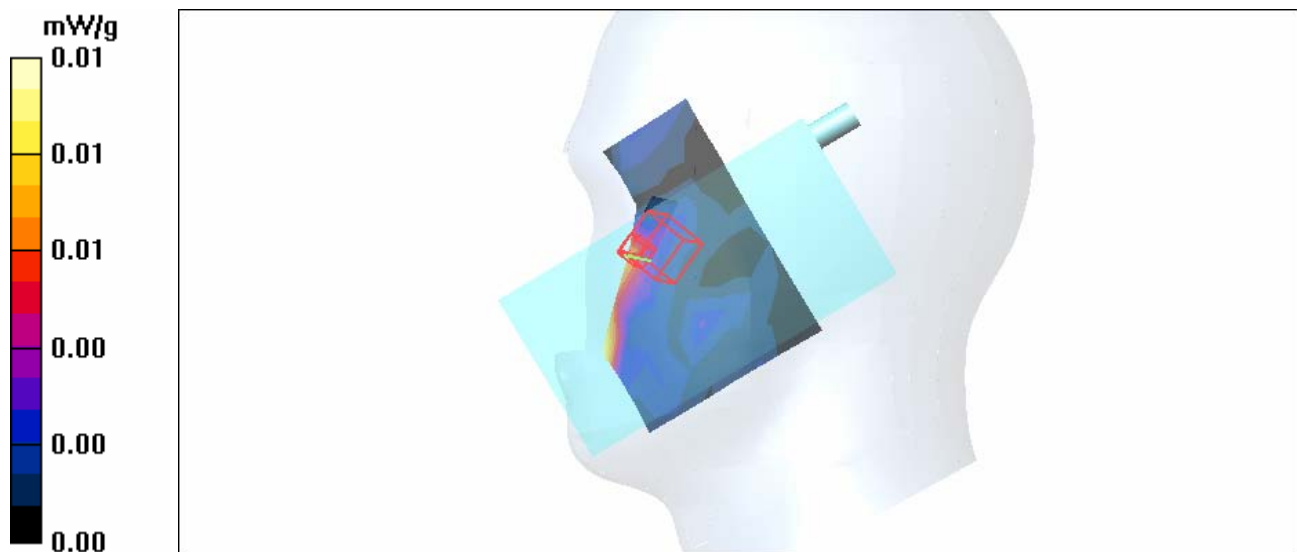
Communication System: Bluetooth ; Frequency: 2441 MHz ; Duty Cycle: 1:1  
 Phantom: SAM 12 Medium parameters used:  $f = 2441$  MHz;  $\sigma = 1.81$  mho/m;  $\epsilon_r = 39.1$ ;  $\rho = 1000$  kg/m<sup>3</sup> ;  
 Liquid level: 151mm  
 Phantom section: Left Section ; DUT test position : Cheek ; Modulation type: GFSK  
 Antenna type : Chip Antenna ; Air temp. : 22.3 degrees ; Liquid temp. : 21.2 degrees

DASY4 Configuration:

- Probe: ET3DV6 - SN1790; ConvF(4.74, 4.74, 4.74) ; Calibrated: 2004/12/20
- Sensor-Surface: 4mm (Mechanical Surface Detection)
- Electronics: DAE3 Sn579; Calibrated: 2005/3/23
- Phantom: SAM 12; Type: SAM V4.0; Serial: TP 1202
- Measurement SW: DASY4, V4.5 Build 19; Postprocessing SW: SEMCAD, V1.8 Build 146

**Touch position - Mid Channel 39/Area Scan (9x7x1):** Measurement grid: dx=15mm, dy=15mm  
 Maximum value of SAR (measured) = 0.01 mW/g

**Touch position - Mid Channel 39/Zoom Scan (7x7x7) (7x7x7)/Cube 0:** Measurement grid:  
 dx=5mm, dy=5mm, dz=5mm  
 Reference Value = 0.987 V/m  
 Peak SAR (extrapolated) = 0.013 W/kg  
**SAR(1 g) = 0.00142 mW/g; SAR(10 g) = 0.000206 mW/g**



Test Laboratory: Advance Data Technology

### Left Head-Cheek-BT-Ch78-Mode 13

**DUT: EDA-Enterprise Digital Assistant ; Type: MC7090 ; Test Frequency: 2480 MHz**

Communication System: Bluetooth ; Frequency: 2480 MHz ; Duty Cycle: 1:1  
 Phantom: SAM 12 Medium parameters used:  $f = 2480$  MHz;  $\sigma = 1.85$  mho/m;  $\epsilon_r = 39$ ;  $\rho = 1000$  kg/m<sup>3</sup> ;  
 Liquid level: 151mm  
 Phantom section: Left Section ; DUT test position : Cheek ; Modulation type: GFSK  
 Antenna type : Chip Antenna ; Air temp. : 22.3 degrees ; Liquid temp. : 21.2 degrees

DASY4 Configuration:

- Probe: ET3DV6 - SN1790; ConvF(4.74, 4.74, 4.74) ; Calibrated: 2004/12/20
- Sensor-Surface: 4mm (Mechanical Surface Detection)
- Electronics: DAE3 Sn579; Calibrated: 2005/3/23
- Phantom: SAM 12; Type: SAM V4.0; Serial: TP 1202
- Measurement SW: DASY4, V4.5 Build 19; Postprocessing SW: SEMCAD, V1.8 Build 146

**Touch position - High Channel 78/Area Scan (9x7x1):** Measurement grid: dx=15mm, dy=15mm

Maximum value of SAR (measured) = 0.012 mW/g

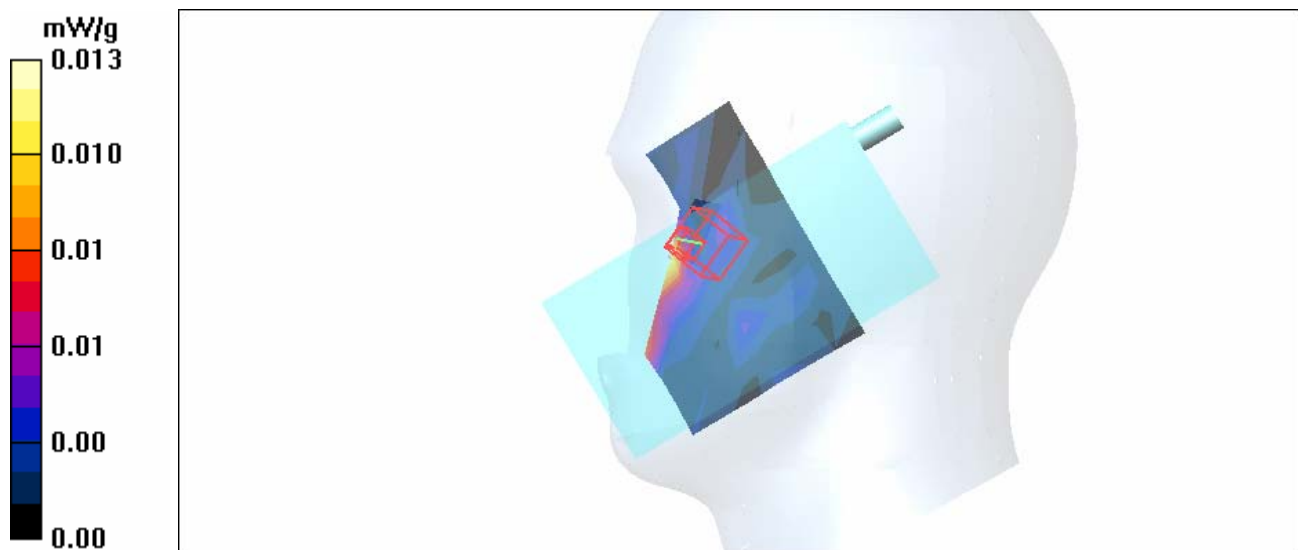
**Touch position - High Channel 78/Zoom Scan (7x7x7) (7x7x7)/Cube 0:** Measurement grid: dx=5mm, dy=5mm, dz=5mm

Reference Value = 0.646 V/m

Peak SAR (extrapolated) = 0.027 W/kg

**SAR(1 g) = 0.00232 mW/g; SAR(10 g) = 0.000295 mW/g**

Maximum value of SAR (measured) = 0.013 mW/g



Test Laboratory: Advance Data Technology

## Left Head-Tilt-BT-Ch0-Mode 14

**DUT: EDA-Enterprise Digital Assistant ; Type: MC7090 ; Test Frequency: 2402 MHz**

Communication System: Bluetooth ; Frequency: 2402 MHz; Duty Cycle: 1:1

Medium: HSL2450 Medium parameters used:  $f = 2402$  MHz;  $\sigma = 1.76$  mho/m;  $\epsilon_r = 39.3$ ;  $\rho = 1000$  kg/m<sup>3</sup> ;

Liquid level: 151mm

Phantom section: Left Section ; DUT test position : Tilt ; Modulation type: GFSK

Antenna type : Chip Antenna ; Air temp. : 22.3 degrees ; Liquid temp. : 21.2 degrees

DASY4 Configuration:

- Probe: ET3DV6 - SN1790 ; ConvF(4.74, 4.74, 4.74) ; Calibrated: 2004/12/20
- Sensor-Surface: 4mm (Mechanical Surface Detection)
- Electronics: DAE3 Sn579; Calibrated: 2005/3/23
- Phantom: SAM 12; Type: SAM V4.0; Serial: TP 1202
- Measurement SW: DASY4, V4.5 Build 19; Postprocessing SW: SEMCAD, V1.8 Build 146

**Tilt position - Low Channel 0/Area Scan (9x7x1):** Measurement grid: dx=15mm, dy=15mm

Maximum value of SAR (measured) = 0.010 mW/g

**Tilt position - Low Channel 0/Zoom Scan (7x7x7) (7x7x7)/Cube 0:** Measurement grid:

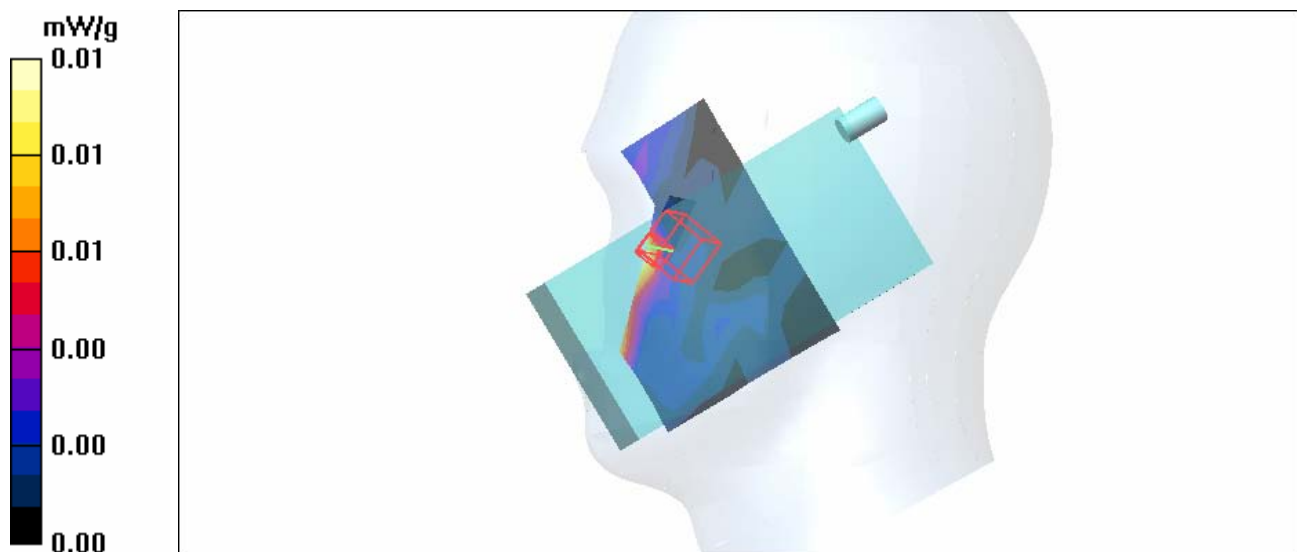
dx=5mm, dy=5mm, dz=5mm

Reference Value = 0.295 V/m

Peak SAR (extrapolated) = 0.01 W/kg

**SAR(1 g) = 0.00137 mW/g; SAR(10 g) = 0.000124 mW/g**

Maximum value of SAR (measured) = 0.01 mW/g



Test Laboratory: Advance Data Technology

## Left Head-Tilt-BT-Ch39-Mode 14

**DUT: EDA-Enterprise Digital Assistant ; Type: MC7090 ; Test Frequency: 2441 MHz**

Communication System: Bluetooth ; Frequency: 2441 MHz; Duty Cycle: 1:1

Medium: HSL2450 Medium parameters used:  $f = 2441$  MHz;  $\sigma = 1.81$  mho/m;  $\epsilon_r = 39.1$ ;  $\rho = 1000$  kg/m<sup>3</sup> ;

Liquid level: 151mm

Phantom section: Left Section ; DUT test position : Tilt ; Modulation type: GFSK

Antenna type : Chip Antenna ; Air temp. : 22.3 degrees ; Liquid temp. : 21.2 degrees

DASY4 Configuration:

- Probe: ET3DV6 - SN1790 ; ConvF(4.74, 4.74, 4.74) ; Calibrated: 2004/12/20

- Sensor-Surface: 4mm (Mechanical Surface Detection)

- Electronics: DAE3 Sn579; Calibrated: 2005/3/23

- Phantom: SAM 12; Type: SAM V4.0; Serial: TP 1202

- Measurement SW: DASY4, V4.5 Build 19; Postprocessing SW: SEMCAD, V1.8 Build 146

**Tilt position - Mid Channel 39/Area Scan (9x7x1):** Measurement grid: dx=15mm, dy=15mm

Maximum value of SAR (measured) = 0.01 mW/g

**Tilt position - Mid Channel 39/Zoom Scan (7x7x7) (7x7x7)/Cube 0:** Measurement grid:

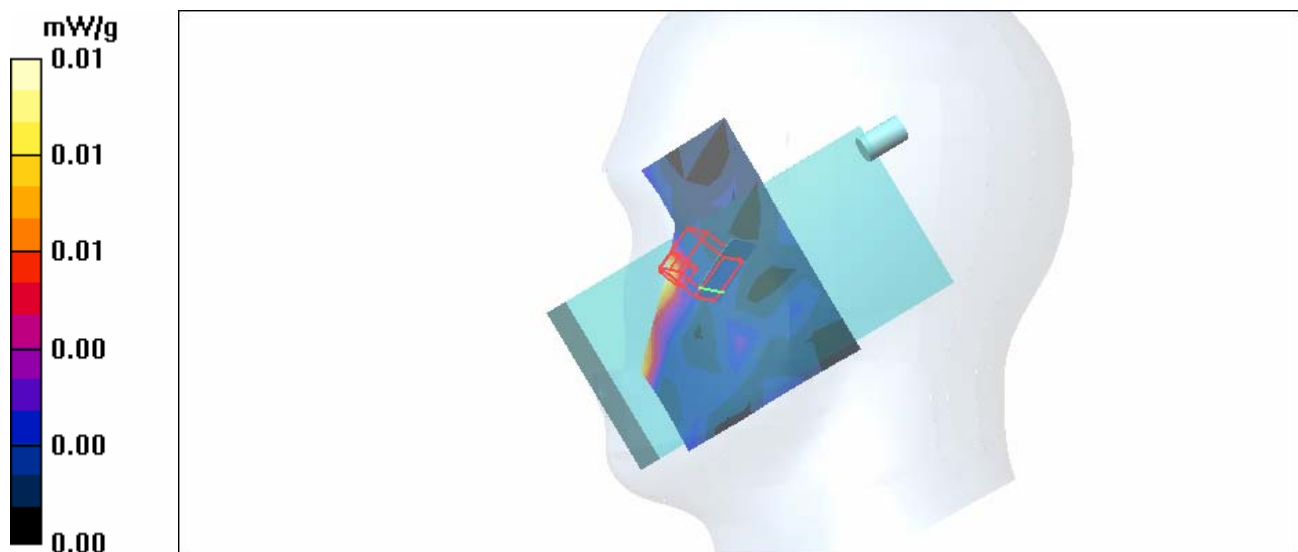
dx=5mm, dy=5mm, dz=5mm

Reference Value = 0.676 V/m

Peak SAR (extrapolated) = 0.01 W/kg

**SAR(1 g) = 0.000541 mW/g; SAR(10 g) = 7.04e-005 mW/g**

Maximum value of SAR (measured) = 0.00 mW/g



Test Laboratory: Advance Data Technology

## Left Head-Tilt-BT-Ch78-Mode 14

**DUT: EDA-Enterprise Digital Assistant ; Type: MC7090 ; Test Frequency: 2480 MHz**

Communication System: Bluetooth ; Frequency: 2480 MHz; Duty Cycle: 1:1

Medium: HSL2450 Medium parameters used:  $f = 2480$  MHz;  $\sigma = 1.85$  mho/m;  $\epsilon_r = 39$ ;  $\rho = 1000$  kg/m<sup>3</sup> ;

Liquid level: 151mm

Phantom section: Left Section ; DUT test position : Tilt ; Modulation type: GFSK

Antenna type : Chip Antenna ; Air temp. : 22.3 degrees ; Liquid temp. : 21.2 degrees

DASY4 Configuration:

- Probe: ET3DV6 - SN1790 ; ConvF(4.74, 4.74, 4.74) ; Calibrated: 2004/12/20

- Sensor-Surface: 4mm (Mechanical Surface Detection)

- Electronics: DAE3 Sn579; Calibrated: 2005/3/23

- Phantom: SAM 12; Type: SAM V4.0; Serial: TP 1202

- Measurement SW: DASY4, V4.5 Build 19; Postprocessing SW: SEMCAD, V1.8 Build 146

**Tilt position - High Channel 78/Area Scan (9x7x1):** Measurement grid: dx=15mm, dy=15mm

Maximum value of SAR (measured) = 0.01 mW/g

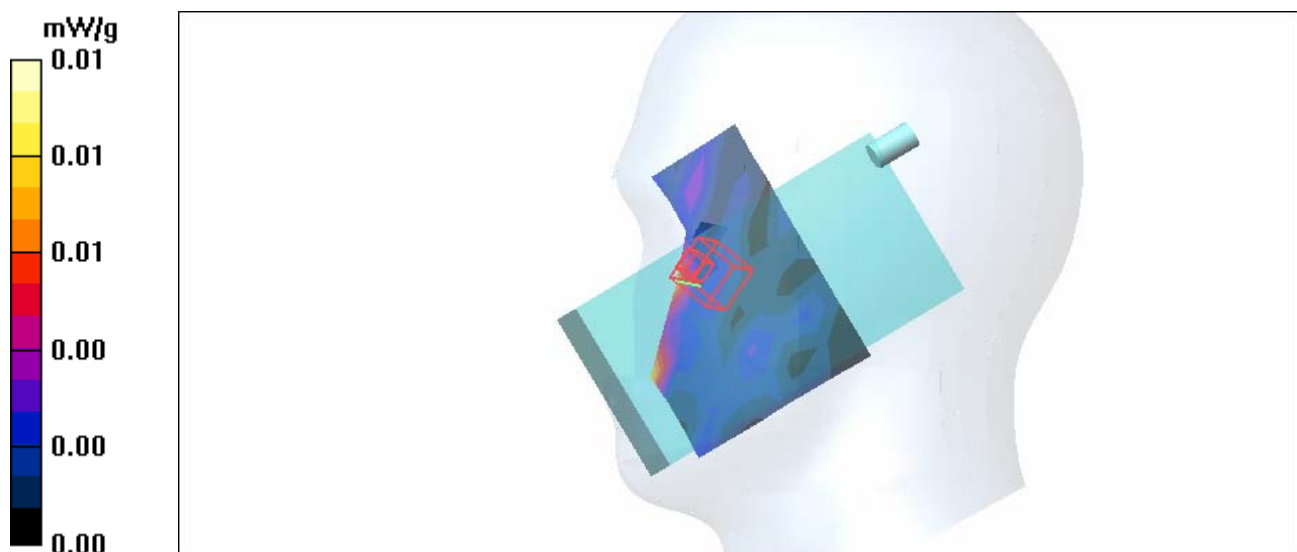
**Tilt position - High Channel 78/Zoom Scan (7x7x7) (7x7x7)/Cube 0:** Measurement grid:

dx=5mm, dy=5mm, dz=5mm

Reference Value = 0.547 V/m

Peak SAR (extrapolated) = 0.017 W/kg

**SAR(1 g) = 0.00195 mW/g; SAR(10 g) = 0.000256 mW/g**





Test Laboratory: Advance Data Technology

### Body Worn-BT-Ch0-Keypad Up-Mode 15

**DUT: EDA-Enterprise Digital Assistant ; Type: MC7090 ; Test Frequency: 2402 MHz**

Communication System: Bluetooth ; Frequency: 2402 MHz ; Duty Cycle: 1:1

Medium: MSL2450 Medium parameters used:  $f = 2402$  MHz;  $\sigma = 1.93$  mho/m;  $\epsilon_r = 51$ ;  $\rho = 1000$  kg/m<sup>3</sup> ; Liquid Level : 150mm

Phantom section: Flat Section ; DUT test position : Body ; Modulation Type: GFSK

Separation Distance : 0 mm ( The front side of the EUT to the Phantom)

Antenna Type : Chip Antenna ; Air Temp. : 22.4 degrees ; Liquid Temp. : 21.3 degrees

DASY4 Configuration:

- Probe: ET3DV6 - SN1790 ; ConvF(4.35, 4.35, 4.35) ; Calibrated: 2004/12/20

- Sensor-Surface: 4mm (Mechanical Surface Detection)

- Electronics: DAE3 Sn579 ; Calibrated: 2005/3/23

- Phantom: SAM 12 ; Type: SAM V4.0; Serial: TP 1202

- Measurement SW: DASY4, V4.5 Build 19 ; Postprocessing SW: SEMCAD, V1.8 Build 146

**Low Channel 0/Area Scan (9x7x1):** Measurement grid: dx=15mm, dy=15mm

Maximum value of SAR (measured) = 0.00 mW/g

**Low Channel 0/Zoom Scan (7x7x7) (7x7x7)/Cube 0:** Measurement grid: dx=5mm, dy=5mm, dz=5mm

Reference Value = 0.534 V/m

Peak SAR (extrapolated) = 0.01 W/kg

**SAR(1 g) = 4.41e-005 mW/g; SAR(10 g) = 1.09e-005 mW/g**

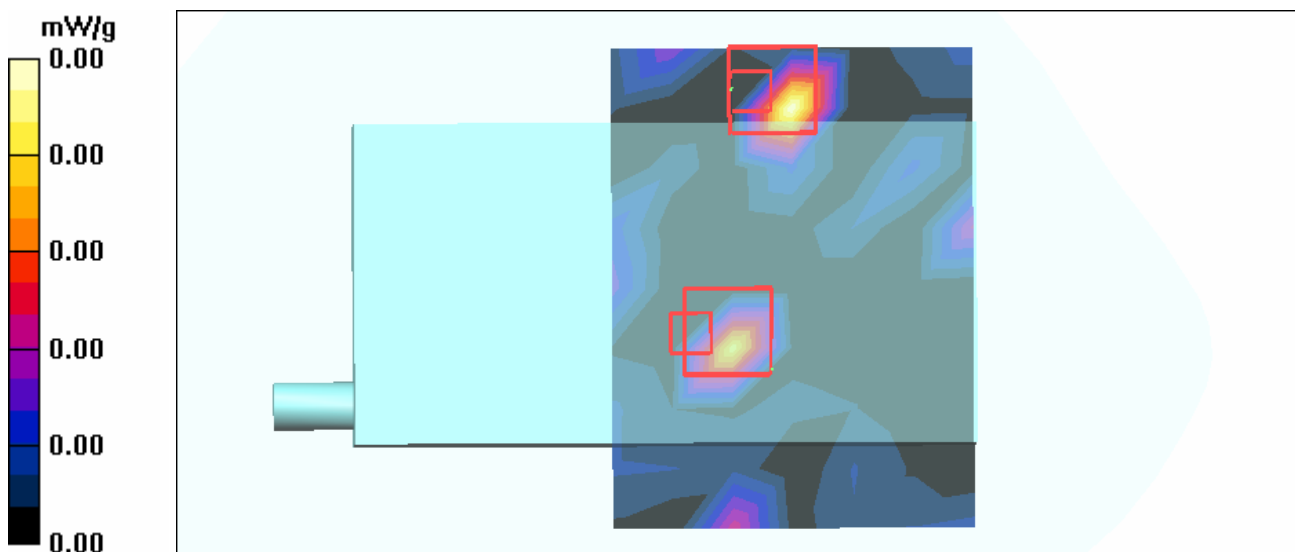
Maximum value of SAR (measured) = 0.01 mW/g

**Low Channel 0/Zoom Scan (7x7x7) (7x7x7)/Cube 1:** Measurement grid: dx=5mm, dy=5mm, dz=5mm

Reference Value = 0.534 V/m

Peak SAR (extrapolated) = 0.01 W/kg

**SAR(1 g) = 6.4e-005 mW/g; SAR(10 g) = 9.71e-006 mW/g**



Test Laboratory: Advance Data Technology

### Body Worn-BT-Ch39-Keypad Up-Mode 15

**DUT: EDA-Enterprise Digital Assistant ; Type: MC7090 ; Test Frequency: 2441 MHz**

Communication System: Bluetooth ; Frequency: 2441 MHz ; Duty Cycle: 1:1

Medium: MSL2450 Medium parameters used:  $f = 2441$  MHz;  $\sigma = 1.98$  mho/m;  $\epsilon_r = 50.9$ ;  $\rho = 1000$  kg/m<sup>3</sup> ; Liquid Level : 150mm

Phantom section: Flat Section ; DUT test position : Body ; Modulation Type: GFSK

Separation Distance : 0 mm ( The front side of the EUT to the Phantom)

Antenna Type : Chip Antenna ; Air Temp. : 22.4 degrees ; Liquid Temp. : 21.3 degrees

DASY4 Configuration:

- Probe: ET3DV6 - SN1790 ; ConvF(4.35, 4.35, 4.35) ; Calibrated: 2004/12/20

- Sensor-Surface: 4mm (Mechanical Surface Detection)

- Electronics: DAE3 Sn579 ; Calibrated: 2005/3/23

- Phantom: SAM 12 ; Type: SAM V4.0; Serial: TP 1202

- Measurement SW: DASY4, V4.5 Build 19 ; Postprocessing SW: SEMCAD, V1.8 Build 146

**Mid Channel 39/Area Scan (9x7x1):** Measurement grid: dx=15mm, dy=15mm

Maximum value of SAR (measured) = 0.00 mW/g

**Mid Channel 39/Zoom Scan (7x7x7) (7x7x7)/Cube 0:** Measurement grid: dx=5mm, dy=5mm, dz=5mm

Reference Value = 0.272 V/m

Peak SAR (extrapolated) = 0.01 W/kg

**SAR(1 g) = 7.54e-005 mW/g; SAR(10 g) = 1.75e-005 mW/g**

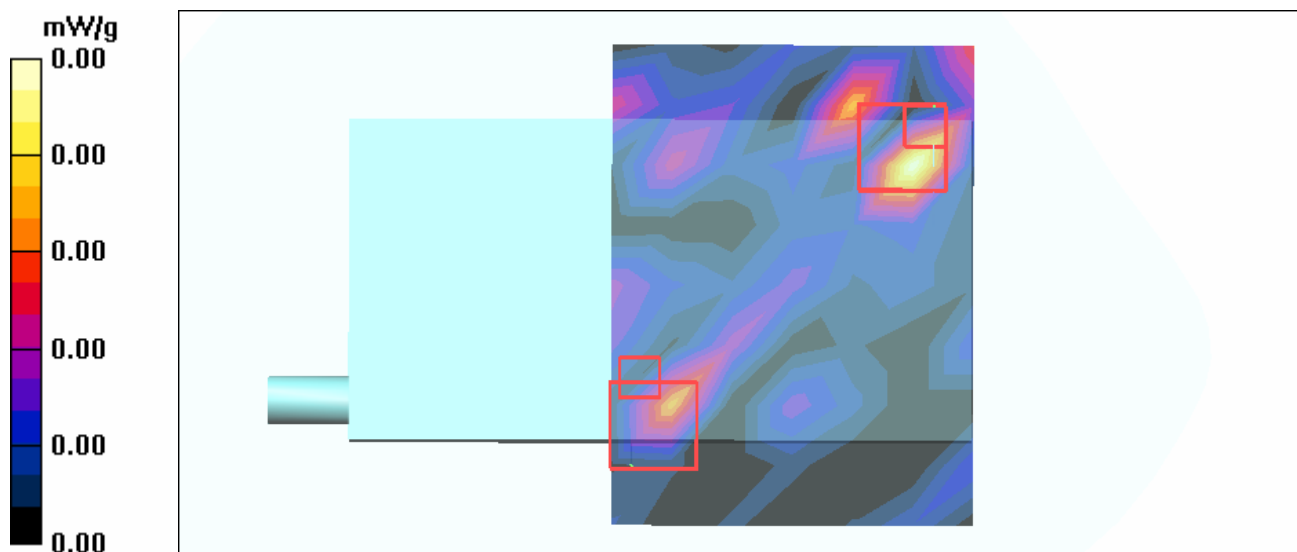
Maximum value of SAR (measured) = 0.01 mW/g

**Mid Channel 39/Zoom Scan (7x7x7) (7x7x7)/Cube 1:** Measurement grid: dx=5mm, dy=5mm, dz=5mm

Reference Value = 0.272 V/m

Peak SAR (extrapolated) = 0.01 W/kg

**SAR(1 g) = 0.000149 mW/g; SAR(10 g) = 1.86e-005 mW/g**



Test Laboratory: Advance Data Technology

### Body Worn-BT-Ch78-Keypad Up-Mode 15

**DUT: EDA-Enterprise Digital Assistant ; Type: MC7090 ; Test Frequency: 2480 MHz**

Communication System: Bluetooth ; Frequency: 2480 MHz ; Duty Cycle: 1:1

Medium: MSL2450 Medium parameters used:  $f = 2480$  MHz;  $\sigma = 2.03$  mho/m;  $\epsilon_r = 50.8$ ;  $\rho = 1000$  kg/m<sup>3</sup> ; Liquid Level : 150mm

Phantom section: Flat Section ; DUT test position : Body ; Modulation Type: GFSK

Separation Distance : 0 mm ( The front side of the EUT to the Phantom)

Antenna Type : Chip Antenna ; Air Temp. : 22.4 degrees ; Liquid Temp. : 21.3 degrees

DASY4 Configuration:

- Probe: ET3DV6 - SN1790 ; ConvF(4.35, 4.35, 4.35) ; Calibrated: 2004/12/20

- Sensor-Surface: 4mm (Mechanical Surface Detection)

- Electronics: DAE3 Sn579 ; Calibrated: 2005/3/23

- Phantom: SAM 12 ; Type: SAM V4.0; Serial: TP 1202

- Measurement SW: DASY4, V4.5 Build 19 ; Postprocessing SW: SEMCAD, V1.8 Build 146

**High Channel 78/Area Scan (9x7x1):** Measurement grid: dx=15mm, dy=15mm

Maximum value of SAR (measured) = 0.00 mW/g

**High Channel 78/Zoom Scan (7x7x7) (7x7x7)/Cube 0:** Measurement grid: dx=5mm, dy=5mm, dz=5mm

Reference Value = 0.563 V/m

Peak SAR (extrapolated) = 0.01 W/kg

**SAR(1 g) = 0.000179 mW/g; SAR(10 g) = 3.94e-005 mW/g**

Maximum value of SAR (measured) = 0.01 mW/g

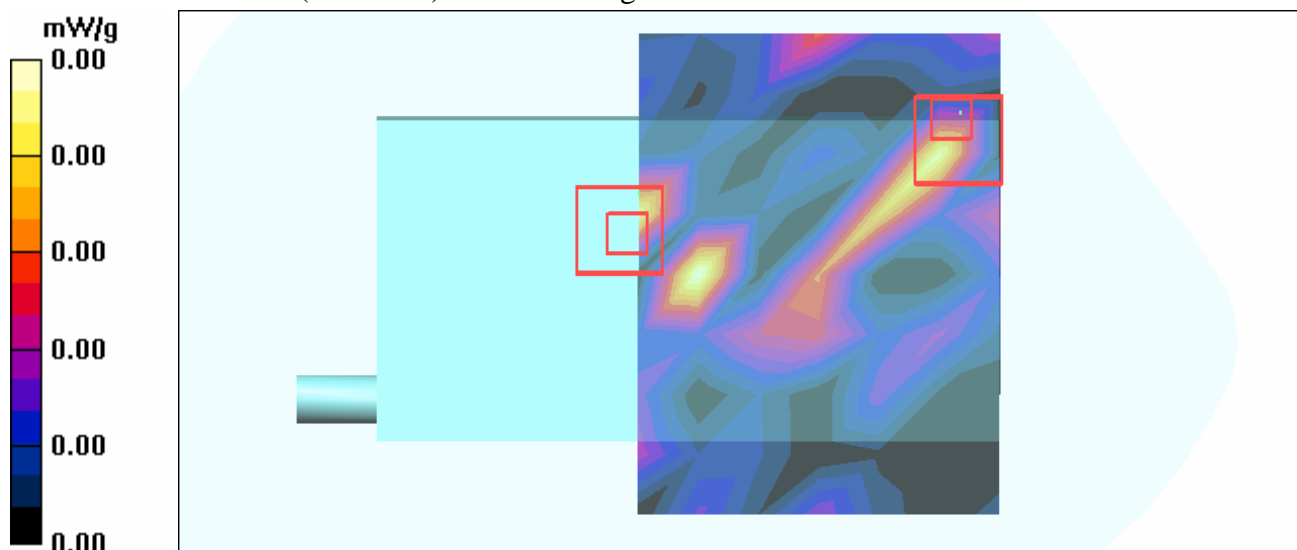
**High Channel 78/Zoom Scan (7x7x7) (7x7x7)/Cube 1:** Measurement grid: dx=5mm, dy=5mm, dz=5mm

Reference Value = 0.563 V/m

Peak SAR (extrapolated) = 0.025 W/kg

**SAR(1 g) = 0.000234 mW/g; SAR(10 g) = 0.0001 mW/g**

Maximum value of SAR (measured) = 0.010 mW/g



Test Laboratory: Advance Data Technology

## Right Head-Cheek-11a-Ch36-Mode 16

**DUT: EDA-Enterprise Digital Assistant ; Type: MC7090 ; Test Frequency: 5180 MHz**

Communication System: 802.11a ; Frequency: 5180 MHz ; Duty Cycle: 1:1

Phantom: SAM 12 Medium parameters used:  $f = 5180$  MHz;  $\sigma = 4.69$  mho/m;  $\epsilon_r = 36.8$ ;  $\rho = 1000$  kg/m<sup>3</sup> ;  
Liquid level: 150mm

Phantom section: Right Section ; DUT test position : Cheek ; Modulation type: OFDM

Antenna type : PIFA Antenna ; Air temp. : 22.7 degrees ; Liquid temp. : 21.8 degrees

DASY4 Configuration:

- Probe: EX3DV3 - SN3506; ConvF(5.21, 5.21, 5.21) ; Calibrated: 2004/3/19
- Sensor-Surface: 2.5mm (Mechanical Surface Detection)
- Electronics: DAE3 Sn579; Calibrated: 2005/3/23
- Phantom: SAM 12; Type: SAM V4.0; Serial: TP 1202
- Measurement SW: DASY4, V4.5 Build 19; Postprocessing SW: SEMCAD, V1.8 Build 146

**Touch Position - Low Channel 36/Area Scan (9x19x1):** Measurement grid: dx=10mm, dy=10mm

Maximum value of SAR (measured) = 1.23 mW/g


**Touch Position - Low Channel 36/Zoom Scan (8x8x8)/Cube 0:** Measurement grid: dx=4.3mm, dy=4.3mm, dz=3mm

Reference Value = 8.61 V/m

Peak SAR (extrapolated) = 2.38 W/kg

**SAR(1 g) = 0.756 mW/g; SAR(10 g) = 0.262 mW/g**

Maximum value of SAR (measured) = 1.22 mW/g



Test Laboratory: Advance Data Technology

## Right Head-Cheek-11a-Ch48-Mode 16

**DUT: EDA-Enterprise Digital Assistant ; Type: MC7090 ; Test Frequency: 5240 MHz**

Communication System: 802.11a ; Frequency: 5240 MHz ; Duty Cycle: 1:1

Phantom: SAM 12 Medium parameters used:  $f = 5240$  MHz;  $\sigma = 4.76$  mho/m;  $\epsilon_r = 36.7$ ;  $\rho = 1000$  kg/m<sup>3</sup> ;

Liquid level: 150mm

Phantom section: Right Section ; DUT test position : Cheek ; Modulation type: OFDM

Antenna type : PIFA Antenna ; Air temp. : 22.7 degrees ; Liquid temp. : 21.8 degrees

DASY4 Configuration:

- Probe: EX3DV3 - SN3506; ConvF(5.21, 5.21, 5.21) ; Calibrated: 2004/3/19

- Sensor-Surface: 2.5mm (Mechanical Surface Detection)

- Electronics: DAE3 Sn579; Calibrated: 2005/3/23

- Phantom: SAM 12; Type: SAM V4.0; Serial: TP 1202

- Measurement SW: DASY4, V4.5 Build 19; Postprocessing SW: SEMCAD, V1.8 Build 146

**Touch Position - Mid Channel 48/Area Scan (9x19x1):** Measurement grid: dx=10mm, dy=10mm

Maximum value of SAR (measured) = 1.57 mW/g


**Touch Position - Mid Channel 48/Zoom Scan (8x8x8)/Cube 0:** Measurement grid: dx=4.3mm, dy=4.3mm, dz=3mm

Reference Value = 8.91 V/m

Peak SAR (extrapolated) = 2.81 W/kg

**SAR(1 g) = 0.920 mW/g; SAR(10 g) = 0.329 mW/g**

Maximum value of SAR (measured) = 1.49 mW/g



Test Laboratory: Advance Data Technology

## Right Head-Cheek-11a-Ch52-Mode 16

**DUT: EDA-Enterprise Digital Assistant ; Type: MC7090 ; Test Frequency: 5260 MHz**

Communication System: 802.11a ; Frequency: 5260 MHz ; Duty Cycle: 1:1

Phantom: SAM 12 Medium parameters used:  $f = 5260$  MHz;  $\sigma = 4.79$  mho/m;  $\epsilon_r = 36.6$ ;  $\rho = 1000$  kg/m<sup>3</sup> ;  
Liquid level: 150mm

Phantom section: Right Section ; DUT test position : Cheek ; Modulation type: OFDM

Antenna type : PIFA Antenna ; Air temp. : 22.7 degrees ; Liquid temp. : 21.8 degrees

DASY4 Configuration:

- Probe: EX3DV3 - SN3506; ConvF(5.21, 5.21, 5.21) ; Calibrated: 2004/3/19
- Sensor-Surface: 2.5mm (Mechanical Surface Detection)
- Electronics: DAE3 Sn579; Calibrated: 2005/3/23
- Phantom: SAM 12; Type: SAM V4.0; Serial: TP 1202
- Measurement SW: DASY4, V4.5 Build 19; Postprocessing SW: SEMCAD, V1.8 Build 146

**Touch Position - Mid Channel 52/Area Scan (9x19x1):** Measurement grid: dx=10mm, dy=10mm

Maximum value of SAR (measured) = 1.43 mW/g

**Touch Position - Mid Channel 52/Zoom Scan (8x8x8)/Cube 0:** Measurement grid: dx=4.3mm, dy=4.3mm, dz=3mm

Reference Value = 9.85 V/m

Peak SAR (extrapolated) = 2.93 W/kg

**SAR(1 g) = 0.905 mW/g; SAR(10 g) = 0.311 mW/g**

Maximum value of SAR (measured) = 1.48 mW/g



Test Laboratory: Advance Data Technology

## Right Head-Cheek-11a-Ch64-Mode 16

**DUT: EDA-Enterprise Digital Assistant ; Type: MC7090 ; Test Frequency: 5320 MHz**

Communication System: 802.11a ; Frequency: 5320 MHz ; Duty Cycle: 1:1

Phantom: SAM 12 Medium parameters used:  $f = 5320$  MHz;  $\sigma = 4.86$  mho/m;  $\epsilon_r = 36.5$ ;  $\rho = 1000$  kg/m<sup>3</sup> ;

Liquid level: 150mm

Phantom section: Right Section ; DUT test position : Cheek ; Modulation type: OFDM

Antenna type : PIFA Antenna ; Air temp. : 22.7 degrees ; Liquid temp. : 21.8 degrees

DASY4 Configuration:

- Probe: EX3DV3 - SN3506; ConvF(5.21, 5.21, 5.21) ; Calibrated: 2004/3/19

- Sensor-Surface: 2.5mm (Mechanical Surface Detection)

- Electronics: DAE3 Sn579; Calibrated: 2005/3/23

- Phantom: SAM 12; Type: SAM V4.0; Serial: TP 1202

- Measurement SW: DASY4, V4.5 Build 19; Postprocessing SW: SEMCAD, V1.8 Build 146

**Touch Position - Mid Channel 64/Area Scan (9x19x1):** Measurement grid: dx=10mm, dy=10mm

Maximum value of SAR (measured) = 1.40 mW/g


**Touch Position - Mid Channel 64/Zoom Scan (8x8x8)/Cube 0:** Measurement grid: dx=4.3mm, dy=4.3mm, dz=3mm

Reference Value = 11.3 V/m

Peak SAR (extrapolated) = 2.94 W/kg

**SAR(1 g) = 0.914 mW/g; SAR(10 g) = 0.326 mW/g**

Maximum value of SAR (measured) = 1.49 mW/g



Test Laboratory: Advance Data Technology

## Right Head-Cheek-11a-Ch149-Mode 16

**DUT: EDA-Enterprise Digital Assistant ; Type: MC7090 ; Test Frequency: 5745 MHz**

Communication System: 802.11a ; Frequency: 5745 MHz ; Duty Cycle: 1:1

Phantom: SAM 12 Medium parameters used:  $f = 5745$  MHz;  $\sigma = 5.37$  mho/m;  $\epsilon_r = 35.6$ ;  $\rho = 1000$  kg/m<sup>3</sup> ;

Liquid level: 150mm

Phantom section: Right Section ; DUT test position : Cheek ; Modulation type: OFDM

Antenna type : PIFA Antenna ; Air temp. : 22.7 degrees ; Liquid temp. : 21.8 degrees

DASY4 Configuration:

- Probe: EX3DV3 - SN3506; ConvF(4.62, 4.62, 4.62) ; Calibrated: 2004/3/19

- Sensor-Surface: 2.5mm (Mechanical Surface Detection)

- Electronics: DAE3 Sn579; Calibrated: 2005/3/23

- Phantom: SAM 12; Type: SAM V4.0; Serial: TP 1202

- Measurement SW: DASY4, V4.5 Build 19; Postprocessing SW: SEMCAD, V1.8 Build 146

**Touch Position - Mid Channel 149/Area Scan (9x19x1):** Measurement grid: dx=10mm, dy=10mm

Maximum value of SAR (measured) = 0.427 mW/g

**Touch Position - Mid Channel 149/Zoom Scan (8x8x8)/Cube 0:** Measurement grid:


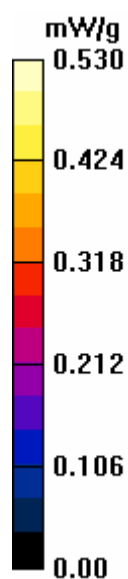
dx=4.3mm, dy=4.3mm, dz=3mm

Reference Value = 6.35 V/m

Peak SAR (extrapolated) = 1.04 W/kg

**SAR(1 g) = 0.314 mW/g; SAR(10 g) = 0.114 mW/g**

Maximum value of SAR (measured) = 0.530 mW/g





Test Laboratory: Advance Data Technology

## Right Head-Cheek-11a-Ch157-Mode 16

**DUT: EDA-Enterprise Digital Assistant ; Type: MC7090 ; Test Frequency: 5785 MHz**

Communication System: 802.11a ; Frequency: 5785 MHz ; Duty Cycle: 1:1

Phantom: SAM 12 Medium parameters used:  $f = 5785$  MHz;  $\sigma = 5.41$  mho/m;  $\epsilon_r = 35.6$ ;  $\rho = 1000$  kg/m<sup>3</sup> ;

Liquid level: 150mm

Phantom section: Right Section ; DUT test position : Cheek ; Modulation type: OFDM

Antenna type : PIFA Antenna ; Air temp. : 22.7 degrees ; Liquid temp. : 21.8 degrees

DASY4 Configuration:

- Probe: EX3DV3 - SN3506; ConvF(4.62, 4.62, 4.62) ; Calibrated: 2004/3/19

- Sensor-Surface: 2.5mm (Mechanical Surface Detection)

- Electronics: DAE3 Sn579; Calibrated: 2005/3/23

- Phantom: SAM 12; Type: SAM V4.0; Serial: TP 1202

- Measurement SW: DASY4, V4.5 Build 19; Postprocessing SW: SEMCAD, V1.8 Build 146

**Touch Position - Mid Channel 157/Area Scan (9x19x1):** Measurement grid: dx=10mm, dy=10mm

Maximum value of SAR (measured) = 0.533 mW/g

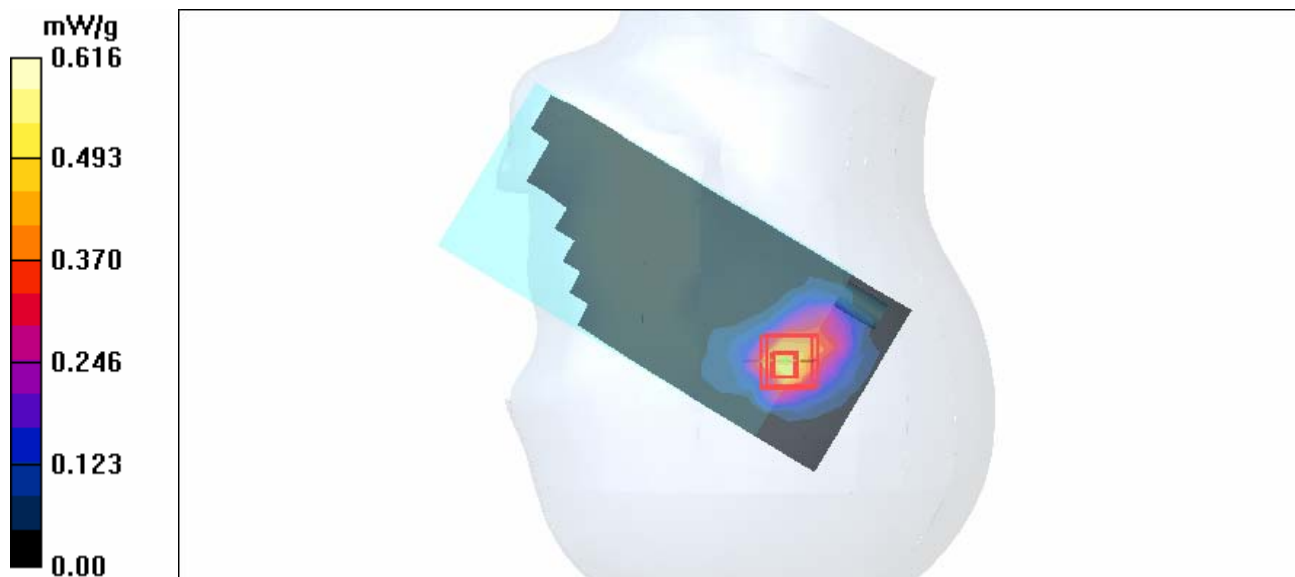
**Touch Position - Mid Channel 157/Zoom Scan (8x8x8)/Cube 0:** Measurement grid: dx=4.3mm, dy=4.3mm, dz=3mm

Reference Value = 7.31 V/m

Peak SAR (extrapolated) = 1.33 W/kg

**SAR(1 g) = 0.380 mW/g; SAR(10 g) = 0.139 mW/g**

Maximum value of SAR (measured) = 0.616 mW/g



Test Laboratory: Advance Data Technology

## Right Head-Cheek-11a-Ch165-Mode 16

**DUT: EDA-Enterprise Digital Assistant ; Type: MC7090 ; Test Frequency: 5825 MHz**

Communication System: 802.11a ; Frequency: 5825 MHz ; Duty Cycle: 1:1

Phantom: SAM 12 Medium parameters used:  $f = 5825$  MHz;  $\sigma = 5.45$  mho/m;  $\epsilon_r = 35.5$ ;  $\rho = 1000$  kg/m<sup>3</sup> ;

Liquid level: 150mm

Phantom section: Right Section ; DUT test position : Cheek ; Modulation type: OFDM

Antenna type : PIFA Antenna ; Air temp. : 22.7 degrees ; Liquid temp. : 21.8 degrees

DASY4 Configuration:

- Probe: EX3DV3 - SN3506; ConvF(4.62, 4.62, 4.62) ; Calibrated: 2004/3/19

- Sensor-Surface: 2.5mm (Mechanical Surface Detection)

- Electronics: DAE3 Sn579; Calibrated: 2005/3/23

- Phantom: SAM 12; Type: SAM V4.0; Serial: TP 1202

- Measurement SW: DASY4, V4.5 Build 19; Postprocessing SW: SEMCAD, V1.8 Build 146

**Touch Position - High Channel 165/Area Scan (9x19x1):** Measurement grid: dx=10mm, dy=10mm

Maximum value of SAR (measured) = 0.755 mW/g

**Touch Position - High Channel 165/Zoom Scan (8x8x8)/Cube 0:** Measurement grid:

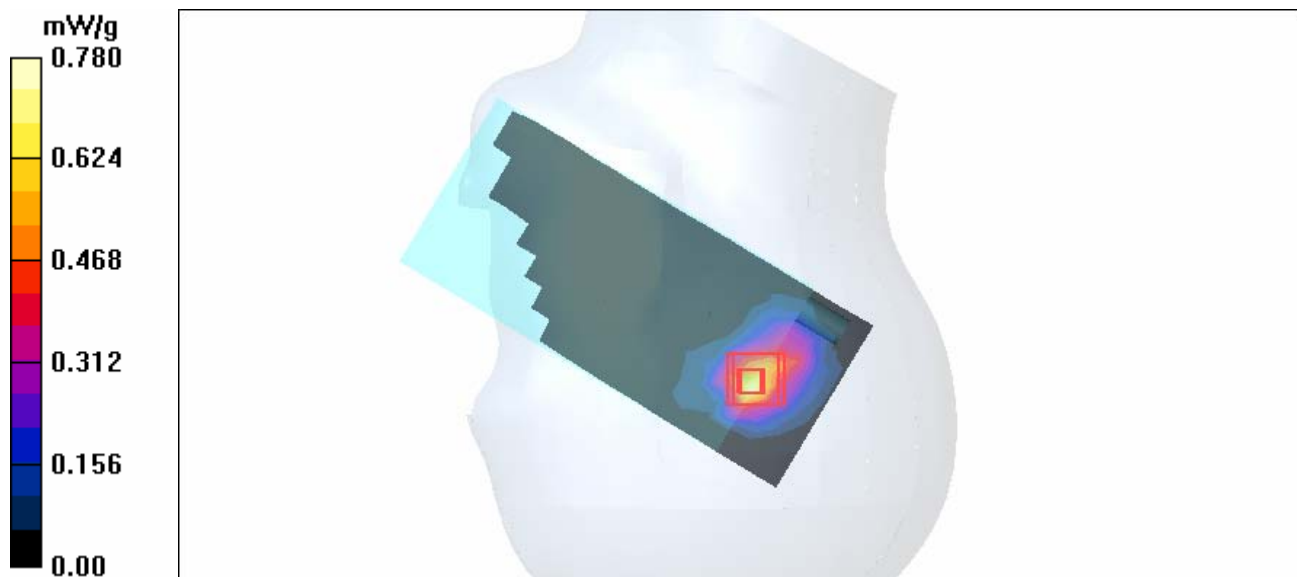
dx=4.3mm, dy=4.3mm, dz=3mm

Reference Value = 7.19 V/m

Peak SAR (extrapolated) = 1.60 W/kg

**SAR(1 g) = 0.468 mW/g; SAR(10 g) = 0.169 mW/g**

Maximum value of SAR (measured) = 0.780 mW/g



Test Laboratory: Advance Data Technology

## Right Head-Tilt-11a-Ch36-Mode 17

**DUT: EDA-Enterprise Digital Assistant ; Type: MC7090 ; Test Frequency: 5180 MHz**

Communication System: 802.11a ; Frequency: 5180 MHz; Duty Cycle: 1:1

Medium: HSL5800 Medium parameters used:  $f = 5180 \text{ MHz}$ ;  $\sigma = 4.69 \text{ mho/m}$ ;  $\epsilon_r = 36.8$ ;  $\rho = 1000 \text{ kg/m}^3$  ;

Liquid level: 150 mm

Phantom section: Right Section ; DUT test position : Tilt ; Modulation type: OFDM

Antenna type : PIFA Antenna ; Air temp. : 22.7 degrees ; Liquid temp. : 21.8 degrees

DASY4 Configuration:

- Probe: EX3DV3 - SN3506 ; ConvF(5.21, 5.21, 5.21) ; Calibrated: 2004/3/19
- Sensor-Surface: 2.5mm (Mechanical Surface Detection)
- Electronics: DAE3 Sn579; Calibrated: 2005/3/23
- Phantom: SAM 12; Type: SAM V4.0; Serial: TP 1202
- Measurement SW: DASY4, V4.5 Build 19; Postprocessing SW: SEMCAD, V1.8 Build 146

**Tilt Position - Low Channel 36/Area Scan (9x19x1):** Measurement grid:  $dx=10\text{mm}$ ,  $dy=10\text{mm}$

Maximum value of SAR (measured) = 1.40 mW/g

**Tilt Position - Low Channel 36/Zoom Scan (8x8x8)/Cube 0:** Measurement grid:  $dx=4.3\text{mm}$ ,


$dy=4.3\text{mm}$ ,  $dz=3\text{mm}$

Reference Value = 11.4 V/m

Peak SAR (extrapolated) = 2.80 W/kg

**SAR(1 g) = 0.889 mW/g; SAR(10 g) = 0.312 mW/g**

Maximum value of SAR (measured) = 1.43 mW/g



Test Laboratory: Advance Data Technology

## Right Head-Tilt-11a-Ch48-Mode 17

**DUT: EDA-Enterprise Digital Assistant ; Type: MC7090 ; Test Frequency: 5240 MHz**

Communication System: 802.11a ; Frequency: 5240 MHz; Duty Cycle: 1:1

Medium: HSL5800 Medium parameters used:  $f = 5240$  MHz;  $\sigma = 4.76$  mho/m;  $\epsilon_r = 36.7$ ;  $\rho = 1000$  kg/m<sup>3</sup> ;

Liquid level: 150 mm

Phantom section: Right Section ; DUT test position : Tilt ; Modulation type: OFDM

Antenna type : PIFA Antenna ; Air temp. : 22.7 degrees ; Liquid temp. : 21.8 degrees

DASY4 Configuration:

- Probe: EX3DV3 - SN3506 ; ConvF(5.21, 5.21, 5.21) ; Calibrated: 2004/3/19
- Sensor-Surface: 2.5mm (Mechanical Surface Detection)
- Electronics: DAE3 Sn579; Calibrated: 2005/3/23
- Phantom: SAM 12; Type: SAM V4.0; Serial: TP 1202
- Measurement SW: DASY4, V4.5 Build 19; Postprocessing SW: SEMCAD, V1.8 Build 146

**Tilt Position - Mid Channel 48/Area Scan (9x19x1):** Measurement grid: dx=10mm, dy=10mm

Maximum value of SAR (measured) = 1.54 mW/g

**Tilt Position - Mid Channel 48/Zoom Scan (8x8x8)/Cube 0:** Measurement grid: dx=4.3mm,


dy=4.3mm, dz=3mm

Reference Value = 12.3 V/m

Peak SAR (extrapolated) = 3.18 W/kg

**SAR(1 g) = 0.998 mW/g; SAR(10 g) = 0.351 mW/g**

Maximum value of SAR (measured) = 1.61 mW/g



Test Laboratory: Advance Data Technology

## Right Head-Tilt-11a-Ch52-Mode 17

**DUT: EDA-Enterprise Digital Assistant ; Type: MC7090 ; Test Frequency: 5260 MHz**

Communication System: 802.11a ; Frequency: 5260 MHz; Duty Cycle: 1:1

Medium: HSL5800 Medium parameters used:  $f = 5260$  MHz;  $\sigma = 4.79$  mho/m;  $\epsilon_r = 36.6$ ;  $\rho = 1000$  kg/m<sup>3</sup> ;

Liquid level: 150 mm

Phantom section: Right Section ; DUT test position : Tilt ; Modulation type: OFDM

Antenna type : PIFA Antenna ; Air temp. : 22.7 degrees ; Liquid temp. : 21.8 degrees

DASY4 Configuration:

- Probe: EX3DV3 - SN3506 ; ConvF(5.21, 5.21, 5.21) ; Calibrated: 2004/3/19
- Sensor-Surface: 2.5mm (Mechanical Surface Detection)
- Electronics: DAE3 Sn579; Calibrated: 2005/3/23
- Phantom: SAM 12; Type: SAM V4.0; Serial: TP 1202
- Measurement SW: DASY4, V4.5 Build 19; Postprocessing SW: SEMCAD, V1.8 Build 146

**Tilt Position - Mid Channel 52/Area Scan (9x19x1):** Measurement grid: dx=10mm, dy=10mm

Maximum value of SAR (measured) = 1.60 mW/g

**Tilt Position - Mid Channel 52/Zoom Scan (8x8x8)/Cube 0:** Measurement grid: dx=4.3mm,

dy=4.3mm, dz=3mm

Reference Value = 12.5 V/m

Peak SAR (extrapolated) = 3.27 W/kg

**SAR(1 g) = 1.03 mW/g; SAR(10 g) = 0.363 mW/g**

Maximum value of SAR (measured) = 1.65 mW/g



Test Laboratory: Advance Data Technology

## Right Head-Tilt-11a-Ch64-Mode 17

**DUT: EDA-Enterprise Digital Assistant ; Type: MC7090 ; Test Frequency: 5320 MHz**

Communication System: 802.11a ; Frequency: 5320 MHz; Duty Cycle: 1:1

Medium: HSL5800 Medium parameters used:  $f = 5320$  MHz;  $\sigma = 4.86$  mho/m;  $\epsilon_r = 36.5$ ;  $\rho = 1000$  kg/m<sup>3</sup> ;

Liquid level: 150 mm

Phantom section: Right Section ; DUT test position : Tilt ; Modulation type: OFDM

Antenna type : PIFA Antenna ; Air temp. : 22.7 degrees ; Liquid temp. : 21.8 degrees

DASY4 Configuration:

- Probe: EX3DV3 - SN3506 ; ConvF(5.21, 5.21, 5.21) ; Calibrated: 2004/3/19
- Sensor-Surface: 2.5mm (Mechanical Surface Detection)
- Electronics: DAE3 Sn579; Calibrated: 2005/3/23
- Phantom: SAM 12; Type: SAM V4.0; Serial: TP 1202
- Measurement SW: DASY4, V4.5 Build 19; Postprocessing SW: SEMCAD, V1.8 Build 146

**Tilt Position - Mid Channel 64/Area Scan (9x19x1):** Measurement grid: dx=10mm, dy=10mm

Maximum value of SAR (measured) = 1.56 mW/g

**Tilt Position - Mid Channel 64/Zoom Scan (8x8x8)/Cube 0:** Measurement grid: dx=4.3mm,

dy=4.3mm, dz=3mm

Reference Value = 12.5 V/m

Peak SAR (extrapolated) = 3.22 W/kg

**SAR(1 g) = 1.01 mW/g; SAR(10 g) = 0.365 mW/g**

Maximum value of SAR (measured) = 1.63 mW/g



Test Laboratory: Advance Data Technology

## Right Head-Tilt-11a-Ch149-Mode 17

**DUT: EDA-Enterprise Digital Assistant ; Type: MC7090 ; Test Frequency: 5745 MHz**

Communication System: 802.11a ; Frequency: 5745 MHz; Duty Cycle: 1:1

Medium: HSL5800 Medium parameters used:  $f = 5745$  MHz;  $\sigma = 5.37$  mho/m;  $\epsilon_r = 35.6$ ;  $\rho = 1000$  kg/m<sup>3</sup> ;

Liquid level: 150 mm

Phantom section: Right Section ; DUT test position : Tilt ; Modulation type: OFDM

Antenna type : PIFA Antenna ; Air temp. : 22.7 degrees ; Liquid temp. : 21.8 degrees

DASY4 Configuration:

- Probe: EX3DV3 - SN3506 ; ConvF(4.62, 4.62, 4.62) ; Calibrated: 2004/3/19

- Sensor-Surface: 2.5mm (Mechanical Surface Detection)

- Electronics: DAE3 Sn579; Calibrated: 2005/3/23

- Phantom: SAM 12; Type: SAM V4.0; Serial: TP 1202

- Measurement SW: DASY4, V4.5 Build 19; Postprocessing SW: SEMCAD, V1.8 Build 146

**Tilt Position - Mid Channel 149/Area Scan (9x19x1):** Measurement grid: dx=10mm, dy=10mm

Maximum value of SAR (measured) = 0.491 mW/g


**Tilt Position - Mid Channel 149/Zoom Scan (8x8x8)/Cube 0:** Measurement grid: dx=4.3mm, dy=4.3mm, dz=3mm

Reference Value = 8.03 V/m

Peak SAR (extrapolated) = 1.57 W/kg

**SAR(1 g) = 0.347 mW/g; SAR(10 g) = 0.139 mW/g**

Maximum value of SAR (measured) = 0.586 mW/g



Test Laboratory: Advance Data Technology

## Right Head-Tilt-11a-Ch157-Mode 17

**DUT: EDA-Enterprise Digital Assistant ; Type: MC7090 ; Test Frequency: 5785 MHz**

Communication System: 802.11a ; Frequency: 5785 MHz; Duty Cycle: 1:1

Medium: HSL5800 Medium parameters used:  $f = 5785 \text{ MHz}$ ;  $\sigma = 5.41 \text{ mho/m}$ ;  $\epsilon_r = 35.6$ ;  $\rho = 1000 \text{ kg/m}^3$  ;

Liquid level: 150 mm

Phantom section: Right Section ; DUT test position : Tilt ; Modulation type: OFDM

Antenna type : PIFA Antenna ; Air temp. : 22.7 degrees ; Liquid temp. : 21.8 degrees

DASY4 Configuration:

- Probe: EX3DV3 - SN3506 ; ConvF(4.62, 4.62, 4.62) ; Calibrated: 2004/3/19

- Sensor-Surface: 2.5mm (Mechanical Surface Detection)

- Electronics: DAE3 Sn579; Calibrated: 2005/3/23

- Phantom: SAM 12; Type: SAM V4.0; Serial: TP 1202

- Measurement SW: DASY4, V4.5 Build 19; Postprocessing SW: SEMCAD, V1.8 Build 146

**Tilt Position - Mid Channel 157/Area Scan (9x19x1):** Measurement grid: dx=10mm, dy=10mm

Maximum value of SAR (measured) = 0.726 mW/g


**Tilt Position - Mid Channel 157/Zoom Scan (8x8x8)/Cube 0:** Measurement grid: dx=4.3mm, dy=4.3mm, dz=3mm

Reference Value = 7.53 V/m

Peak SAR (extrapolated) = 1.57 W/kg

**SAR(1 g) = 0.467 mW/g; SAR(10 g) = 0.183 mW/g**

Maximum value of SAR (measured) = 0.750 mW/g





Test Laboratory: Advance Data Technology

## Right Head-Tilt-11a-Ch165-Mode 17

**DUT: EDA-Enterprise Digital Assistant ; Type: MC7090 ; Test Frequency: 5825 MHz**

Communication System: 802.11a ; Frequency: 5825 MHz; Duty Cycle: 1:1

Medium: HSL5800 Medium parameters used:  $f = 5825$  MHz;  $\sigma = 5.45$  mho/m;  $\epsilon_r = 35.5$ ;  $\rho = 1000$  kg/m<sup>3</sup> ;  
Liquid level: 150 mm

Phantom section: Right Section ; DUT test position : Tilt ; Modulation type: OFDM

Antenna type : PIFA Antenna ; Air temp. : 22.7 degrees ; Liquid temp. : 21.8 degrees

DASY4 Configuration:

- Probe: EX3DV3 - SN3506 ; ConvF(4.62, 4.62, 4.62) ; Calibrated: 2004/3/19
- Sensor-Surface: 2.5mm (Mechanical Surface Detection)
- Electronics: DAE3 Sn579; Calibrated: 2005/3/23
- Phantom: SAM 12; Type: SAM V4.0; Serial: TP 1202
- Measurement SW: DASY4, V4.5 Build 19; Postprocessing SW: SEMCAD, V1.8 Build 146

**Tilt Position - High Channel 165/Area Scan (9x19x1):** Measurement grid: dx=10mm, dy=10mm  
Maximum value of SAR (measured) = 0.847 mW/g

**Tilt Position - High Channel 165/Zoom Scan (8x8x8)/Cube 0:** Measurement grid: dx=4.3mm, dy=4.3mm, dz=3mm

Reference Value = 8.16 V/m

Peak SAR (extrapolated) = 1.81 W/kg

**SAR(1 g) = 0.540 mW/g; SAR(10 g) = 0.208 mW/g**

Maximum value of SAR (measured) = 0.871 mW/g



Test Laboratory: Advance Data Technology

## Left Head-Cheek-11a-Ch36-Mode 18

**DUT: EDA-Enterprise Digital Assistant ; Type: MC7090 ; Test Frequency: 5180 MHz**

Communication System: 802.11a ; Frequency: 5180 MHz ; Duty Cycle: 1:1

Phantom: SAM 12 Medium parameters used:  $f = 5180$  MHz;  $\sigma = 4.69$  mho/m;  $\epsilon_r = 36.8$ ;  $\rho = 1000$  kg/m<sup>3</sup> ;

Liquid level: 150mm

Phantom section: Left Section ; DUT test position : Cheek ; Modulation type: OFDM

Antenna type : PIFA Antenna ; Air temp. : 22.7 degrees ; Liquid temp. : 21.8 degrees

DASY4 Configuration:

- Probe: EX3DV3 - SN3506; ConvF(5.21, 5.21, 5.21) ; Calibrated: 2004/3/19

- Sensor-Surface: 2.5mm (Mechanical Surface Detection)

- Electronics: DAE3 Sn579; Calibrated: 2005/3/23

- Phantom: SAM 12; Type: SAM V4.0; Serial: TP 1202

- Measurement SW: DASY4, V4.5 Build 19; Postprocessing SW: SEMCAD, V1.8 Build 146

**Touch Position - Low Channel 36/Area Scan (9x19x1):** Measurement grid: dx=10mm, dy=10mm

Maximum value of SAR (measured) = 1.52 mW/g


**Touch Position - Low Channel 36/Zoom Scan (8x8x8)/Cube 0:** Measurement grid: dx=4.3mm, dy=4.3mm, dz=3mm

Reference Value = 12.0 V/m

Peak SAR (extrapolated) = 2.72 W/kg

**SAR(1 g) = 0.974 mW/g; SAR(10 g) = 0.375 mW/g**

Maximum value of SAR (measured) = 1.53 mW/g



Test Laboratory: Advance Data Technology

## Left Head-Cheek-11a-Ch48-Mode 18

**DUT: EDA-Enterprise Digital Assistant ; Type: MC7090 ; Test Frequency: 5240 MHz**

Communication System: 802.11a ; Frequency: 5240 MHz ; Duty Cycle: 1:1

Phantom: SAM 12 Medium parameters used:  $f = 5240$  MHz;  $\sigma = 4.76$  mho/m;  $\epsilon_r = 36.7$ ;  $\rho = 1000$  kg/m<sup>3</sup> ;  
Liquid level: 150mm

Phantom section: Left Section ; DUT test position : Cheek ; Modulation type: OFDM

Antenna type : PIFA Antenna ; Air temp. : 22.7 degrees ; Liquid temp. : 21.8 degrees

DASY4 Configuration:

- Probe: EX3DV3 - SN3506; ConvF(5.21, 5.21, 5.21) ; Calibrated: 2004/3/19
- Sensor-Surface: 2.5mm (Mechanical Surface Detection)
- Electronics: DAE3 Sn579; Calibrated: 2005/3/23
- Phantom: SAM 12; Type: SAM V4.0; Serial: TP 1202
- Measurement SW: DASY4, V4.5 Build 19; Postprocessing SW: SEMCAD, V1.8 Build 146

**Touch Position - Mid Channel 48/Area Scan (9x19x1):** Measurement grid: dx=10mm, dy=10mm

Maximum value of SAR (measured) = 1.50 mW/g


**Touch Position - Mid Channel 48/Zoom Scan (8x8x8)/Cube 0:** Measurement grid: dx=4.3mm, dy=4.3mm, dz=3mm

Reference Value = 14.6 V/m

Peak SAR (extrapolated) = 3.13 W/kg

**SAR(1 g) = 1.04 mW/g; SAR(10 g) = 0.410 mW/g**

Maximum value of SAR (measured) = 1.64 mW/g



Test Laboratory: Advance Data Technology

## Left Head-Cheek-11a-Ch52-Mode 18

**DUT: EDA-Enterprise Digital Assistant ; Type: MC7090 ; Test Frequency: 5260 MHz**

Communication System: 802.11a ; Frequency: 5260 MHz ; Duty Cycle: 1:1

Phantom: SAM 12 Medium parameters used:  $f = 5260$  MHz;  $\sigma = 4.79$  mho/m;  $\epsilon_r = 36.6$ ;  $\rho = 1000$  kg/m<sup>3</sup> ;

Liquid level: 150mm

Phantom section: Left Section ; DUT test position : Cheek ; Modulation type: OFDM

Antenna type : PIFA Antenna ; Air temp. : 22.7 degrees ; Liquid temp. : 21.8 degrees

DASY4 Configuration:

- Probe: EX3DV3 - SN3506; ConvF(5.21, 5.21, 5.21) ; Calibrated: 2004/3/19

- Sensor-Surface: 2.5mm (Mechanical Surface Detection)

- Electronics: DAE3 Sn579; Calibrated: 2005/3/23

- Phantom: SAM 12; Type: SAM V4.0; Serial: TP 1202

- Measurement SW: DASY4, V4.5 Build 19; Postprocessing SW: SEMCAD, V1.8 Build 146

**Touch Position - Mid Channel 52/Area Scan (9x19x1):** Measurement grid: dx=10mm, dy=10mm

Maximum value of SAR (measured) = 1.53 mW/g


**Touch Position - Mid Channel 52/Zoom Scan (8x8x8)/Cube 0:** Measurement grid: dx=4.3mm, dy=4.3mm, dz=3mm

Reference Value = 14.8 V/m

Peak SAR (extrapolated) = 3.26 W/kg

**SAR(1 g) = 1.07 mW/g; SAR(10 g) = 0.422 mW/g**

Maximum value of SAR (measured) = 1.67 mW/g



Test Laboratory: Advance Data Technology

## Left Head-Cheek-11a-Ch64-Mode 18

**DUT: EDA-Enterprise Digital Assistant ; Type: MC7090 ; Test Frequency: 5320 MHz**

Communication System: 802.11a ; Frequency: 5320 MHz ; Duty Cycle: 1:1

Phantom: SAM 12 Medium parameters used:  $f = 5320$  MHz;  $\sigma = 4.86$  mho/m;  $\epsilon_r = 36.5$ ;  $\rho = 1000$  kg/m<sup>3</sup> ;

Liquid level: 150mm

Phantom section: Left Section ; DUT test position : Cheek ; Modulation type: OFDM

Antenna type : PIFA Antenna ; Air temp. : 22.7 degrees ; Liquid temp. : 21.8 degrees

DASY4 Configuration:

- Probe: EX3DV3 - SN3506; ConvF(5.21, 5.21, 5.21) ; Calibrated: 2004/3/19

- Sensor-Surface: 2.5mm (Mechanical Surface Detection)

- Electronics: DAE3 Sn579; Calibrated: 2005/3/23

- Phantom: SAM 12; Type: SAM V4.0; Serial: TP 1202

- Measurement SW: DASY4, V4.5 Build 19; Postprocessing SW: SEMCAD, V1.8 Build 146

**Touch Position - Mid Channel 64/Area Scan (9x19x1):** Measurement grid: dx=10mm, dy=10mm

Maximum value of SAR (measured) = 1.54 mW/g


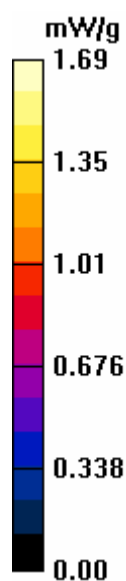
**Touch Position - Mid Channel 64/Zoom Scan (8x8x8)/Cube 0:** Measurement grid: dx=4.3mm, dy=4.3mm, dz=3mm

Reference Value = 15.0 V/m

Peak SAR (extrapolated) = 3.33 W/kg

**SAR(1 g) = 1.08 mW/g; SAR(10 g) = 0.429 mW/g**

Maximum value of SAR (measured) = 1.69 mW/g



Test Laboratory: Advance Data Technology

## Left Head-Cheek-11a-Ch149-Mode 18

**DUT: EDA-Enterprise Digital Assistant ; Type: MC7090 ; Test Frequency: 5745 MHz**

Communication System: 802.11a ; Frequency: 5745 MHz ; Duty Cycle: 1:1

Phantom: SAM 12 Medium parameters used:  $f = 5745$  MHz;  $\sigma = 5.37$  mho/m;  $\epsilon_r = 35.6$ ;  $\rho = 1000$  kg/m<sup>3</sup> ;  
Liquid level: 150mm

Phantom section: Left Section ; DUT test position : Cheek ; Modulation type: OFDM

Antenna type : PIFA Antenna ; Air temp. : 22.7 degrees ; Liquid temp. : 21.8 degrees

DASY4 Configuration:

- Probe: EX3DV3 - SN3506; ConvF(4.62, 4.62, 4.62) ; Calibrated: 2004/3/19
- Sensor-Surface: 2.5mm (Mechanical Surface Detection)
- Electronics: DAE3 Sn579; Calibrated: 2005/3/23
- Phantom: SAM 12; Type: SAM V4.0; Serial: TP 1202
- Measurement SW: DASY4, V4.5 Build 19; Postprocessing SW: SEMCAD, V1.8 Build 146

**Touch Position - Mid Channel 149/Area Scan (9x19x1):** Measurement grid: dx=10mm, dy=10mm

Maximum value of SAR (measured) = 0.576 mW/g

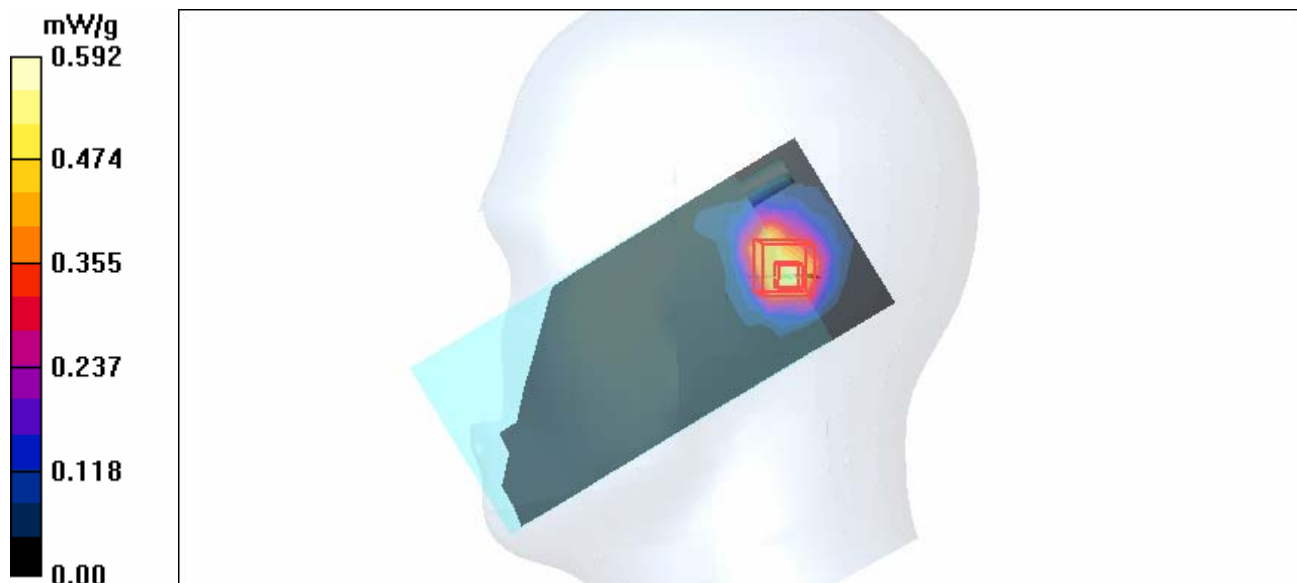
**Touch Position - Mid Channel 149/Zoom Scan (8x8x8)/Cube 0:** Measurement grid: dx=4.3mm, dy=4.3mm, dz=3mm

Reference Value = 8.04 V/m

Peak SAR (extrapolated) = 1.13 W/kg

**SAR(1 g) = 0.364 mW/g; SAR(10 g) = 0.149 mW/g**

Maximum value of SAR (measured) = 0.592 mW/g



Test Laboratory: Advance Data Technology

## Left Head-Cheek-11a-Ch157-Mode 18

**DUT: EDA-Enterprise Digital Assistant ; Type: MC7090 ; Test Frequency: 5785 MHz**

Communication System: 802.11a ; Frequency: 5785 MHz ; Duty Cycle: 1:1

Phantom: SAM 12 Medium parameters used:  $f = 5785$  MHz;  $\sigma = 5.41$  mho/m;  $\epsilon_r = 35.6$ ;  $\rho = 1000$  kg/m<sup>3</sup> ;  
Liquid level: 150mm

Phantom section: Left Section ; DUT test position : Cheek ; Modulation type: OFDM

Antenna type : PIFA Antenna ; Air temp. : 22.7 degrees ; Liquid temp. : 21.8 degrees

DASY4 Configuration:

- Probe: EX3DV3 - SN3506; ConvF(4.62, 4.62, 4.62) ; Calibrated: 2004/3/19
- Sensor-Surface: 2.5mm (Mechanical Surface Detection)
- Electronics: DAE3 Sn579; Calibrated: 2005/3/23
- Phantom: SAM 12; Type: SAM V4.0; Serial: TP 1202
- Measurement SW: DASY4, V4.5 Build 19; Postprocessing SW: SEMCAD, V1.8 Build 146

**Touch Position - Mid Channel 157/Area Scan (9x19x1):** Measurement grid: dx=10mm, dy=10mm

Maximum value of SAR (measured) = 0.765 mW/g


**Touch Position - Mid Channel 157/Zoom Scan (8x8x8)/Cube 0:** Measurement grid: dx=4.3mm, dy=4.3mm, dz=3mm

Reference Value = 9.17 V/m

Peak SAR (extrapolated) = 1.57 W/kg

**SAR(1 g) = 0.482 mW/g; SAR(10 g) = 0.195 mW/g**

Maximum value of SAR (measured) = 0.778 mW/g



Test Laboratory: Advance Data Technology

### Left Head-Cheek-11a-Ch165-Mode 18

**DUT: EDA-Enterprise Digital Assistant ; Type: MC7090 ; Test Frequency: 5825 MHz**

Communication System: 802.11a ; Frequency: 5825 MHz ; Duty Cycle: 1:1

Phantom: SAM 12 Medium parameters used:  $f = 5825 \text{ MHz}$ ;  $\sigma = 5.45 \text{ mho/m}$ ;  $\epsilon_r = 35.5$ ;  $\rho = 1000 \text{ kg/m}^3$  ;  
Liquid level: 150mm

Phantom section: Left Section ; DUT test position : Cheek ; Modulation type: OFDM

Antenna type : PIFA Antenna ; Air temp. : 22.7 degrees ; Liquid temp. : 21.8 degrees

DASY4 Configuration:

- Probe: EX3DV3 - SN3506; ConvF(4.62, 4.62, 4.62) ; Calibrated: 2004/3/19
- Sensor-Surface: 2.5mm (Mechanical Surface Detection)
- Electronics: DAE3 Sn579; Calibrated: 2005/3/23
- Phantom: SAM 12; Type: SAM V4.0; Serial: TP 1202
- Measurement SW: DASY4, V4.5 Build 19; Postprocessing SW: SEMCAD, V1.8 Build 146

**Touch Position - High Channel 165/Area Scan (9x19x1):** Measurement grid: dx=10mm, dy=10mm

Maximum value of SAR (measured) = 0.820 mW/g


**Touch Position - High Channel 165/Zoom Scan (8x8x8)/Cube 0:** Measurement grid: dx=4.3mm, dy=4.3mm, dz=3mm

Reference Value = 10.24 V/m

Peak SAR (extrapolated) = 1.93 W/kg

**SAR(1 g) = 0.559 mW/g; SAR(10 g) = 0.224 mW/g**

Maximum value of SAR (measured) = 0.898 mW/g





Test Laboratory: Advance Data Technology

## Left Head-Tilt-11a-Ch36-Mode 19

**DUT: EDA-Enterprise Digital Assistant ; Type: MC7090 ; Test Frequency: 5180 MHz**

Communication System: 802.11a ; Frequency: 5180 MHz; Duty Cycle: 1:1

Medium: HSL5800 Medium parameters used:  $f = 5180$  MHz;  $\sigma = 4.69$  mho/m;  $\epsilon_r = 36.8$ ;  $\rho = 1000$  kg/m<sup>3</sup> ;

Liquid level: 150 mm

Phantom section: Left Section ; DUT test position : Tilt ; Modulation type: OFDM

Antenna type : PIFA Antenna ; Air temp. : 22.7 degrees ; Liquid temp. : 21.8 degrees

DASY4 Configuration:

- Probe: EX3DV3 - SN3506 ; ConvF(5.21, 5.21, 5.21) ; Calibrated: 2004/3/19

- Sensor-Surface: 2.5mm (Mechanical Surface Detection)

- Electronics: DAE3 Sn579; Calibrated: 2005/3/23

- Phantom: SAM 12; Type: SAM V4.0; Serial: TP 1202

- Measurement SW: DASY4, V4.5 Build 19; Postprocessing SW: SEMCAD, V1.8 Build 146

**Tilt Position - Low Channel 36/Area Scan (9x19x1):** Measurement grid: dx=10mm, dy=10mm

Maximum value of SAR (measured) = 1.44 mW/g

**Tilt Position - Low Channel 36/Zoom Scan (8x8x8)/Cube 0:** Measurement grid: dx=4.3mm,


dy=4.3mm, dz=3mm

Reference Value = 14.7 V/m

Peak SAR (extrapolated) = 2.98 W/kg

**SAR(1 g) = 1.03 mW/g; SAR(10 g) = 0.397 mW/g**

Maximum value of SAR (measured) = 1.61 mW/g



Test Laboratory: Advance Data Technology

## Left Head-Tilt-11a-Ch48-Mode 19

**DUT: EDA-Enterprise Digital Assistant ; Type: MC7090 ; Test Frequency: 5240 MHz**

Communication System: 802.11a ; Frequency: 5240 MHz; Duty Cycle: 1:1

Medium: HSL5800 Medium parameters used:  $f = 5240$  MHz;  $\sigma = 4.76$  mho/m;  $\epsilon_r = 36.7$ ;  $\rho = 1000$  kg/m<sup>3</sup> ;

Liquid level: 150 mm

Phantom section: Left Section ; DUT test position : Tilt ; Modulation type: OFDM

Antenna type : PIFA Antenna ; Air temp. : 22.7 degrees ; Liquid temp. : 21.8 degrees

DASY4 Configuration:

- Probe: EX3DV3 - SN3506 ; ConvF(5.21, 5.21, 5.21) ; Calibrated: 2004/3/19

- Sensor-Surface: 2.5mm (Mechanical Surface Detection)

- Electronics: DAE3 Sn579; Calibrated: 2005/3/23

- Phantom: SAM 12; Type: SAM V4.0; Serial: TP 1202

- Measurement SW: DASY4, V4.5 Build 19; Postprocessing SW: SEMCAD, V1.8 Build 146

**Tilt Position - Mid Channel 48/Area Scan (9x19x1):** Measurement grid: dx=10mm, dy=10mm

Maximum value of SAR (measured) = 1.59 mW/g


**Tilt Position - Mid Channel 48/Zoom Scan (8x8x8)/Cube 0:** Measurement grid: dx=4.3mm, dy=4.3mm, dz=3mm

Reference Value = 15.6 V/m

Peak SAR (extrapolated) = 3.29 W/kg

**SAR(1 g) = 1.14 mW/g; SAR(10 g) = 0.444 mW/g**

Maximum value of SAR (measured) = 1.81 mW/g



Test Laboratory: Advance Data Technology

## Left Head-Tilt-11a-Ch52-Mode 19

**DUT: EDA-Enterprise Digital Assistant ; Type: MC7090 ; Test Frequency: 5260 MHz**

Communication System: 802.11a ; Frequency: 5260 MHz; Duty Cycle: 1:1

Medium: HSL5800 Medium parameters used:  $f = 5260$  MHz;  $\sigma = 4.79$  mho/m;  $\epsilon_r = 36.6$ ;  $\rho = 1000$  kg/m<sup>3</sup> ;

Liquid level: 150 mm

Phantom section: Left Section ; DUT test position : Tilt ; Modulation type: OFDM

Antenna type : PIFA Antenna ; Air temp. : 22.7 degrees ; Liquid temp. : 21.8 degrees

DASY4 Configuration:

- Probe: EX3DV3 - SN3506 ; ConvF(5.21, 5.21, 5.21) ; Calibrated: 2004/3/19

- Sensor-Surface: 2.5mm (Mechanical Surface Detection)

- Electronics: DAE3 Sn579; Calibrated: 2005/3/23

- Phantom: SAM 12; Type: SAM V4.0; Serial: TP 1202

- Measurement SW: DASY4, V4.5 Build 19; Postprocessing SW: SEMCAD, V1.8 Build 146

**Tilt Position - Mid Channel 52/Area Scan (9x19x1):** Measurement grid: dx=10mm, dy=10mm

Maximum value of SAR (measured) = 1.57 mW/g

**Tilt Position - Mid Channel 52/Zoom Scan (8x8x8)/Cube 0:** Measurement grid: dx=4.3mm,


dy=4.3mm, dz=3mm

Reference Value = 15.8 V/m

Peak SAR (extrapolated) = 3.38 W/kg

**SAR(1 g) = 1.16 mW/g; SAR(10 g) = 0.454 mW/g**

Maximum value of SAR (measured) = 1.85 mW/g



Test Laboratory: Advance Data Technology

## Left Head-Tilt-11a-Ch64-Mode 19

**DUT: EDA-Enterprise Digital Assistant ; Type: MC7090 ; Test Frequency: 5320 MHz**

Communication System: 802.11a ; Frequency: 5320 MHz; Duty Cycle: 1:1

Medium: HSL5800 Medium parameters used:  $f = 5320$  MHz;  $\sigma = 4.86$  mho/m;  $\epsilon_r = 36.5$ ;  $\rho = 1000$  kg/m<sup>3</sup> ;

Liquid level: 150 mm

Phantom section: Left Section ; DUT test position : Tilt ; Modulation type: OFDM

Antenna type : PIFA Antenna ; Air temp. : 22.7 degrees ; Liquid temp. : 21.8 degrees

DASY4 Configuration:

- Probe: EX3DV3 - SN3506 ; ConvF(5.21, 5.21, 5.21) ; Calibrated: 2004/3/19

- Sensor-Surface: 2.5mm (Mechanical Surface Detection)

- Electronics: DAE3 Sn579; Calibrated: 2005/3/23

- Phantom: SAM 12; Type: SAM V4.0; Serial: TP 1202

- Measurement SW: DASY4, V4.5 Build 19; Postprocessing SW: SEMCAD, V1.8 Build 146

**Tilt Position - Mid Channel 64/Area Scan (9x19x1):** Measurement grid: dx=10mm, dy=10mm

Maximum value of SAR (measured) = 2.04 mW/g

**Tilt Position - Mid Channel 64/Zoom Scan (8x8x8)/Cube 0:** Measurement grid: dx=4.3mm,


dy=4.3mm, dz=3mm

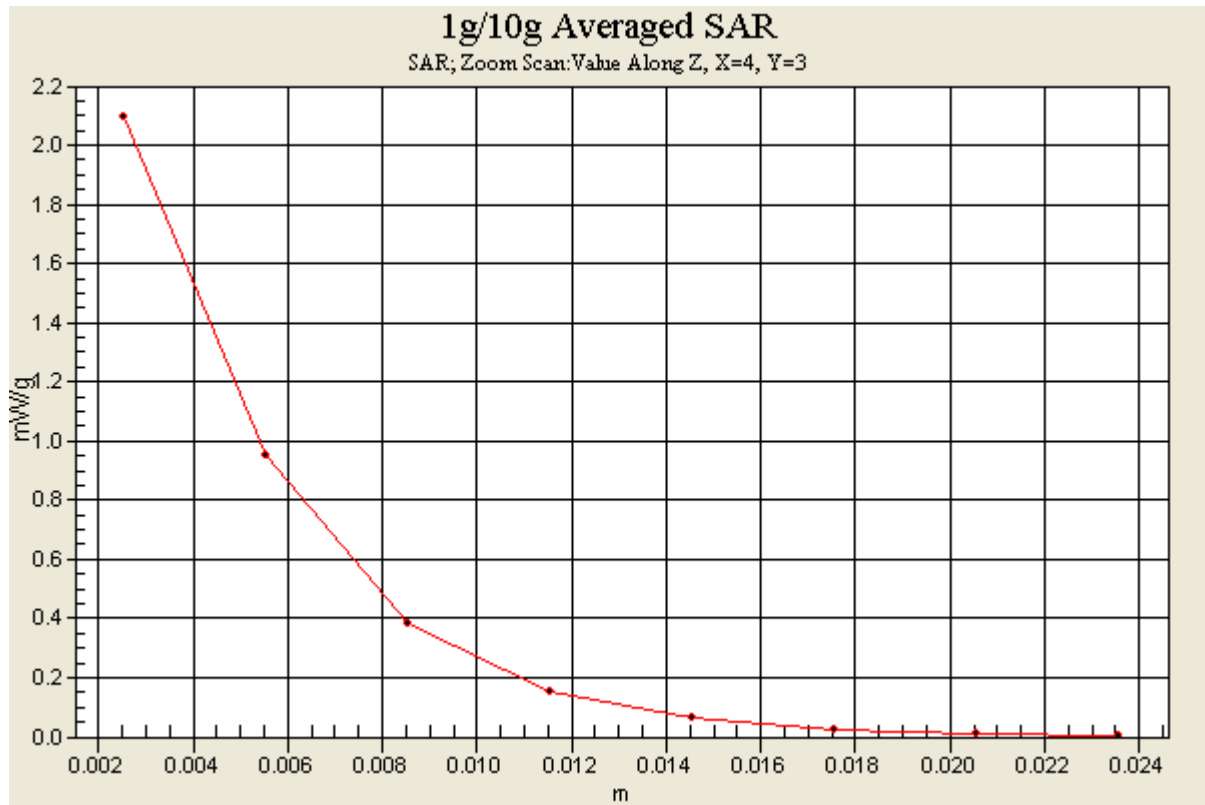
Reference Value = 14.0 V/m

Peak SAR (extrapolated) = 3.80 W/kg

**SAR(1 g) = 1.28 mW/g; SAR(10 g) = 0.501 mW/g**

Maximum value of SAR (measured) = 2.10 mW/g





Test Laboratory: Advance Data Technology

### Left Head-Tilt-11a-Ch149-Mode 19

**DUT: EDA-Enterprise Digital Assistant ; Type: MC7090 ; Test Frequency: 5745 MHz**

Communication System: 802.11a ; Frequency: 5745 MHz; Duty Cycle: 1:1

Medium: HSL5800 Medium parameters used:  $f = 5745 \text{ MHz}$ ;  $\sigma = 5.37 \text{ mho/m}$ ;  $\epsilon_r = 35.6$ ;  $\rho = 1000 \text{ kg/m}^3$  ;

Liquid level: 150 mm

Phantom section: Left Section ; DUT test position : Tilt ; Modulation type: OFDM

Antenna type : PIFA Antenna ; Air temp. : 22.7 degrees ; Liquid temp. : 21.8 degrees

DASY4 Configuration:

- Probe: EX3DV3 - SN3506 ; ConvF(4.62, 4.62, 4.62) ; Calibrated: 2004/3/19
- Sensor-Surface: 2.5mm (Mechanical Surface Detection)
- Electronics: DAE3 Sn579; Calibrated: 2005/3/23
- Phantom: SAM 12; Type: SAM V4.0; Serial: TP 1202
- Measurement SW: DASY4, V4.5 Build 19; Postprocessing SW: SEMCAD, V1.8 Build 146

**Tilt Position - Mid Channel 149/Area Scan (9x19x1):** Measurement grid: dx=10mm, dy=10mm

Maximum value of SAR (measured) = 0.761 mW/g

**Tilt Position - Mid Channel 149/Zoom Scan (8x8x8)/Cube 0:** Measurement grid: dx=4.3mm,


dy=4.3mm, dz=3mm

Reference Value = 8.77 V/m

Peak SAR (extrapolated) = 1.52 W/kg

**SAR(1 g) = 0.476 mW/g; SAR(10 g) = 0.192 mW/g**

Maximum value of SAR (measured) = 0.781 mW/g



Test Laboratory: Advance Data Technology

## Left Head-Tilt-11a-Ch157-Mode 19

**DUT: EDA-Enterprise Digital Assistant ; Type: MC7090 ; Test Frequency: 5785 MHz**

Communication System: 802.11a ; Frequency: 5785 MHz; Duty Cycle: 1:1

Medium: HSL5800 Medium parameters used:  $f = 5785$  MHz;  $\sigma = 5.41$  mho/m;  $\epsilon_r = 35.6$ ;  $\rho = 1000$  kg/m<sup>3</sup> ;

Liquid level: 150 mm

Phantom section: Left Section ; DUT test position : Tilt ; Modulation type: OFDM

Antenna type : PIFA Antenna ; Air temp. : 22.7 degrees ; Liquid temp. : 21.8 degrees

DASY4 Configuration:

- Probe: EX3DV3 - SN3506 ; ConvF(4.62, 4.62, 4.62) ; Calibrated: 2004/3/19

- Sensor-Surface: 2.5mm (Mechanical Surface Detection)

- Electronics: DAE3 Sn579; Calibrated: 2005/3/23

- Phantom: SAM 12; Type: SAM V4.0; Serial: TP 1202

- Measurement SW: DASY4, V4.5 Build 19; Postprocessing SW: SEMCAD, V1.8 Build 146

**Tilt Position - Mid Channel 157/Area Scan (9x19x1):** Measurement grid: dx=10mm, dy=10mm

Maximum value of SAR (measured) = 0.847 mW/g


**Tilt Position - Mid Channel 157/Zoom Scan (8x8x8)/Cube 0:** Measurement grid: dx=4.3mm, dy=4.3mm, dz=3mm

Reference Value = 10.37 V/m

Peak SAR (extrapolated) = 1.97 W/kg

**SAR(1 g) = 0.577 mW/g; SAR(10 g) = 0.231 mW/g**

Maximum value of SAR (measured) = 0.914 mW/g



Test Laboratory: Advance Data Technology

## Left Head-Tilt-11a-Ch165-Mode 19

**DUT: EDA-Enterprise Digital Assistant ; Type: MC7090 ; Test Frequency: 5825 MHz**

Communication System: 802.11a ; Frequency: 5825 MHz; Duty Cycle: 1:1

Medium: HSL5800 Medium parameters used:  $f = 5825 \text{ MHz}$ ;  $\sigma = 5.45 \text{ mho/m}$ ;  $\epsilon_r = 35.5$ ;  $\rho = 1000 \text{ kg/m}^3$  ;

Liquid level: 150 mm

Phantom section: Left Section ; DUT test position : Tilt ; Modulation type: OFDM

Antenna type : PIFA Antenna ; Air temp. : 22.7 degrees ; Liquid temp. : 21.8 degrees

DASY4 Configuration:

- Probe: EX3DV3 - SN3506 ; ConvF(4.62, 4.62, 4.62) ; Calibrated: 2004/3/19

- Sensor-Surface: 2.5mm (Mechanical Surface Detection)

- Electronics: DAE3 Sn579; Calibrated: 2005/3/23

- Phantom: SAM 12; Type: SAM V4.0; Serial: TP 1202

- Measurement SW: DASY4, V4.5 Build 19; Postprocessing SW: SEMCAD, V1.8 Build 146

**Tilt Position - High Channel 165/Area Scan (9x19x1):** Measurement grid: dx=10mm, dy=10mm

Maximum value of SAR (measured) = 1.02 mW/g


**Tilt Position - High Channel 165/Zoom Scan (8x8x8)/Cube 0:** Measurement grid: dx=4.3mm, dy=4.3mm, dz=3mm

Reference Value = 10.1 V/m

Peak SAR (extrapolated) = 2.29 W/kg

**SAR(1 g) = 0.666 mW/g; SAR(10 g) = 0.265 mW/g**

Maximum value of SAR (measured) = 1.07 mW/g





Test Laboratory: Advance Data Technology

## Body Worn-11a-Ch36-Keypad Up-Mode 20

**DUT: EDA-Enterprise Digital Assistant ; Type: MC7090 ; Test Frequency: 5180 MHz**

Communication System: 802.11a ; Frequency: 5180 MHz ; Duty Cycle: 1:1

Medium: MSL5800 Medium parameters used:  $f = 5180$  MHz;  $\sigma = 5.22$  mho/m;  $\epsilon_r = 49$ ;  $\rho = 1000$  kg/m<sup>3</sup> ; Liquid Level : 150mm

Phantom section: Flat Section ; DUT test position : Body ; Modulation Type: OFDM

Separation Distance : 0 mm ( The front side of the EUT to the Phantom)

Antenna Type : PIFA Antenna ; Air Temp. : 22.5 degrees ; Liquid Temp. : 21.5 degrees

DASY4 Configuration:

- Probe: EX3DV3 - SN3506 ; ConvF(4.57, 4.57, 4.57) ; Calibrated: 2004/3/19

- Sensor-Surface: 2.5mm (Mechanical Surface Detection)

- Electronics: DAE3 Sn579 ; Calibrated: 2005/3/23

- Phantom: SAM 12 ; Type: SAM V4.0; Serial: TP 1202

- Measurement SW: DASY4, V4.5 Build 19 ; Postprocessing SW: SEMCAD, V1.8 Build 146

**Low Channel 36/Area Scan (9x19x1):** Measurement grid: dx=10mm, dy=10mm

Maximum value of SAR (measured) = 0.254 mW/g

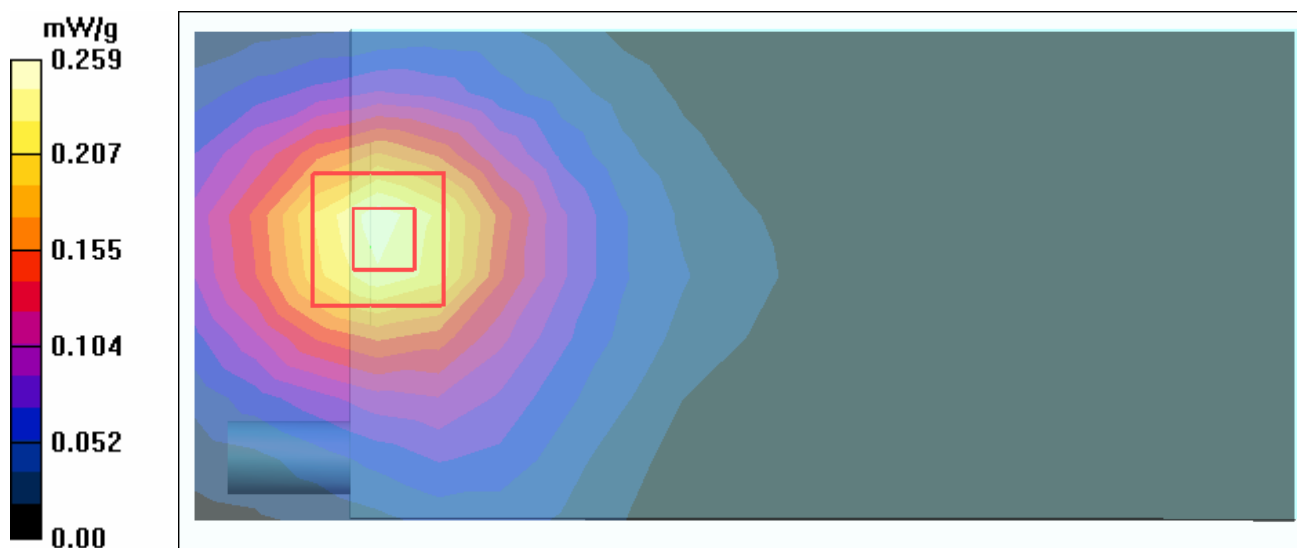
**Low Channel 36/Zoom Scan (8x8x8)/Cube 0:** Measurement grid: dx=4.3mm, dy=4.3mm, dz=3mm

Reference Value = 0.949 V/m

Peak SAR (extrapolated) = 0.457 W/kg

**SAR(1 g) = 0.167 mW/g; SAR(10 g) = 0.073 mW/g**

Maximum value of SAR (measured) = 0.259 mW/g



Test Laboratory: Advance Data Technology

## Body Worn-11a-Ch48-Keypad Up-Mode 20

**DUT: EDA-Enterprise Digital Assistant ; Type: MC7090 ; Test Frequency: 5240 MHz**

Communication System: 802.11a ; Frequency: 5240 MHz ; Duty Cycle: 1:1

Medium: MSL5800 Medium parameters used:  $f = 5240$  MHz;  $\sigma = 5.31$  mho/m;  $\epsilon_r = 48.8$ ;  $\rho = 1000$  kg/m<sup>3</sup> ; Liquid Level : 150mm

Phantom section: Flat Section ; DUT test position : Body ; Modulation Type: OFDM

Separation Distance : 0 mm ( The front side of the EUT to the Phantom)

Antenna Type : PIFA Antenna ; Air Temp. : 22.5 degrees ; Liquid Temp. : 21.5 degrees

DASY4 Configuration:

- Probe: EX3DV3 - SN3506 ; ConvF(4.57, 4.57, 4.57) ; Calibrated: 2004/3/19

- Sensor-Surface: 2.5mm (Mechanical Surface Detection)

- Electronics: DAE3 Sn579 ; Calibrated: 2005/3/23

- Phantom: SAM 12 ; Type: SAM V4.0; Serial: TP 1202

- Measurement SW: DASY4, V4.5 Build 19 ; Postprocessing SW: SEMCAD, V1.8 Build 146

**Mid Channel 48/Area Scan (9x19x1):** Measurement grid: dx=10mm, dy=10mm

Maximum value of SAR (measured) = 0.315 mW/g

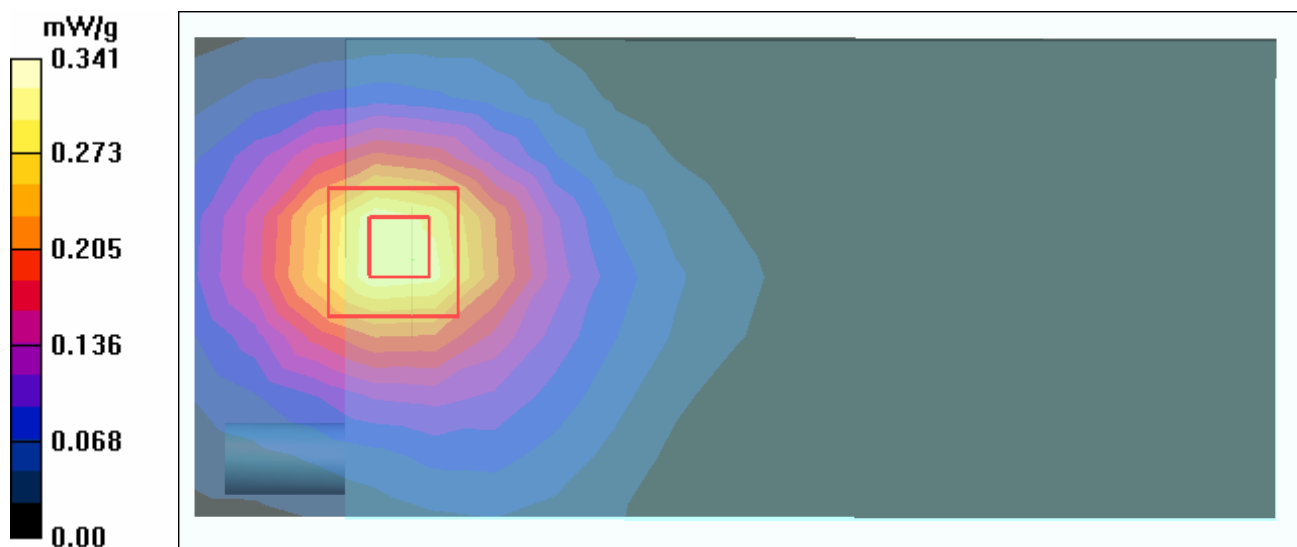
**Mid Channel 48/Zoom Scan (8x8x8)/Cube 0:** Measurement grid: dx=4.3mm, dy=4.3mm, dz=3mm

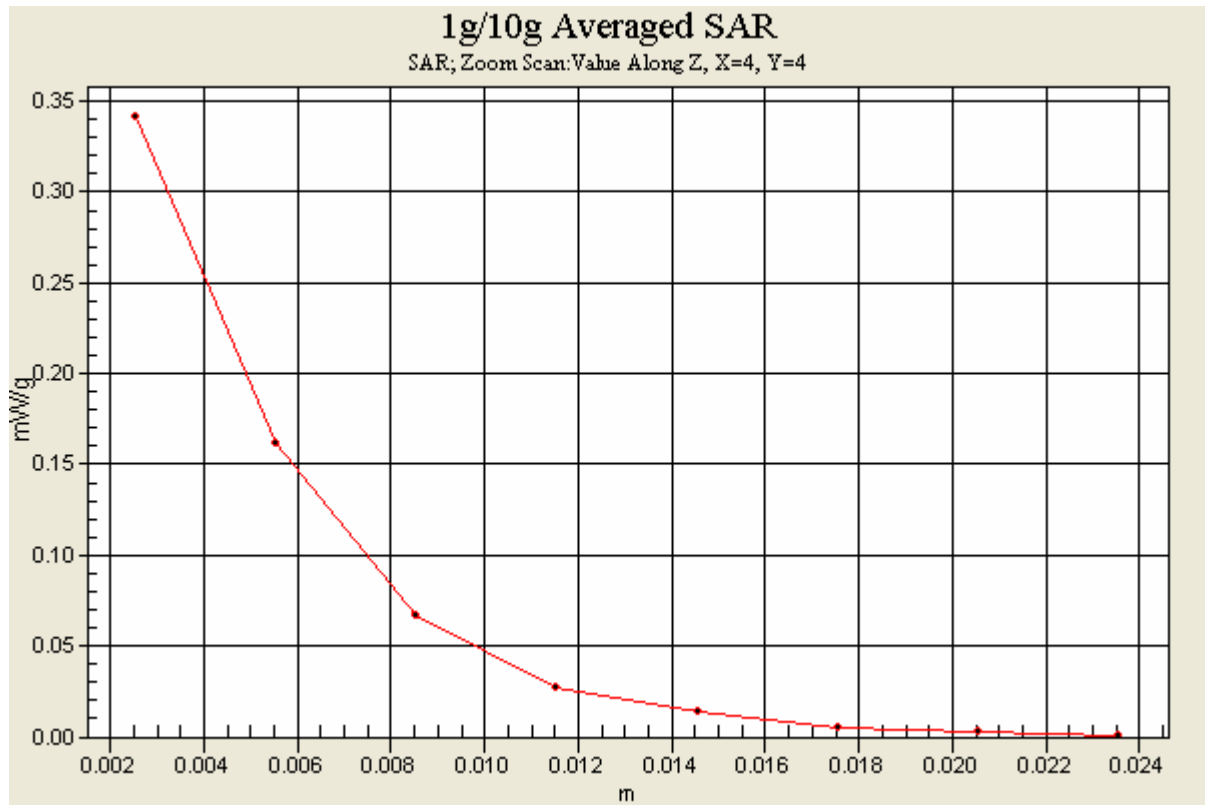
Reference Value = 1.81 V/m

Peak SAR (extrapolated) = 0.600 W/kg

**SAR(1 g) = 0.220 mW/g; SAR(10 g) = 0.095 mW/g**

Maximum value of SAR (measured) = 0.341 mW/g





Test Laboratory: Advance Data Technology

## Body Worn-11a-Ch52-Keypad Up-Mode 20

**DUT: EDA-Enterprise Digital Assistant ; Type: MC7090 ; Test Frequency: 5260 MHz**

Communication System: 802.11a ; Frequency: 5260 MHz ; Duty Cycle: 1:1

Medium: MSL5800 Medium parameters used:  $f = 5260$  MHz;  $\sigma = 5.34$  mho/m;  $\epsilon_r = 48.8$ ;  $\rho = 1000$  kg/m<sup>3</sup> ; Liquid Level : 150mm

Phantom section: Flat Section ; DUT test position : Body ; Modulation Type: OFDM

Separation Distance : 0 mm ( The front side of the EUT to the Phantom)

Antenna Type : PIFA Antenna ; Air Temp. : 22.5 degrees ; Liquid Temp. : 21.5 degrees

DASY4 Configuration:

- Probe: EX3DV3 - SN3506 ; ConvF(4.57, 4.57, 4.57) ; Calibrated: 2004/3/19

- Sensor-Surface: 2.5mm (Mechanical Surface Detection)

- Electronics: DAE3 Sn579 ; Calibrated: 2005/3/23

- Phantom: SAM 12 ; Type: SAM V4.0; Serial: TP 1202

- Measurement SW: DASY4, V4.5 Build 19 ; Postprocessing SW: SEMCAD, V1.8 Build 146

**Mid Channel 52/Area Scan (9x19x1):** Measurement grid: dx=10mm, dy=10mm

Maximum value of SAR (measured) = 0.320 mW/g

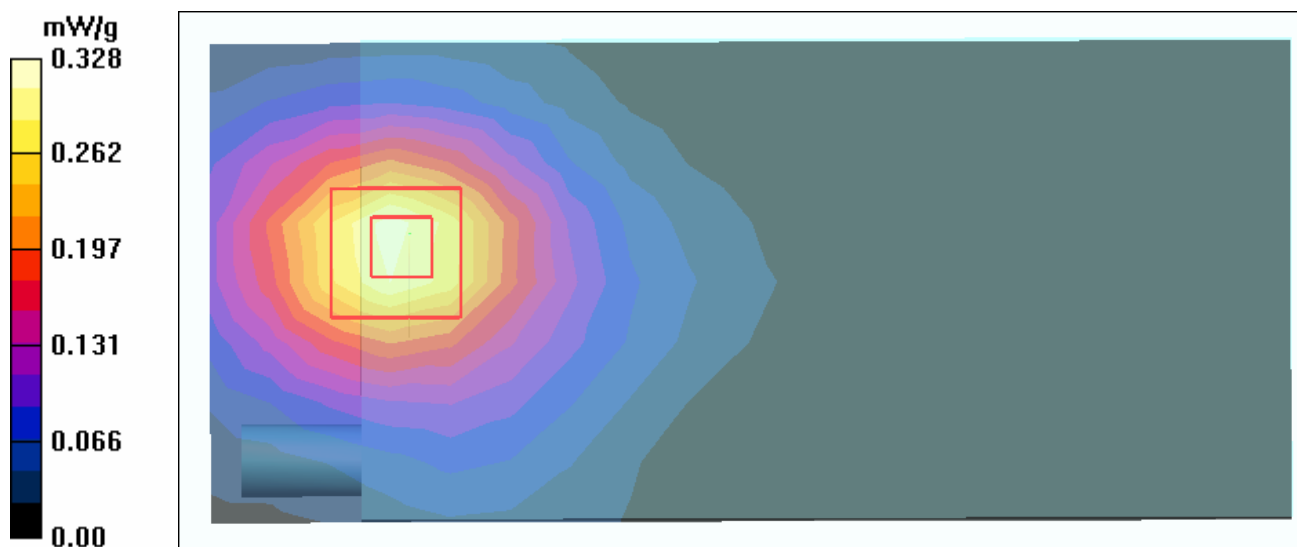
**Mid Channel 52/Zoom Scan (8x8x8)/Cube 0:** Measurement grid: dx=4.3mm, dy=4.3mm, dz=3mm

Reference Value = 1.60 V/m

Peak SAR (extrapolated) = 0.579 W/kg

**SAR(1 g) = 0.210 mW/g; SAR(10 g) = 0.092 mW/g**

Maximum value of SAR (measured) = 0.328 mW/g



Test Laboratory: Advance Data Technology

## Body Worn-11a-Ch64-Keypad Up-Mode 20

**DUT: EDA-Enterprise Digital Assistant ; Type: MC7090 ; Test Frequency: 5320 MHz**

Communication System: 802.11a ; Frequency: 5320 MHz ; Duty Cycle: 1:1

Medium: MSL5800 Medium parameters used:  $f = 5320$  MHz;  $\sigma = 5.42$  mho/m;  $\epsilon_r = 48.6$ ;  $\rho = 1000$  kg/m<sup>3</sup> ; Liquid Level : 150mm

Phantom section: Flat Section ; DUT test position : Body ; Modulation Type: OFDM

Separation Distance : 0 mm ( The front side of the EUT to the Phantom)

Antenna Type : PIFA Antenna ; Air Temp. : 22.5 degrees ; Liquid Temp. : 21.5 degrees

DASY4 Configuration:

- Probe: EX3DV3 - SN3506 ; ConvF(4.57, 4.57, 4.57) ; Calibrated: 2004/3/19

- Sensor-Surface: 2.5mm (Mechanical Surface Detection)

- Electronics: DAE3 Sn579 ; Calibrated: 2005/3/23

- Phantom: SAM 12 ; Type: SAM V4.0; Serial: TP 1202

- Measurement SW: DASY4, V4.5 Build 19 ; Postprocessing SW: SEMCAD, V1.8 Build 146

**Mid Channel 64/Area Scan (9x19x1):** Measurement grid: dx=10mm, dy=10mm

Maximum value of SAR (measured) = 0.263 mW/g

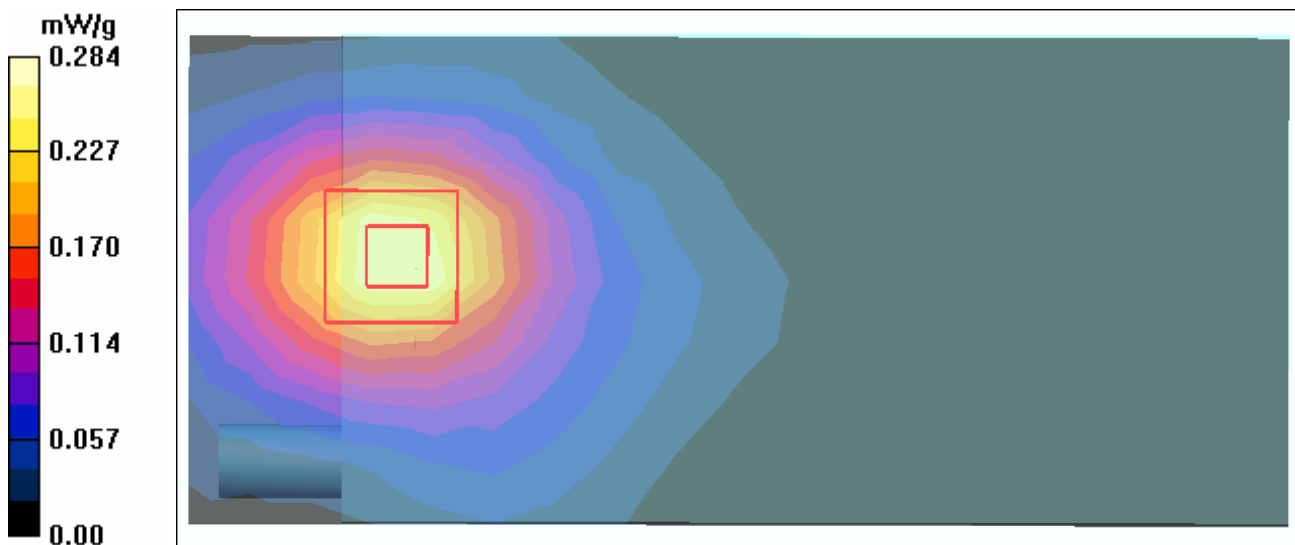
**Mid Channel 64/Zoom Scan (8x8x8)/Cube 0:** Measurement grid: dx=4.3mm, dy=4.3mm, dz=3mm

Reference Value = 1.72 V/m

Peak SAR (extrapolated) = 0.534 W/kg

**SAR(1 g) = 0.182 mW/g; SAR(10 g) = 0.079 mW/g**

Maximum value of SAR (measured) = 0.284 mW/g



Test Laboratory: Advance Data Technology

## Body Worn-11a-Ch149-Keypad Up-Mode 20

**DUT: EDA-Enterprise Digital Assistant ; Type: MC7090 ; Test Frequency: 5745 MHz**

Communication System: 802.11a ; Frequency: 5745 MHz ; Duty Cycle: 1:1  
 Medium: MSL5800 Medium parameters used:  $f = 5745 \text{ MHz}$ ;  $\sigma = 6.04 \text{ mho/m}$ ;  $\epsilon_r = 47.7$ ;  $\rho = 1000 \text{ kg/m}^3$  ; Liquid Level : 150mm  
 Phantom section: Flat Section ; DUT test position : Body ; Modulation Type: OFDM  
 Separation Distance : 0 mm ( The front side of the EUT to the Phantom)  
 Antenna Type : PIFA Antenna ; Air Temp. : 22.5 degrees ; Liquid Temp. : 21.5 degrees

DASY4 Configuration:

- Probe: EX3DV3 - SN3506 ; ConvF(4.19, 4.19, 4.19) ; Calibrated: 2004/3/19
- Sensor-Surface: 2.5mm (Mechanical Surface Detection)
- Electronics: DAE3 Sn579 ; Calibrated: 2005/3/23
- Phantom: SAM 12 ; Type: SAM V4.0; Serial: TP 1202
- Measurement SW: DASY4, V4.5 Build 19 ; Postprocessing SW: SEMCAD, V1.8 Build 146

**Mid Channel 149/Area Scan (9x19x1):** Measurement grid:  $dx=10\text{mm}$ ,  $dy=10\text{mm}$   
 Maximum value of SAR (measured) = 0.101 mW/g

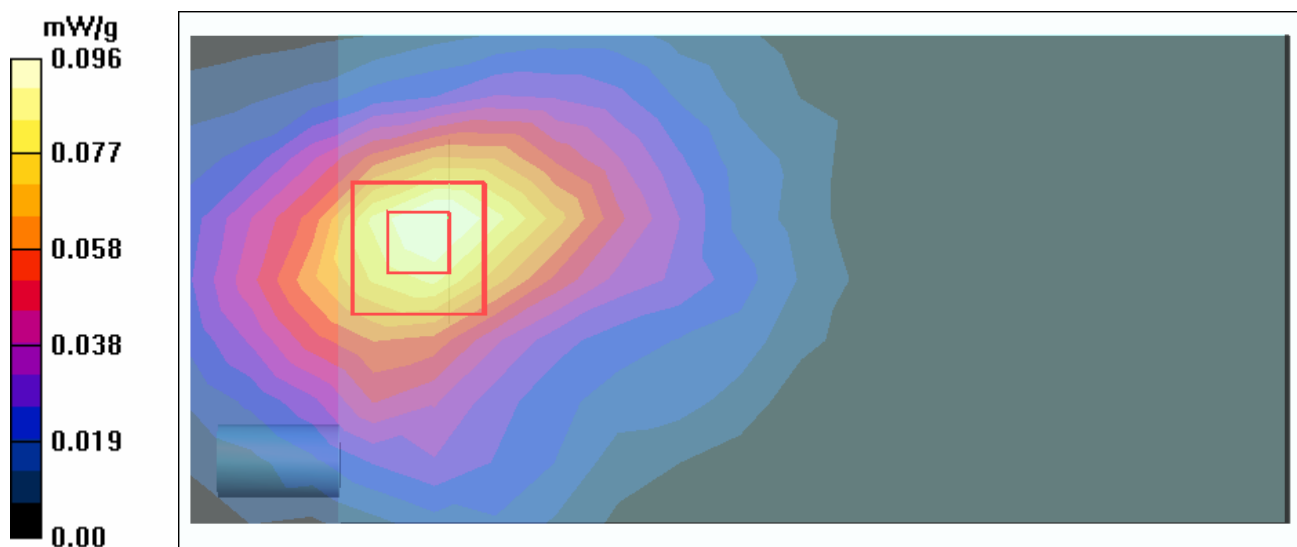
**Mid Channel 149/Zoom Scan (8x8x8)/Cube 0:** Measurement grid:  $dx=4.3\text{mm}$ ,  $dy=4.3\text{mm}$ ,  $dz=3\text{mm}$

Reference Value = 1.03 V/m

Peak SAR (extrapolated) = 0.197 W/kg

**SAR(1 g) = 0.058 mW/g; SAR(10 g) = 0.024 mW/g**

Maximum value of SAR (measured) = 0.096 mW/g



Test Laboratory: Advance Data Technology

## Body Worn-11a-Ch157-Keypad Up-Mode 20

**DUT: EDA-Enterprise Digital Assistant ; Type: MC7090 ; Test Frequency: 5785 MHz**

Communication System: 802.11a ; Frequency: 5785 MHz ; Duty Cycle: 1:1  
 Medium: MSL5800 Medium parameters used:  $f = 5785 \text{ MHz}$ ;  $\sigma = 6.1 \text{ mho/m}$ ;  $\epsilon_r = 47.6$ ;  $\rho = 1000 \text{ kg/m}^3$  ; Liquid Level : 150mm  
 Phantom section: Flat Section ; DUT test position : Body ; Modulation Type: OFDM  
 Separation Distance : 0 mm ( The front side of the EUT to the Phantom)  
 Antenna Type : PIFA Antenna ; Air Temp. : 22.5 degrees ; Liquid Temp. : 21.5 degrees

DASY4 Configuration:

- Probe: EX3DV3 - SN3506 ; ConvF(4.19, 4.19, 4.19) ; Calibrated: 2004/3/19
- Sensor-Surface: 2.5mm (Mechanical Surface Detection)
- Electronics: DAE3 Sn579 ; Calibrated: 2005/3/23
- Phantom: SAM 12 ; Type: SAM V4.0; Serial: TP 1202
- Measurement SW: DASY4, V4.5 Build 19 ; Postprocessing SW: SEMCAD, V1.8 Build 146

**Mid Channel 157/Area Scan (9x19x1):** Measurement grid:  $dx=10\text{mm}$ ,  $dy=10\text{mm}$   
 Maximum value of SAR (measured) = 0.094 mW/g

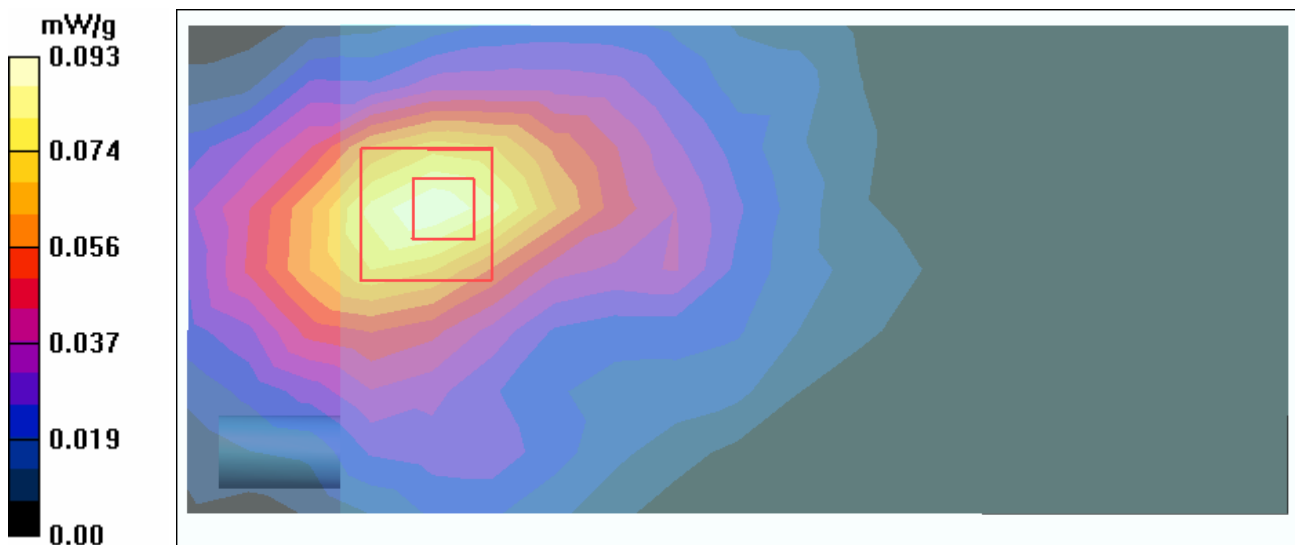
**Mid Channel 157/Zoom Scan (8x8x8)/Cube 0:** Measurement grid:  $dx=4.3\text{mm}$ ,  $dy=4.3\text{mm}$ ,  $dz=3\text{mm}$

Reference Value = 1.28 V/m

Peak SAR (extrapolated) = 0.212 W/kg

**SAR(1 g) = 0.056 mW/g; SAR(10 g) = 0.024 mW/g**

Maximum value of SAR (measured) = 0.093 mW/g



Test Laboratory: Advance Data Technology

## Body Worn-11a-Ch165-Keypad Up-Mode 20

**DUT: EDA-Enterprise Digital Assistant ; Type: MC7090 ; Test Frequency: 5825 MHz**

Communication System: 802.11a ; Frequency: 5825 MHz ; Duty Cycle: 1:1  
 Medium: MSL5800 Medium parameters used:  $f = 5825 \text{ MHz}$ ;  $\sigma = 6.16 \text{ mho/m}$ ;  $\epsilon_r = 47.5$ ;  $\rho = 1000 \text{ kg/m}^3$  ; Liquid Level : 150mm  
 Phantom section: Flat Section ; DUT test position : Body ; Modulation Type: OFDM  
 Separation Distance : 0 mm ( The front side of the EUT to the Phantom)  
 Antenna Type : PIFA Antenna ; Air Temp. : 22.5 degrees ; Liquid Temp. : 21.5 degrees

DASY4 Configuration:

- Probe: EX3DV3 - SN3506 ; ConvF(4.19, 4.19, 4.19) ; Calibrated: 2004/3/19
- Sensor-Surface: 2.5mm (Mechanical Surface Detection)
- Electronics: DAE3 Sn579 ; Calibrated: 2005/3/23
- Phantom: SAM 12 ; Type: SAM V4.0; Serial: TP 1202
- Measurement SW: DASY4, V4.5 Build 19 ; Postprocessing SW: SEMCAD, V1.8 Build 146

**High Channel 165/Area Scan (9x19x1):** Measurement grid: dx=10mm, dy=10mm  
 Maximum value of SAR (measured) = 0.176 mW/g

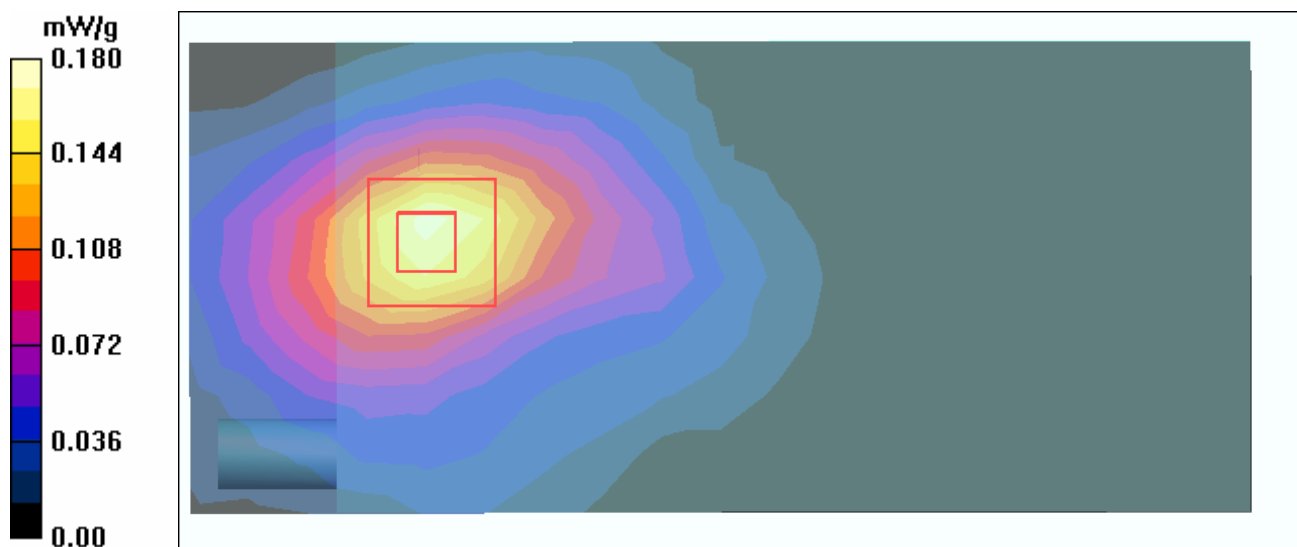
**High Channel 165/Zoom Scan (8x8x8)/Cube 0:** Measurement grid: dx=4.3mm, dy=4.3mm, dz=3mm

Reference Value = 1.64 V/m

Peak SAR (extrapolated) = 0.364 W/kg

**SAR(1 g) = 0.110 mW/g; SAR(10 g) = 0.045 mW/g**

Maximum value of SAR (measured) = 0.180 mW/g





Test Laboratory: Advance Data Technology

## Co-located-Right Head-Cheek-11b Ch6+BT Ch0-Mode 21

**DUT: EDA-Enterprise Digital Assistant ; Type: MC7090 ; Test Frequency: 2437 MHz Frequency: 2402 MHz**

Communication System: 802.11b Communication System: Bluetooth ; Frequency: 2437 MHz Frequency: 2402 MHz ; Duty Cycle: 1:1

Phantom: SAM 12 Medium parameters used:  $f = 2437$  MHz;  $\sigma = 1.79$  mho/m;  $\epsilon_r = 38.4$ ;  $\rho = 1000$  kg/m<sup>3</sup>  
Medium parameters used:  $f = 2402$  MHz;  $\sigma = 1.76$  mho/m;  $\epsilon_r = 39.3$ ;  $\rho = 1000$  kg/m<sup>3</sup> ; Liquid level: 151mm

Phantom section: Right Section ; DUT test position : Cheek ; Modulation type: GFSK  
Antenna type : Chip Antenna ; Air temp. : 22.3 degrees ; Liquid temp. : 21.2 degrees

DASY4 Configuration:

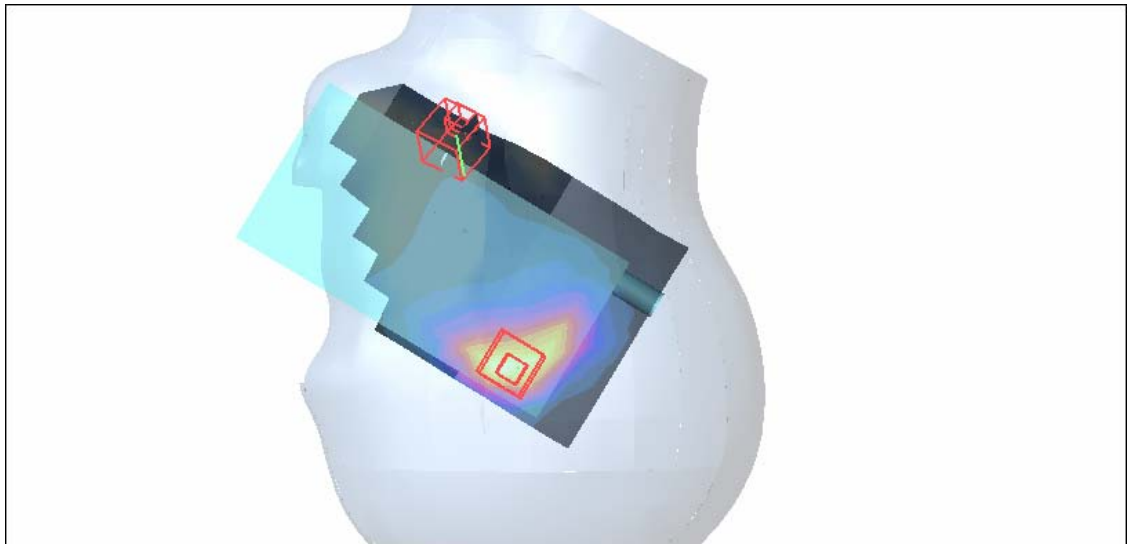
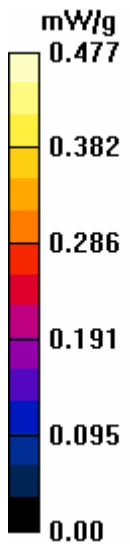
- Probe: ET3DV6 - SN1790; ConvF(4.74, 4.74, 4.74) ; Calibrated: 2004/12/20
- Sensor-Surface: 4mm (Mechanical Surface Detection)
- Electronics: DAE3 Sn579; Calibrated: 2005/3/23
- Phantom: SAM 12; Type: SAM V4.0; Serial: TP 1202
- Measurement SW: DASY4, V4.5 Build 19; Postprocessing SW: SEMCAD, V1.8 Build 146

**Touch position - Mid Channel 6/Area Scan (8x13x1):** Measurement grid: dx=15mm, dy=15mm  
Maximum value of SAR (measured) = 0.477 mW/g

**Touch position - Mid Channel 6/Zoom Scan (7x7x7) (7x7x7)/Cube 0:** Measurement grid:  
dx=5mm, dy=5mm, dz=5mm  
Reference Value = 14.1 V/m  
Peak SAR (extrapolated) = 0.905 W/kg  
**SAR(1 g) = 0.438 mW/g; SAR(10 g) = 0.230 mW/g**

**Touch position - Low Channel 0/Area Scan (8x7x1):** Measurement grid: dx=15mm, dy=15mm  
Maximum value of SAR (measured) = 0.01 mW/g

**Touch position - Low Channel 0/Zoom Scan (7x7x7) (7x7x7)/Cube 0:** Measurement grid:  
dx=5mm, dy=5mm, dz=5mm  
Reference Value = 0.774 V/m  
Peak SAR (extrapolated) = 0.018W/kg  
**SAR(1 g) = 0.000907 mW/g; SAR(10 g) = 8.95e-005 mW/g**



Test Laboratory: Advance Data Technology

## Co-located-Left Head-Tilt- BT Ch78+11a Ch64-Mode 22

**DUT: EDA-Enterprise Digital Assistant ; Type: MC7090 ; Test Frequency: 2480 MHz Frequency: 5320 MHz**

Communication System: Bluetooth Communication System: 802.11a ; Frequency: 2480 MHz Frequency: 5320 MHz ; Duty Cycle: 1:1

Phantom: SAM 12 Medium parameters used:  $f = 2480$  MHz;  $\sigma = 1.85$  mho/m;  $\epsilon_r = 39$ ;  $\rho = 1000$  kg/m<sup>3</sup>  
Medium parameters used:  $f = 5320$  MHz;  $\sigma = 4.86$  mho/m;  $\epsilon_r = 36.5$ ;  $\rho = 1000$  kg/m<sup>3</sup> ; Liquid level: 150mm

Phantom section: Left Section ; DUT test position : Tilt ; Modulation type: OFDM

Antenna type : PIFA Antenna ; Air temp. : 22.7 degrees ; Liquid temp. : 21.8 degrees

DASY4 Configuration:

- Probe: ET3DV6 - SN1790 Probe: EX3DV3 - SN3506; ConvF(4.74, 4.74, 4.74) ConvF(5.21, 5.21, 5.21) ; Calibrated: 2004/12/20 Calibrated: 2004/3/19

- Sensor-Surface: 4mm (Mechanical Surface Detection) Sensor-Surface: 2.5mm (Mechanical Surface Detection)

- Electronics: DAE3 Sn579; Calibrated: 2005/3/23

- Phantom: SAM 12; Type: SAM V4.0; Serial: TP 1202


- Measurement SW: DASY4, V4.5 Build 19; Postprocessing SW: SEMCAD, V1.8 Build 146

**Tilt position - High Channel 78/Area Scan (9x7x1):** Measurement grid: dx=15mm, dy=15mm  
Maximum value of SAR (measured) = 0.01 mW/g

**Tilt position - High Channel 78/Zoom Scan (7x7x7) (7x7x7)/Cube 0:** Measurement grid:  
dx=5mm, dy=5mm, dz=5mm  
Reference Value = 0.547 V/m  
Peak SAR (extrapolated) = 0.017 W/kg  
**SAR(1 g) = 0.00195 mW/g; SAR(10 g) = 0.000256 mW/g**

**Tilt Position - Mid Channel 64/Area Scan (9x19x1):** Measurement grid: dx=10mm, dy=10mm  
Maximum value of SAR (measured) = 2.04 mW/g

**Tilt Position - Mid Channel 64/Zoom Scan (8x8x8)/Cube 0:** Measurement grid: dx=4.3mm, dy=4.3mm, dz=3mm  
Reference Value = 14.0 V/m  
Peak SAR (extrapolated) = 3.80 W/kg  
**SAR(1 g) = 1.28 mW/g; SAR(10 g) = 0.501 mW/g**  
Maximum value of SAR (measured) = 2.10 mW/g



Test Laboratory: Advance Data Technology

### **Co-located-Body Worn-11b Ch6+BT Ch78-Mode 23**

**DUT: EDA-Enterprise Digital Assistant ; Type: MC7090 ; Test Frequency: 2437 MHz Frequency: 2480 MHz**

Communication System: 802.11b Communication System: Bluetooth ; Frequency: 2437 MHz Frequency: 2480 MHz ; Duty Cycle: 1:1

Medium: MSL2450 Medium parameters used:  $f = 2437$  MHz;  $\sigma = 1.97$  mho/m;  $\epsilon_r = 50.9$ ;  $\rho = 1000$  kg/m<sup>3</sup>  
Medium parameters used:  $f = 2480$  MHz;  $\sigma = 2.03$  mho/m;  $\epsilon_r = 50.8$ ;  $\rho = 1000$  kg/m<sup>3</sup> ; Liquid Level : 150mm

Phantom section: Flat Section ; DUT test position : Body ; Modulation Type: GFSK

Separation Distance : 0 mm ( The front side of the EUT to the Phantom)

Antenna Type : Chip Antenna ; Air Temp. : 22.4 degrees ; Liquid Temp. : 21.3 degrees

DASY4 Configuration:

- Probe: ET3DV6 - SN1790 ; ConvF(4.35, 4.35, 4.35) ; Calibrated: 2004/12/20
- Sensor-Surface: 4mm (Mechanical Surface Detection)
- Electronics: DAE3 Sn579 ; Calibrated: 2005/3/23
- Phantom: SAM 12 ; Type: SAM V4.0; Serial: TP 1202
- Measurement SW: DASY4, V4.5 Build 19 ; Postprocessing SW: SEMCAD, V1.8 Build 146

**Mid Channel 6/Area Scan (9x13x1):** Measurement grid: dx=15mm, dy=15mm

Maximum value of SAR (measured) = 0.089 mW/g

**Mid Channel 6/Zoom Scan (7x7x7) (7x7x7)/Cube 0:** Measurement grid: dx=5mm, dy=5mm, dz=5mm

Reference Value = 2.58 V/m

Peak SAR (extrapolated) = 0.217 W/kg

**SAR(1 g) = 0.128 mW/g; SAR(10 g) = 0.060 mW/g**

Maximum value of SAR (measured) = 0.150 mW/g

**High Channel 78/Area Scan (9x7x1):** Measurement grid: dx=15mm, dy=15mm

Maximum value of SAR (measured) = 0.00 mW/g

**High Channel 78/Zoom Scan (7x7x7) (7x7x7)/Cube 0:** Measurement grid: dx=5mm, dy=5mm, dz=5mm

Reference Value = 0.563 V/m

Peak SAR (extrapolated) = 0.01 W/kg

**SAR(1 g) = 0.000179 mW/g; SAR(10 g) = 3.94e-005 mW/g**

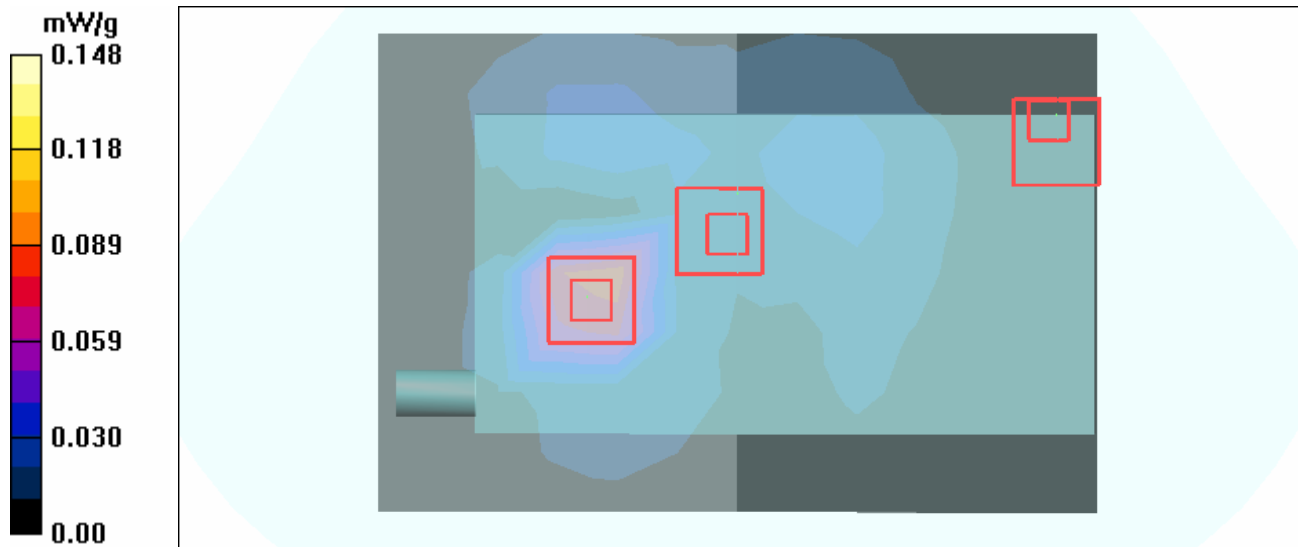
Maximum value of SAR (measured) = 0.01 mW/g

**High Channel 78/Zoom Scan (7x7x7) (7x7x7)/Cube 1:** Measurement grid: dx=5mm, dy=5mm, dz=5mm

Reference Value = 0.563 V/m

Peak SAR (extrapolated) = 0.025 W/kg

SAR(1 g) = **0.000234** mW/g; SAR(10 g) = **0.0001** mW/g  
Maximum value of SAR (measured) = 0.010 mW/g



Test Laboratory: Advance Data Technology

## Co-located-Body Worn-BT Ch 78+11a Ch48-Mode 24

**DUT: EDA-Enterprise Digital Assistant ; Type: MC7090 ; Test Frequency: 5240 MHz Frequency: 2480 MHz**

Communication System: 802.11a Communication System: Bluetooth ; Frequency: 5240 MHz Frequency: 2480 MHz ; Duty Cycle: 1:1

Medium: MSL5800 Medium: MSL2450 Medium parameters used:  $f = 5240$  MHz;  $\sigma = 5.31$  mho/m;  $\epsilon_r = 48.8$ ;  $\rho = 1000$  kg/m<sup>3</sup> Medium parameters used:  $f = 2480$  MHz;  $\sigma = 2.03$  mho/m;  $\epsilon_r = 50.8$ ;  $\rho = 1000$  kg/m<sup>3</sup> ; Liquid Level : 150mm

Phantom section: Flat Section ; DUT test position : Body ; Modulation Type: OFDM

Separation Distance : 0 mm ( The front side of the EUT to the Phantom)

Antenna Type : PIFA Antenna ; Air Temp. : 22.5 degrees ; Liquid Temp. : 21.5 degrees

DASY4 Configuration:

- Probe: EX3DV3 - SN3506 Probe: ET3DV6 - SN1790 ; ConvF(4.57, 4.57, 4.57) ConvF(4.35, 4.35, 4.35) ;

Calibrated: 2004/3/19 Calibrated: 2004/12/20

- Sensor-Surface: 2.5mm (Mechanical Surface Detection) Sensor-Surface: 4mm (Mechanical Surface Detection)

- Electronics: DAE3 Sn579 ; Calibrated: 2005/3/23

- Phantom: SAM 12 ; Type: SAM V4.0; Serial: TP 1202

- Measurement SW: DASY4, V4.5 Build 19 ; Postprocessing SW: SEMCAD, V1.8 Build 146

**High Channel 78/Area Scan (9x7x1):** Measurement grid: dx=15mm, dy=15mm

Maximum value of SAR (measured) = 0.00 mW/g

**High Channel 78/Zoom Scan (7x7x7) (7x7x7)/Cube 0:** Measurement grid: dx=5mm, dy=5mm, dz=5mm

Reference Value = 0.563 V/m

Peak SAR (extrapolated) = 0.01 W/kg

**SAR(1 g) = 0.000179 mW/g; SAR(10 g) = 3.94e-005 mW/g**

Maximum value of SAR (measured) = 0.01 mW/g

**High Channel 78/Zoom Scan (7x7x7) (7x7x7)/Cube 1:** Measurement grid: dx=5mm, dy=5mm, dz=5mm

Reference Value = 0.563 V/m

Peak SAR (extrapolated) = 0.025 W/kg

**SAR(1 g) = 0.000234 mW/g; SAR(10 g) = 0.0001 mW/g**

Maximum value of SAR (measured) = 0.010 mW/g

**Mid Channel 48/Area Scan (9x19x1):** Measurement grid: dx=10mm, dy=10mm

Maximum value of SAR (measured) = 0.315 mW/g

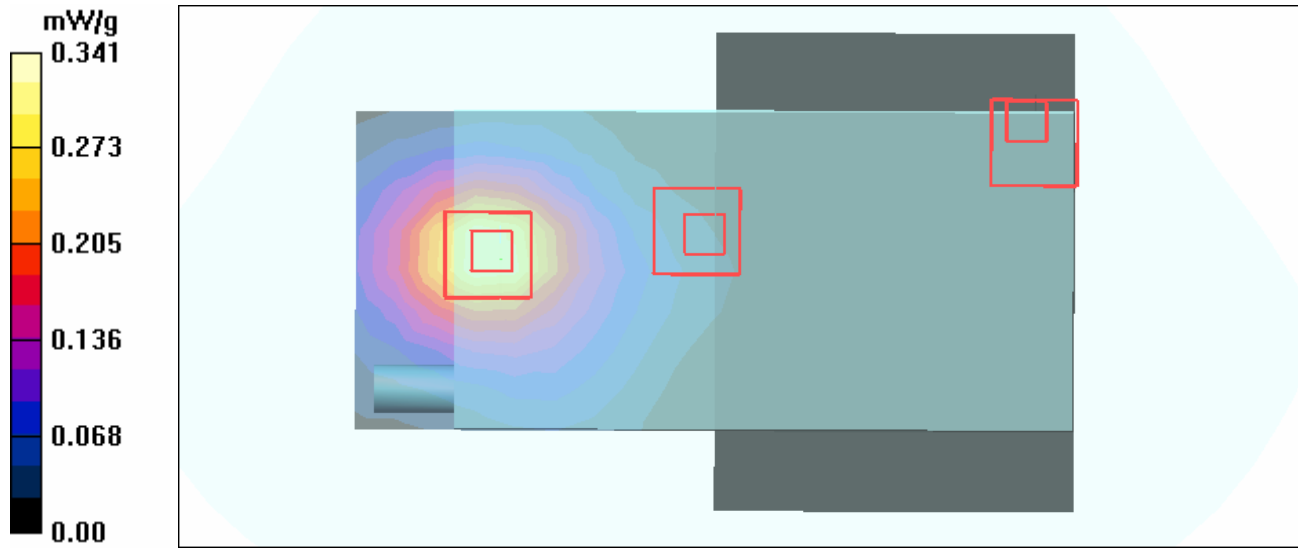
**Mid Channel 48/Zoom Scan (8x8x8)/Cube 0:** Measurement grid: dx=4.3mm, dy=4.3mm, dz=3mm

Reference Value = 1.81 V/m

Peak SAR (extrapolated) = 0.600 W/kg

SAR(1 g) = **0.220 mW/g**; SAR(10 g) = **0.095 mW/g**

Maximum value of SAR (measured) = 0.341 mW/g





Test Laboratory: Advance Data Technology

## System Validation Check-HSL 2450MHz

**DUT: Dipole 2450 MHz ; Type: D2450V2 ; Serial: 737 ; Test Frequency: 2450 MHz**

Communication System: CW ; Frequency: 2450 MHz; Duty Cycle: 1:1; Modulation type: CW  
 Medium: HSL2450; Medium parameters used:  $f = 2450$  MHz;  $\sigma = 1.8$  mho/m;  $\epsilon_r = 38.3$ ;  $\rho = 1000$  kg/m<sup>3</sup> ;  
 Liquid level : 155 mm  
 Phantom section: Flat Section ; Separation distance : 10 mm (The feet point of the dipole to the Phantom)  
 Air temp. : 22.6 degrees ; Liquid temp. : 21.7 degrees

DASY4 Configuration:

- Probe: ET3DV6 - SN1790 ; ConvF(4.74, 4.74, 4.74) ; Calibrated: 2004/12/20
- Sensor-Surface: 4mm (Mechanical Surface Detection)
- Electronics: DAE3 Sn579; Calibrated: 2005/3/23
- Phantom: SAM 12; Type: SAM V4.0; Serial: TP 1202
- Measurement SW: DASY4, V4.5 Build 19; Postprocessing SW: SEMCAD, V1.8 Build 146

**d=10mm, Pin=250mW/Area Scan (5x7x1):** Measurement grid: dx=15mm, dy=15mm  
 Maximum value of SAR (measured) = 14.2 mW/g

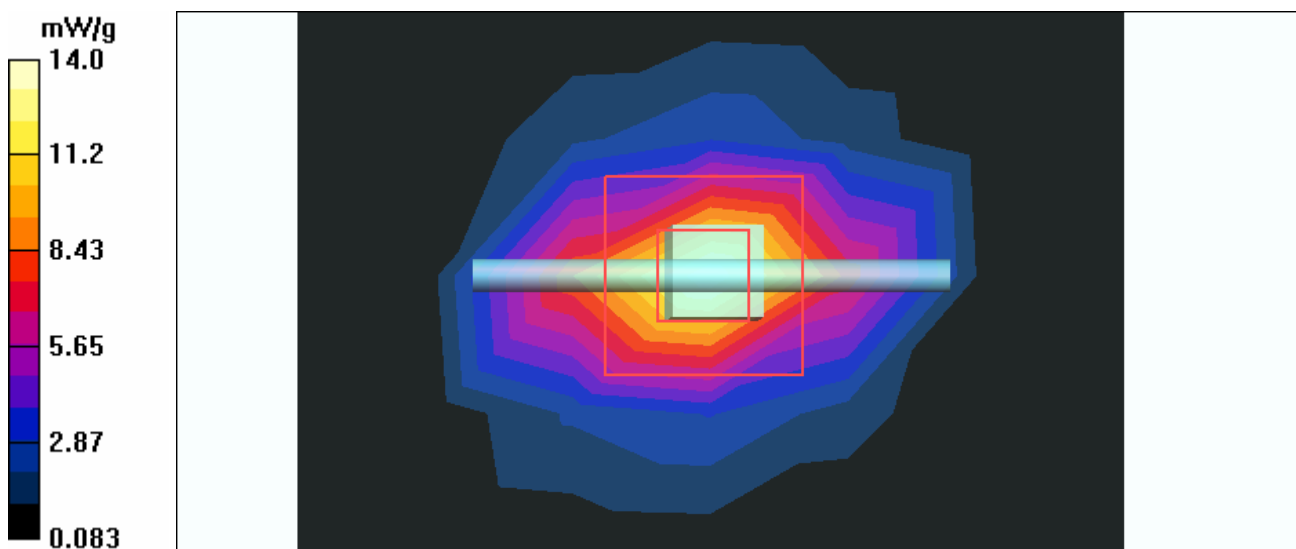
**d=10mm, Pin=250mW/Zoom Scan (7x7x7)/Cube 0:** Measurement grid: dx=5mm, dy=5mm, dz=5mm

Reference Value = 92.2 V/m; Power Drift = -0.023 dB

Peak SAR (extrapolated) = 26.1 W/kg

**SAR(1 g) = 12.8 mW/g; SAR(10 g) = 5.93 mW/g**

Maximum value of SAR (measured) = 14.0 mW/g



Test Laboratory: Advance Data Technology

## System Validation Check-HSL 2450MHz

**DUT: Dipole 2450 MHz ; Type: D2450V2 ; Serial: 737 ; Test Frequency: 2450 MHz**

Communication System: CW ; Frequency: 2450 MHz; Duty Cycle: 1:1; Modulation type: CW  
 Medium: HSL2450;Medium parameters used:  $f = 2450$  MHz;  $\sigma = 1.78$  mho/m;  $\epsilon_r = 39.4$ ;  $\rho = 1000$  kg/m<sup>3</sup> ;  
 Liquid level : 151 mm  
 Phantom section: Flat Section ; Separation distance : 10 mm (The feet point of the dipole to the Phantom)Air temp. : 22.3 degrees ; Liquid temp. : 21.2 degrees

DASY4 Configuration:

- Probe: ET3DV6 - SN1790 ; ConvF(4.74, 4.74, 4.74) ; Calibrated: 2004/12/20
- Sensor-Surface: 4mm (Mechanical Surface Detection)
- Electronics: DAE3 Sn579; Calibrated: 2005/3/23
- Phantom: SAM 12; Type: SAM V4.0; Serial: TP 1202
- Measurement SW: DASY4, V4.5 Build 19; Postprocessing SW: SEMCAD, V1.8 Build 146

**d=10mm, Pin=250mW/Area Scan (5x7x1):** Measurement grid: dx=15mm, dy=15mm  
 Maximum value of SAR (measured) = 14.1 mW/g

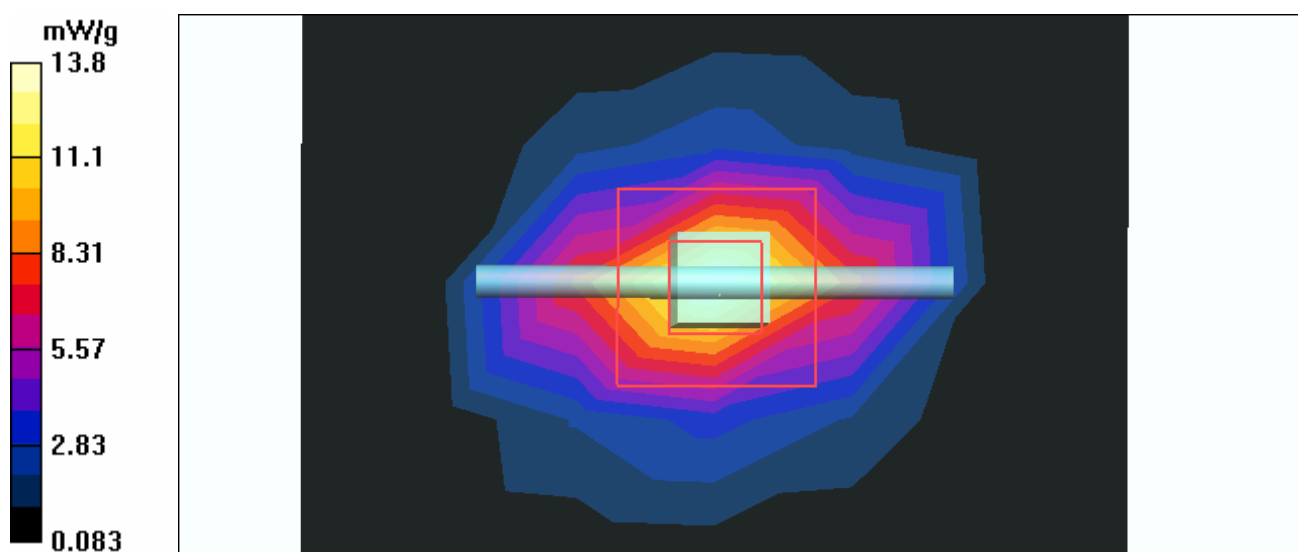
**d=10mm, Pin=250mW/Zoom Scan (7x7x7)/Cube 0:** Measurement grid: dx=5mm, dy=5mm, dz=5mm

Reference Value = 91.8 V/m; Power Drift = -0.089 dB

Peak SAR (extrapolated) = 26.2 W/kg

**SAR(1 g) = 12.7 mW/g; SAR(10 g) = 5.88 mW/g**

Maximum value of SAR (measured) = 13.8 mW/g



Test Laboratory: Advance Data Technology

## System Validation Check-MSL 2450MHz

**DUT: Dipole 2450 MHz ; Type: D2450V2 ; Serial: 737 ; Test Frequency: 2450 MHz**

Communication System: CW ; Frequency: 2450 MHz; Duty Cycle: 1:1; Modulation type: CW  
 Medium: MSL2450; Medium parameters used:  $f = 2450$  MHz;  $\sigma = 1.99$  mho/m;  $\epsilon_r = 50.9$ ;  $\rho = 1000$  kg/m<sup>3</sup> ; Liquid level : 150 mm

Phantom section: Flat Section ; Separation distance : 10 mm (The feetpoint of the dipole to the Phantom) Air temp. : 22.4 degrees ; Liquid temp. : 21.3 degrees

DASY4 Configuration:

- Probe: ET3DV6 - SN1790 ; ConvF(4.35, 4.35, 4.35) ; Calibrated: 2004/12/20
- Sensor-Surface: 4mm (Mechanical Surface Detection)
- Electronics: DAE3 Sn579; Calibrated: 2005/3/23
- Phantom: SAM 12; Type: SAM V4.0; Serial: TP 1202
- Measurement SW: DASY4, V4.5 Build 19; Postprocessing SW: SEMCAD, V1.8 Build 146

**d=10mm, Pin=250mW/Area Scan (5x7x1):** Measurement grid: dx=15mm, dy=15mm  
 Maximum value of SAR (measured) = 14.2 mW/g

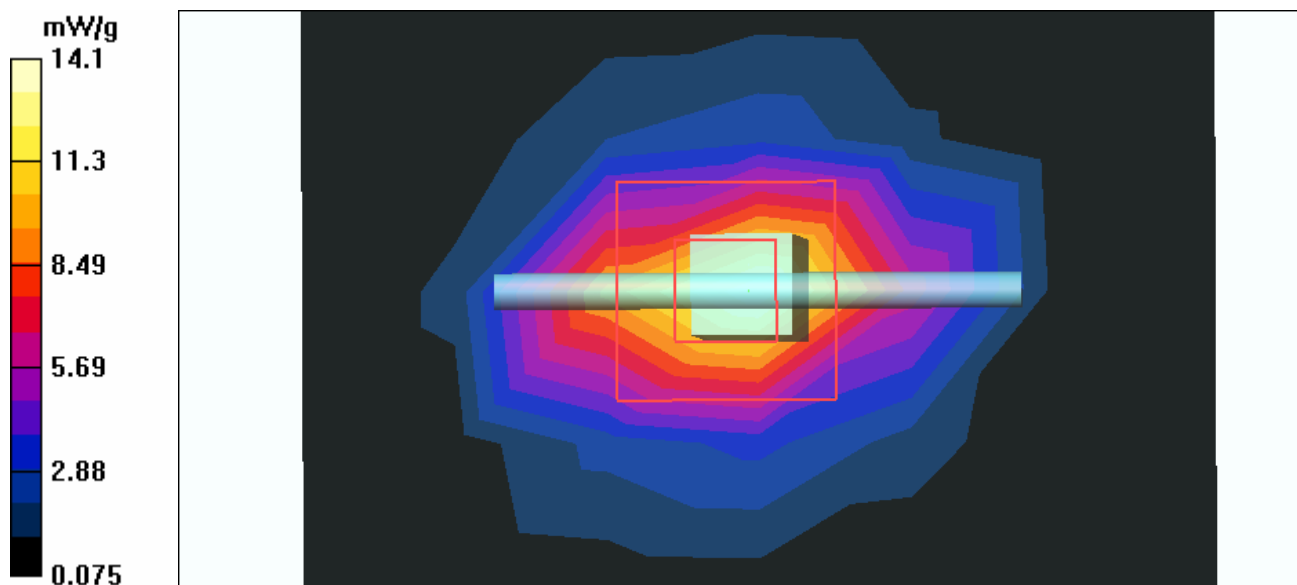
**d=10mm, Pin=250mW/Zoom Scan (7x7x7)/Cube 0:** Measurement grid: dx=5mm, dy=5mm, dz=5mm

Reference Value = 89.7 V/m; Power Drift = -0.101 dB

Peak SAR (extrapolated) = 27.5 W/kg

**SAR(1 g) = 12.6 mW/g; SAR(10 g) = 5.83 mW/g**

Maximum value of SAR (measured) = 14.1 mW/g



Test Laboratory: Advance Data Technology

## System Validation Check-HSL 5GHz

**DUT: Dipole 5 GHz ; Type: D5GHzV2 ; Serial: 1019 ; Test Frequency: 5200 MHz**

Communication System: CW ; Frequency: 5200 MHz; Duty Cycle: 1:1; Modulation type: CW  
 Medium: HSL5800; Medium parameters used:  $f = 5200$  MHz;  $\sigma = 4.72$  mho/m;  $\epsilon_r = 36.7$ ;  $\rho = 1000$  kg/m<sup>3</sup> ;  
 Liquid level : 150 mm

Phantom section: Flat Section ; Separation distance : 10 mm (The feet point of the dipole to the Phantom) Air temp. : 22.7 degrees ; Liquid temp. : 21.8 degrees

DASY4 Configuration:

- Probe: EX3DV3 - SN3506 ; ConvF(5.21, 5.21, 5.21) ; Calibrated: 2004/3/19
- Sensor-Surface: 2.5mm (Mechanical Surface Detection)
- Electronics: DAE3 Sn579; Calibrated: DAE not calibrated
- Phantom: SAM 12; Type: SAM V4.0; Serial: TP 1202
- Measurement SW: DASY4, V4.5 Build 19; Postprocessing SW: SEMCAD, V1.8 Build 146

**f=5200 MHz, d=10mm , Pin=250mW/Area Scan (7x7x1):** Measurement grid: dx=10mm, dy=10mm

Maximum value of SAR (measured) = 35.6 mW/g

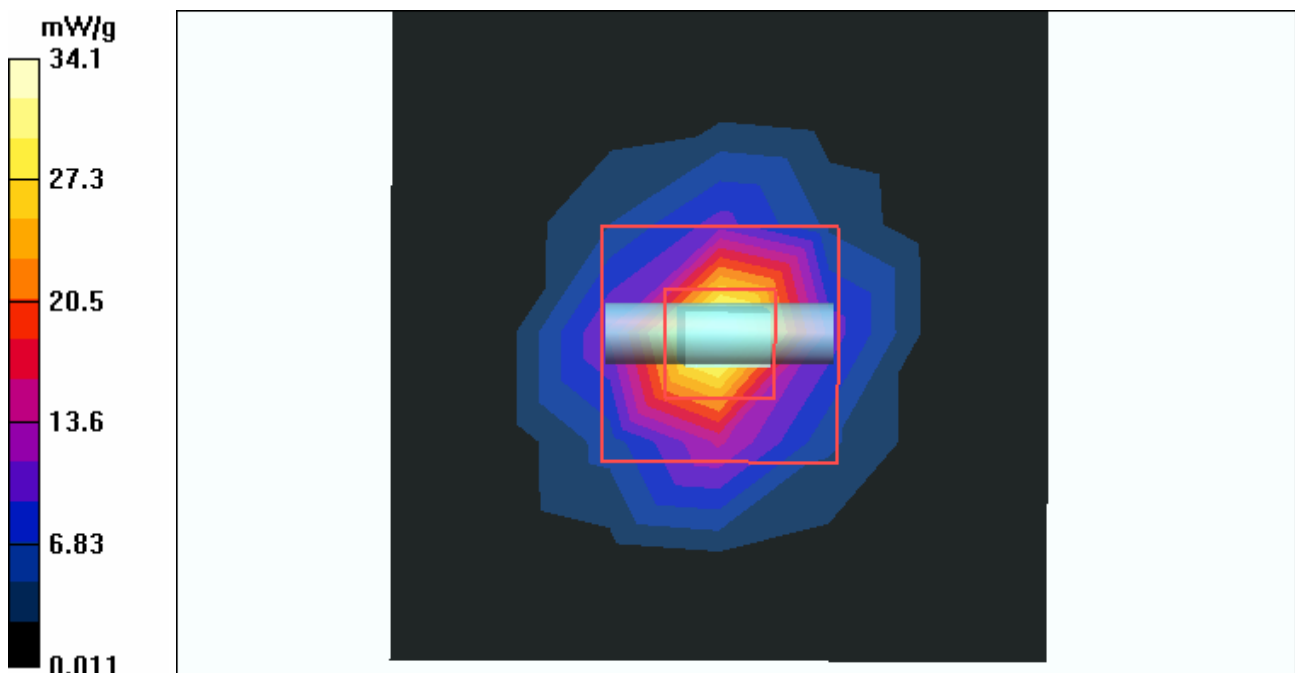
**f=5200 MHz, d=10mm , Pin=250mW/Zoom Scan (8x8x8)/Cube 0:** Measurement grid: dx=4.3mm, dy=4.3mm, dz=3mm

Reference Value = 92.9 V/m; Power Drift = -0.058 dB

Peak SAR (extrapolated) = 71.9 W/kg

**SAR(1 g) = 19.7 mW/g; SAR(10 g) = 5.65 mW/g**

Maximum value of SAR (measured) = 34.1 mW/g



Test Laboratory: Advance Data Technology

### System Validation Check-HSL 5GHz

**DUT: Dipole 5 GHz ; Type: D5GHzV2 ; Serial: 1019 ; Test Frequency: 5800 MHz**

Communication System: CW ; Frequency: 5800 MHz; Duty Cycle: 1:1; Modulation type: CW  
 Medium: HSL5800;Medium parameters used:  $f = 5800 \text{ MHz}$ ;  $\sigma = 5.43 \text{ mho/m}$ ;  $\epsilon_r = 35.5$ ;  $\rho = 1000 \text{ kg/m}^3$  ;  
 Liquid level : 150 mm

Phantom section: Flat Section ; Separation distance : 10 mm (The feet point of the dipole to the Phantom)Air temp. : 22.7 degrees ; Liquid temp. : 21.8 degrees

DASY4 Configuration:

- Probe: EX3DV3 - SN3506 ; ConvF(4.62, 4.62, 4.62) ; Calibrated: 2004/3/19
- Sensor-Surface: 2.5mm (Mechanical Surface Detection)
- Electronics: DAE3 Sn579; Calibrated: DAE not calibrated
- Phantom: SAM 12; Type: SAM V4.0; Serial: TP 1202
- Measurement SW: DASY4, V4.5 Build 19; Postprocessing SW: SEMCAD, V1.8 Build 146

**f=5800MHz, d=10mm , Pin=250mW/Area Scan (7x7x1):** Measurement grid: dx=10mm, dy=10mm

Maximum value of SAR (measured) = 37.6 mW/g

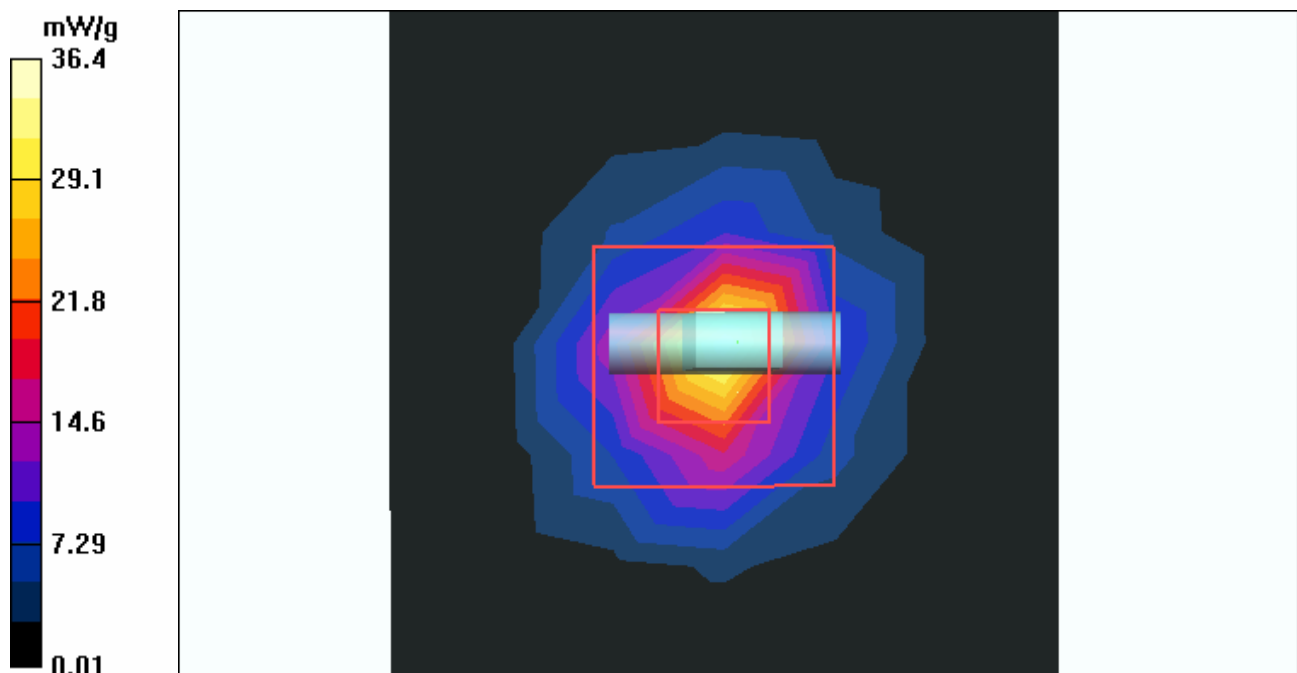
**f=5800MHz, d=10mm , Pin=250mW/Zoom Scan (8x8x8)/Cube 0:** Measurement grid: dx=4.3mm, dy=4.3mm, dz=3mm

Reference Value = 87.9 V/m; Power Drift = -0.039 dB

Peak SAR (extrapolated) = 85.9 W/kg

**SAR(1 g) = 20.5 mW/g; SAR(10 g) = 5.83 mW/g**

Maximum value of SAR (measured) = 36.4 mW/g



Test Laboratory: Advance Data Technology

## System Validation Check-MSL 5GHz

**DUT: Dipole 5 GHz ; Type: D5GHzV2 ; Serial: 1019 ; Test Frequency: 5200 MHz**

Communication System: CW ; Frequency: 5200 MHz; Duty Cycle: 1:1; Modulation type: CW  
 Medium: MSL5800; Medium parameters used:  $f = 5200$  MHz;  $\sigma = 5.25$  mho/m;  $\epsilon_r = 48.9$ ;  $\rho = 1000$  kg/m<sup>3</sup> ; Liquid level : 150 mm

Phantom section: Flat Section ; Separation distance : 10 mm (The feetpoint of the dipole to the Phantom) Air temp. : 22.5 degrees ; Liquid temp. : 21.5 degrees

DASY4 Configuration:

- Probe: EX3DV3 - SN3506 ; ConvF(4.57, 4.57, 4.57) ; Calibrated: 2004/3/19
- Sensor-Surface: 2.5mm (Mechanical Surface Detection)
- Electronics: DAE3 Sn579; Calibrated: 2005/3/23
- Phantom: SAM 12; Type: SAM V4.0; Serial: TP 1202
- Measurement SW: DASY4, V4.5 Build 19; Postprocessing SW: SEMCAD, V1.8 Build 146

**f=5200, d=10mm, Pin=250mW/Area Scan (6x6x1):** Measurement grid: dx=10mm, dy=10mm  
 Maximum value of SAR (measured) = 29.9 mW/g

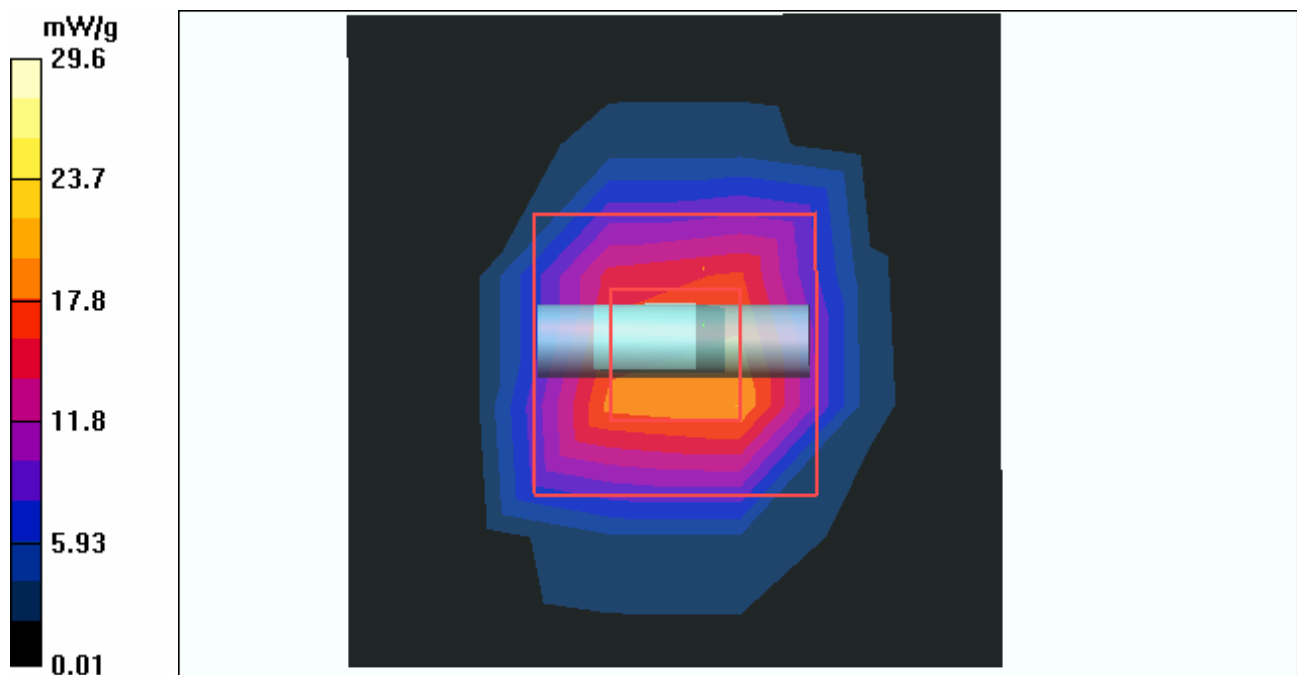
**f=5200, d=10mm, Pin=250mW/Zoom Scan (8x8x8)/Cube 0:** Measurement grid: dx=4.3mm, dy=4.3mm, dz=3mm

Reference Value = 86.3 V/m; Power Drift = -0.042 dB

Peak SAR (extrapolated) = 61.7 W/kg

**SAR(1 g) = 17.5 mW/g; SAR(10 g) = 4.87 mW/g**

Maximum value of SAR (measured) = 29.6 mW/g



Test Laboratory: Advance Data Technology

### System Validation Check-MSL 5GHz

**DUT: Dipole 5 GHz ; Type: D5GHzV2 ; Serial: 1019 ; Test Frequency: 5800 MHz**

Communication System: CW ; Frequency: 5800 MHz; Duty Cycle: 1:1; Modulation type: CW  
 Medium: MSL5800; Medium parameters used:  $f = 5800$  MHz;  $\sigma = 6.12$  mho/m;  $\epsilon_r = 47.5$ ;  $\rho = 1000$  kg/m<sup>3</sup> ; Liquid level : 150 mm

Phantom section: Flat Section ; Separation distance : 10 mm (The feet point of the dipole to the Phantom) Air temp. : 22.5 degrees ; Liquid temp. : 21.5 degrees

DASY4 Configuration:

- Probe: EX3DV3 - SN3506 ; ConvF(4.19, 4.19, 4.19) ; Calibrated: 2004/3/19
- Sensor-Surface: 2.5mm (Mechanical Surface Detection)
- Electronics: DAE3 Sn579; Calibrated: 2005/3/23
- Phantom: SAM 12; Type: SAM V4.0; Serial: TP 1202
- Measurement SW: DASY4, V4.5 Build 19; Postprocessing SW: SEMCAD, V1.8 Build 146

**f=5800, d=10mm, Pin=250mW/Area Scan (7x7x1):** Measurement grid: dx=10mm, dy=10mm  
 Maximum value of SAR (measured) = 29.5 mW/g

**f=5800, d=10mm, Pin=250mW/Zoom Scan (8x8x8)/Cube 0:** Measurement grid: dx=4.3mm, dy=4.3mm, dz=3mm

Reference Value = 76.1 V/m; Power Drift = -0.089 dB

Peak SAR (extrapolated) = 66.9 W/kg

**SAR(1 g) = 16.8 mW/g; SAR(10 g) = 4.65 mW/g**

Maximum value of SAR (measured) = 29.4 mW/g

