

IMPORTANT NOTICE

UNCERTAINTY OF THE PROBE CONVERSION FACTOR

Important Note:

The Swiss accreditation body (METAS) has requested an additional uncertainty for narrow bandwidth probe calibration compared to the uncertainty table of IEEE/IEC defined for a single frequency. SPEAG and the IT'IS foundation are currently investigating the most appropriate method for narrow and broadband uncertainty assessment.

A preliminary uncertainty value for the indicated frequency bandwidth is included in the attached probe calibration document.

s p e a g

Schmid & Partner Engineering AG
Zeughausstrasse 43, 8004 Zurich, Switzerland
Phone +41 1 245 9700, Fax +41 1 245 9779
info@speag.com, <http://www.speag.com>

Schmid & Partner Engineering AG

Client **ADT (Auden)**

CALIBRATION CERTIFICATE

Object(s) **EX3DV3 - SN:3506**

Calibration procedure(s) **QA CAL-01.v2
Calibration procedure for dosimetric E-field probes**

Calibration date: **March 19, 2004**

Condition of the calibrated item **In Tolerance (according to the specific calibration document)**

This calibration certificate documents the traceability to national standards, which realize the physical units of measurements (SI).
The measurements and the uncertainties with confidence probability are given on the following pages and are part of the certificate.

All calibrations have been conducted in the closed laboratory facility: environment temperature 22 +/- 2 degrees Celsius and humidity < 75%.

Calibration Equipment used (M&TE critical for calibration)

Model Type	ID #	Cal Date (Calibrated by, Certificate No.)	Scheduled Calibration
Power meter EPM E4419B	GB41293874	2-Apr-03 (METAS, No 252-0250)	Apr-04
Power sensor E4412A	MY41495277	2-Apr-03 (METAS, No 252-0250)	Apr-04
Reference 20 dB Attenuator	SN: 5086 (20b)	3-Apr-03 (METAS, No. 251-0340)	Apr-04
Fluke Process Calibrator Type 702	SN: 6295803	8-Sep-03 (Sintrel SCS No. E-030020)	Sep-04
Power sensor HP 8481A	MY41092180	18-Sep-02 (SPEAG, in house check Oct-03)	In house check: Oct 05
RF generator HP 8684C	US3642U01700	4-Aug-99 (SPEAG, in house check Aug-02)	In house check: Aug-05
Network Analyzer HP 8753E	US37390585	18-Oct-01 (SPEAG, in house check Oct-03)	In house check: Oct 05

Calibrated by: **Name** **Function** **Signature**
 Nico Vetterli Technician *N. Vetterli*

Approved by: **Name** **Function** **Signature**
 Katja Pokovic Laboratory Director *Katja Pokovic*

Date issued: March 25, 2004

This calibration certificate is issued as an intermediate solution until the accreditation process (based on ISO/IEC 17025 International Standard) for Calibration Laboratory of Schmid & Partner Engineering AG is completed.

Probe EX3DV3

SN:3506

Manufactured:	February 18, 2004
Last calibrated:	March 19, 2004

Calibrated for DASYS Systems

(Note: non-compatible with DASYS2 system!)

DASY - Parameters of Probe: EX3DV3 SN:3506**Sensitivity in Free Space****Diode Compression^A**

NormX	0.87 $\mu\text{V}/(\text{V}/\text{m})^2$	DCP X	97	mV
NormY	0.94 $\mu\text{V}/(\text{V}/\text{m})^2$	DCP Y	97	mV
NormZ	0.90 $\mu\text{V}/(\text{V}/\text{m})^2$	DCP Z	97	mV

Sensitivity in Tissue Simulating Liquid (Conversion Factors)

Please see Page 7.

Boundary Effect

Head **900 MHz** **Typical SAR gradient: 5 % per mm**

Sensor Center to Phantom Surface Distance		2.0 mm	3.0 mm
SAR _{be} [%]	Without Correction Algorithm	3.4	1.1
SAR _{be} [%]	With Correction Algorithm	0.0	0.1

Head **1800 MHz** **Typical SAR gradient: 10 % per mm**

Sensor to Surface Distance		2.0 mm	3.0 mm
SAR _{be} [%]	Without Correction Algorithm	4.6	2.7
SAR _{be} [%]	With Correction Algorithm	0.2	0.4

Sensor Offset

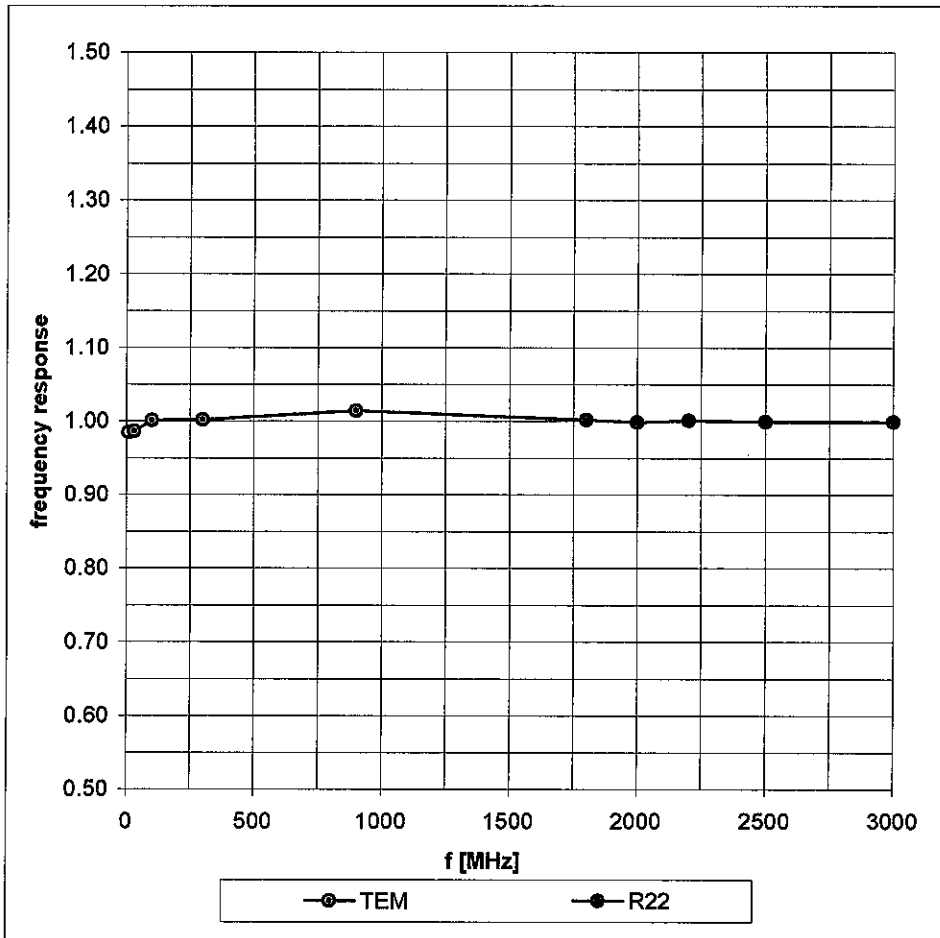
Probe Tip to Sensor Center **1.0** mm

The reported uncertainty of measurement is stated as the standard uncertainty of measurement multiplied by the coverage factor k=2, which for a normal distribution corresponds to a coverage probability of approximately 95%.

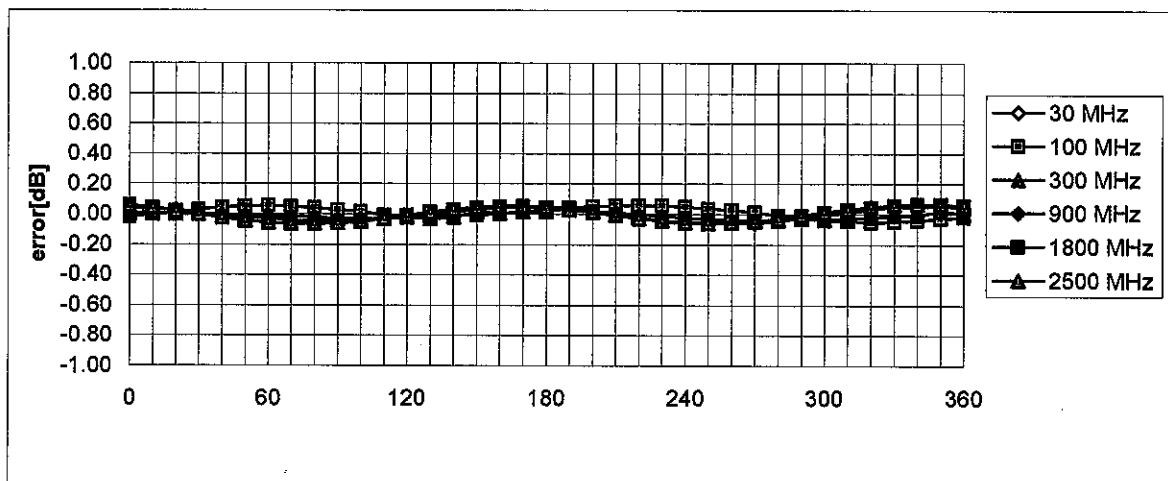
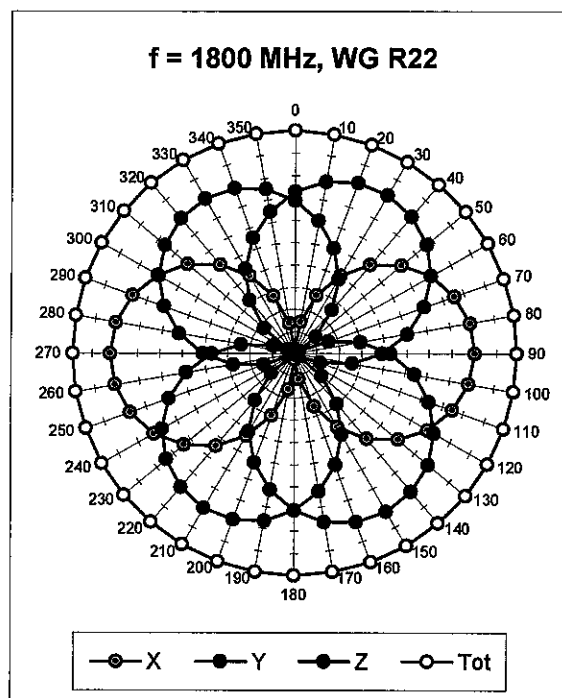
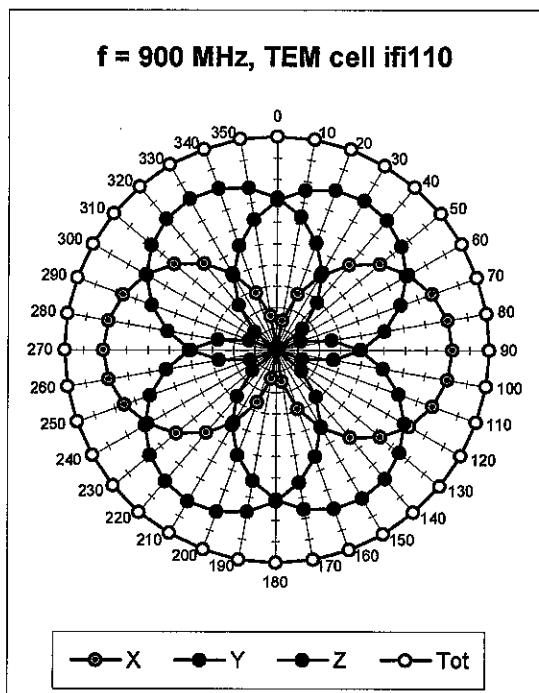
^A numerical linearization parameter: uncertainty not required

Frequency Response of E-Field

(TEM-Cell:ifi110, Waveguide R22)

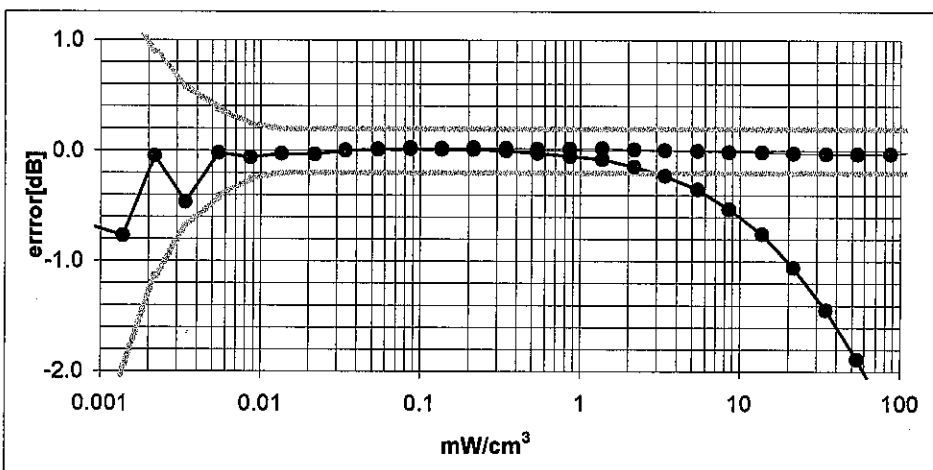
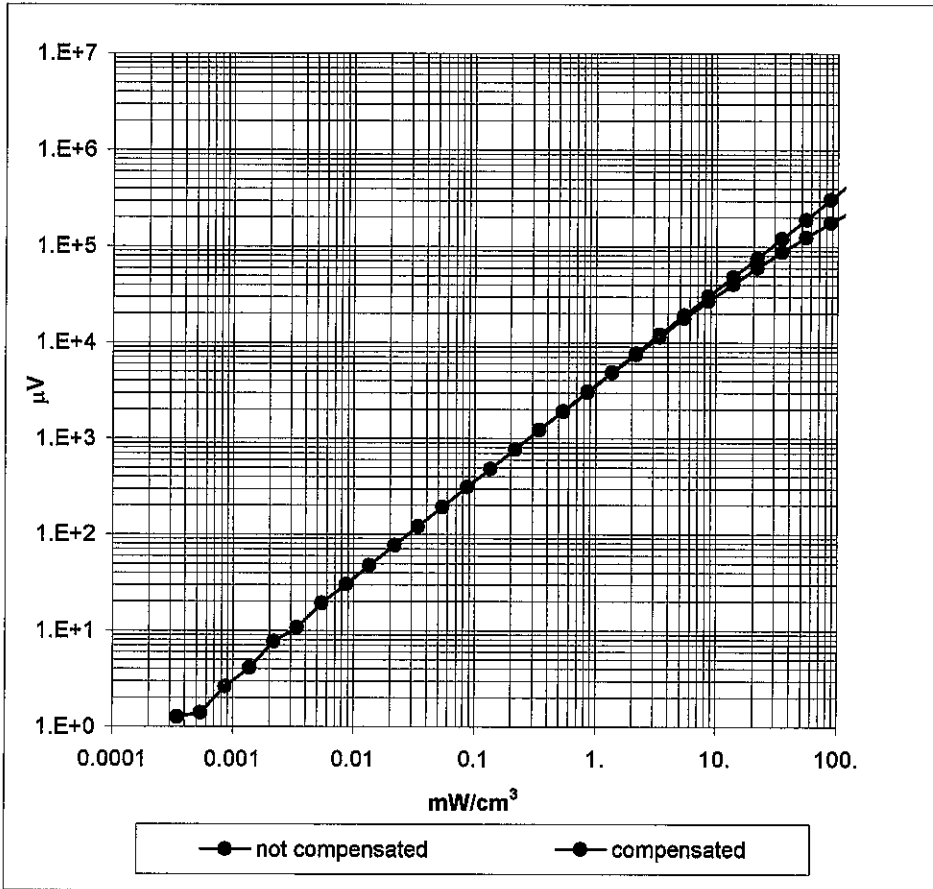


Receiving Pattern (ϕ), $\theta = 0^\circ$



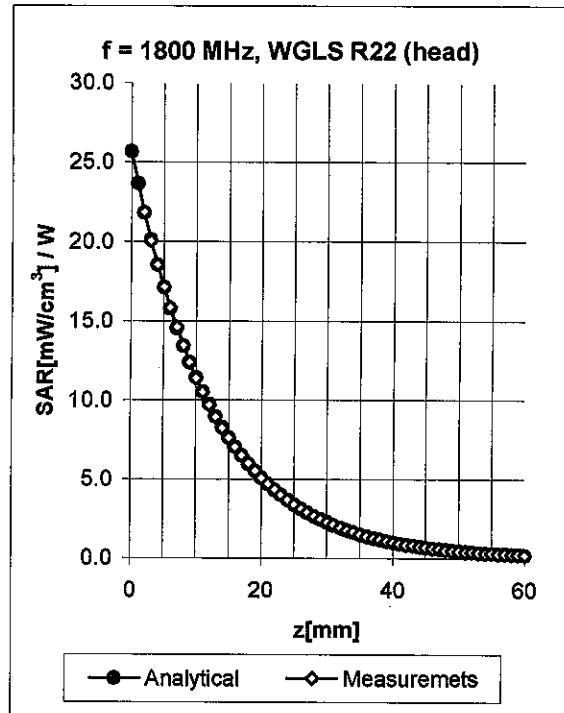
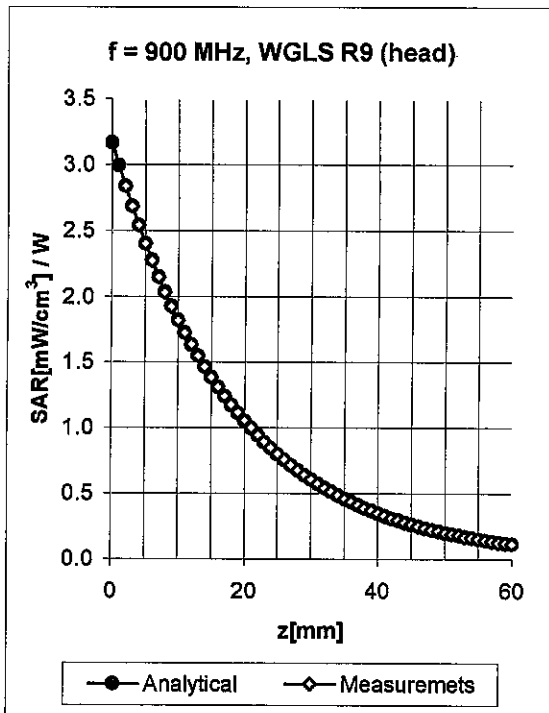
Axial Isotropy Error $\lt; \pm 0.2 \text{ dB}$

Dynamic Range f(SAR_{head}) (Waveguide R22)



Probe Linearity < ± 0.2 dB

Conversion Factor Assessment

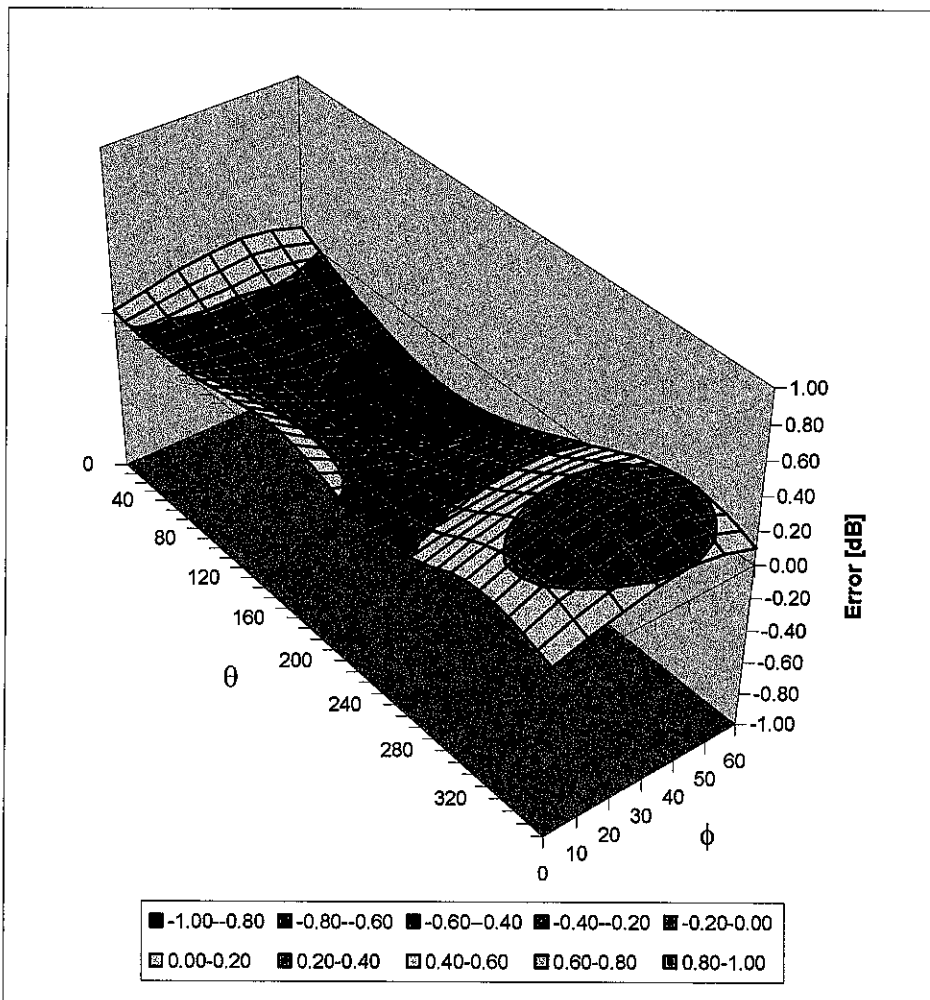


f [MHz]	Validity [MHz] ^B	Tissue	Permittivity	Conductivity	Alpha	Depth	ConvF Uncertainty
900	800-1000	Head	41.5 ± 5%	0.97 ± 5%	0.31	0.89	10.7 ± 11.3% (k=2)
1800	1710-1910	Head	40.0 ± 5%	1.40 ± 5%	0.08	2.96	8.96 ± 11.7% (k=2)
5200	4940-5460	Head	36.0 ± 5%	4.66 ± 5%	0.45	1.80	5.21 ± 21.8% (k=2)
5500	5225-5775	Head	35.6 ± 5%	4.96 ± 5%	0.45	1.80	4.78 ± 22.6% (k=2)
5800	5510-6090	Head	35.3 ± 5%	5.27 ± 5%	0.45	1.80	4.62 ± 23.4% (k=2)
5200	4940-5460	Body	49.0 ± 5%	5.30 ± 5%	0.45	1.90	4.57 ± 21.8% (k=2)
5500	5225-5775	Body	48.6 ± 5%	5.65 ± 5%	0.45	1.90	4.32 ± 22.6% (k=2)
5800	5510-6090	Body	48.2 ± 5%	6.00 ± 5%	0.45	1.90	4.19 ± 23.4% (k=2)

^B The total standard uncertainty is calculated as root-sum-square of standard uncertainty of the Conversion Factor at calibration frequency and the standard uncertainty for the indicated frequency band.

Deviation from Isotropy in HSL

Error (θ, ϕ), $f = 900$ MHz



Spherical Isotropy Error < ± 0.4 dB