

Appendix D. Product Photos

Top View - DUT with Keypad 1 (PIM Keypad)



Top View - DUT with Keypad 2 (Qwerty Keypad)



Top View - DUT with Keypad 3 (Numeric Keypad)



Bottom View - DUT with Battery 1




Bottom View - DUT with Battery 2



DUT with Scanner 1 (SE960 Scanner)




DUT with Scanner 2 (SE4500 Scanner)



Battery 1 (1X 2400mA)



Battery 2 (1.5X 3600mA)




Holster 1 (Holster-Rigid, SG-MC5511110-01R)




Holster 2 (Holster-Soft, SG-MC5521110-01R)




Antenna Location




Appendix E. Test Setup Photos



Right Cheek - DUT with Battery 1 + Scanner 1
+ Keypad 1




Right Tilted - DUT with Battery 1 + Scanner 1
+ Keypad 1



Left Cheek - DUT with Battery 1 + Scanner 1
+ Keypad 1



Left Tilted - DUT with Battery 1 + Scanner 1
+ Keypad 1



Right Cheek - DUT with Battery 1 + Scanner 2
+ Keypad 1




Right Tilted - DUT with Battery 1 + Scanner 2
+ Keypad 1




Left Cheek - DUT with Battery 1 + Scanner 2
+ Keypad 1



Left Tilted - DUT with Battery 1 + Scanner 2
+ Keypad 1



Right Cheek - DUT with Battery 2 + Scanner 1
+ Keypad 1




Right Tilted - DUT with Battery 2 + Scanner 1
+ Keypad 1



Left Cheek - DUT with Battery 2 + Scanner 1
+ Keypad 1




Left Tilted - DUT with Battery 2 + Scanner 1
+ Keypad 1



Right Cheek - DUT with Battery 2 + Scanner 2
+ Keypad 1




Right Tilted - DUT with Battery 2 + Scanner 2
+ Keypad 1




Left Cheek - DUT with Battery 2 + Scanner 2
+ Keypad 1



Left Tilted - DUT with Battery 2 + Scanner 2
+ Keypad 1



Right Cheek - DUT with Battery 1 + Scanner 1
+ Keypad 2




Right Tilted - DUT with Battery 1 + Scanner 1
+ Keypad 2




Left Cheek - DUT with Battery 1 + Scanner 1
+ Keypad 2



Left Tilted - DUT with Battery 1 + Scanner 1
+ Keypad 2



Right Cheek - DUT with Battery 1 + Scanner 2
+ Keypad 1




Right Tilted - DUT with Battery 1 + Scanner 2
+ Keypad 1



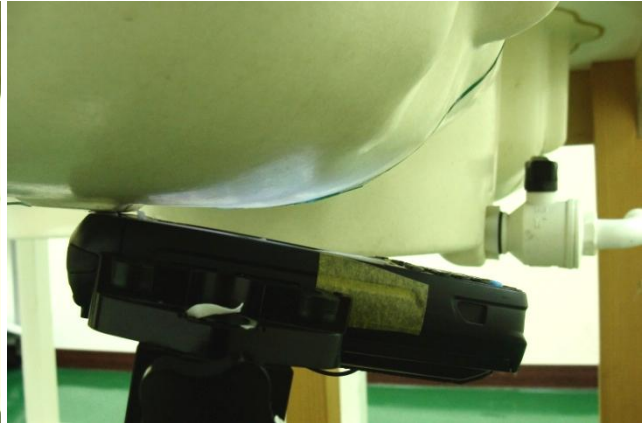
Left Cheek - DUT with Battery 1 + Scanner 2
+ Keypad 2




Left Tilted - DUT with Battery 1 + Scanner 2
+ Keypad 2



Right Cheek - DUT with Battery 2 + Scanner 1
+ Keypad 2




Right Tilted - DUT with Battery 2 + Scanner 1
+ Keypad 2



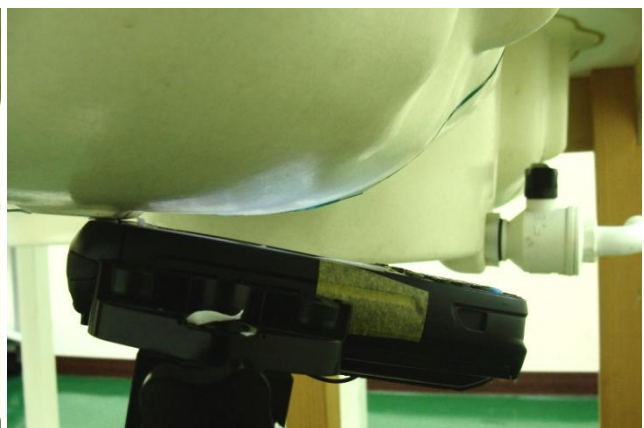
Left Cheek - DUT with Battery 2 + Scanner 1
+ Keypad 2




Left Tilted - DUT with Battery 2 + Scanner 1
+ Keypad 2



Right Cheek - DUT with Battery 2 + Scanner 2
+ Keypad 2




Right Tilted - DUT with Battery 2 + Scanner 2
+ Keypad 2




Left Cheek - DUT with Battery 2 + Scanner 2
+ Keypad 2



Left Tilted - DUT with Battery 2 + Scanner 2
+ Keypad 2



Right Cheek - DUT with Battery 1 + Scanner 1
+ Keypad 3




Right Tilted - DUT with Battery 1 + Scanner 1
+ Keypad 3




Left Cheek - DUT with Battery 1 + Scanner 1
+ Keypad 3



Left Tilted - DUT with Battery 1 + Scanner 1
+ Keypad 3



Right Cheek - DUT with Battery 1 + Scanner 2
+ Keypad 3




Right Tilted - DUT with Battery 1 + Scanner 2
+ Keypad 3




Left Cheek - DUT with Battery 1 + Scanner 2
+ Keypad 3



Left Tilted - DUT with Battery 1 + Scanner 2
+ Keypad 3




Right Cheek - DUT with Battery 2 + Scanner 1
+ Keypad 3




Right Tilted - DUT with Battery 2 + Scanner 1
+ Keypad 3




Left Cheek - DUT with Battery 2 + Scanner 1
+ Keypad 3



Left Tilted - DUT with Battery 2 + Scanner 1
+ Keypad 3



Right Cheek - DUT with Battery 2 + Scanner 2
+ Keypad 3



Right Tilted - DUT with Battery 2 + Scanner 2
+ Keypad 3




Left Cheek - DUT with Battery 2 + Scanner 2
+ Keypad 3



Left Tilted - DUT with Battery 2 + Scanner 2
+ Keypad 3



Face of the DUT with Battery 1 + Scanner 1
+ Keypad 1 (with Phantom 1.5 cm Gap)




Bottom of the DUT with Battery 1 + Scanner 1
+ Keypad 1 (with Phantom 1.5 cm Gap)




Bottom of the DUT with Battery 1 + Scanner 2
+ Keypad 1 (with Phantom 1.5 cm Gap)



Bottom of the DUT with Battery 2 + Scanner 1
+ Keypad 1 (with Phantom 1.5 cm Gap)



Bottom of the DUT with Battery 2 + Scanner 2
+ Keypad 1 (with Phantom 1.5 cm Gap)



Bottom of the DUT with Battery 1 + Scanner 1
+ Keypad 2 (with Phantom 1.5 cm Gap)




Face of the DUT with Battery 1 + Scanner 2
+ Keypad 2 (with Phantom 1.5 cm Gap)



Bottom of the DUT with Battery 1 + Scanner 2
+ Keypad 2 (with Phantom 1.5 cm Gap)



Bottom of the DUT with Battery 2 + Scanner 1
+ Keypad 2 (with Phantom 1.5 cm Gap)




Bottom of the DUT with Battery 2 + Scanner 2
+ Keypad 2 (with Phantom 1.5 cm Gap)




Bottom of the DUT with Battery 1 + Scanner 1
+ Keypad 3 (with Phantom 1.5 cm Gap)



Bottom of the DUT with Battery 1 + Scanner 2
+ Keypad 3 (with Phantom 1.5 cm Gap)



Bottom of the DUT with Battery 2 + Scanner 1
+ Keypad 3 (with Phantom 1.5 cm Gap)




Bottom of the DUT with Battery 2 + Scanner 2
+ Keypad 3 (with Phantom 1.5 cm Gap)



Face of the DUT with Battery 1 + Scanner 1
+ Keypad 1 (Holster 1 with Phantom 0 cm Gap)




Face of the DUT with Battery 1 + Scanner 2
+ Keypad 2 (Holster 1 with Phantom 0 cm Gap)




Face of the DUT with Battery 1 + Scanner 1
+ Keypad 1 (Holster 2 with Phantom 0 cm Gap)



Bottom of the DUT with Battery 1 + Scanner 1
+ Keypad 1 (Holster 2 with Phantom 0 cm Gap)



**Face of the DUT with Battery 1 + Scanner 2
+ Keypad 2 (Holster 2 with Phantom 0 cm Gap)**



**Bottom of the DUT with Battery 1 + Scanner 2
+ Keypad 2 (Holster 2 with Phantom 0 cm Gap)**