

**#14 802.11b\_Left Tilted\_Ch1\_Battery 1\_Scanner 1\_Keypad 1**

**DUT: 000411**

Communication System: 802.11b ; Frequency: 2412 MHz;Duty Cycle: 1:1

Medium: HSL\_2450\_101026 Medium parameters used:  $f = 2412$  MHz;  $\sigma = 1.79$  mho/m;  $\epsilon_r = 38.8$ ;  $\rho = 1000$

kg/m<sup>3</sup>

Ambient Temperature : 22.5 ; Liquid Temperature : 21.5

DASY5 Configuration:

- Probe: ET3DV6 - SN1788; ConvF(4.35, 4.35, 4.35); Calibrated: 2010/9/21
- Sensor-Surface: 4mm (Mechanical Surface Detection)
- Electronics: DAE4 Sn905; Calibrated: 2010/6/22
- Phantom: SAM - Front; Type: SAM; Serial: TP-1446
- Measurement SW: DASY5, V5.0 Build 125; SEMCAD X Version 13.4 Build 125

**Ch1/Area Scan (61x91x1):** Measurement grid: dx=20mm, dy=20mm

Maximum value of SAR (interpolated) = 0.067 mW/g

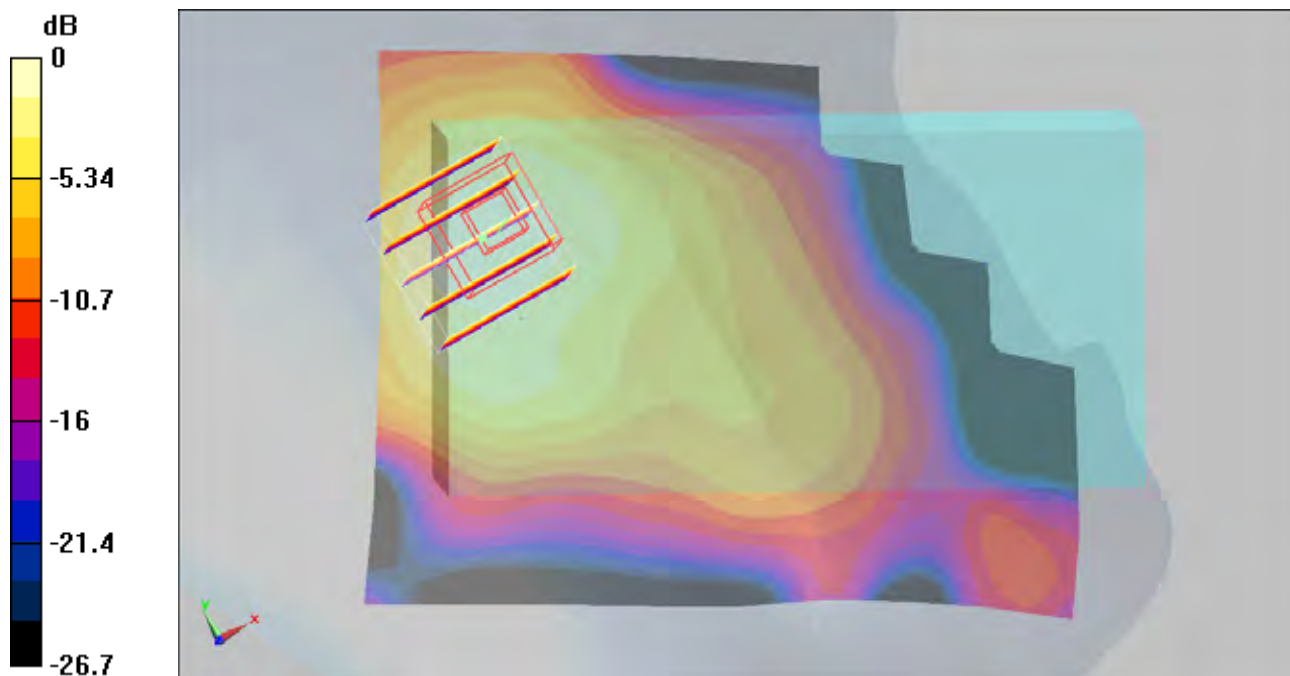
**Ch1/Zoom Scan (5x5x7)/Cube 0:** Measurement grid: dx=8mm, dy=8mm, dz=5mm

Reference Value = 4.86 V/m; Power Drift = -0.00748 dB

Peak SAR (extrapolated) = 0.137 W/kg

**SAR(1 g) = 0.062 mW/g; SAR(10 g) = 0.031 mW/g**

Maximum value of SAR (measured) = 0.068 mW/g



0 dB = 0.068mW/g

## #15 802.11g\_Left Tilted\_Ch6\_Battery 1\_Scanner 1\_Keypad 1

**DUT: 000411**

Communication System: 802.11g; Frequency: 2437 MHz; Duty Cycle: 1:1

Medium: HSL\_2450\_101026 Medium parameters used:  $f = 2437$  MHz;  $\sigma = 1.81$  mho/m;  $\epsilon_r = 38.7$ ;  $\rho = 1000$

kg/m<sup>3</sup>

Ambient Temperature : 22.4 ; Liquid Temperature : 21.5

DASY5 Configuration:

- Probe: ET3DV6 - SN1788; ConvF(4.35, 4.35, 4.35); Calibrated: 2010/9/21
- Sensor-Surface: 4mm (Mechanical Surface Detection)
- Electronics: DAE4 Sn905; Calibrated: 2010/6/22
- Phantom: SAM - Front; Type: SAM; Serial: TP-1446
- Measurement SW: DASY5, V5.0 Build 125; SEMCAD X Version 13.4 Build 125

**Ch6/Area Scan (61x91x1):** Measurement grid: dx=20mm, dy=20mm

Maximum value of SAR (interpolated) = 0.080 mW/g

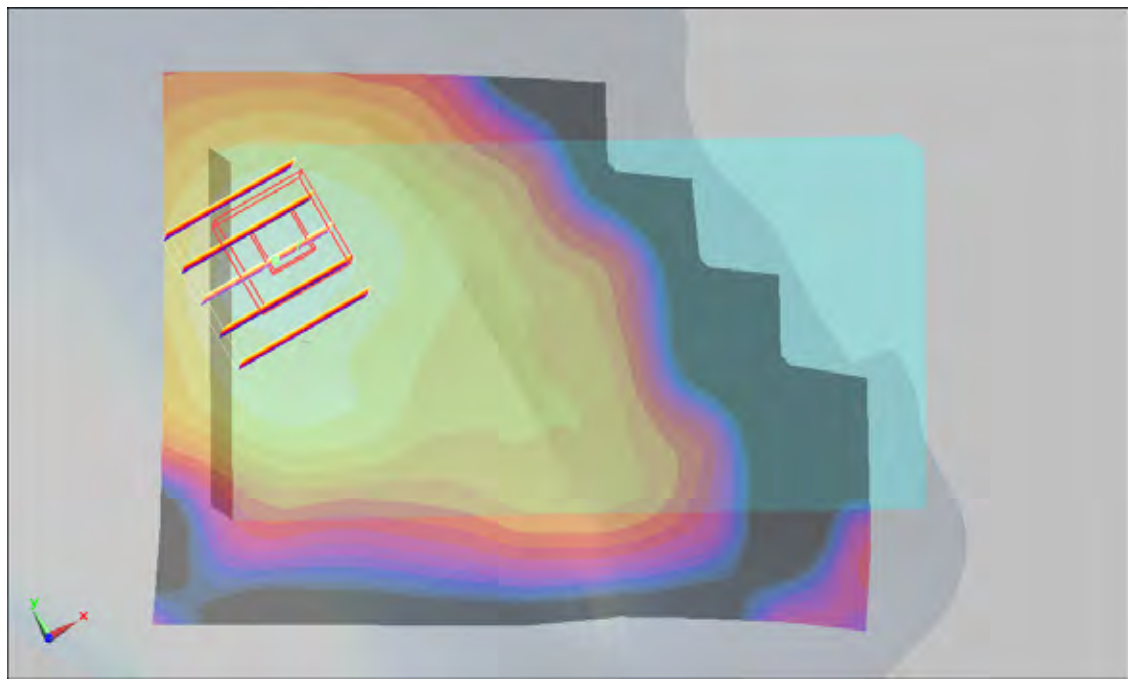
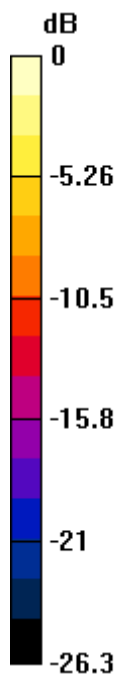
**Ch6/Zoom Scan (5x5x7)/Cube 0:** Measurement grid: dx=8mm, dy=8mm, dz=5mm

Reference Value = 5.35 V/m; Power Drift = -0.034 dB

Peak SAR (extrapolated) = 0.167 W/kg

**SAR(1 g) = 0.075 mW/g; SAR(10 g) = 0.038 mW/g**

Maximum value of SAR (measured) = 0.080 mW/g



0 dB = 0.080mW/g

**#16 802.11g\_Left Tilted\_Ch6\_Battery 1\_Scanner 1\_Keypad 2**

**DUT: 000411**

Communication System: 802.11g; Frequency: 2437 MHz; Duty Cycle: 1:1

Medium: HSL\_2450\_101026 Medium parameters used:  $f = 2437$  MHz;  $\sigma = 1.81$  mho/m;  $\epsilon_r = 38.7$ ;  $\rho = 1000$

kg/m<sup>3</sup>

Ambient Temperature : 22.6 ; Liquid Temperature : 21.5

DASY5 Configuration:

- Probe: ET3DV6 - SN1788; ConvF(4.35, 4.35, 4.35); Calibrated: 2010/9/21

- Sensor-Surface: 4mm (Mechanical Surface Detection)

- Electronics: DAE4 Sn905; Calibrated: 2010/6/22

- Phantom: SAM - Front; Type: SAM; Serial: TP-1446

- Measurement SW: DASY5, V5.0 Build 125; SEMCAD X Version 13.4 Build 125

**Ch6/Area Scan (61x91x1):** Measurement grid: dx=20mm, dy=20mm

Maximum value of SAR (interpolated) = 0.102 mW/g

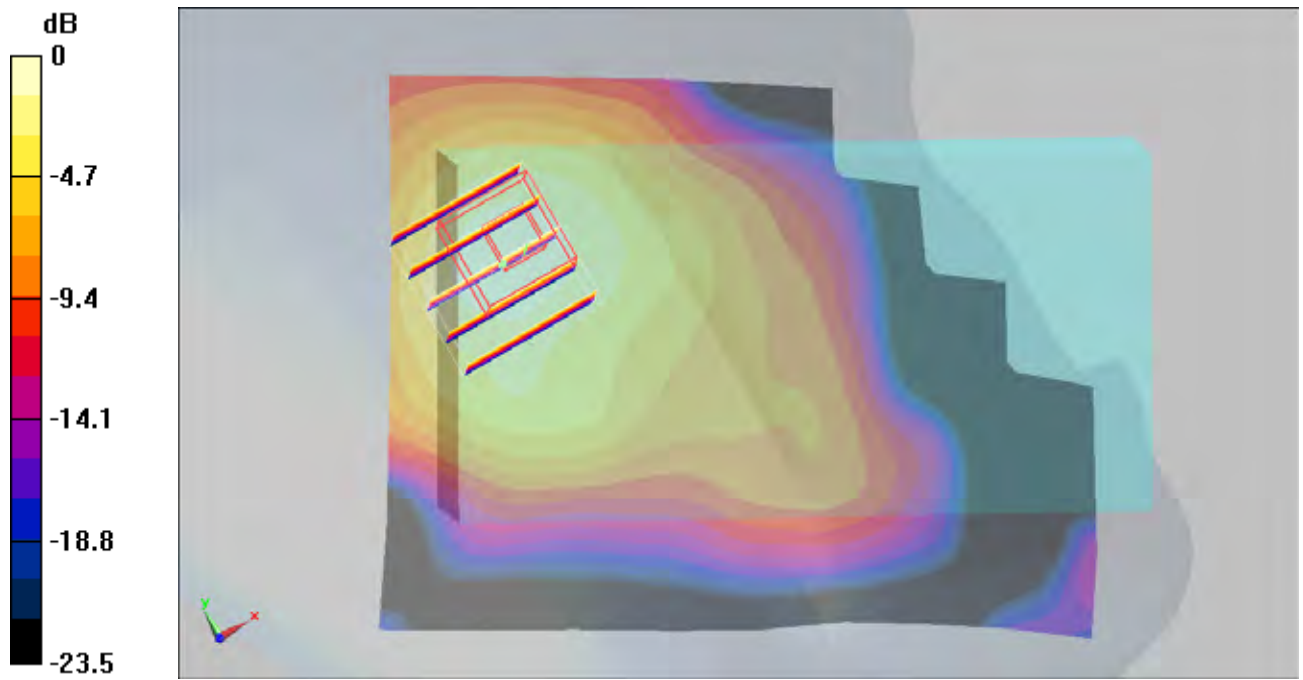
**Ch6/Zoom Scan (5x5x7)/Cube 0:** Measurement grid: dx=8mm, dy=8mm, dz=5mm

Reference Value = 5.86 V/m; Power Drift = -0.125 dB

Peak SAR (extrapolated) = 0.217 W/kg

**SAR(1 g) = 0.100 mW/g; SAR(10 g) = 0.050 mW/g**

Maximum value of SAR (measured) = 0.106 mW/g



0 dB = 0.106mW/g

**#17 802.11g\_Left Tilted\_Ch6\_Battery 1\_Scanner 1\_Keypad 3**

**DUT: 000411**

Communication System: 802.11g; Frequency: 2437 MHz; Duty Cycle: 1:1

Medium: HSL\_2450\_101026 Medium parameters used:  $f = 2437$  MHz;  $\sigma = 1.81$  mho/m;  $\epsilon_r = 38.7$ ;  $\rho = 1000$

kg/m<sup>3</sup>

Ambient Temperature : 22.6 ; Liquid Temperature : 21.5

DASY5 Configuration:

- Probe: ET3DV6 - SN1788; ConvF(4.35, 4.35, 4.35); Calibrated: 2010/9/21
- Sensor-Surface: 4mm (Mechanical Surface Detection)
- Electronics: DAE4 Sn905; Calibrated: 2010/6/22
- Phantom: SAM - Front; Type: SAM; Serial: TP-1446
- Measurement SW: DASY5, V5.0 Build 125; SEMCAD X Version 13.4 Build 125

**Ch6/Area Scan (61x91x1):** Measurement grid: dx=20mm, dy=20mm

Maximum value of SAR (interpolated) = 0.069 mW/g

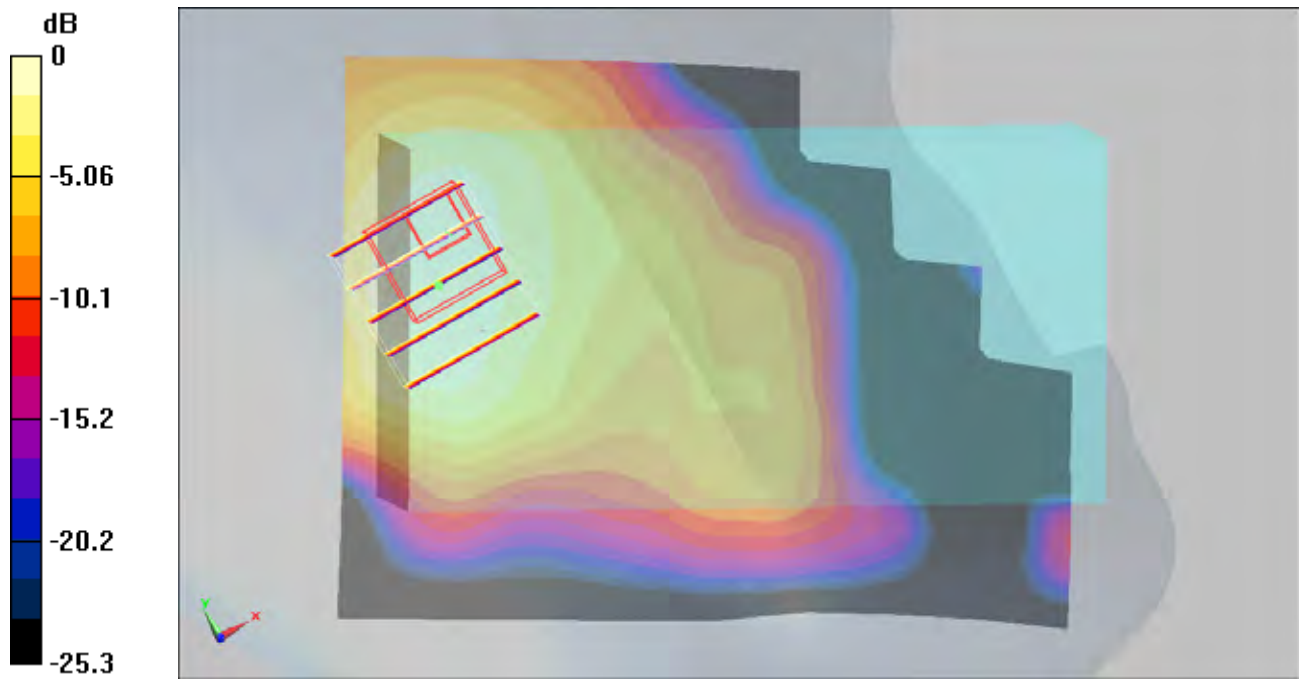
**Ch6/Zoom Scan (5x5x7)/Cube 0:** Measurement grid: dx=8mm, dy=8mm, dz=5mm

Reference Value = 5.54 V/m; Power Drift = -0.042 dB

Peak SAR (extrapolated) = 0.136 W/kg

**SAR(1 g) = 0.063 mW/g; SAR(10 g) = 0.033 mW/g**

Maximum value of SAR (measured) = 0.067 mW/g



0 dB = 0.067mW/g



**#18 802.11g\_Left Tilted\_Ch6\_Battery 1\_Scanner 2\_Keypad 1**

**DUT: 000411**

Communication System: 802.11g; Frequency: 2437 MHz; Duty Cycle: 1:1

Medium: HSL\_2450\_101026 Medium parameters used:  $f = 2437$  MHz;  $\sigma = 1.81$  mho/m;  $\epsilon_r = 38.7$ ;  $\rho = 1000$

kg/m<sup>3</sup>

Ambient Temperature : 22.6 ; Liquid Temperature : 21.5

DASY5 Configuration:

- Probe: ET3DV6 - SN1788; ConvF(4.35, 4.35, 4.35); Calibrated: 2010/9/21

- Sensor-Surface: 4mm (Mechanical Surface Detection)

- Electronics: DAE4 Sn905; Calibrated: 2010/6/22

- Phantom: SAM - Front; Type: SAM; Serial: TP-1446

- Measurement SW: DASY5, V5.0 Build 125; SEMCAD X Version 13.4 Build 125

**Ch6/Area Scan (61x91x1):** Measurement grid: dx=20mm, dy=20mm

Maximum value of SAR (interpolated) = 0.108 mW/g

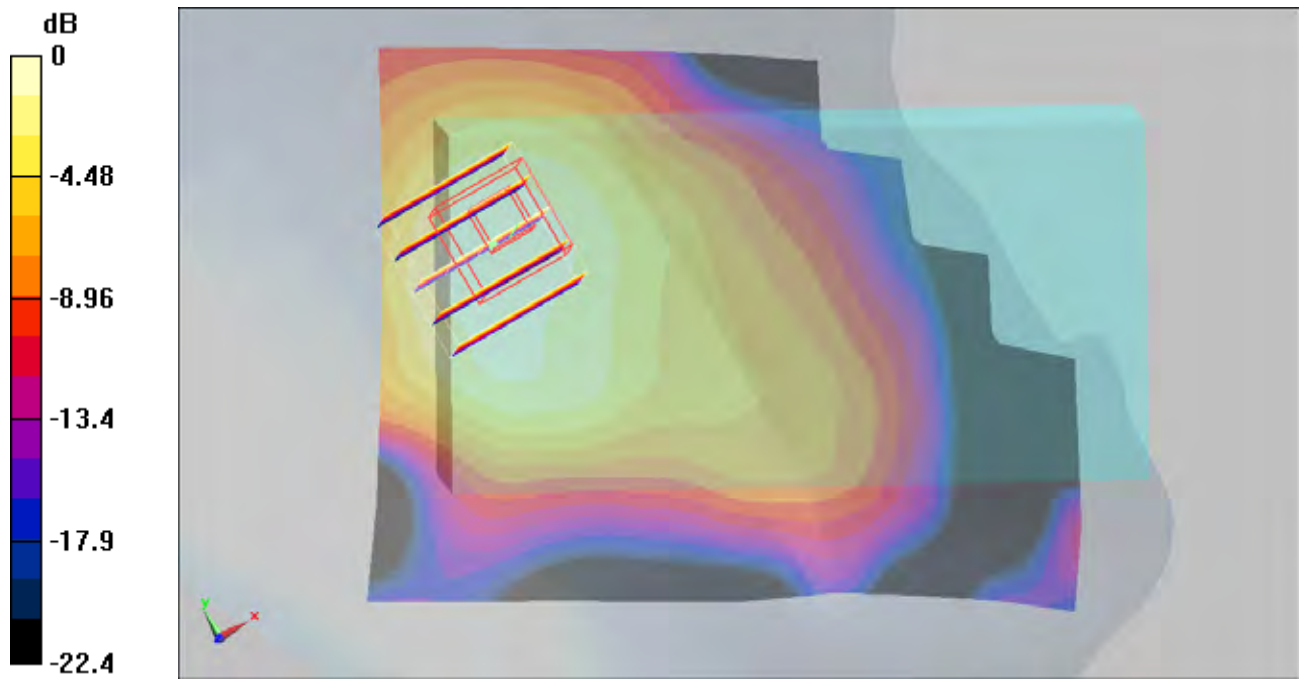
**Ch6/Zoom Scan (5x5x7)/Cube 0:** Measurement grid: dx=8mm, dy=8mm, dz=5mm

Reference Value = 7.25 V/m; Power Drift = -0.087 dB

Peak SAR (extrapolated) = 0.216 W/kg

**SAR(1 g) = 0.099 mW/g; SAR(10 g) = 0.051 mW/g**

Maximum value of SAR (measured) = 0.103 mW/g



0 dB = 0.103mW/g

**#19 802.11g\_Left Tilted\_Ch6\_Battery 1\_Scanner 2\_Keypad 2**

**DUT: 000411**

Communication System: 802.11g; Frequency: 2437 MHz; Duty Cycle: 1:1

Medium: HSL\_2450\_101026 Medium parameters used:  $f = 2437$  MHz;  $\sigma = 1.81$  mho/m;  $\epsilon_r = 38.7$ ;  $\rho = 1000$

kg/m<sup>3</sup>

Ambient Temperature : 22.6 ; Liquid Temperature : 21.5

DASY5 Configuration:

- Probe: ET3DV6 - SN1788; ConvF(4.35, 4.35, 4.35); Calibrated: 2010/9/21

- Sensor-Surface: 4mm (Mechanical Surface Detection)

- Electronics: DAE4 Sn905; Calibrated: 2010/6/22

- Phantom: SAM - Front; Type: SAM; Serial: TP-1446

- Measurement SW: DASY5, V5.0 Build 125; SEMCAD X Version 13.4 Build 125

**Ch6/Area Scan (61x91x1):** Measurement grid: dx=20mm, dy=20mm

Maximum value of SAR (interpolated) = 0.140 mW/g

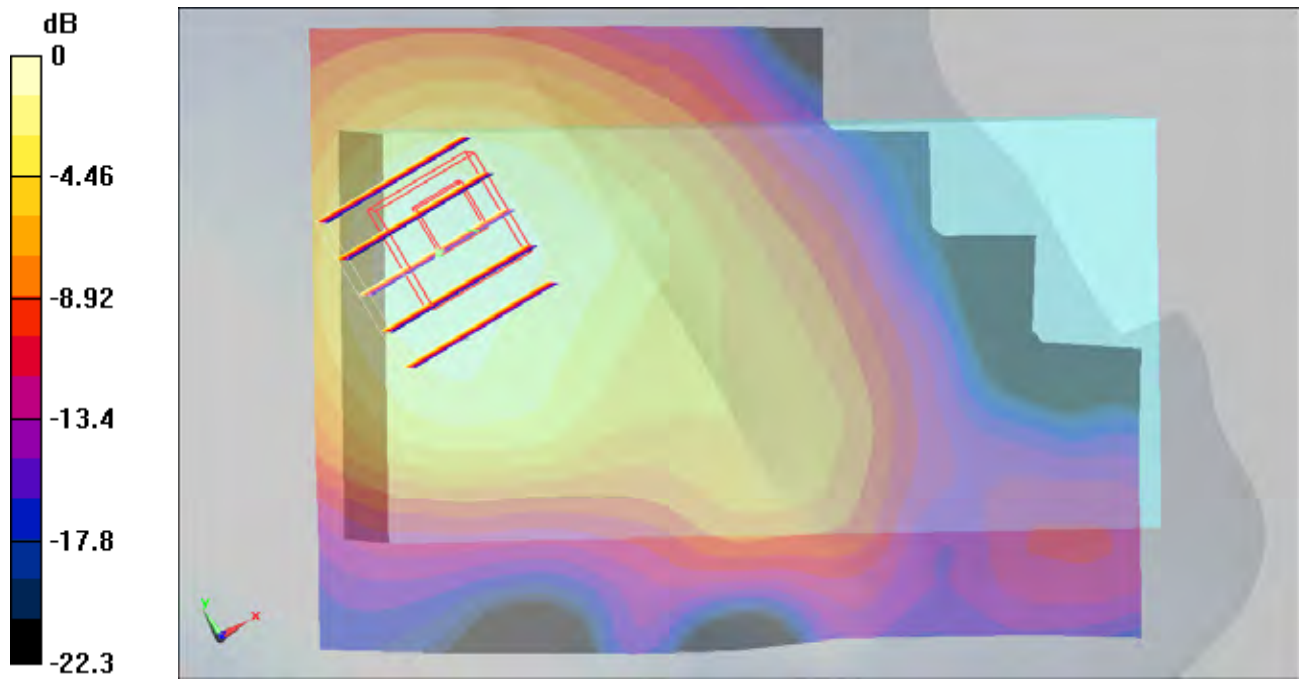
**Ch6/Zoom Scan (5x5x7)/Cube 0:** Measurement grid: dx=8mm, dy=8mm, dz=5mm

Reference Value = 8.01 V/m; Power Drift = -0.065 dB

Peak SAR (extrapolated) = 0.283 W/kg

**SAR(1 g) = 0.129 mW/g; SAR(10 g) = 0.067 mW/g**

Maximum value of SAR (measured) = 0.132 mW/g



0 dB = 0.132mW/g

#19 802.11g\_Left Tilted\_Ch6\_Battery 1\_Scanner 2\_Keypad 2\_2D

DUT: 000411

Communication System: 802.11g; Frequency: 2437 MHz; Duty Cycle: 1:1

Medium: HSL\_2450\_101026 Medium parameters used:  $f = 2437$  MHz;  $\sigma = 1.81$  mho/m;  $\epsilon_r = 38.7$ ;  $\rho = 1000$

kg/m<sup>3</sup>

Ambient Temperature : 22.6 ; Liquid Temperature : 21.5

DASY5 Configuration:

- Probe: ET3DV6 - SN1788; ConvF(4.35, 4.35, 4.35); Calibrated: 2010/9/21
- Sensor-Surface: 4mm (Mechanical Surface Detection)
- Electronics: DAE4 Sn905; Calibrated: 2010/6/22
- Phantom: SAM - Front; Type: SAM; Serial: TP-1446
- Measurement SW: DASY5, V5.0 Build 125; SEMCAD X Version 13.4 Build 125

**Ch6/Area Scan (61x91x1):** Measurement grid: dx=20mm, dy=20mm

Maximum value of SAR (interpolated) = 0.140 mW/g

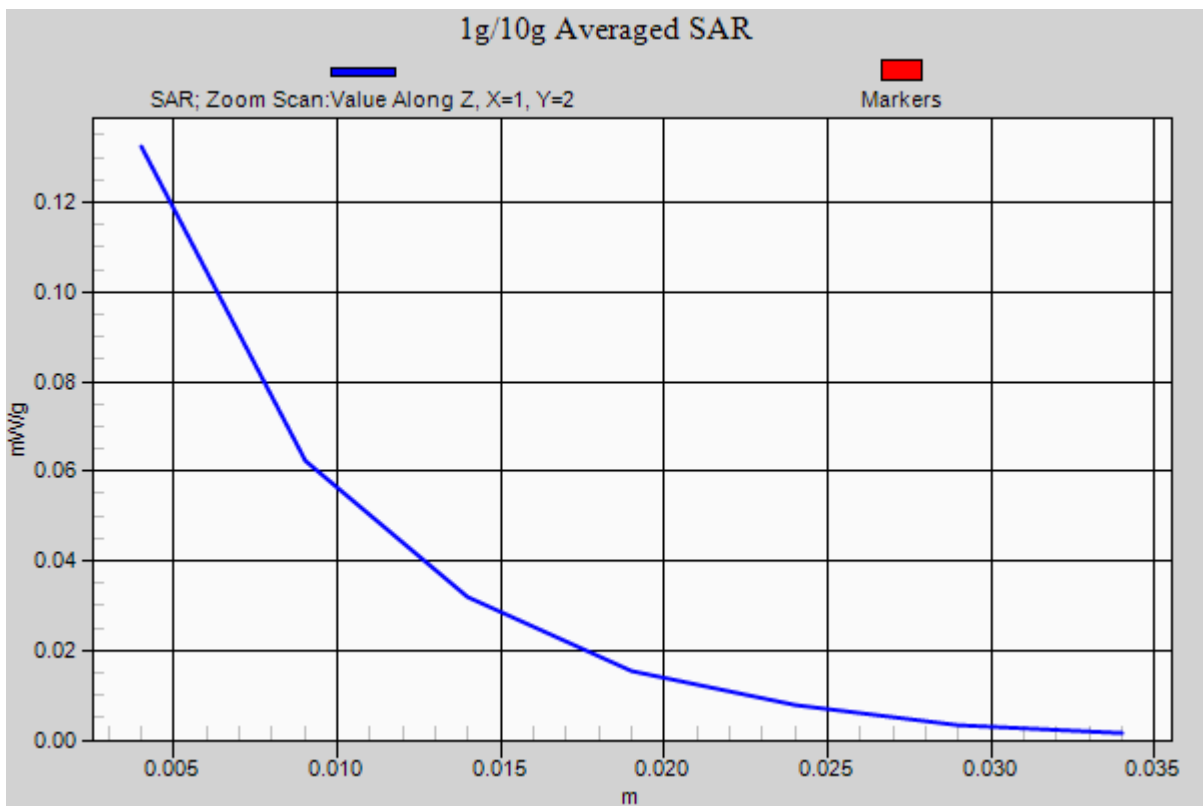
**Ch6/Zoom Scan (5x5x7)/Cube 0:** Measurement grid: dx=8mm, dy=8mm, dz=5mm

Reference Value = 8.01 V/m; Power Drift = -0.065 dB

Peak SAR (extrapolated) = 0.283 W/kg

**SAR(1 g) = 0.129 mW/g; SAR(10 g) = 0.067 mW/g**

Maximum value of SAR (measured) = 0.132 mW/g



## #20 802.11g\_Left Tilted\_Ch6\_Battery 1\_Scanner 2\_Keypad 3

**DUT: 000411**

Communication System: 802.11g; Frequency: 2437 MHz; Duty Cycle: 1:1

Medium: HSL\_2450\_101026 Medium parameters used:  $f = 2437$  MHz;  $\sigma = 1.81$  mho/m;  $\epsilon_r = 38.7$ ;  $\rho = 1000$

kg/m<sup>3</sup>

Ambient Temperature : 22.6 ; Liquid Temperature : 21.5

DASY5 Configuration:

- Probe: ET3DV6 - SN1788; ConvF(4.35, 4.35, 4.35); Calibrated: 2010/9/21
- Sensor-Surface: 4mm (Mechanical Surface Detection)
- Electronics: DAE4 Sn905; Calibrated: 2010/6/22
- Phantom: SAM - Front; Type: SAM; Serial: TP-1446
- Measurement SW: DASY5, V5.0 Build 125; SEMCAD X Version 13.4 Build 125

**Ch6/Area Scan (61x91x1):** Measurement grid: dx=20mm, dy=20mm

Maximum value of SAR (interpolated) = 0.120 mW/g

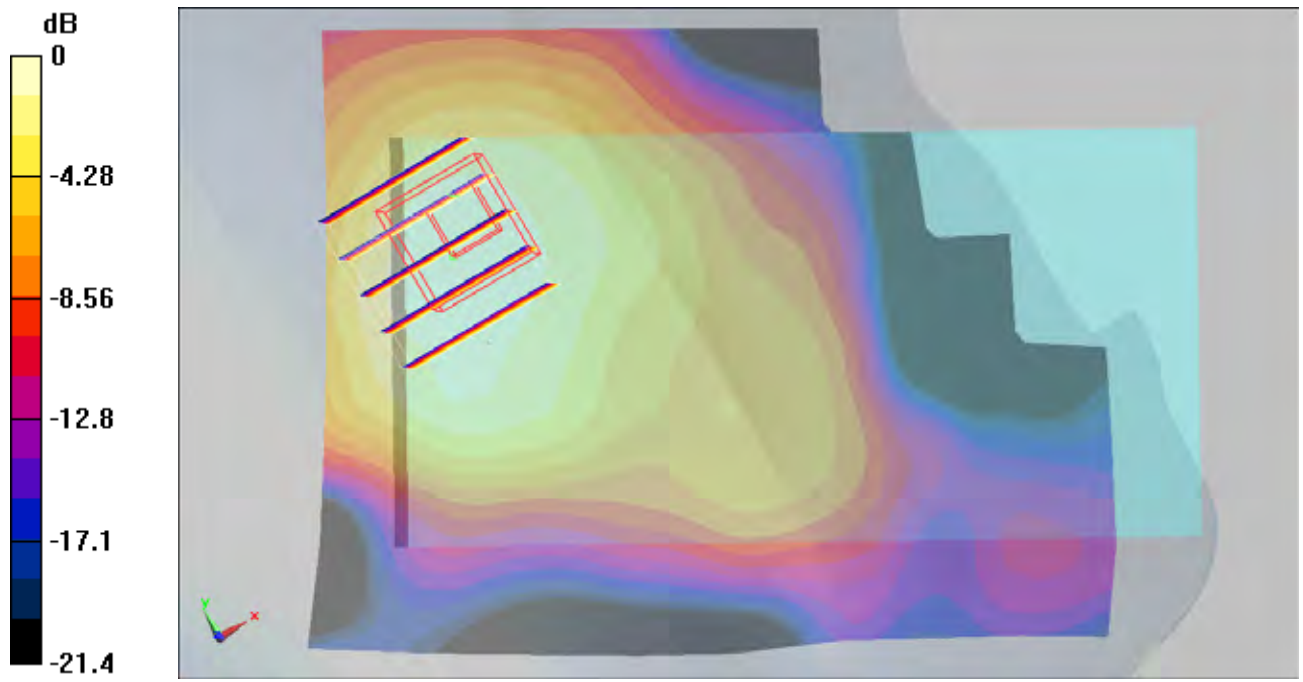
**Ch6/Zoom Scan (5x5x7)/Cube 0:** Measurement grid: dx=8mm, dy=8mm, dz=5mm

Reference Value = 7.64 V/m; Power Drift = -0.098 dB

Peak SAR (extrapolated) = 0.242 W/kg

**SAR(1 g) = 0.111 mW/g; SAR(10 g) = 0.058 mW/g**

Maximum value of SAR (measured) = 0.115 mW/g



0 dB = 0.115mW/g

**#21 802.11g\_Left Tilted\_Ch6\_Battery 2\_Scanner 1\_Keypad 1**

**DUT: 000411**

Communication System: 802.11g; Frequency: 2437 MHz; Duty Cycle: 1:1

Medium: HSL\_2450\_101026 Medium parameters used:  $f = 2437$  MHz;  $\sigma = 1.81$  mho/m;  $\epsilon_r = 38.7$ ;  $\rho = 1000$

kg/m<sup>3</sup>

Ambient Temperature : 22.6 ; Liquid Temperature : 21.5

DASY5 Configuration:

- Probe: ET3DV6 - SN1788; ConvF(4.35, 4.35, 4.35); Calibrated: 2010/9/21

- Sensor-Surface: 4mm (Mechanical Surface Detection)

- Electronics: DAE4 Sn905; Calibrated: 2010/6/22

- Phantom: SAM - Front; Type: SAM; Serial: TP-1446

- Measurement SW: DASY5, V5.0 Build 125; SEMCAD X Version 13.4 Build 125

**Ch6/Area Scan (61x91x1):** Measurement grid: dx=20mm, dy=20mm

Maximum value of SAR (interpolated) = 0.070 mW/g

**Ch6/Zoom Scan (5x5x7)/Cube 0:** Measurement grid: dx=8mm, dy=8mm, dz=5mm

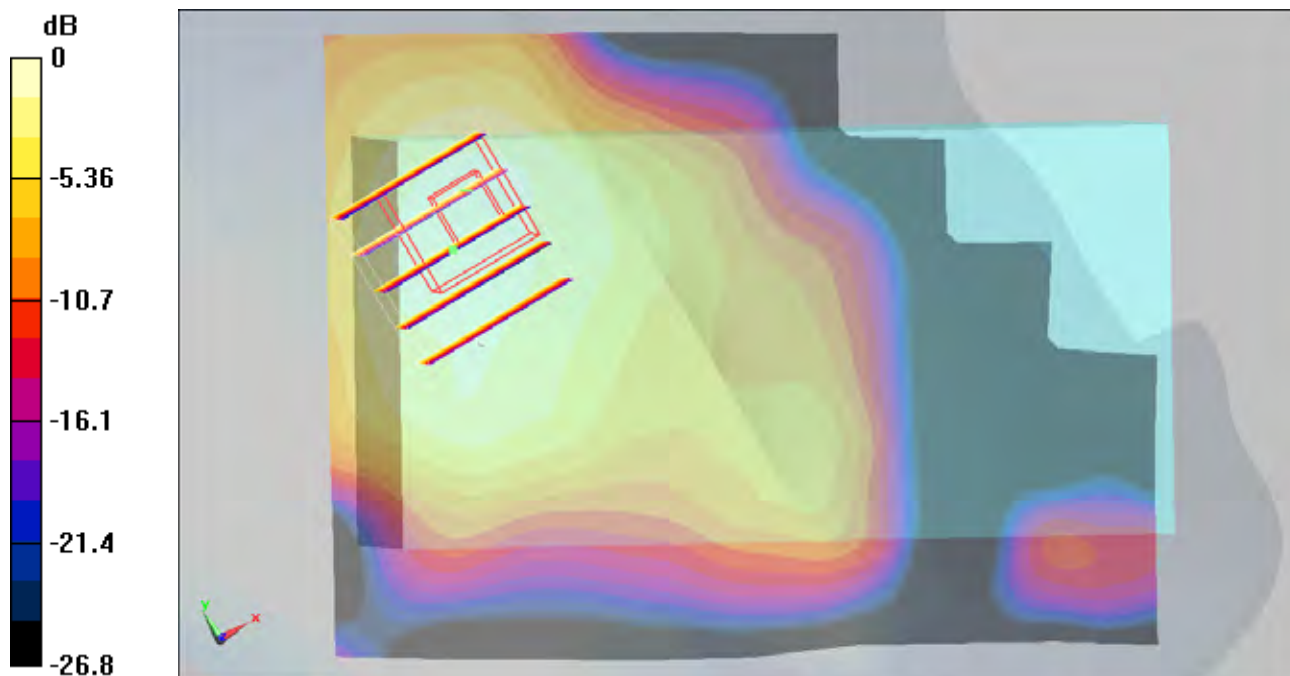
Reference Value = 5.58 V/m; Power Drift = -0.197 dB

Peak SAR (extrapolated) = 0.157 W/kg

**SAR(1 g) = 0.072 mW/g; SAR(10 g) = 0.036 mW/g**

Maximum value of SAR (measured) = 0.075 mW/g





0 dB = 0.075mW/g

## #22 802.11g\_Left Tilted\_Ch6\_Battery 2\_Scanner 1\_Keypad 2

**DUT: 000411**

Communication System: 802.11g; Frequency: 2437 MHz; Duty Cycle: 1:1

Medium: HSL\_2450\_101026 Medium parameters used:  $f = 2437$  MHz;  $\sigma = 1.81$  mho/m;  $\epsilon_r = 38.7$ ;  $\rho = 1000$

kg/m<sup>3</sup>

Ambient Temperature : 22.6 ; Liquid Temperature : 21.5

DASY5 Configuration:

- Probe: ET3DV6 - SN1788; ConvF(4.35, 4.35, 4.35); Calibrated: 2010/9/21
- Sensor-Surface: 4mm (Mechanical Surface Detection)
- Electronics: DAE4 Sn905; Calibrated: 2010/6/22
- Phantom: SAM - Front; Type: SAM; Serial: TP-1446
- Measurement SW: DASY5, V5.0 Build 125; SEMCAD X Version 13.4 Build 125

**Ch6/Area Scan (61x91x1):** Measurement grid: dx=20mm, dy=20mm

Maximum value of SAR (interpolated) = 0.112 mW/g

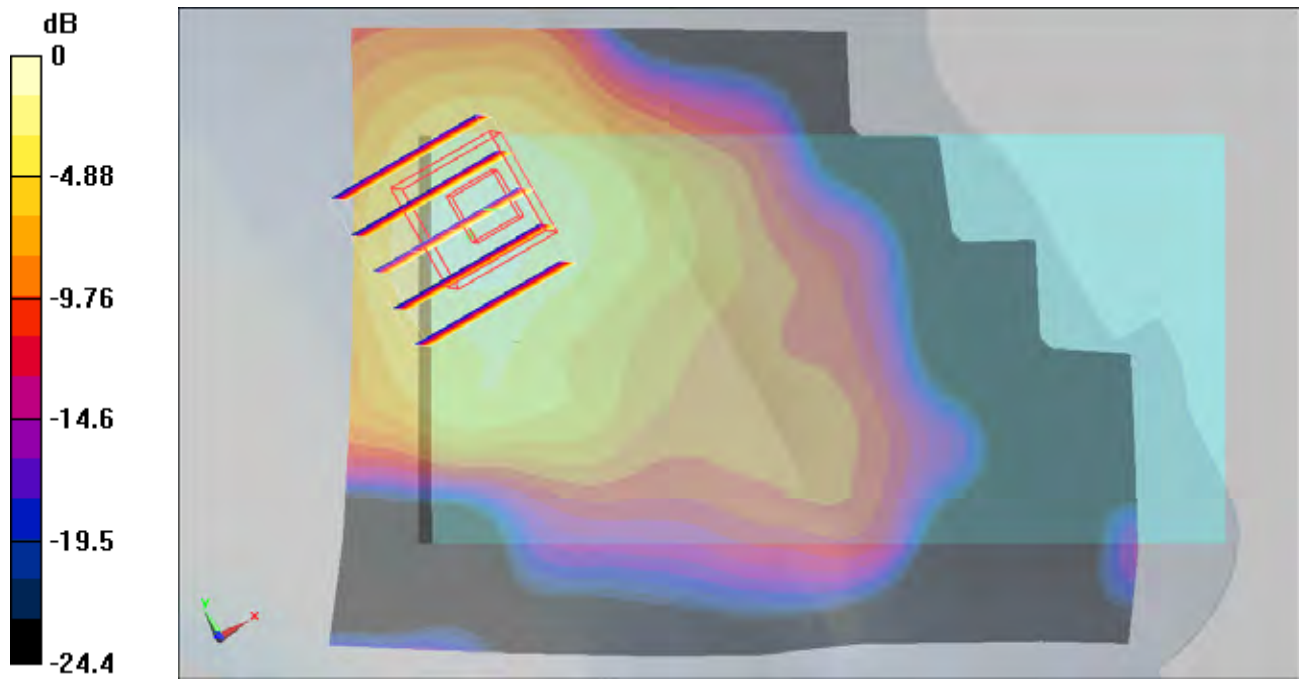
**Ch6/Zoom Scan (5x5x7)/Cube 0:** Measurement grid: dx=8mm, dy=8mm, dz=5mm

Reference Value = 5.63 V/m; Power Drift = -0.081 dB

Peak SAR (extrapolated) = 0.253 W/kg

**SAR(1 g) = 0.113 mW/g; SAR(10 g) = 0.055 mW/g**

Maximum value of SAR (measured) = 0.123 mW/g



0 dB = 0.123mW/g

### #23 802.11g\_Left Tilted\_Ch6\_Battery 2\_Scanner 1\_Keypad 3

**DUT: 000411**

Communication System: 802.11g; Frequency: 2437 MHz; Duty Cycle: 1:1

Medium: HSL\_2450\_101026 Medium parameters used:  $f = 2437$  MHz;  $\sigma = 1.81$  mho/m;  $\epsilon_r = 38.7$ ;  $\rho = 1000$

kg/m<sup>3</sup>

Ambient Temperature : 22.6 ; Liquid Temperature : 21.5

DASY5 Configuration:

- Probe: ET3DV6 - SN1788; ConvF(4.35, 4.35, 4.35); Calibrated: 2010/9/21
- Sensor-Surface: 4mm (Mechanical Surface Detection)
- Electronics: DAE4 Sn905; Calibrated: 2010/6/22
- Phantom: SAM - Front; Type: SAM; Serial: TP-1446
- Measurement SW: DASY5, V5.0 Build 125; SEMCAD X Version 13.4 Build 125

**Ch6/Area Scan (61x91x1):** Measurement grid: dx=20mm, dy=20mm

Maximum value of SAR (interpolated) = 0.065 mW/g

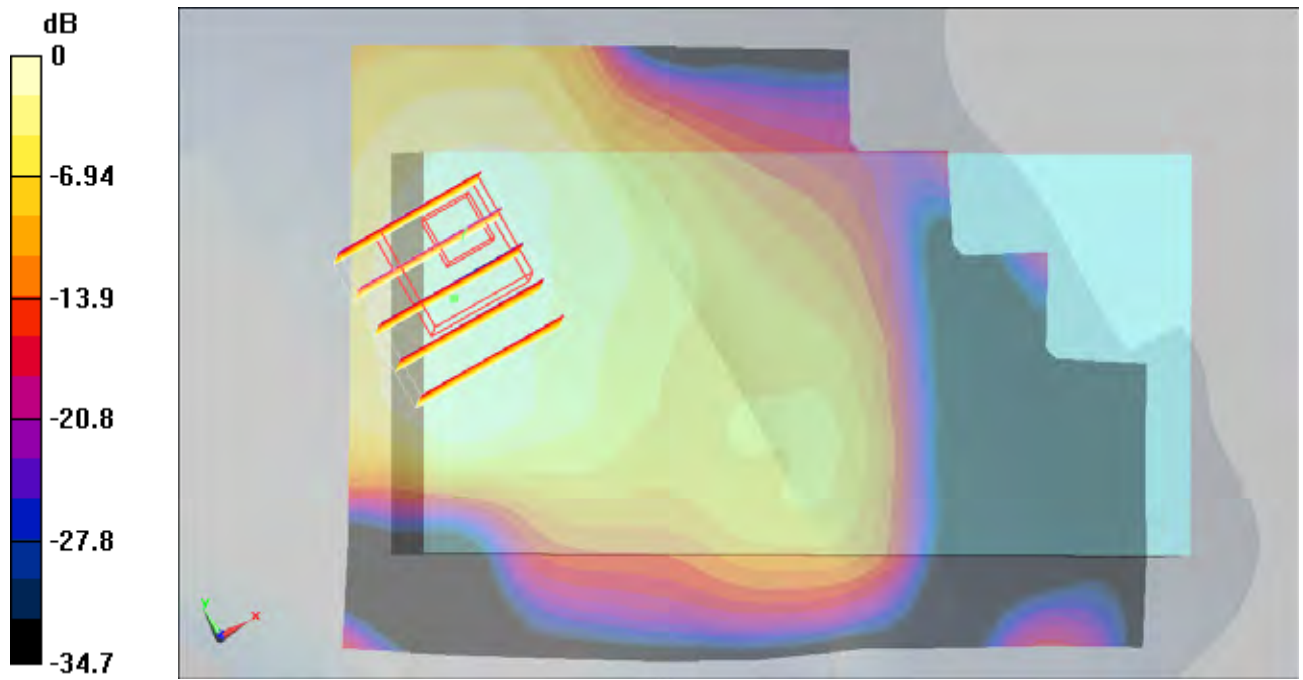
**Ch6/Zoom Scan (5x5x7)/Cube 0:** Measurement grid: dx=8mm, dy=8mm, dz=5mm

Reference Value = 5.3 V/m; Power Drift = -0.075 dB

Peak SAR (extrapolated) = 0.129 W/kg

**SAR(1 g) = 0.059 mW/g; SAR(10 g) = 0.030 mW/g**

Maximum value of SAR (measured) = 0.063 mW/g



0 dB = 0.063mW/g

**#24 802.11g\_Left Tilted\_Ch6\_Battery 2\_Scanner 2\_Keypad 1**

**DUT: 000411**

Communication System: 802.11g; Frequency: 2437 MHz; Duty Cycle: 1:1

Medium: HSL\_2450\_101026 Medium parameters used:  $f = 2437$  MHz;  $\sigma = 1.81$  mho/m;  $\epsilon_r = 38.7$ ;  $\rho = 1000$

kg/m<sup>3</sup>

Ambient Temperature : 22.7 ; Liquid Temperature : 21.5

DASY5 Configuration:

- Probe: ET3DV6 - SN1788; ConvF(4.35, 4.35, 4.35); Calibrated: 2010/9/21
- Sensor-Surface: 4mm (Mechanical Surface Detection)
- Electronics: DAE4 Sn905; Calibrated: 2010/6/22
- Phantom: SAM - Front; Type: SAM; Serial: TP-1446
- Measurement SW: DASY5, V5.0 Build 125; SEMCAD X Version 13.4 Build 125

**Ch6/Area Scan (61x91x1):** Measurement grid: dx=20mm, dy=20mm

Maximum value of SAR (interpolated) = 0.109 mW/g

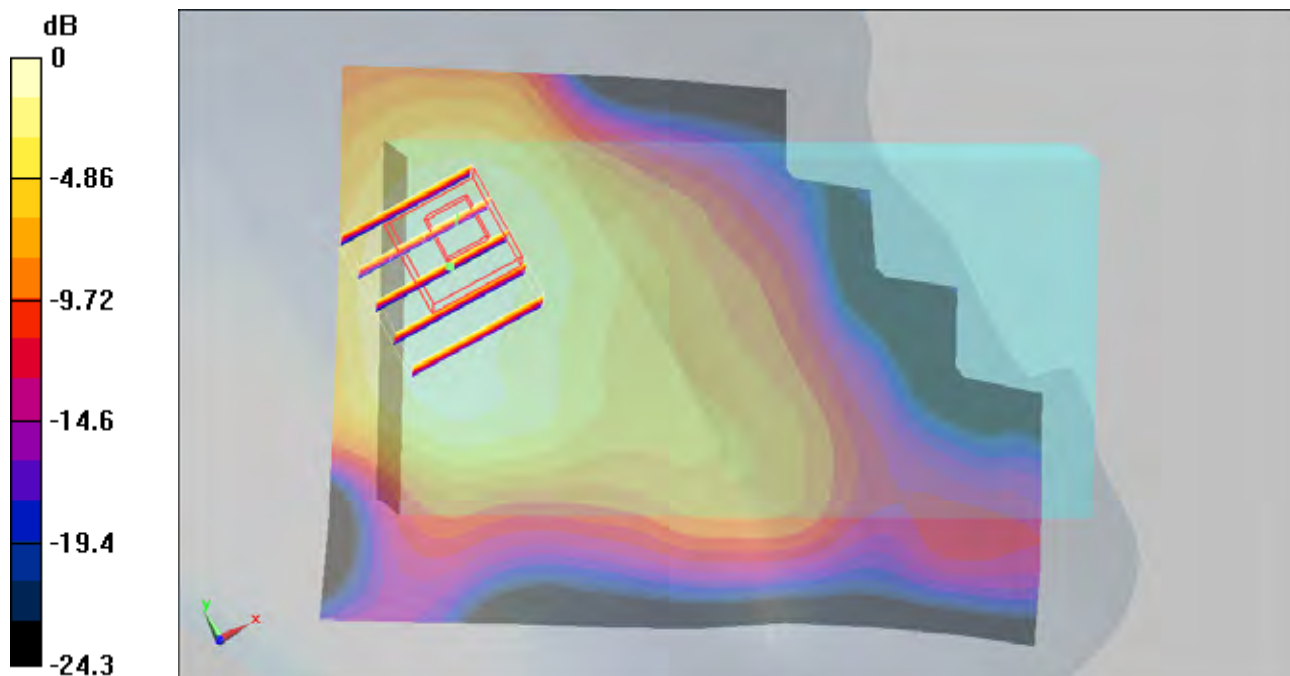
**Ch6/Zoom Scan (5x5x7)/Cube 0:** Measurement grid: dx=8mm, dy=8mm, dz=5mm

Reference Value = 7.25 V/m; Power Drift = -0.148 dB

Peak SAR (extrapolated) = 0.220 W/kg

**SAR(1 g) = 0.100 mW/g; SAR(10 g) = 0.051 mW/g**

Maximum value of SAR (measured) = 0.106 mW/g



0 dB = 0.106mW/g

## #25 802.11g\_Left Tilted\_Ch6\_Battery 2\_Scanner 2\_Keypad 2

**DUT: 000411**

Communication System: 802.11g; Frequency: 2437 MHz; Duty Cycle: 1:1

Medium: HSL\_2450\_101026 Medium parameters used:  $f = 2437$  MHz;  $\sigma = 1.81$  mho/m;  $\epsilon_r = 38.7$ ;  $\rho = 1000$

kg/m<sup>3</sup>

Ambient Temperature : 22.5 ; Liquid Temperature : 21.5

DASY5 Configuration:

- Probe: ET3DV6 - SN1788; ConvF(4.35, 4.35, 4.35); Calibrated: 2010/9/21
- Sensor-Surface: 4mm (Mechanical Surface Detection)
- Electronics: DAE4 Sn905; Calibrated: 2010/6/22
- Phantom: SAM - Front; Type: SAM; Serial: TP-1446
- Measurement SW: DASY5, V5.0 Build 125; SEMCAD X Version 13.4 Build 125

**Ch6/Area Scan (61x91x1):** Measurement grid: dx=20mm, dy=20mm

Maximum value of SAR (interpolated) = 0.132 mW/g

**Ch6/Zoom Scan (5x5x7)/Cube 0:** Measurement grid: dx=8mm, dy=8mm, dz=5mm

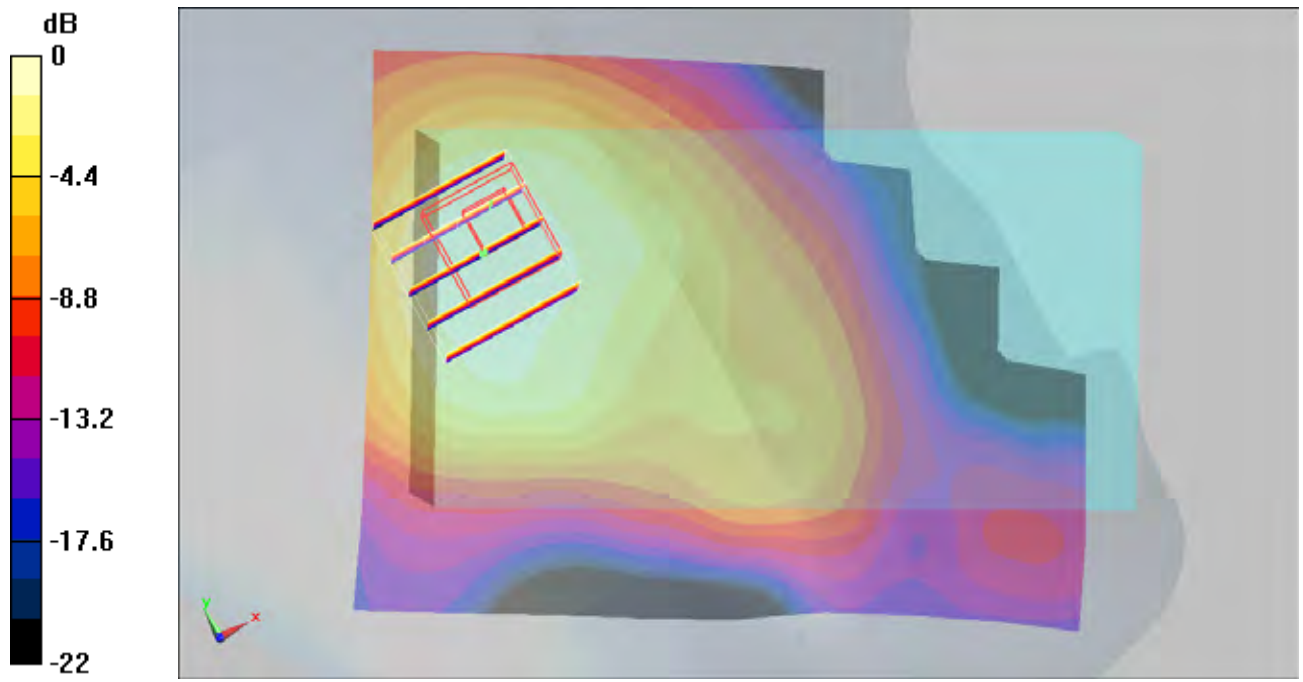
Reference Value = 8.1 V/m; Power Drift = -0.121 dB

Peak SAR (extrapolated) = 0.261 W/kg

**SAR(1 g) = 0.120 mW/g; SAR(10 g) = 0.062 mW/g**

Maximum value of SAR (measured) = 0.124 mW/g





0 dB = 0.124mW/g

**#26 802.11g\_Left Tilted\_Ch6\_Battery 2\_Scanner 2\_Keypad 3**

**DUT: 000411**

Communication System: 802.11g; Frequency: 2437 MHz; Duty Cycle: 1:1

Medium: HSL\_2450\_101026 Medium parameters used:  $f = 2437$  MHz;  $\sigma = 1.81$  mho/m;  $\epsilon_r = 38.7$ ;  $\rho = 1000$

kg/m<sup>3</sup>

Ambient Temperature : 22.4 ; Liquid Temperature : 21.5

DASY5 Configuration:

- Probe: ET3DV6 - SN1788; ConvF(4.35, 4.35, 4.35); Calibrated: 2010/9/21

- Sensor-Surface: 4mm (Mechanical Surface Detection)

- Electronics: DAE4 Sn905; Calibrated: 2010/6/22

- Phantom: SAM - Front; Type: SAM; Serial: TP-1446

- Measurement SW: DASY5, V5.0 Build 125; SEMCAD X Version 13.4 Build 125

**Ch6/Area Scan (61x91x1):** Measurement grid: dx=20mm, dy=20mm

Maximum value of SAR (interpolated) = 0.114 mW/g

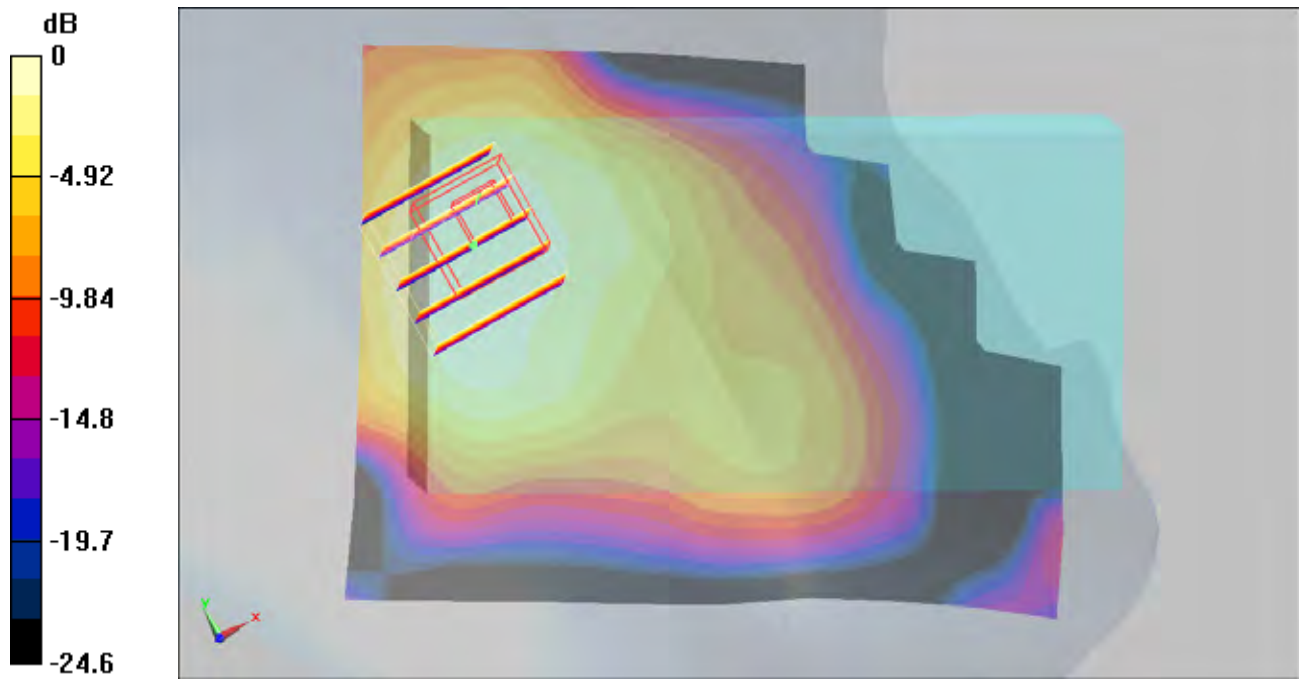
**Ch6/Zoom Scan (5x5x7)/Cube 0:** Measurement grid: dx=8mm, dy=8mm, dz=5mm

Reference Value = 7.48 V/m; Power Drift = -0.063 dB

Peak SAR (extrapolated) = 0.234 W/kg

**SAR(1 g) = 0.106 mW/g; SAR(10 g) = 0.055 mW/g**

Maximum value of SAR (measured) = 0.110 mW/g



0 dB = 0.110mW/g

## #27 802.11g\_Right Cheek\_Ch6\_Battery 1\_Scanner 2\_Keypad 2

**DUT: 000411**

Communication System: 802.11g; Frequency: 2437 MHz; Duty Cycle: 1:1

Medium: HSL\_2450\_101026 Medium parameters used:  $f = 2437$  MHz;  $\sigma = 1.81$  mho/m;  $\epsilon_r = 38.7$ ;  $\rho = 1000$

kg/m<sup>3</sup>

Ambient Temperature : 22.6 ; Liquid Temperature : 21.5

DASY5 Configuration:

- Probe: ET3DV6 - SN1788; ConvF(4.35, 4.35, 4.35); Calibrated: 2010/9/21
- Sensor-Surface: 4mm (Mechanical Surface Detection)
- Electronics: DAE4 Sn905; Calibrated: 2010/6/22
- Phantom: SAM - Front; Type: SAM; Serial: TP-1446
- Measurement SW: DASY5, V5.0 Build 125; SEMCAD X Version 13.4 Build 125

**Ch6/Area Scan (61x91x1):** Measurement grid: dx=20mm, dy=20mm

Maximum value of SAR (interpolated) = 0.049 mW/g

**Ch6/Zoom Scan (5x5x7)/Cube 0:** Measurement grid: dx=8mm, dy=8mm, dz=5mm

Reference Value = 5.36 V/m; Power Drift = 0.054 dB

Peak SAR (extrapolated) = 0.101 W/kg

**SAR(1 g) = 0.049 mW/g; SAR(10 g) = 0.025 mW/g**

Maximum value of SAR (measured) = 0.054 mW/g


**Ch6/Zoom Scan (5x5x7)/Cube 1:** Measurement grid: dx=8mm, dy=8mm, dz=5mm

Reference Value = 5.36 V/m; Power Drift = 0.054 dB

Peak SAR (extrapolated) = 0.090 W/kg

**SAR(1 g) = 0.047 mW/g; SAR(10 g) = 0.026 mW/g**

Maximum value of SAR (measured) = 0.050 mW/g



0 dB = 0.050mW/g

**#28 802.11g\_Right Tilted\_Ch6\_Battery 1\_Scanner 2\_Keypad 2**

**DUT: 000411**

Communication System: 802.11g; Frequency: 2437 MHz; Duty Cycle: 1:1

Medium: HSL\_2450\_101026 Medium parameters used:  $f = 2437$  MHz;  $\sigma = 1.81$  mho/m;  $\epsilon_r = 38.7$ ;  $\rho = 1000$

kg/m<sup>3</sup>

Ambient Temperature : 22.6 ; Liquid Temperature : 21.5

DASY5 Configuration:

- Probe: ET3DV6 - SN1788; ConvF(4.35, 4.35, 4.35); Calibrated: 2010/9/21

- Sensor-Surface: 4mm (Mechanical Surface Detection)

- Electronics: DAE4 Sn905; Calibrated: 2010/6/22

- Phantom: SAM - Front; Type: SAM; Serial: TP-1446

- Measurement SW: DASY5, V5.0 Build 125; SEMCAD X Version 13.4 Build 125

**Ch6/Area Scan (61x91x1):** Measurement grid: dx=20mm, dy=20mm

Maximum value of SAR (interpolated) = 0.079 mW/g

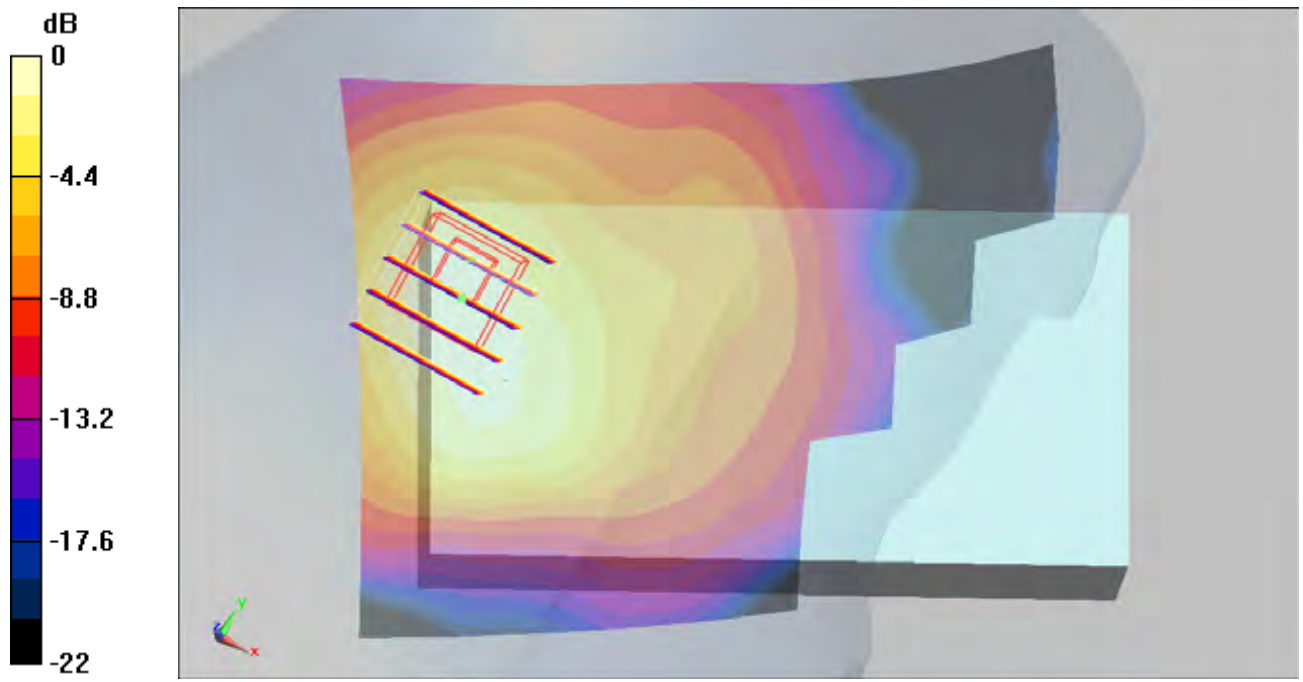
**Ch6/Zoom Scan (5x5x7)/Cube 0:** Measurement grid: dx=8mm, dy=8mm, dz=5mm

Reference Value = 6.22 V/m; Power Drift = -0.011 dB

Peak SAR (extrapolated) = 0.152 W/kg

**SAR(1 g) = 0.072 mW/g; SAR(10 g) = 0.037 mW/g**

Maximum value of SAR (measured) = 0.078 mW/g



0 dB = 0.078mW/g

**#29 802.11g\_Left Cheek\_Ch6\_Battery 1\_Scanner 2\_Keypad 2**

**DUT: 000411**

Communication System: 802.11g; Frequency: 2437 MHz; Duty Cycle: 1:1

Medium: HSL\_2450\_101026 Medium parameters used:  $f = 2437$  MHz;  $\sigma = 1.81$  mho/m;  $\epsilon_r = 38.7$ ;  $\rho = 1000$

kg/m<sup>3</sup>

Ambient Temperature : 22.6 ; Liquid Temperature : 21.5

DASY5 Configuration:

- Probe: ET3DV6 - SN1788; ConvF(4.35, 4.35, 4.35); Calibrated: 2010/9/21

- Sensor-Surface: 4mm (Mechanical Surface Detection)

- Electronics: DAE4 Sn905; Calibrated: 2010/6/22

- Phantom: SAM - Front; Type: SAM; Serial: TP-1446

- Measurement SW: DASY5, V5.0 Build 125; SEMCAD X Version 13.4 Build 125

**Ch6/Area Scan (61x91x1):** Measurement grid: dx=20mm, dy=20mm

Maximum value of SAR (interpolated) = 0.090 mW/g

**Ch6/Zoom Scan (5x5x7)/Cube 0:** Measurement grid: dx=8mm, dy=8mm, dz=5mm

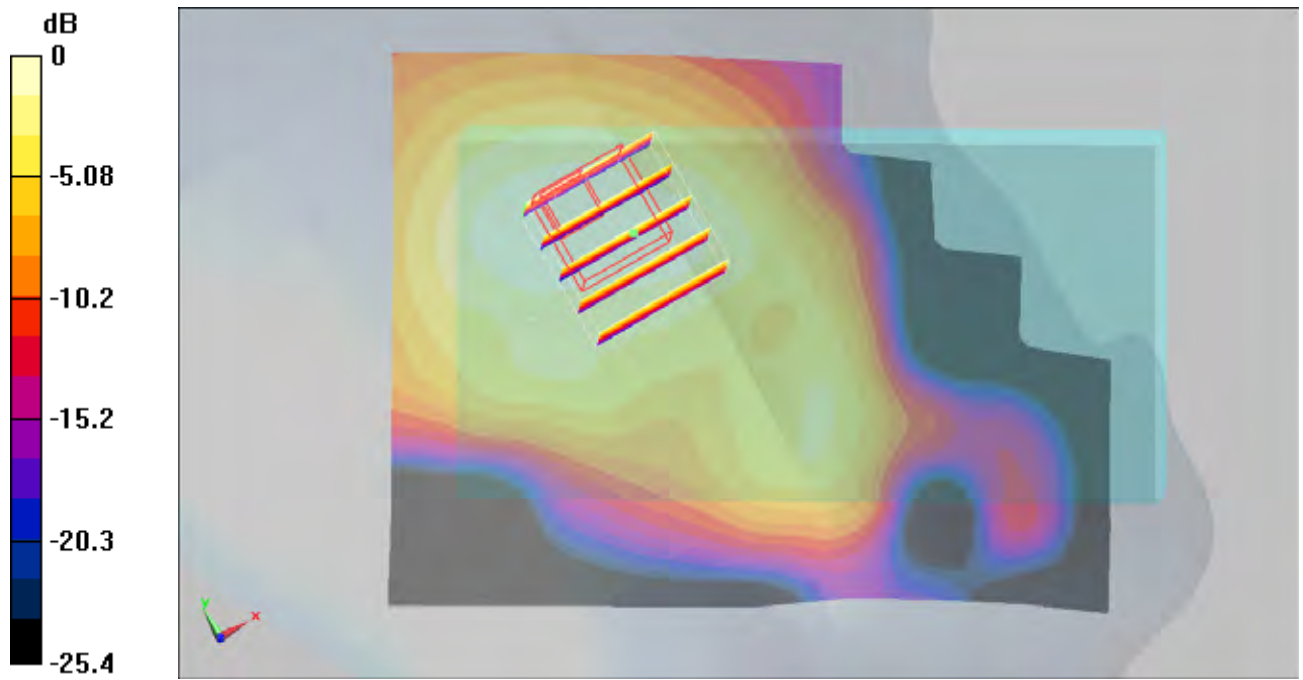
Reference Value = 5.36 V/m; Power Drift = -0.00664 dB

Peak SAR (extrapolated) = 0.195 W/kg

**SAR(1 g) = 0.092 mW/g; SAR(10 g) = 0.048 mW/g**

Maximum value of SAR (measured) = 0.096 mW/g





0 dB = 0.096mW/g

**#90 802.11a\_Left Tilted\_Ch44\_Battery 1\_Scanner 1\_Keypad 1**

**DUT: 0O0411**

Communication System: 802.11a; Frequency: 5220 MHz; Duty Cycle: 1:1

Medium: HSL\_5000\_101110 Medium parameters used:  $f = 5220$  MHz;  $\sigma = 4.83$  mho/m;  $\epsilon_r = 35.4$ ;  $\rho = 1000$  kg/m<sup>3</sup>

Ambient Temperature : 22.5 °C ; Liquid Temperature : 21.4 °C

DASY4 Configuration:

- Probe: EX3DV4 - SN3731; ConvF(4.83, 4.83, 4.83); Calibrated: 2010/9/20
- Sensor-Surface: 2mm (Mechanical Surface Detection)
- Electronics: DAE4 Sn778; Calibrated: 2010/10/22
- Phantom: SAM-Right; Type: QD 000 P40 C; Serial: TP-1383
- Measurement SW: DASY4, V4.7 Build 80; Postprocessing SW: SEMCAD, V1.8 Build 186

**Ch44/Area Scan (121x201x1):** Measurement grid: dx=10mm, dy=10mm

Maximum value of SAR (interpolated) = 0.164 mW/g


**Ch44/Zoom Scan (8x8x10)/Cube 0:** Measurement grid: dx=4mm, dy=4mm, dz=2.5mm

Reference Value = 2.19 V/m; Power Drift = -0.180 dB

Peak SAR (extrapolated) = 0.214 W/kg

**SAR(1 g) = 0.063 mW/g; SAR(10 g) = 0.021 mW/g**

Maximum value of SAR (measured) = 0.125 mW/g



**#91 802.11a\_Left Tilted\_Ch44\_Battery 1\_Scanner 1\_Keypad 2**

**DUT: 000411**

Communication System: 802.11a; Frequency: 5220 MHz;Duty Cycle: 1:1

Medium: HSL\_5000\_101110 Medium parameters used:  $f = 5220$  MHz;  $\sigma = 4.83$  mho/m;  $\epsilon_r = 35.4$ ;  $\rho = 1000$  kg/m<sup>3</sup>

Ambient Temperature : 22.5 °C ; Liquid Temperature : 21.4 °C

DASY4 Configuration:

- Probe: EX3DV4 - SN3731; ConvF(4.83, 4.83, 4.83); Calibrated: 2010/9/20
- Sensor-Surface: 2mm (Mechanical Surface Detection)
- Electronics: DAE4 Sn778; Calibrated: 2010/10/22
- Phantom: SAM-Right; Type: QD 000 P40 C; Serial: TP-1383
- Measurement SW: DASY4, V4.7 Build 80; Postprocessing SW: SEMCAD, V1.8 Build 186

**Ch44/Area Scan (121x201x1):** Measurement grid: dx=10mm, dy=10mm

Maximum value of SAR (interpolated) = 0.256 mW/g

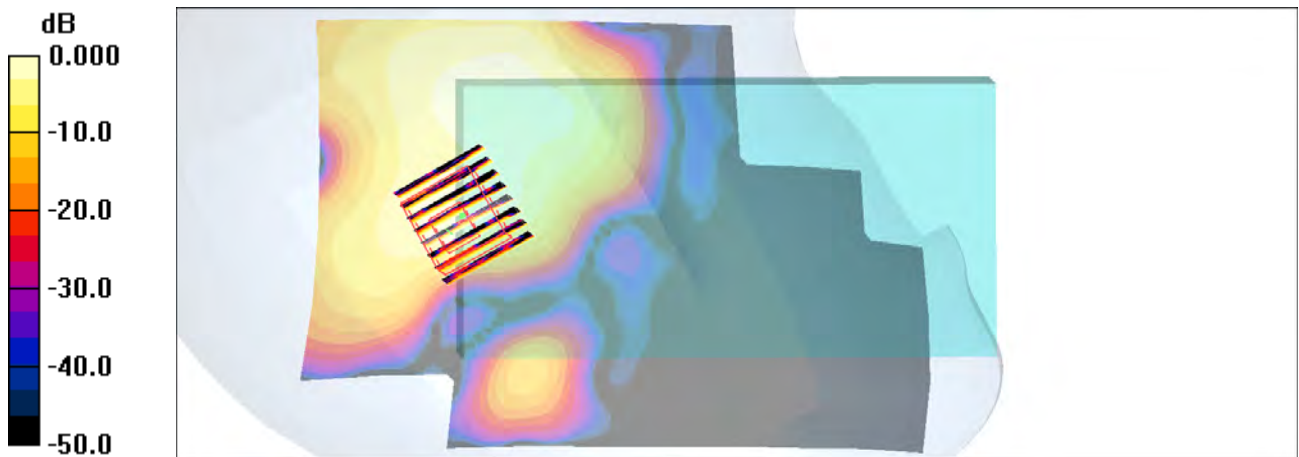
**Ch44/Zoom Scan (8x8x10)/Cube 0:** Measurement grid: dx=4mm, dy=4mm, dz=2.5mm

Reference Value = 2.92 V/m; Power Drift = -0.123 dB

Peak SAR (extrapolated) = 0.303 W/kg

**SAR(1 g) = 0.099 mW/g; SAR(10 g) = 0.033 mW/g**

Maximum value of SAR (measured) = 0.183 mW/g



0 dB = 0.183mW/g

### #92 802.11a\_Left Tilted\_Ch44\_Battery 1\_Scanner 1\_Keypad 3

**DUT: 000411**

Communication System: 802.11a; Frequency: 5220 MHz; Duty Cycle: 1:1

Medium: HSL\_5000\_101110 Medium parameters used :  $f = 5220 \text{ MHz}$ ;  $\sigma = 4.83 \text{ mho/m}$ ;  $\epsilon_r = 35.4$ ;  $\rho = 1000 \text{ kg/m}^3$

Ambient Temperature : 22.6 °C ; Liquid Temperature : 21.4 °C

DASY4 Configuration:

- Probe: EX3DV4 - SN3731; ConvF(4.83, 4.83, 4.83); Calibrated: 2010/9/20
- Sensor-Surface: 2mm (Mechanical Surface Detection)
- Electronics: DAE4 Sn778; Calibrated: 2010/10/22
- Phantom: SAM-Right; Type: QD 000 P40 C; Serial: TP-1383
- Measurement SW: DASY4, V4.7 Build 80; Postprocessing SW: SEMCAD, V1.8 Build 186

**Ch44/Area Scan (121x201x1):** Measurement grid: dx=10mm, dy=10mm

Maximum value of SAR (interpolated) = 0.207 mW/g

**Ch44/Zoom Scan (8x8x10)/Cube 1:** Measurement grid: dx=4mm, dy=4mm, dz=2.5mm

Reference Value = 2.34 V/m; Power Drift = -0.114 dB

Peak SAR (extrapolated) = 0.457 W/kg

**SAR(1 g) = 0.129 mW/g; SAR(10 g) = 0.042 mW/g**

Maximum value of SAR (measured) = 0.249 mW/g


**Ch44/Zoom Scan (8x8x10)/Cube 0:** Measurement grid: dx=4mm, dy=4mm, dz=2.5mm

Reference Value = 2.34 V/m; Power Drift = -0.114 dB

Peak SAR (extrapolated) = 0.357 W/kg

**SAR(1 g) = 0.069 mW/g; SAR(10 g) = 0.020 mW/g**

Maximum value of SAR (measured) = 0.223 mW/g



0 dB = 0.223mW/g

## #92 802.11a\_Left Tilted\_Ch44\_Battery 1\_Scanner 1\_Keypad 3\_2D

**DUT: 000411**

Communication System: 802.11a; Frequency: 5220 MHz; Duty Cycle: 1:1

Medium: HSL\_5000\_101110 Medium parameters used :  $f = 5220$  MHz;  $\sigma = 4.83$  mho/m;  $\epsilon_r = 35.4$ ;

$\rho = 1000$  kg/m<sup>3</sup>

Ambient Temperature : 22.6 °C; Liquid Temperature : 21.4 °C

DASY4 Configuration:

- Probe: EX3DV4 - SN3731; ConvF(4.83, 4.83, 4.83); Calibrated: 2010/9/20

- Sensor-Surface: 2mm (Mechanical Surface Detection)

- Electronics: DAE4 Sn778; Calibrated: 2010/10/22

- Phantom: SAM-Right; Type: QD 000 P40 C; Serial: TP-1383

- Measurement SW: DASY4, V4.7 Build 80; Postprocessing SW: SEMCAD, V1.8 Build 186

**Ch44/Area Scan (121x201x1):** Measurement grid: dx=10mm, dy=10mm

Maximum value of SAR (interpolated) = 0.207 mW/g

**Ch44/Zoom Scan (8x8x10)/Cube 1:** Measurement grid: dx=4mm, dy=4mm, dz=2.5mm

Reference Value = 2.34 V/m; Power Drift = -0.114 dB

Peak SAR (extrapolated) = 0.457 W/kg

**SAR(1 g) = 0.129 mW/g; SAR(10 g) = 0.042 mW/g**

Maximum value of SAR (measured) = 0.249 mW/g

**Ch44/Zoom Scan (8x8x10)/Cube 0:** Measurement grid: dx=4mm, dy=4mm, dz=2.5mm

Reference Value = 2.34 V/m; Power Drift = -0.114 dB

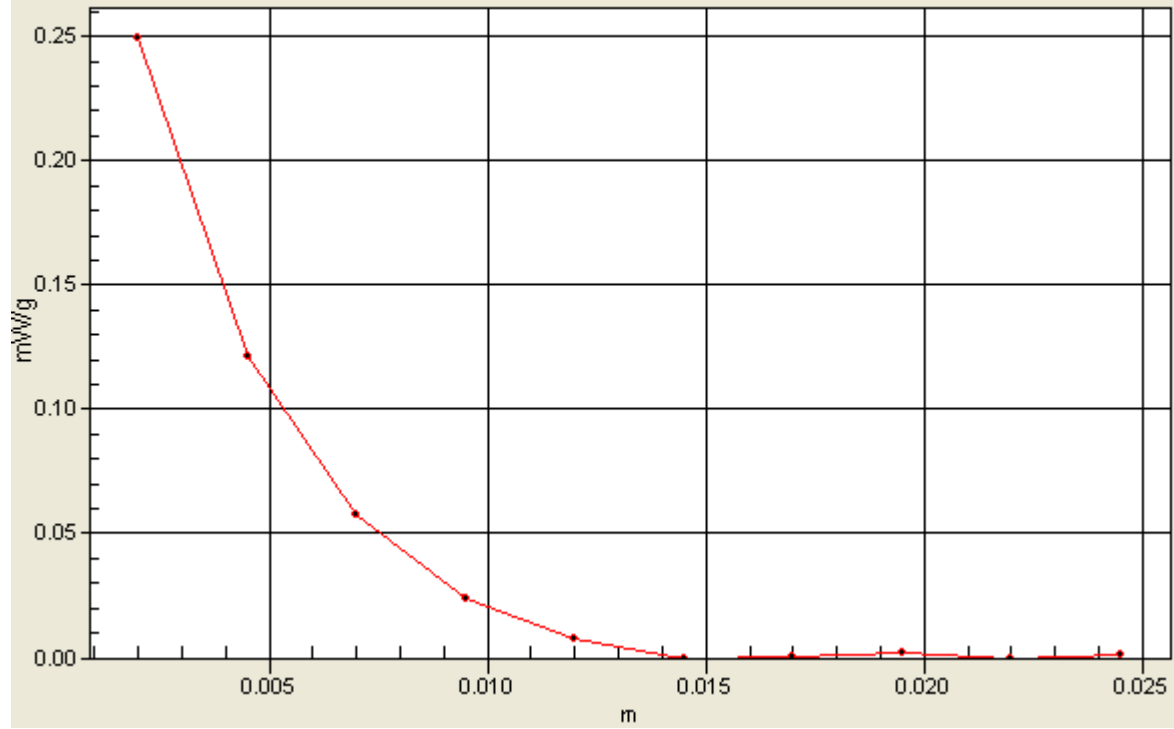
Peak SAR (extrapolated) = 0.357 W/kg

**SAR(1 g) = 0.069 mW/g; SAR(10 g) = 0.020 mW/g**

Maximum value of SAR (measured) = 0.223 mW/g

# 1g/10g Averaged SAR

SAR; Zoom Scan: Value Along Z, X=5, Y=3



### #93 802.11a\_Left Tilted\_Ch44\_Battery 1\_Scanner 2\_Keypad 1

**DUT: 000411**

Communication System: 802.11a; Frequency: 5220 MHz; Duty Cycle: 1:1

Medium: HSL\_5000\_101110 Medium parameters used :  $f = 5220 \text{ MHz}$ ;  $\sigma = 4.83 \text{ mho/m}$ ;  $\epsilon_r = 35.4$ ;  $\rho = 1000 \text{ kg/m}^3$

Ambient Temperature : 22.6 °C ; Liquid Temperature : 21.4 °C

DASY4 Configuration:

- Probe: EX3DV4 - SN3731; ConvF(4.83, 4.83, 4.83); Calibrated: 2010/9/20
- Sensor-Surface: 2mm (Mechanical Surface Detection)
- Electronics: DAE4 Sn778; Calibrated: 2010/10/22
- Phantom: SAM-Right; Type: QD 000 P40 C; Serial: TP-1383
- Measurement SW: DASY4, V4.7 Build 80; Postprocessing SW: SEMCAD, V1.8 Build 186

**Ch44/Area Scan (121x201x1):** Measurement grid: dx=20mm, dy=20mm

Maximum value of SAR (interpolated) = 0.164 mW/g

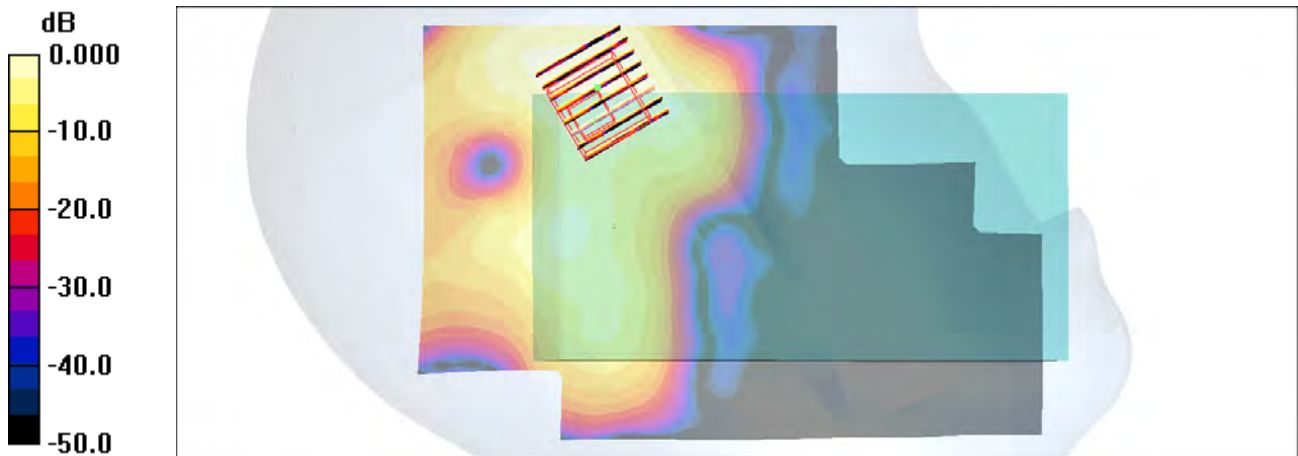
**Ch44/Zoom Scan (8x8x10)/Cube 0:** Measurement grid: dx=4mm, dy=4mm, dz=2.5mm

Reference Value = 2.02 V/m; Power Drift = -0.118 dB

Peak SAR (extrapolated) = 0.284 W/kg

**SAR(1 g) = 0.087 mW/g; SAR(10 g) = 0.031 mW/g**

Maximum value of SAR (measured) = 0.165 mW/g



## #94 802.11a\_Left Tilted\_Ch44\_Battery 1\_Scanner 2\_Keypad 2

**DUT: 000411**

Communication System: 802.11a; Frequency: 5220 MHz; Duty Cycle: 1:1

Medium: HSL\_5000\_101110 Medium parameters used :  $f = 5220 \text{ MHz}$ ;  $\sigma = 4.83 \text{ mho/m}$ ;  $\epsilon_r = 35.4$ ;  $\rho = 1000 \text{ kg/m}^3$

Ambient Temperature : 22.5 °C ; Liquid Temperature : 21.4 °C

DASY4 Configuration:

- Probe: EX3DV4 - SN3731; ConvF(4.83, 4.83, 4.83); Calibrated: 2010/9/20
- Sensor-Surface: 2mm (Mechanical Surface Detection)
- Electronics: DAE4 Sn778; Calibrated: 2010/10/22
- Phantom: SAM-Right; Type: QD 000 P40 C; Serial: TP-1383
- Measurement SW: DASY4, V4.7 Build 80; Postprocessing SW: SEMCAD, V1.8 Build 186

**Ch44/Area Scan (61x101x1):** Measurement grid: dx=20mm, dy=20mm

Maximum value of SAR (interpolated) = 0.219 mW/g

**Ch44/Zoom Scan (8x8x10)/Cube 1:** Measurement grid: dx=4mm, dy=4mm, dz=2.5mm

Reference Value = 3.44 V/m; Power Drift = 0.080 dB

Peak SAR (extrapolated) = 0.306 W/kg

**SAR(1 g) = 0.092 mW/g; SAR(10 g) = 0.029 mW/g**

Maximum value of SAR (measured) = 0.180 mW/g


**Ch44/Zoom Scan (8x8x10)/Cube 0:** Measurement grid: dx=4mm, dy=4mm, dz=2.5mm

Reference Value = 3.44 V/m; Power Drift = 0.080 dB

Peak SAR (extrapolated) = 0.292 W/kg

**SAR(1 g) = 0.083 mW/g; SAR(10 g) = 0.022 mW/g**

Maximum value of SAR (measured) = 0.175 mW/g



0 dB = 0.175mW/g



### #95 802.11a\_Left Tilted\_Ch44\_Battery 1\_Scanner 2\_Keypad 3

**DUT: 000411**

Communication System: 802.11a; Frequency: 5220 MHz; Duty Cycle: 1:1

Medium: HSL\_5000\_101110 Medium parameters used :  $f = 5220 \text{ MHz}$ ;  $\sigma = 4.83 \text{ mho/m}$ ;  $\epsilon_r = 35.4$ ;  $\rho = 1000 \text{ kg/m}^3$

Ambient Temperature : 22.6 °C ; Liquid Temperature : 21.4 °C

DASY4 Configuration:

- Probe: EX3DV4 - SN3731; ConvF(4.83, 4.83, 4.83); Calibrated: 2010/9/20
- Sensor-Surface: 2mm (Mechanical Surface Detection)
- Electronics: DAE4 Sn778; Calibrated: 2010/10/22
- Phantom: SAM-Right; Type: QD 000 P40 C; Serial: TP-1383
- Measurement SW: DASY4, V4.7 Build 80; Postprocessing SW: SEMCAD, V1.8 Build 186

**Ch44/Area Scan (121x201x1):** Measurement grid: dx=10mm, dy=10mm

Maximum value of SAR (interpolated) = 0.246 mW/g


**Ch44/Zoom Scan (8x8x10)/Cube 0:** Measurement grid: dx=4mm, dy=4mm, dz=2.5mm

Reference Value = 2.65 V/m; Power Drift = 0.384 dB

Peak SAR (extrapolated) = 0.290 W/kg

**SAR(1 g) = 0.091 mW/g; SAR(10 g) = 0.030 mW/g**

Maximum value of SAR (measured) = 0.173 mW/g



0 dB = 0.173mW/g

## #96 802.11a\_Left Tilted\_Ch44\_Battery 2\_Scanner 1\_Keypad 1

**DUT: 000411**

Communication System: 802.11a; Frequency: 5220 MHz; Duty Cycle: 1:1

Medium: HSL\_5000\_101110 Medium parameters used :  $f = 5220 \text{ MHz}$ ;  $\sigma = 4.83 \text{ mho/m}$ ;  $\epsilon_r = 35.4$ ;  $\rho = 1000 \text{ kg/m}^3$

Ambient Temperature : 22.6 °C ; Liquid Temperature : 21.4 °C

DASY4 Configuration:

- Probe: EX3DV4 - SN3731; ConvF(4.83, 4.83, 4.83); Calibrated: 2010/9/20
- Sensor-Surface: 2mm (Mechanical Surface Detection)
- Electronics: DAE4 Sn778; Calibrated: 2010/10/22
- Phantom: SAM-Right; Type: QD 000 P40 C; Serial: TP-1383
- Measurement SW: DASY4, V4.7 Build 80; Postprocessing SW: SEMCAD, V1.8 Build 186

**Ch44/Area Scan (61x101x1):** Measurement grid: dx=20mm, dy=20mm

Maximum value of SAR (interpolated) = 0.180 mW/g

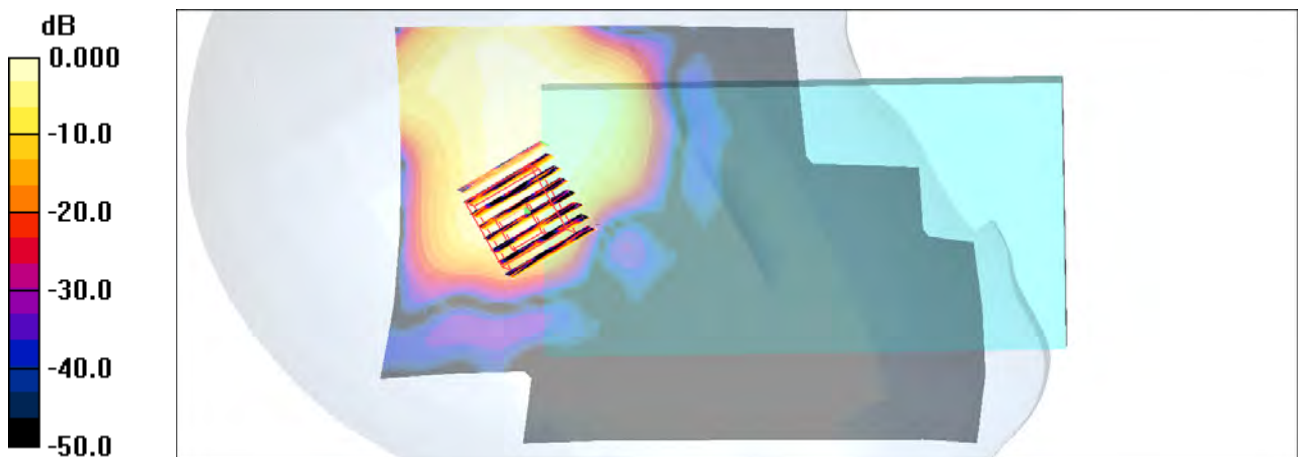
**Ch44/Zoom Scan (8x8x10)/Cube 0:** Measurement grid: dx=4mm, dy=4mm, dz=2.5mm

Reference Value = 0.927 V/m; Power Drift = 0.105 dB

Peak SAR (extrapolated) = 0.200 W/kg

**SAR(1 g) = 0.050 mW/g; SAR(10 g) = 0.016 mW/g**

Maximum value of SAR (measured) = 0.099 mW/g



0 dB = 0.099mW/g

## #97 802.11a\_Left Tilted\_Ch44\_Battery 2\_Scanner 1\_Keypad 2

**DUT: 000411**

Communication System: 802.11a; Frequency: 5220 MHz; Duty Cycle: 1:1

Medium: HSL\_5000\_101110 Medium parameters used :  $f = 5220$  MHz;  $\sigma = 4.83$  mho/m;  $\epsilon_r = 35.4$ ;  $\rho = 1000$  kg/m<sup>3</sup>

Ambient Temperature : 22.6 °C; Liquid Temperature : 21.4 °C

DASY4 Configuration:

- Probe: EX3DV4 - SN3731; ConvF(4.83, 4.83, 4.83); Calibrated: 2010/9/20
- Sensor-Surface: 2mm (Mechanical Surface Detection)
- Electronics: DAE4 Sn778; Calibrated: 2010/10/22
- Phantom: SAM-Right; Type: QD 000 P40 C; Serial: TP-1383
- Measurement SW: DASY4, V4.7 Build 80; Postprocessing SW: SEMCAD, V1.8 Build 186

**Ch44/Area Scan (121x201x1):** Measurement grid: dx=10mm, dy=10mm

Maximum value of SAR (interpolated) = 0.163 mW/g

**Ch44/Zoom Scan (8x8x10)/Cube 1:** Measurement grid: dx=4mm, dy=4mm, dz=2.5mm

Reference Value = 2.68 V/m; Power Drift = -0.016 dB

Peak SAR (extrapolated) = 0.360 W/kg

**SAR(1 g) = 0.096 mW/g; SAR(10 g) = 0.031 mW/g**

Maximum value of SAR (measured) = 0.188 mW/g


**Ch44/Zoom Scan (8x8x10)/Cube 0:** Measurement grid: dx=4mm, dy=4mm, dz=2.5mm

Reference Value = 2.68 V/m; Power Drift = -0.016 dB

Peak SAR (extrapolated) = 0.243 W/kg

**SAR(1 g) = 0.077 mW/g; SAR(10 g) = 0.025 mW/g**

Maximum value of SAR (measured) = 0.146 mW/g



0 dB = 0.146mW/g

### #98 802.11a\_Left Tilted\_Ch44\_Battery 2\_Scanner 1\_Keypad 3

**DUT: 000411**

Communication System: 802.11a; Frequency: 5220 MHz; Duty Cycle: 1:1

Medium: HSL\_5000\_101110 Medium parameters used :  $f = 5220$  MHz;  $\sigma = 4.83$  mho/m;  $\epsilon_r = 35.4$ ;  $\rho$

$= 1000$  kg/m<sup>3</sup>

Ambient Temperature : 22.6 °C; Liquid Temperature : 21.4 °C

DASY4 Configuration:

- Probe: EX3DV4 - SN3731; ConvF(4.83, 4.83, 4.83); Calibrated: 2010/9/20
- Sensor-Surface: 2mm (Mechanical Surface Detection)
- Electronics: DAE4 Sn778; Calibrated: 2010/10/22
- Phantom: SAM-Right; Type: QD 000 P40 C; Serial: TP-1383
- Measurement SW: DASY4, V4.7 Build 80; Postprocessing SW: SEMCAD, V1.8 Build 186

**Ch44/Area Scan (121x201x1):** Measurement grid: dx=10mm, dy=10mm

Maximum value of SAR (interpolated) = 0.175 mW/g

**Ch44/Zoom Scan (8x8x10)/Cube 0:** Measurement grid: dx=4mm, dy=4mm, dz=2.5mm

Reference Value = 2.33 V/m; Power Drift = 0.103 dB

Peak SAR (extrapolated) = 0.437 W/kg

**SAR(1 g) = 0.128 mW/g; SAR(10 g) = 0.042 mW/g**

Maximum value of SAR (measured) = 0.244 mW/g

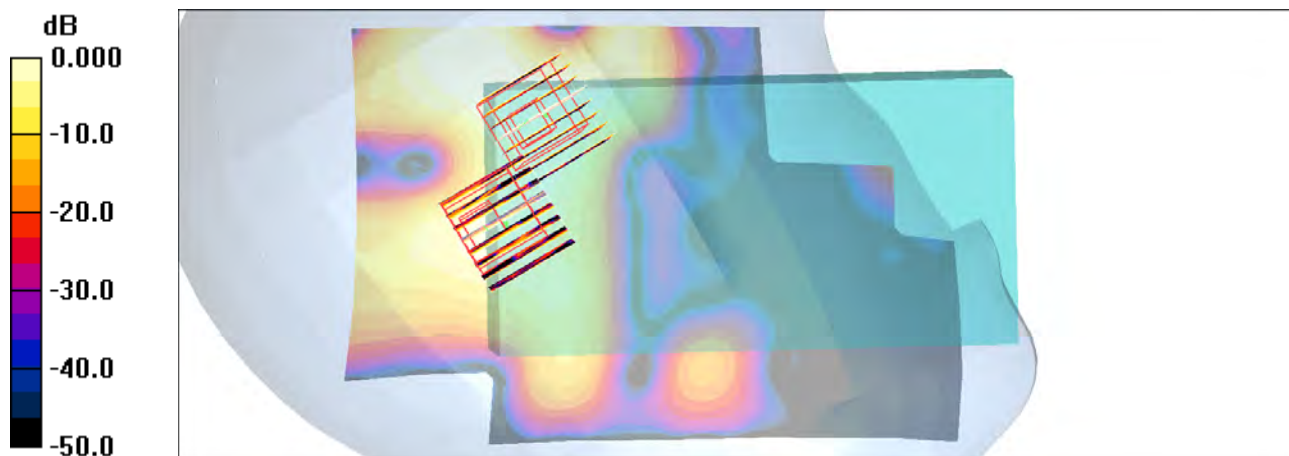
**Ch44/Zoom Scan (8x8x10)/Cube 1:** Measurement grid: dx=4mm, dy=4mm, dz=2.5mm

Reference Value = 2.33 V/m; Power Drift = 0.103 dB

Peak SAR (extrapolated) = 0.202 W/kg

**SAR(1 g) = 0.061 mW/g; SAR(10 g) = 0.019 mW/g**

Maximum value of SAR (measured) = 0.121 mW/g



0 dB = 0.121mW/g

## #99 802.11a\_Left Tilted\_Ch44\_Battery 2\_Scanner 2\_Keypad 1

**DUT: 000411**

Communication System: 802.11a; Frequency: 5220 MHz; Duty Cycle: 1:1

Medium: HSL\_5000\_101110 Medium parameters used :  $f = 5220$  MHz;  $\sigma = 4.83$  mho/m;  $\epsilon_r = 35.4$ ;  $\rho = 1000$  kg/m<sup>3</sup>

Ambient Temperature : 22.6 °C ; Liquid Temperature : 21.4 °C

DASY4 Configuration:

- Probe: EX3DV4 - SN3731; ConvF(4.83, 4.83, 4.83); Calibrated: 2010/9/20
- Sensor-Surface: 2mm (Mechanical Surface Detection)
- Electronics: DAE4 Sn778; Calibrated: 2010/10/22
- Phantom: SAM-Right; Type: QD 000 P40 C; Serial: TP-1383
- Measurement SW: DASY4, V4.7 Build 80; Postprocessing SW: SEMCAD, V1.8 Build 186

**Ch44/Area Scan (121x201x1):** Measurement grid: dx=10mm, dy=10mm

Maximum value of SAR (interpolated) = 0.127 mW/g

**Ch44/Zoom Scan (8x8x10)/Cube 0:** Measurement grid: dx=4mm, dy=4mm, dz=2.5mm

Reference Value = 1.77 V/m; Power Drift = -0.199 dB

Peak SAR (extrapolated) = 0.252 W/kg

**SAR(1 g) = 0.075 mW/g; SAR(10 g) = 0.025 mW/g**

Maximum value of SAR (measured) = 0.153 mW/g

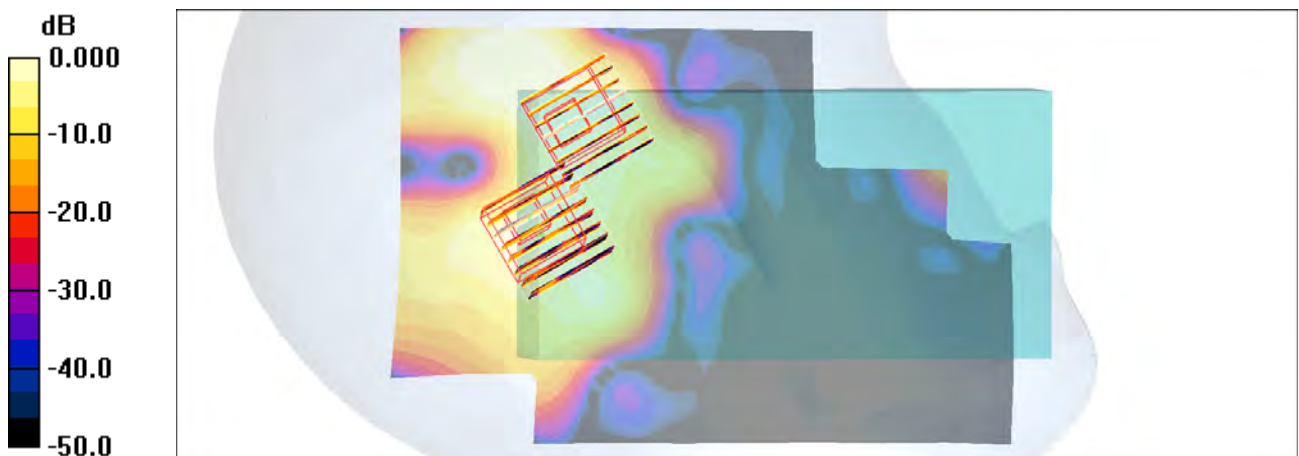
**Ch44/Zoom Scan (8x8x10)/Cube 1:** Measurement grid: dx=4mm, dy=4mm, dz=2.5mm

Reference Value = 1.77 V/m; Power Drift = -0.199 dB

Peak SAR (extrapolated) = 0.156 W/kg

**SAR(1 g) = 0.049 mW/g; SAR(10 g) = 0.015 mW/g**

Maximum value of SAR (measured) = 0.093 mW/g



0 dB = 0.093mW/g

## #100 802.11a\_Left Tilted\_Ch44\_Battery 2\_Scanner 2\_Keypad 2

**DUT: 000411**

Communication System: 802.11a; Frequency: 5220 MHz; Duty Cycle: 1:1

Medium: HSL\_5000\_101110 Medium parameters used :  $f = 5220 \text{ MHz}$ ;  $\sigma = 4.83 \text{ mho/m}$ ;  $\epsilon_r = 35.4$ ;  $\rho = 1000 \text{ kg/m}^3$

Ambient Temperature :  $22.6 \text{ }^\circ\text{C}$ ; Liquid Temperature :  $21.4 \text{ }^\circ\text{C}$

DASY4 Configuration:

- Probe: EX3DV4 - SN3731; ConvF(4.83, 4.83, 4.83); Calibrated: 2010/9/20
- Sensor-Surface: 2mm (Mechanical Surface Detection)
- Electronics: DAE4 Sn778; Calibrated: 2010/10/22
- Phantom: SAM-Right; Type: QD 000 P40 C; Serial: TP-1383
- Measurement SW: DASY4, V4.7 Build 80; Postprocessing SW: SEMCAD, V1.8 Build 186

**Ch44/Area Scan (121x201x1):** Measurement grid:  $dx=20\text{mm}$ ,  $dy=20\text{mm}$

Maximum value of SAR (interpolated) =  $0.287 \text{ mW/g}$


**Ch44/Zoom Scan (8x8x10)/Cube 0:** Measurement grid:  $dx=4\text{mm}$ ,  $dy=4\text{mm}$ ,  $dz=2.5\text{mm}$

Reference Value =  $3.41 \text{ V/m}$ ; Power Drift =  $0.164 \text{ dB}$

Peak SAR (extrapolated) =  $0.391 \text{ W/kg}$

**SAR(1 g) =  $0.124 \text{ mW/g}$ ; SAR(10 g) =  $0.031 \text{ mW/g}$**

Maximum value of SAR (measured) =  $0.239 \text{ mW/g}$



0 dB =  $0.239\text{mW/g}$



### #101 802.11a\_Left Tilted\_Ch44\_Battery 2\_Scanner 2\_Keypad 3

**DUT: 000411**

Communication System: 802.11a; Frequency: 5220 MHz; Duty Cycle: 1:1

Medium: HSL\_5000\_101110 Medium parameters used :  $f = 5220$  MHz;  $\sigma = 4.83$  mho/m;  $\epsilon_r = 35.4$ ;  $\rho = 1000$  kg/m<sup>3</sup>

Ambient Temperature : 22.6 °C ; Liquid Temperature : 21.4 °C

DASY4 Configuration:

- Probe: EX3DV4 - SN3731; ConvF(4.83, 4.83, 4.83); Calibrated: 2010/9/20
- Sensor-Surface: 2mm (Mechanical Surface Detection)
- Electronics: DAE4 Sn778; Calibrated: 2010/10/22
- Phantom: SAM-Right; Type: QD 000 P40 C; Serial: TP-1383
- Measurement SW: DASY4, V4.7 Build 80; Postprocessing SW: SEMCAD, V1.8 Build 186

**Ch44/Area Scan (121x201x1):** Measurement grid: dx=10mm, dy=10mm

Maximum value of SAR (interpolated) = 0.122 mW/g

**Ch44/Zoom Scan (8x8x10)/Cube 0:** Measurement grid: dx=4mm, dy=4mm, dz=2.5mm

Reference Value = 2.46 V/m; Power Drift = 0.116 dB

Peak SAR (extrapolated) = 0.252 W/kg

**SAR(1 g) = 0.075 mW/g; SAR(10 g) = 0.025 mW/g**

Maximum value of SAR (measured) = 0.139 mW/g


**Ch44/Zoom Scan (8x8x10)/Cube 1:** Measurement grid: dx=4mm, dy=4mm, dz=2.5mm

Reference Value = 2.46 V/m; Power Drift = 0.116 dB

Peak SAR (extrapolated) = 0.205 W/kg

**SAR(1 g) = 0.067 mW/g; SAR(10 g) = 0.019 mW/g**

Maximum value of SAR (measured) = 0.127 mW/g



0 dB = 0.127mW/g

### #102 802.11a\_Right Cheek\_Ch44\_Battery 1\_Scanner 1\_Keypad 3

**DUT: 000411**

Communication System: 802.11a; Frequency: 5220 MHz; Duty Cycle: 1:1

Medium: HSL\_5000\_101110 Medium parameters used :  $f = 5220$  MHz;  $\sigma = 4.83$  mho/m;  $\epsilon_r = 35.4$ ;  $\rho = 1000$  kg/m<sup>3</sup>

Ambient Temperature : 22.6 °C ; Liquid Temperature : 21.4 °C

DASY4 Configuration:

- Probe: EX3DV4 - SN3731; ConvF(4.83, 4.83, 4.83); Calibrated: 2010/9/20
- Sensor-Surface: 2mm (Mechanical Surface Detection)
- Electronics: DAE4 Sn778; Calibrated: 2010/10/22
- Phantom: SAM-Right; Type: QD 000 P40 C; Serial: TP-1383
- Measurement SW: DASY4, V4.7 Build 80; Postprocessing SW: SEMCAD, V1.8 Build 186

**Ch44/Area Scan (121x201x1):** Measurement grid: dx=10mm, dy=10mm

Maximum value of SAR (interpolated) = 0.092 mW/g

**Ch44/Zoom Scan (8x8x10)/Cube 0:** Measurement grid: dx=4mm, dy=4mm, dz=2.5mm

Reference Value = 2.16 V/m; Power Drift = 0.176 dB

Peak SAR (extrapolated) = 0.308 W/kg

**SAR(1 g) = 0.093 mW/g; SAR(10 g) = 0.027 mW/g**

Maximum value of SAR (measured) = 0.187 mW/g


**Ch44/Zoom Scan (8x8x10)/Cube 1:** Measurement grid: dx=4mm, dy=4mm, dz=2.5mm

Reference Value = 2.16 V/m; Power Drift = 0.176 dB

Peak SAR (extrapolated) = 0.147 W/kg

**SAR(1 g) = 0.026 mW/g; SAR(10 g) = 0.00955 mW/g**

Maximum value of SAR (measured) = 0.064 mW/g



0 dB = 0.064mW/g



### #103 802.11a\_Right Cheek\_Ch44\_Battery 1\_Scanner 1\_Keypad 3

**DUT: 000411**

Communication System: 802.11a; Frequency: 5220 MHz; Duty Cycle: 1:1

Medium: HSL\_5000\_101110 Medium parameters used :  $f = 5220 \text{ MHz}$ ;  $\sigma = 4.83 \text{ mho/m}$ ;  $\epsilon_r = 35.4$ ;  $\rho = 1000 \text{ kg/m}^3$

Ambient Temperature : 22.6 °C ; Liquid Temperature : 21.4 °C

DASY4 Configuration:

- Probe: EX3DV4 - SN3731; ConvF(4.83, 4.83, 4.83); Calibrated: 2010/9/20
- Sensor-Surface: 2mm (Mechanical Surface Detection)
- Electronics: DAE4 Sn778; Calibrated: 2010/10/22
- Phantom: SAM-Right; Type: QD 000 P40 C; Serial: TP-1383
- Measurement SW: DASY4, V4.7 Build 80; Postprocessing SW: SEMCAD, V1.8 Build 186

**Ch44/Area Scan (121x201x1):** Measurement grid: dx=10mm, dy=10mm

Maximum value of SAR (interpolated) = 0.105 mW/g

**Ch44/Zoom Scan (8x8x10)/Cube 1:** Measurement grid: dx=4mm, dy=4mm, dz=2.5mm

Reference Value = 2.23 V/m; Power Drift = 0.160 dB

Peak SAR (extrapolated) = 0.392 W/kg

**SAR(1 g) = 0.120 mW/g; SAR(10 g) = 0.033 mW/g**

Maximum value of SAR (measured) = 0.235 mW/g


**Ch44/Zoom Scan (8x8x10)/Cube 0:** Measurement grid: dx=4mm, dy=4mm, dz=2.5mm

Reference Value = 2.23 V/m; Power Drift = 0.160 dB

Peak SAR (extrapolated) = 0.210 W/kg

**SAR(1 g) = 0.055 mW/g; SAR(10 g) = 0.017 mW/g**

Maximum value of SAR (measured) = 0.112 mW/g



0 dB = 0.112mW/g

### #104 802.11a\_Left Cheek\_Ch44\_Battery 1\_Scanner 1\_Keypad 3

**DUT: 000411**

Communication System: 802.11a; Frequency: 5220 MHz; Duty Cycle: 1:1

Medium: HSL\_5000\_101110 Medium parameters used :  $f = 5220 \text{ MHz}$ ;  $\sigma = 4.83 \text{ mho/m}$ ;  $\epsilon_r = 35.4$ ;  $\rho = 1000 \text{ kg/m}^3$

Ambient Temperature : 22.6 °C ; Liquid Temperature : 21.4 °C

DASY4 Configuration:

- Probe: EX3DV4 - SN3731; ConvF(4.83, 4.83, 4.83); Calibrated: 2010/9/20
- Sensor-Surface: 2mm (Mechanical Surface Detection)
- Electronics: DAE4 Sn778; Calibrated: 2010/10/22
- Phantom: SAM-Right; Type: QD 000 P40 C; Serial: TP-1383
- Measurement SW: DASY4, V4.7 Build 80; Postprocessing SW: SEMCAD, V1.8 Build 186

**Ch44/Area Scan (121x201x1):** Measurement grid: dx=10mm, dy=10mm

Maximum value of SAR (interpolated) = 0.212 mW/g

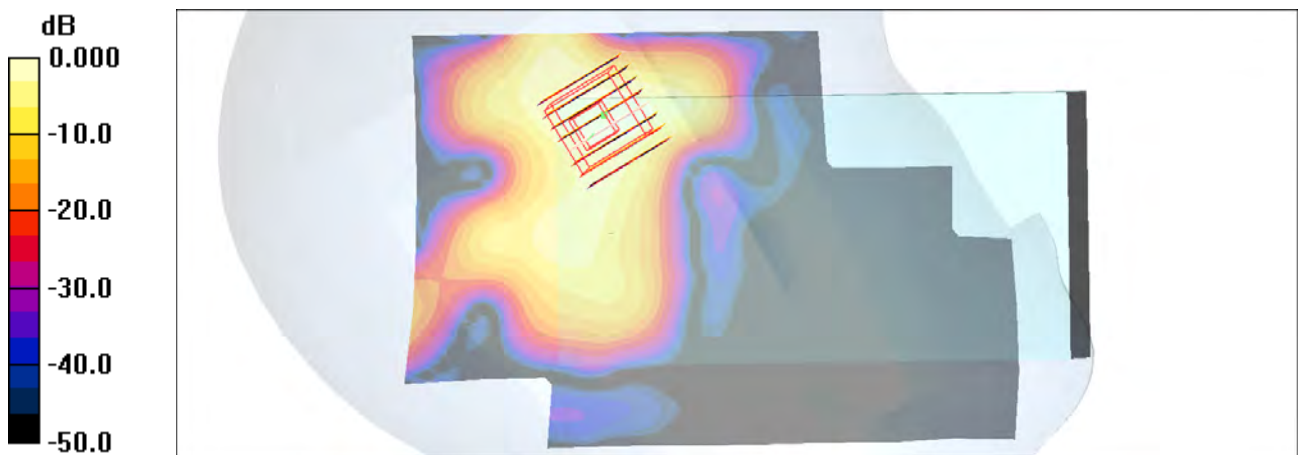
**Ch44/Zoom Scan (8x8x10)/Cube 0:** Measurement grid: dx=4mm, dy=4mm, dz=2.5mm

Reference Value = 1.90 V/m; Power Drift = 0.120 dB

Peak SAR (extrapolated) = 0.355 W/kg

**SAR(1 g) = 0.110 mW/g; SAR(10 g) = 0.039 mW/g**

Maximum value of SAR (measured) = 0.208 mW/g



### #105 802.11a\_Left Tilted\_Ch36\_Battery 1\_Scanner 1\_Keypad 3

**DUT: 000411**

Communication System: 802.11a; Frequency: 5180 MHz; Duty Cycle: 1:1

Medium: HSL\_5000\_101110 Medium parameters used :  $f = 5180 \text{ MHz}$ ;  $\sigma = 4.78 \text{ mho/m}$ ;  $\epsilon_r = 35.5$ ;  $\rho$

$= 1000 \text{ kg/m}^3$

Ambient Temperature :  $22.6 \text{ }^\circ\text{C}$ ; Liquid Temperature :  $21.4 \text{ }^\circ\text{C}$

DASY4 Configuration:

- Probe: EX3DV4 - SN3731; ConvF(4.83, 4.83, 4.83); Calibrated: 2010/9/20

- Sensor-Surface: 2mm (Mechanical Surface Detection)

- Electronics: DAE4 Sn778; Calibrated: 2010/10/22

- Phantom: SAM-Right; Type: QD 000 P40 C; Serial: TP-1383

- Measurement SW: DASY4, V4.7 Build 80; Postprocessing SW: SEMCAD, V1.8 Build 186

**Ch36/Area Scan (121x201x1):** Measurement grid:  $dx=10\text{mm}$ ,  $dy=10\text{mm}$

Maximum value of SAR (interpolated) =  $0.221 \text{ mW/g}$

**Ch36/Zoom Scan (8x8x10)/Cube 0:** Measurement grid:  $dx=4\text{mm}$ ,  $dy=4\text{mm}$ ,  $dz=2.5\text{mm}$

Reference Value =  $2.75 \text{ V/m}$ ; Power Drift =  $0.175 \text{ dB}$

Peak SAR (extrapolated) =  $0.397 \text{ W/kg}$

**SAR(1 g) =  $0.109 \text{ mW/g}$ ; SAR(10 g) =  $0.037 \text{ mW/g}$**

Maximum value of SAR (measured) =  $0.206 \text{ mW/g}$


**Ch36/Zoom Scan (8x8x10)/Cube 1:** Measurement grid:  $dx=4\text{mm}$ ,  $dy=4\text{mm}$ ,  $dz=2.5\text{mm}$

Reference Value =  $2.75 \text{ V/m}$ ; Power Drift =  $0.175 \text{ dB}$

Peak SAR (extrapolated) =  $0.229 \text{ W/kg}$

**SAR(1 g) =  $0.070 \text{ mW/g}$ ; SAR(10 g) =  $0.022 \text{ mW/g}$**

Maximum value of SAR (measured) =  $0.141 \text{ mW/g}$



0 dB =  $0.141\text{mW/g}$

### #106 802.11a\_Left Tilted\_Ch48\_Battery 1\_Scanner 1\_Keypad 3

**DUT: 000411**

Communication System: 802.11a; Frequency: 5240 MHz; Duty Cycle: 1:1

Medium: HSL\_5000\_101110 Medium parameters used :  $f = 5240 \text{ MHz}$ ;  $\sigma = 4.85 \text{ mho/m}$ ;  $\epsilon_r = 35.4$ ;  $\rho$

$= 1000 \text{ kg/m}^3$

Ambient Temperature :  $22.6 \text{ }^\circ\text{C}$ ; Liquid Temperature :  $21.4 \text{ }^\circ\text{C}$

DASY4 Configuration:

- Probe: EX3DV4 - SN3731; ConvF(4.83, 4.83, 4.83); Calibrated: 2010/9/20
- Sensor-Surface: 2mm (Mechanical Surface Detection)
- Electronics: DAE4 Sn778; Calibrated: 2010/10/22
- Phantom: SAM-Right; Type: QD 000 P40 C; Serial: TP-1383
- Measurement SW: DASY4, V4.7 Build 80; Postprocessing SW: SEMCAD, V1.8 Build 186

**Ch48/Area Scan (121x201x1):** Measurement grid:  $dx=10\text{mm}$ ,  $dy=10\text{mm}$

Maximum value of SAR (interpolated) =  $0.136 \text{ mW/g}$

**Ch48/Zoom Scan (8x8x10)/Cube 0:** Measurement grid:  $dx=4\text{mm}$ ,  $dy=4\text{mm}$ ,  $dz=2.5\text{mm}$

Reference Value =  $1.90 \text{ V/m}$ ; Power Drift =  $0.139 \text{ dB}$

Peak SAR (extrapolated) =  $0.294 \text{ W/kg}$

**SAR(1 g) =  $0.081 \text{ mW/g}$ ; SAR(10 g) =  $0.027 \text{ mW/g}$**

Maximum value of SAR (measured) =  $0.163 \text{ mW/g}$

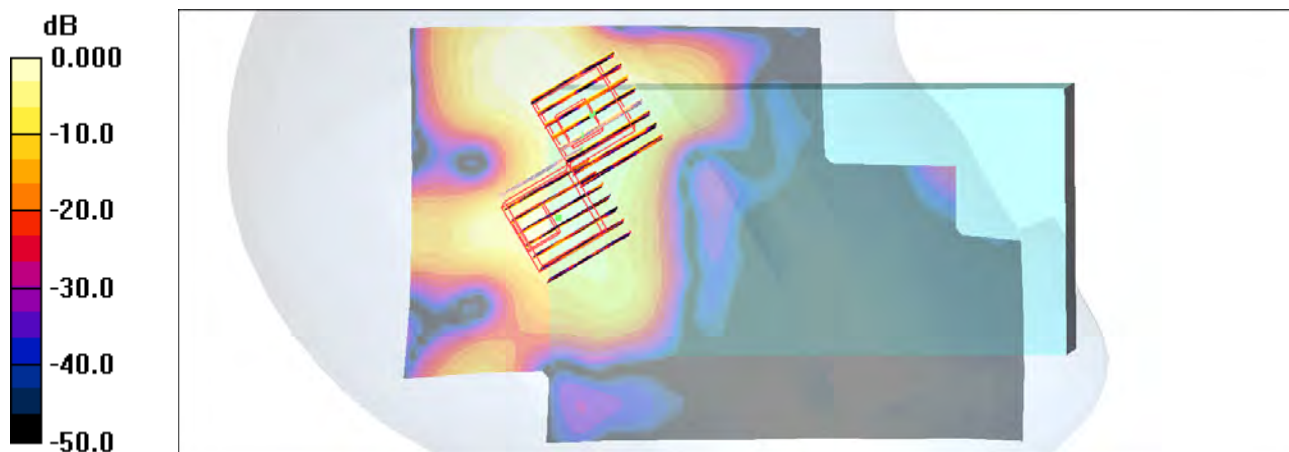
**Ch48/Zoom Scan (8x8x10)/Cube 1:** Measurement grid:  $dx=4\text{mm}$ ,  $dy=4\text{mm}$ ,  $dz=2.5\text{mm}$

Reference Value =  $1.90 \text{ V/m}$ ; Power Drift =  $0.139 \text{ dB}$

Peak SAR (extrapolated) =  $0.162 \text{ W/kg}$

**SAR(1 g) =  $0.036 \text{ mW/g}$ ; SAR(10 g) =  $0.011 \text{ mW/g}$**

Maximum value of SAR (measured) =  $0.097 \text{ mW/g}$



0 dB =  $0.097\text{mW/g}$

## #108 802.11a\_Left Tilted\_Ch52\_Battery 1\_Scanner 1\_Keypad 1

**DUT: 000411**

Communication System: 802.11a; Frequency: 5260 MHz; Duty Cycle: 1:1

Medium: HSL\_5000\_101111 Medium parameters used:  $f = 5260$  MHz;  $\sigma = 4.87$  mho/m;  $\epsilon_r = 35.4$ ;  $\rho = 1000$  kg/m<sup>3</sup>

Ambient Temperature : 22.7 °C ; Liquid Temperature : 21.0 °C

DASY4 Configuration:

- Probe: EX3DV4 - SN3731; ConvF(4.46, 4.46, 4.46); Calibrated: 2010/9/20
- Sensor-Surface: 2mm (Mechanical Surface Detection)
- Electronics: DAE4 Sn778; Calibrated: 2010/10/22
- Phantom: SAM-Right; Type: QD 000 P40 C; Serial: TP-1383
- Measurement SW: DASY4, V4.7 Build 80; Postprocessing SW: SEMCAD, V1.8 Build 186

**Ch52/Area Scan (121x201x1):** Measurement grid: dx=10mm, dy=10mm

Maximum value of SAR (interpolated) = 0.146 mW/g

**Ch52/Zoom Scan (8x8x10)/Cube 1:** Measurement grid: dx=4mm, dy=4mm, dz=2.5mm

Reference Value = 2.72 V/m; Power Drift = 0.167 dB

Peak SAR (extrapolated) = 0.401 W/kg

**SAR(1 g) = 0.088 mW/g; SAR(10 g) = 0.029 mW/g**

Maximum value of SAR (measured) = 0.168 mW/g


**Ch52/Zoom Scan (8x8x10)/Cube 0:** Measurement grid: dx=4mm, dy=4mm, dz=2.5mm

Reference Value = 2.72 V/m; Power Drift = 0.167 dB

Peak SAR (extrapolated) = 0.234 W/kg

**SAR(1 g) = 0.075 mW/g; SAR(10 g) = 0.026 mW/g**

Maximum value of SAR (measured) = 0.143 mW/g



0 dB = 0.143mW/g

## #109 802.11a\_Left Tilted\_Ch52\_Battery 1\_Scanner 1\_Keypad 2

**DUT: 000411**

Communication System: 802.11a; Frequency: 5260 MHz; Duty Cycle: 1:1

Medium: HSL\_5000\_101111 Medium parameters used :  $f = 5260$  MHz;  $\sigma = 4.87$  mho/m;  $\epsilon_r = 35.4$ ;  $\rho = 1000$  kg/m<sup>3</sup>

Ambient Temperature : 22.7 °C ; Liquid Temperature : 21.0 °C

DASY4 Configuration:

- Probe: EX3DV4 - SN3731; ConvF(4.46, 4.46, 4.46); Calibrated: 2010/9/20
- Sensor-Surface: 2mm (Mechanical Surface Detection)
- Electronics: DAE4 Sn778; Calibrated: 2010/10/22
- Phantom: SAM-Right; Type: QD 000 P40 C; Serial: TP-1383
- Measurement SW: DASY4, V4.7 Build 80; Postprocessing SW: SEMCAD, V1.8 Build 186

**Ch52/Area Scan (121x201x1):** Measurement grid: dx=10mm, dy=10mm

Maximum value of SAR (interpolated) = 0.222 mW/g

**Ch52/Zoom Scan (8x8x10)/Cube 1:** Measurement grid: dx=4mm, dy=4mm, dz=2.5mm

Reference Value = 3.17 V/m; Power Drift = 0.094 dB

Peak SAR (extrapolated) = 0.484 W/kg

**SAR(1 g) = 0.139 mW/g; SAR(10 g) = 0.047 mW/g**

Maximum value of SAR (measured) = 0.259 mW/g

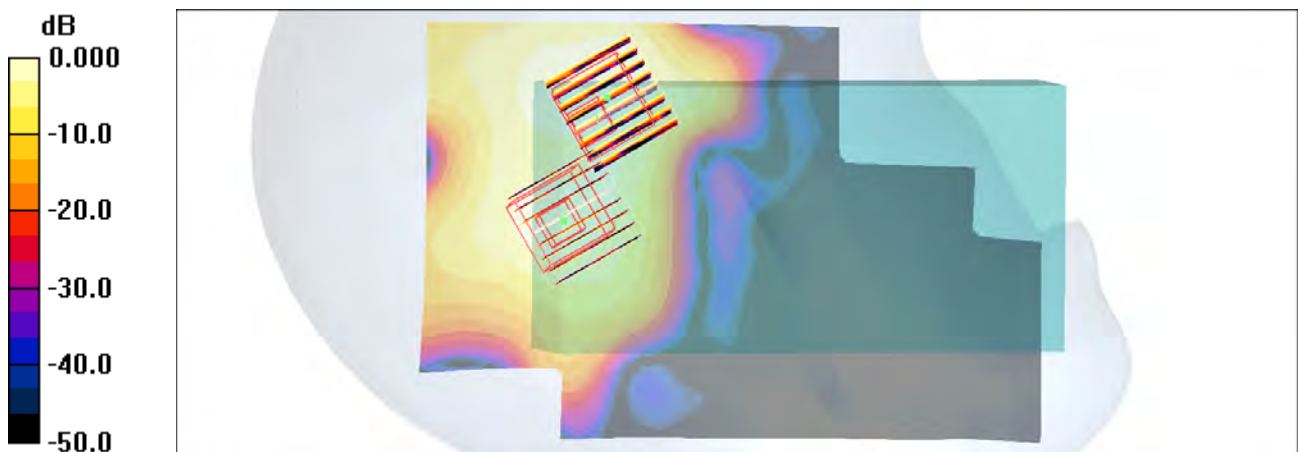
**Ch52/Zoom Scan (8x8x10)/Cube 0:** Measurement grid: dx=4mm, dy=4mm, dz=2.5mm

Reference Value = 3.17 V/m; Power Drift = 0.094 dB

Peak SAR (extrapolated) = 0.332 W/kg

**SAR(1 g) = 0.107 mW/g; SAR(10 g) = 0.036 mW/g**

Maximum value of SAR (measured) = 0.201 mW/g



0 dB = 0.201mW/g



### #110 802.11a\_Left Tilted\_Ch52\_Battery 1\_Scanner 1\_Keypad 3

**DUT: 000411**

Communication System: 802.11a; Frequency: 5260 MHz; Duty Cycle: 1:1

Medium: HSL\_5000\_101111 Medium parameters used :  $f = 5260 \text{ MHz}$ ;  $\sigma = 4.87 \text{ mho/m}$ ;  $\epsilon_r = 35.4$ ;  $\rho = 1000 \text{ kg/m}^3$

Ambient Temperature :  $22.7 \text{ }^\circ\text{C}$ ; Liquid Temperature :  $21.0 \text{ }^\circ\text{C}$

DASY4 Configuration:

- Probe: EX3DV4 - SN3731; ConvF(4.46, 4.46, 4.46); Calibrated: 2010/9/20
- Sensor-Surface: 2mm (Mechanical Surface Detection)
- Electronics: DAE4 Sn778; Calibrated: 2010/10/22
- Phantom: SAM-Right; Type: QD 000 P40 C; Serial: TP-1383
- Measurement SW: DASY4, V4.7 Build 80; Postprocessing SW: SEMCAD, V1.8 Build 186

**Ch52/Area Scan (121x201x1):** Measurement grid:  $dx=10\text{mm}$ ,  $dy=10\text{mm}$

Maximum value of SAR (interpolated) =  $0.265 \text{ mW/g}$

**Ch52/Zoom Scan (8x8x10)/Cube 1:** Measurement grid:  $dx=4\text{mm}$ ,  $dy=4\text{mm}$ ,  $dz=2.5\text{mm}$

Reference Value =  $2.54 \text{ V/m}$ ; Power Drift =  $0.102 \text{ dB}$

Peak SAR (extrapolated) =  $0.524 \text{ W/kg}$

**SAR(1 g) =  $0.145 \text{ mW/g}$ ; SAR(10 g) =  $0.048 \text{ mW/g}$**

Maximum value of SAR (measured) =  $0.281 \text{ mW/g}$


**Ch52/Zoom Scan (8x8x10)/Cube 0:** Measurement grid:  $dx=4\text{mm}$ ,  $dy=4\text{mm}$ ,  $dz=2.5\text{mm}$

Reference Value =  $2.54 \text{ V/m}$ ; Power Drift =  $0.102 \text{ dB}$

Peak SAR (extrapolated) =  $0.402 \text{ W/kg}$

**SAR(1 g) =  $0.081 \text{ mW/g}$ ; SAR(10 g) =  $0.025 \text{ mW/g}$**

Maximum value of SAR (measured) =  $0.243 \text{ mW/g}$



0 dB =  $0.243\text{mW/g}$

### #111 802.11a\_Left Tilted\_Ch52\_Battery 1\_Scanner 2\_Keypad 1

**DUT: 000411**

Communication System: 802.11a; Frequency: 5260 MHz; Duty Cycle: 1:1

Medium: HSL\_5000\_101111 Medium parameters used :  $f = 5260 \text{ MHz}$ ;  $\sigma = 4.87 \text{ mho/m}$ ;  $\epsilon_r = 35.4$ ;  $\rho$

$= 1000 \text{ kg/m}^3$

Ambient Temperature :  $22.7 \text{ }^\circ\text{C}$ ; Liquid Temperature :  $21.0 \text{ }^\circ\text{C}$

DASY4 Configuration:

- Probe: EX3DV4 - SN3731; ConvF(4.46, 4.46, 4.46); Calibrated: 2010/9/20
- Sensor-Surface: 2mm (Mechanical Surface Detection)
- Electronics: DAE4 Sn778; Calibrated: 2010/10/22
- Phantom: SAM-Right; Type: QD 000 P40 C; Serial: TP-1383
- Measurement SW: DASY4, V4.7 Build 80; Postprocessing SW: SEMCAD, V1.8 Build 186

**Ch52/Area Scan (121x201x1):** Measurement grid:  $dx=10\text{mm}$ ,  $dy=10\text{mm}$

Maximum value of SAR (interpolated) =  $0.170 \text{ mW/g}$

**Ch52/Zoom Scan (8x8x10)/Cube 0:** Measurement grid:  $dx=4\text{mm}$ ,  $dy=4\text{mm}$ ,  $dz=2.5\text{mm}$

Reference Value =  $2.16 \text{ V/m}$ ; Power Drift =  $0.156 \text{ dB}$

Peak SAR (extrapolated) =  $0.306 \text{ W/kg}$

**SAR(1 g) =  $0.093 \text{ mW/g}$ ; SAR(10 g) =  $0.031 \text{ mW/g}$**

Maximum value of SAR (measured) =  $0.176 \text{ mW/g}$


**Ch52/Zoom Scan (8x8x10)/Cube 1:** Measurement grid:  $dx=4\text{mm}$ ,  $dy=4\text{mm}$ ,  $dz=2.5\text{mm}$

Reference Value =  $2.16 \text{ V/m}$ ; Power Drift =  $0.756 \text{ dB}$

Peak SAR (extrapolated) =  $0.228 \text{ W/kg}$

**SAR(1 g) =  $0.069 \text{ mW/g}$ ; SAR(10 g) =  $0.023 \text{ mW/g}$**

Maximum value of SAR (measured) =  $0.137 \text{ mW/g}$



0 dB =  $0.137\text{mW/g}$



## #112 802.11a\_Left Tilted\_Ch52\_Battery 1\_Scanner 2\_Keypad 2

**DUT: 000411**

Communication System: 802.11a; Frequency: 5260 MHz; Duty Cycle: 1:1

Medium: HSL\_5000\_101111 Medium parameters used :  $f = 5260$  MHz;  $\sigma = 4.87$  mho/m;  $\epsilon_r = 35.4$ ;  $\rho = 1000$  kg/m<sup>3</sup>

Ambient Temperature : 22.7 °C ; Liquid Temperature : 21.0 °C

DASY4 Configuration:

- Probe: EX3DV4 - SN3731; ConvF(4.46, 4.46, 4.46); Calibrated: 2010/9/20
- Sensor-Surface: 2mm (Mechanical Surface Detection)
- Electronics: DAE4 Sn778; Calibrated: 2010/10/22
- Phantom: SAM-Right; Type: QD 000 P40 C; Serial: TP-1383
- Measurement SW: DASY4, V4.7 Build 80; Postprocessing SW: SEMCAD, V1.8 Build 186

**Ch52/Area Scan (121x201x1):** Measurement grid: dx=10mm, dy=10mm

Maximum value of SAR (interpolated) = 0.384 mW/g

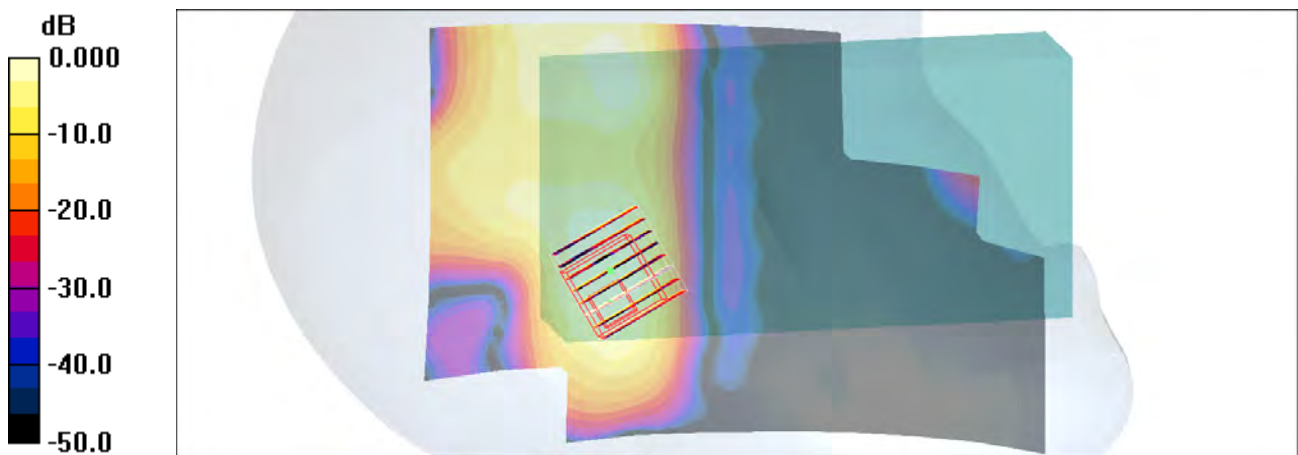
**Ch52/Zoom Scan (8x8x10)/Cube 0:** Measurement grid: dx=4mm, dy=4mm, dz=2.5mm

Reference Value = 4.13 V/m; Power Drift = -0.153 dB

Peak SAR (extrapolated) = 0.473 W/kg

**SAR(1 g) = 0.150 mW/g; SAR(10 g) = 0.039 mW/g**

Maximum value of SAR (measured) = 0.292 mW/g



0 dB = 0.292mW/g

### #113 802.11a\_Left Tilted\_Ch52\_Battery 1\_Scanner 2\_Keypad 3

**DUT: 000411**

Communication System: 802.11a; Frequency: 5260 MHz; Duty Cycle: 1:1

Medium: HSL\_5000\_101111 Medium parameters used :  $f = 5260 \text{ MHz}$ ;  $\sigma = 4.87 \text{ mho/m}$ ;  $\epsilon_r = 35.4$ ;  $\rho = 1000 \text{ kg/m}^3$

Ambient Temperature :  $22.7 \text{ }^\circ\text{C}$ ; Liquid Temperature :  $21.0 \text{ }^\circ\text{C}$

DASY4 Configuration:

- Probe: EX3DV4 - SN3731; ConvF(4.46, 4.46, 4.46); Calibrated: 2010/9/20
- Sensor-Surface: 2mm (Mechanical Surface Detection)
- Electronics: DAE4 Sn778; Calibrated: 2010/10/22
- Phantom: SAM-Right; Type: QD 000 P40 C; Serial: TP-1383
- Measurement SW: DASY4, V4.7 Build 80; Postprocessing SW: SEMCAD, V1.8 Build 186

**Ch52/Area Scan (121x201x1):** Measurement grid:  $dx=10\text{mm}$ ,  $dy=10\text{mm}$

Maximum value of SAR (interpolated) =  $0.239 \text{ mW/g}$

**Ch52/Zoom Scan (8x8x10)/Cube 0:** Measurement grid:  $dx=4\text{mm}$ ,  $dy=4\text{mm}$ ,  $dz=2.5\text{mm}$

Reference Value =  $2.80 \text{ V/m}$ ; Power Drift =  $0.194 \text{ dB}$

Peak SAR (extrapolated) =  $0.334 \text{ W/kg}$

**SAR(1 g) =  $0.105 \text{ mW/g}$ ; SAR(10 g) =  $0.036 \text{ mW/g}$**

Maximum value of SAR (measured) =  $0.196 \text{ mW/g}$

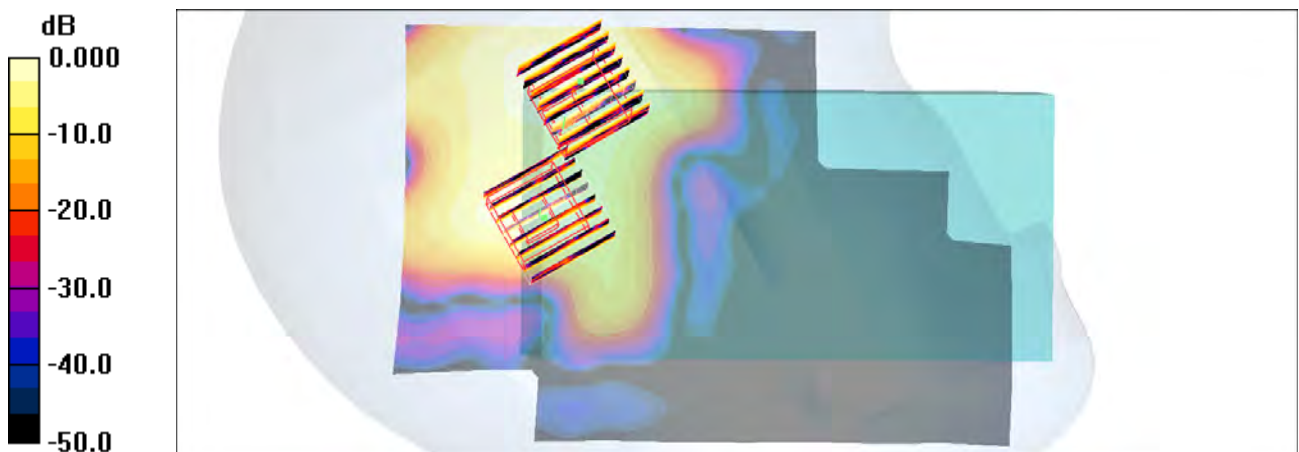
**Ch52/Zoom Scan (8x8x10)/Cube 1:** Measurement grid:  $dx=4\text{mm}$ ,  $dy=4\text{mm}$ ,  $dz=2.5\text{mm}$

Reference Value =  $2.80 \text{ V/m}$ ; Power Drift =  $0.194 \text{ dB}$

Peak SAR (extrapolated) =  $0.348 \text{ W/kg}$

**SAR(1 g) =  $0.103 \text{ mW/g}$ ; SAR(10 g) =  $0.035 \text{ mW/g}$**

Maximum value of SAR (measured) =  $0.195 \text{ mW/g}$



0 dB =  $0.195\text{mW/g}$

## #114 802.11a\_Left Tilted\_Ch52\_Battery 2\_Scanner 1\_Keypad 1

**DUT: 000411**

Communication System: 802.11a; Frequency: 5260 MHz; Duty Cycle: 1:1

Medium: HSL\_5000\_101111 Medium parameters used :  $f = 5260 \text{ MHz}$ ;  $\sigma = 4.87 \text{ mho/m}$ ;  $\epsilon_r = 35.4$ ;  $\rho = 1000 \text{ kg/m}^3$

Ambient Temperature :  $22.7 \text{ }^\circ\text{C}$ ; Liquid Temperature :  $21.0 \text{ }^\circ\text{C}$

DASY4 Configuration:

- Probe: EX3DV4 - SN3731; ConvF(4.46, 4.46, 4.46); Calibrated: 2010/9/20
- Sensor-Surface: 2mm (Mechanical Surface Detection)
- Electronics: DAE4 Sn778; Calibrated: 2010/10/22
- Phantom: SAM-Right; Type: QD 000 P40 C; Serial: TP-1383
- Measurement SW: DASY4, V4.7 Build 80; Postprocessing SW: SEMCAD, V1.8 Build 186

**Ch52/Area Scan (121x201x1):** Measurement grid:  $dx=10\text{mm}$ ,  $dy=10\text{mm}$

Maximum value of SAR (interpolated) =  $0.168 \text{ mW/g}$

**Ch52/Zoom Scan (8x8x10)/Cube 1:** Measurement grid:  $dx=4\text{mm}$ ,  $dy=4\text{mm}$ ,  $dz=2.5\text{mm}$

Reference Value =  $2.87 \text{ V/m}$ ; Power Drift =  $-0.143 \text{ dB}$

Peak SAR (extrapolated) =  $0.298 \text{ W/kg}$

**SAR(1 g) =  $0.088 \text{ mW/g}$ ; SAR(10 g) =  $0.029 \text{ mW/g}$**

Maximum value of SAR (measured) =  $0.173 \text{ mW/g}$


**Ch52/Zoom Scan (8x8x10)/Cube 0:** Measurement grid:  $dx=4\text{mm}$ ,  $dy=4\text{mm}$ ,  $dz=2.5\text{mm}$

Reference Value =  $2.87 \text{ V/m}$ ; Power Drift =  $-0.143 \text{ dB}$

Peak SAR (extrapolated) =  $0.413 \text{ W/kg}$

**SAR(1 g) =  $0.081 \text{ mW/g}$ ; SAR(10 g) =  $0.028 \text{ mW/g}$**

Maximum value of SAR (measured) =  $0.154 \text{ mW/g}$



0 dB =  $0.154\text{mW/g}$

## #115 802.11a\_Left Tilted\_Ch52\_Battery 2\_Scanner 1\_Keypad 2

**DUT: 000411**

Communication System: 802.11a; Frequency: 5260 MHz; Duty Cycle: 1:1

Medium: HSL\_5000\_101111 Medium parameters used :  $f = 5260$  MHz;  $\sigma = 4.87$  mho/m;  $\epsilon_r = 35.4$ ;  $\rho = 1000$  kg/m<sup>3</sup>

Ambient Temperature : 22.7 °C ; Liquid Temperature : 21.0 °C

DASY4 Configuration:

- Probe: EX3DV4 - SN3731; ConvF(4.46, 4.46, 4.46); Calibrated: 2010/9/20
- Sensor-Surface: 2mm (Mechanical Surface Detection)
- Electronics: DAE4 Sn778; Calibrated: 2010/10/22
- Phantom: SAM-Right; Type: QD 000 P40 C; Serial: TP-1383
- Measurement SW: DASY4, V4.7 Build 80; Postprocessing SW: SEMCAD, V1.8 Build 186

**Ch52/Area Scan (121x201x1):** Measurement grid: dx=10mm, dy=10mm

Maximum value of SAR (interpolated) = 0.274 mW/g

**Ch52/Zoom Scan (8x8x10)/Cube 0:** Measurement grid: dx=4mm, dy=4mm, dz=2.5mm

Reference Value = 3.19 V/m; Power Drift = 0.103 dB

Peak SAR (extrapolated) = 0.524 W/kg

**SAR(1 g) = 0.151 mW/g; SAR(10 g) = 0.051 mW/g**

Maximum value of SAR (measured) = 0.283 mW/g


**Ch52/Zoom Scan (8x8x10)/Cube 1:** Measurement grid: dx=4mm, dy=4mm, dz=2.5mm

Reference Value = 3.19 V/m; Power Drift = 0.103 dB

Peak SAR (extrapolated) = 0.321 W/kg

**SAR(1 g) = 0.102 mW/g; SAR(10 g) = 0.033 mW/g**

Maximum value of SAR (measured) = 0.193 mW/g



0 dB = 0.193mW/g

### #116 802.11a\_Left Tilted\_Ch52\_Battery 2\_Scanner 1\_Keypad 3

**DUT: 000411**

Communication System: 802.11a; Frequency: 5260 MHz; Duty Cycle: 1:1

Medium: HSL\_5000\_101111 Medium parameters used :  $f = 5260 \text{ MHz}$ ;  $\sigma = 4.87 \text{ mho/m}$ ;  $\epsilon_r = 35.4$ ;  $\rho = 1000 \text{ kg/m}^3$

Ambient Temperature :  $22.7 \text{ }^\circ\text{C}$ ; Liquid Temperature :  $21.0 \text{ }^\circ\text{C}$

DASY4 Configuration:

- Probe: EX3DV4 - SN3731; ConvF(4.46, 4.46, 4.46); Calibrated: 2010/9/20
- Sensor-Surface: 2mm (Mechanical Surface Detection)
- Electronics: DAE4 Sn778; Calibrated: 2010/10/22
- Phantom: SAM-Right; Type: QD 000 P40 C; Serial: TP-1383
- Measurement SW: DASY4, V4.7 Build 80; Postprocessing SW: SEMCAD, V1.8 Build 186

**Ch52/Area Scan (121x201x1):** Measurement grid:  $dx=10\text{mm}$ ,  $dy=10\text{mm}$

Maximum value of SAR (interpolated) =  $0.206 \text{ mW/g}$

**Ch52/Zoom Scan (8x8x10)/Cube 0:** Measurement grid:  $dx=4\text{mm}$ ,  $dy=4\text{mm}$ ,  $dz=2.5\text{mm}$

Reference Value =  $2.93 \text{ V/m}$ ; Power Drift =  $-0.153 \text{ dB}$

Peak SAR (extrapolated) =  $0.448 \text{ W/kg}$

**SAR(1 g) =  $0.131 \text{ mW/g}$ ; SAR(10 g) =  $0.045 \text{ mW/g}$**

Maximum value of SAR (measured) =  $0.251 \text{ mW/g}$


**Ch52/Zoom Scan (8x8x10)/Cube 1:** Measurement grid:  $dx=4\text{mm}$ ,  $dy=4\text{mm}$ ,  $dz=2.5\text{mm}$

Reference Value =  $2.93 \text{ V/m}$ ; Power Drift =  $-0.153 \text{ dB}$

Peak SAR (extrapolated) =  $0.264 \text{ W/kg}$

**SAR(1 g) =  $0.058 \text{ mW/g}$ ; SAR(10 g) =  $0.018 \text{ mW/g}$**

Maximum value of SAR (measured) =  $0.153 \text{ mW/g}$



0 dB =  $0.153\text{mW/g}$

## #117 802.11a\_Left Tilted\_Ch52\_Battery 2\_Scanner 2\_Keypad 1

**DUT: 000411**

Communication System: 802.11a; Frequency: 5260 MHz; Duty Cycle: 1:1

Medium: HSL\_5000\_101111 Medium parameters used :  $f = 5260$  MHz;  $\sigma = 4.87$  mho/m;  $\epsilon_r = 35.4$ ;  $\rho = 1000$  kg/m<sup>3</sup>

Ambient Temperature : 22.7 °C ; Liquid Temperature : 21.0 °C

DASY4 Configuration:

- Probe: EX3DV4 - SN3731; ConvF(4.46, 4.46, 4.46); Calibrated: 2010/9/20
- Sensor-Surface: 2mm (Mechanical Surface Detection)
- Electronics: DAE4 Sn778; Calibrated: 2010/10/22
- Phantom: SAM-Right; Type: QD 000 P40 C; Serial: TP-1383
- Measurement SW: DASY4, V4.7 Build 80; Postprocessing SW: SEMCAD, V1.8 Build 186

**Ch52/Area Scan (121x201x1):** Measurement grid: dx=10mm, dy=10mm

Maximum value of SAR (interpolated) = 0.154 mW/g

**Ch52/Zoom Scan (8x8x10)/Cube 0:** Measurement grid: dx=4mm, dy=4mm, dz=2.5mm

Reference Value = 2.05 V/m; Power Drift = 0.158 dB

Peak SAR (extrapolated) = 0.248 W/kg

**SAR(1 g) = 0.071 mW/g; SAR(10 g) = 0.025 mW/g**

Maximum value of SAR (measured) = 0.142 mW/g


**Ch52/Zoom Scan (8x8x10)/Cube 1:** Measurement grid: dx=4mm, dy=4mm, dz=2.5mm

Reference Value = 2.05 V/m; Power Drift = 0.158 dB

Peak SAR (extrapolated) = 0.202 W/kg

**SAR(1 g) = 0.044 mW/g; SAR(10 g) = 0.00782 mW/g**

Maximum value of SAR (measured) = 0.114 mW/g



0 dB = 0.114mW/g



## #118 802.11a\_Left Tilted\_Ch52\_Battery 2\_Scanner 2\_Keypad 2

**DUT: 000411**

Communication System: 802.11a; Frequency: 5260 MHz; Duty Cycle: 1:1

Medium: HSL\_5000\_101111 Medium parameters used :  $f = 5260$  MHz;  $\sigma = 4.87$  mho/m;  $\epsilon_r = 35.4$ ;  $\rho = 1000$  kg/m<sup>3</sup>

Ambient Temperature : 22.7 °C ; Liquid Temperature : 21.0 °C

DASY4 Configuration:

- Probe: EX3DV4 - SN3731; ConvF(4.46, 4.46, 4.46); Calibrated: 2010/9/20
- Sensor-Surface: 2mm (Mechanical Surface Detection)
- Electronics: DAE4 Sn778; Calibrated: 2010/10/22
- Phantom: SAM-Right; Type: QD 000 P40 C; Serial: TP-1383
- Measurement SW: DASY4, V4.7 Build 80; Postprocessing SW: SEMCAD, V1.8 Build 186

**Ch52/Area Scan (121x201x1):** Measurement grid: dx=20mm, dy=20mm

Maximum value of SAR (interpolated) = 0.356 mW/g

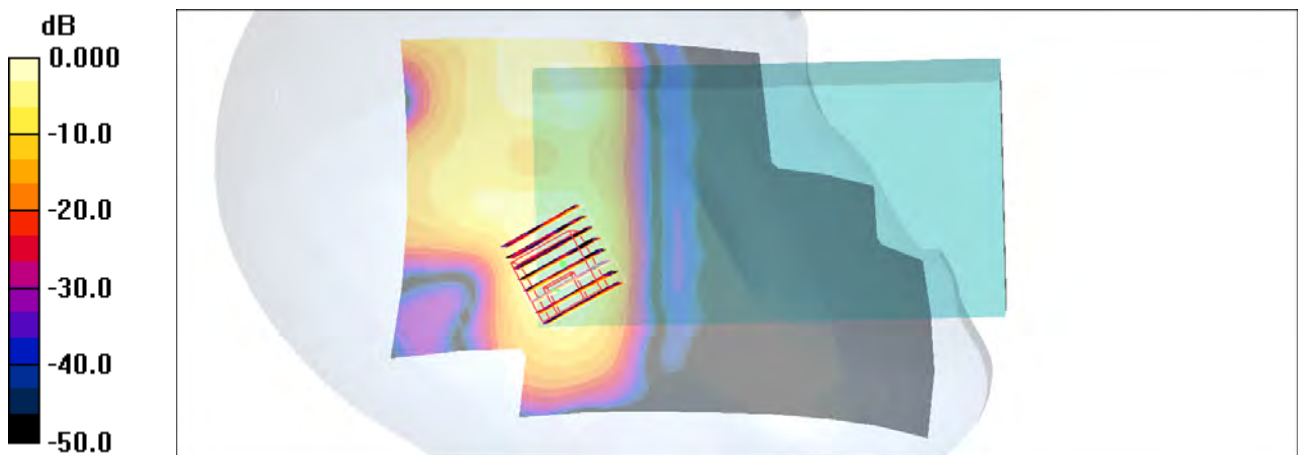
**Ch52/Zoom Scan (8x8x10)/Cube 0:** Measurement grid: dx=4mm, dy=4mm, dz=2.5mm

Reference Value = 3.79 V/m; Power Drift = 0.195 dB

Peak SAR (extrapolated) = 0.517 W/kg

**SAR(1 g) = 0.165 mW/g; SAR(10 g) = 0.043 mW/g**

Maximum value of SAR (measured) = 0.313 mW/g



0 dB = 0.313mW/g

## #118 802.11a\_Left Tilted\_Ch52\_Battery 2\_Scanner 2\_Keypad 2\_2D

**DUT: 000411**

Communication System: 802.11a; Frequency: 5260 MHz; Duty Cycle: 1:1

Medium: HSL\_5000\_101111 Medium parameters used :  $f = 5260$  MHz;  $\sigma = 4.87$  mho/m;  $\epsilon_r = 35.4$ ;

$\rho = 1000$  kg/m<sup>3</sup>

Ambient Temperature : 22.7 °C ; Liquid Temperature : 21.0 °C

DASY4 Configuration:

- Probe: EX3DV4 - SN3731; ConvF(4.46, 4.46, 4.46); Calibrated: 2010/9/20
- Sensor-Surface: 2mm (Mechanical Surface Detection)
- Electronics: DAE4 Sn778; Calibrated: 2010/10/22
- Phantom: SAM-Right; Type: QD 000 P40 C; Serial: TP-1383
- Measurement SW: DASY4, V4.7 Build 80; Postprocessing SW: SEMCAD, V1.8 Build 186

**Ch52/Area Scan (121x201x1):** Measurement grid: dx=10mm, dy=10mm

Maximum value of SAR (interpolated) = 0.356 mW/g

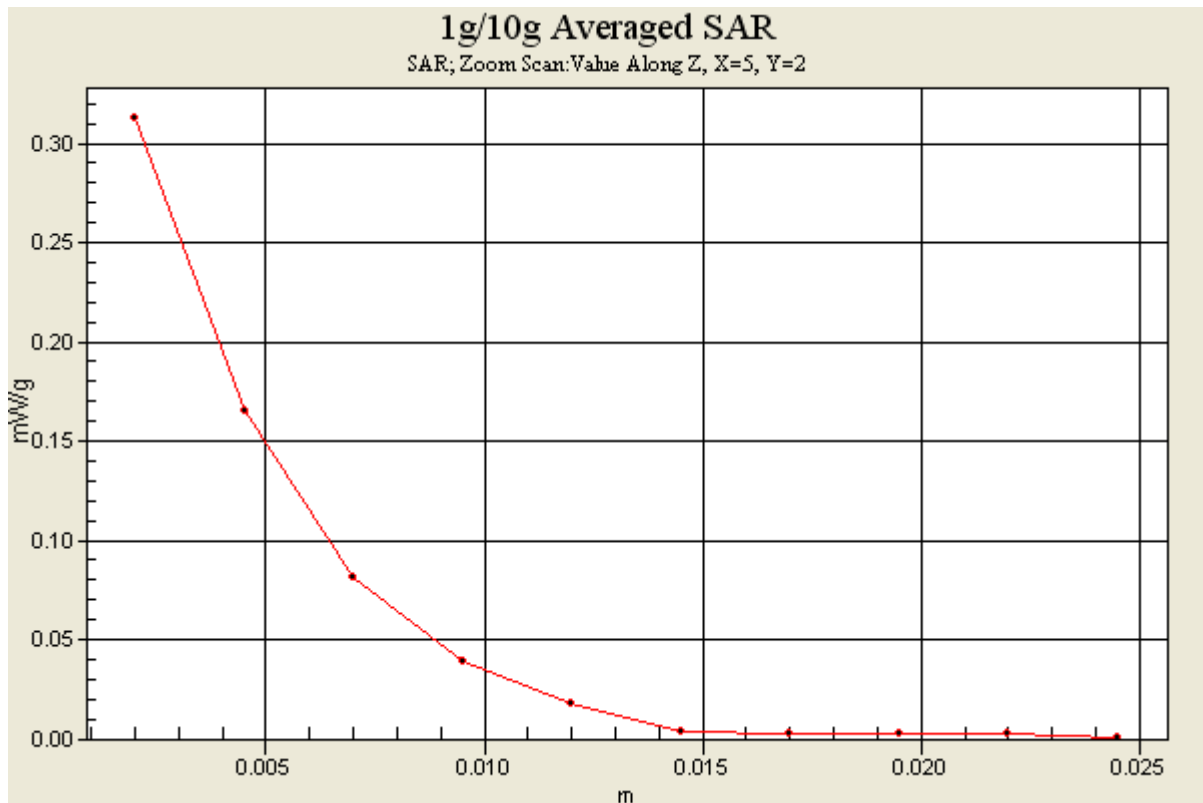
**Ch52/Zoom Scan (8x8x10)/Cube 0:** Measurement grid: dx=4mm, dy=4mm, dz=2.5mm

Reference Value = 3.79 V/m; Power Drift = 0.195 dB

Peak SAR (extrapolated) = 0.517 W/kg

**SAR(1 g) = 0.165 mW/g; SAR(10 g) = 0.043 mW/g**

Maximum value of SAR (measured) = 0.313 mW/g





### #119 802.11a\_Left Tilted\_Ch52\_Battery 2\_Scanner 2\_Keypad 3

**DUT: 000411**

Communication System: 802.11a; Frequency: 5260 MHz; Duty Cycle: 1:1

Medium: HSL\_5000\_101111 Medium parameters used :  $f = 5260 \text{ MHz}$ ;  $\sigma = 4.87 \text{ mho/m}$ ;  $\epsilon_r = 35.4$ ;  $\rho = 1000 \text{ kg/m}^3$

Ambient Temperature : 22.7 °C ; Liquid Temperature : 21.0 °C

DASY4 Configuration:

- Probe: EX3DV4 - SN3731; ConvF(4.46, 4.46, 4.46); Calibrated: 2010/9/20
- Sensor-Surface: 2mm (Mechanical Surface Detection)
- Electronics: DAE4 Sn778; Calibrated: 2010/10/22
- Phantom: SAM-Right; Type: QD 000 P40 C; Serial: TP-1383
- Measurement SW: DASY4, V4.7 Build 80; Postprocessing SW: SEMCAD, V1.8 Build 186

**Ch52/Area Scan (121x201x1):** Measurement grid: dx=10mm, dy=10mm

Maximum value of SAR (interpolated) = 0.151 mW/g

**Ch52/Zoom Scan (8x8x10)/Cube 1:** Measurement grid: dx=4mm, dy=4mm, dz=2.5mm

Reference Value = 2.42 V/m; Power Drift = 0.117 dB

Peak SAR (extrapolated) = 0.265 W/kg

**SAR(1 g) = 0.080 mW/g; SAR(10 g) = 0.027 mW/g**

Maximum value of SAR (measured) = 0.152 mW/g


**Ch52/Zoom Scan (8x8x10)/Cube 0:** Measurement grid: dx=4mm, dy=4mm, dz=2.5mm

Reference Value = 2.42 V/m; Power Drift = 0.117 dB

Peak SAR (extrapolated) = 0.214 W/kg

**SAR(1 g) = 0.067 mW/g; SAR(10 g) = 0.022 mW/g**

Maximum value of SAR (measured) = 0.129 mW/g



0 dB = 0.129mW/g

## #120 802.11a\_Right Check\_Ch52\_Battery 2\_Scanner 2\_Keypad 2

**DUT: 000411**

Communication System: 802.11a; Frequency: 5260 MHz; Duty Cycle: 1:1

Medium: HSL\_5000\_101111 Medium parameters used :  $f = 5260$  MHz;  $\sigma = 4.87$  mho/m;  $\epsilon_r = 35.4$ ;  $\rho = 1000$  kg/m<sup>3</sup>

Ambient Temperature : 22.7 °C ; Liquid Temperature : 21.0 °C

DASY4 Configuration:

- Probe: EX3DV4 - SN3731; ConvF(4.46, 4.46, 4.46); Calibrated: 2010/9/20
- Sensor-Surface: 2mm (Mechanical Surface Detection)
- Electronics: DAE4 Sn778; Calibrated: 2010/10/22
- Phantom: SAM-Right; Type: QD 000 P40 C; Serial: TP-1383
- Measurement SW: DASY4, V4.7 Build 80; Postprocessing SW: SEMCAD, V1.8 Build 186

**Ch52/Area Scan (121x201x1):** Measurement grid: dx=10mm, dy=10mm

Maximum value of SAR (interpolated) = 0.251 mW/g


**Ch52/Zoom Scan (8x8x10)/Cube 0:** Measurement grid: dx=4mm, dy=4mm, dz=2.5mm

Reference Value = 3.31 V/m; Power Drift = -0.181 dB

Peak SAR (extrapolated) = 0.255 W/kg

**SAR(1 g) = 0.075 mW/g; SAR(10 g) = 0.020 mW/g**

Maximum value of SAR (measured) = 0.150 mW/g



0 dB = 0.150mW/g

## #121 802.11a\_Right Tilted\_Ch52\_Battery 2\_Scanner 2\_Keypad 2

**DUT: 000411**

Communication System: 802.11a; Frequency: 5260 MHz; Duty Cycle: 1:1

Medium: HSL\_5000\_101111 Medium parameters used :  $f = 5260$  MHz;  $\sigma = 4.87$  mho/m;  $\epsilon_r = 35.4$ ;  $\rho = 1000$  kg/m<sup>3</sup>

Ambient Temperature : 22.7 °C ; Liquid Temperature : 21.0 °C

DASY4 Configuration:

- Probe: EX3DV4 - SN3731; ConvF(4.46, 4.46, 4.46); Calibrated: 2010/9/20
- Sensor-Surface: 2mm (Mechanical Surface Detection)
- Electronics: DAE4 Sn778; Calibrated: 2010/10/22
- Phantom: SAM-Right; Type: QD 000 P40 C; Serial: TP-1383
- Measurement SW: DASY4, V4.7 Build 80; Postprocessing SW: SEMCAD, V1.8 Build 186

**Ch52/Area Scan (121x201x1):** Measurement grid: dx=10mm, dy=10mm

Maximum value of SAR (interpolated) = 0.315 mW/g

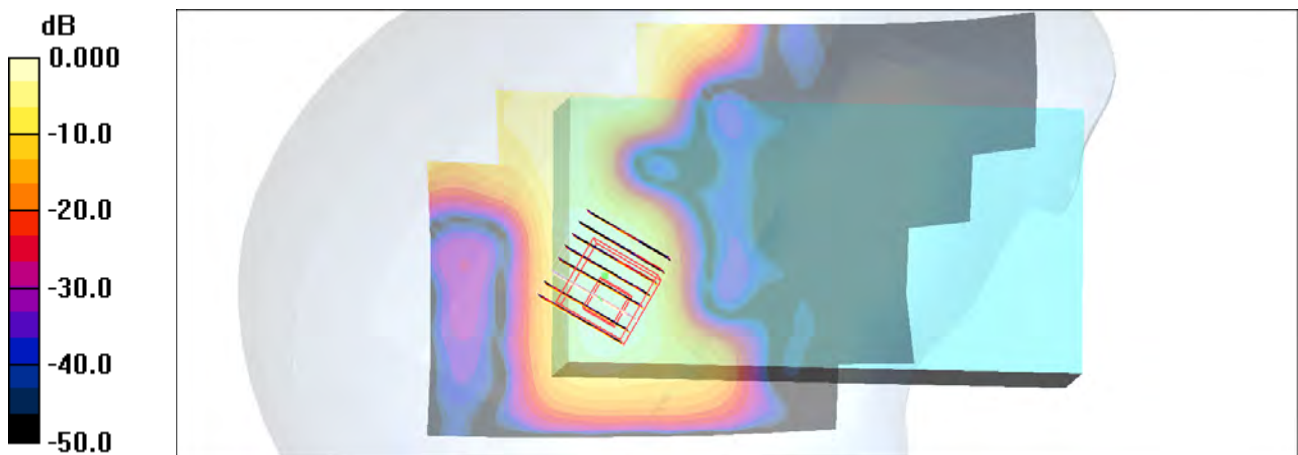
**Ch52/Zoom Scan (8x8x10)/Cube 0:** Measurement grid: dx=4mm, dy=4mm, dz=2.5mm

Reference Value = 2.89 V/m; Power Drift = 0.130 dB

Peak SAR (extrapolated) = 0.297 W/kg

**SAR(1 g) = 0.089 mW/g; SAR(10 g) = 0.027 mW/g**

Maximum value of SAR (measured) = 0.174 mW/g



0 dB = 0.174mW/g

## #122 802.11a\_Left Check\_Ch52\_Battery 2\_Scanner 2\_Keypad 2

**DUT: 000411**

Communication System: 802.11a; Frequency: 5260 MHz; Duty Cycle: 1:1

Medium: HSL\_5000\_101111 Medium parameters used :  $f = 5260$  MHz;  $\sigma = 4.87$  mho/m;  $\epsilon_r = 35.4$ ;  $\rho$

$= 1000$  kg/m<sup>3</sup>

Ambient Temperature : 22.7 °C ; Liquid Temperature : 21.0 °C

DASY4 Configuration:

- Probe: EX3DV4 - SN3731; ConvF(4.46, 4.46, 4.46); Calibrated: 2010/9/20

- Sensor-Surface: 2mm (Mechanical Surface Detection)

- Electronics: DAE4 Sn778; Calibrated: 2010/10/22

- Phantom: SAM-Right; Type: QD 000 P40 C; Serial: TP-1383

- Measurement SW: DASY4, V4.7 Build 80; Postprocessing SW: SEMCAD, V1.8 Build 186

**Ch52/Area Scan (121x201x1):** Measurement grid: dx=10mm, dy=10mm

Maximum value of SAR (interpolated) = 0.352 mW/g

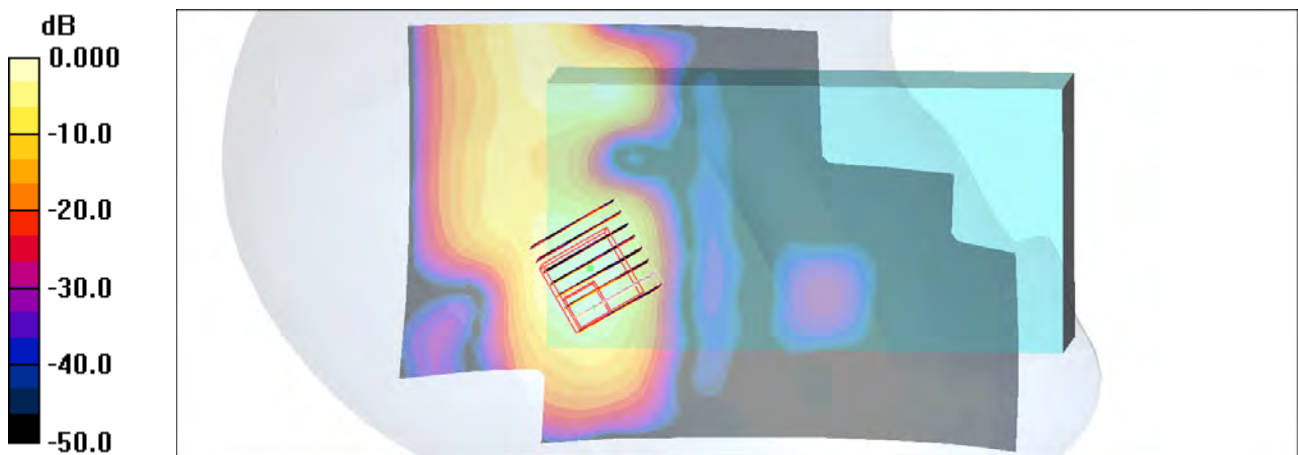
**Ch52/Zoom Scan (8x8x10)/Cube 0:** Measurement grid: dx=4mm, dy=4mm, dz=2.5mm

Reference Value = 3.52 V/m; Power Drift = 0.146 dB

Peak SAR (extrapolated) = 0.372 W/kg

**SAR(1 g) = 0.117 mW/g; SAR(10 g) = 0.026 mW/g**

Maximum value of SAR (measured) = 0.228 mW/g



0 dB = 0.228mW/g

## #123 802.11a\_Left Tilted\_Ch60\_Battery 2\_Scanner 2\_Keypad 2

**DUT: 000411**

Communication System: 802.11a; Frequency: 5300 MHz; Duty Cycle: 1:1

Medium: HSL\_5000\_101111 Medium parameters used:  $f = 5300$  MHz;  $\sigma = 4.91$  mho/m;  $\epsilon_r = 35.4$ ;  $\rho = 1000$  kg/m<sup>3</sup>

Ambient Temperature : 22.7 °C ; Liquid Temperature : 21.0 °C

DASY4 Configuration:

- Probe: EX3DV4 - SN3731; ConvF(4.46, 4.46, 4.46); Calibrated: 2010/9/20
- Sensor-Surface: 2mm (Mechanical Surface Detection)
- Electronics: DAE4 Sn778; Calibrated: 2010/10/22
- Phantom: SAM-Right; Type: QD 000 P40 C; Serial: TP-1383
- Measurement SW: DASY4, V4.7 Build 80; Postprocessing SW: SEMCAD, V1.8 Build 186

**Ch60/Area Scan (121x201x1):** Measurement grid: dx=10mm, dy=10mm

Maximum value of SAR (interpolated) = 0.169 mW/g

**Ch60/Zoom Scan (8x8x10)/Cube 1:** Measurement grid: dx=4mm, dy=4mm, dz=2.5mm

Reference Value = 3.07 V/m; Power Drift = 0.105 dB

Peak SAR (extrapolated) = 0.378 W/kg

**SAR(1 g) = 0.081 mW/g; SAR(10 g) = 0.016 mW/g**

Maximum value of SAR (measured) = 0.233 mW/g


**Ch60/Zoom Scan (8x8x10)/Cube 0:** Measurement grid: dx=4mm, dy=4mm, dz=2.5mm

Reference Value = 3.07 V/m; Power Drift = 0.105 dB

Peak SAR (extrapolated) = 0.246 W/kg

**SAR(1 g) = 0.078 mW/g; SAR(10 g) = 0.029 mW/g**

Maximum value of SAR (measured) = 0.146 mW/g



0 dB = 0.146mW/g

## #124 802.11a\_Left Tilted\_Ch64\_Battery 2\_Scanner 2\_Keypad 2

**DUT: 000411**

Communication System: 802.11a; Frequency: 5320 MHz; Duty Cycle: 1:1

Medium: HSL\_5000\_101111 Medium parameters used :  $f = 5320$  MHz;  $\sigma = 4.93$  mho/m;  $\epsilon_r = 35.3$ ;  $\rho = 1000$  kg/m<sup>3</sup>

Ambient Temperature : 22.7 °C ; Liquid Temperature : 21.0 °C

DASY4 Configuration:

- Probe: EX3DV4 - SN3731; ConvF(4.46, 4.46, 4.46); Calibrated: 2010/9/20
- Sensor-Surface: 2mm (Mechanical Surface Detection)
- Electronics: DAE4 Sn778; Calibrated: 2010/10/22
- Phantom: SAM-Right; Type: QD 000 P40 C; Serial: TP-1383
- Measurement SW: DASY4, V4.7 Build 80; Postprocessing SW: SEMCAD, V1.8 Build 186

**Ch64/Area Scan (121x201x1):** Measurement grid: dx=10mm, dy=10mm

Maximum value of SAR (interpolated) = 0.100 mW/g

**Ch64/Zoom Scan (8x8x10)/Cube 0:** Measurement grid: dx=4mm, dy=4mm, dz=2.5mm

Reference Value = 1.59 V/m; Power Drift = 0.175 dB

Peak SAR (extrapolated) = 0.156 W/kg

**SAR(1 g) = 0.029 mW/g; SAR(10 g) = 0.00514 mW/g**

Maximum value of SAR (measured) = 0.096 mW/g


**Ch64/Zoom Scan (8x8x10)/Cube 1:** Measurement grid: dx=4mm, dy=4mm, dz=2.5mm

Reference Value = 1.59 V/m; Power Drift = 0.175 dB

Peak SAR (extrapolated) = 0.109 W/kg

**SAR(1 g) = 0.027 mW/g; SAR(10 g) = 0.010 mW/g**

Maximum value of SAR (measured) = 0.063 mW/g



0 dB = 0.063mW/g



## #125 802.11a\_Left Tilted\_Ch104\_Battery 1\_Scanner 1\_Keypad 1

**DUT: 000411**

Communication System: 802.11a; Frequency: 5520 MHz; Duty Cycle: 1:1

Medium: HSL\_5000\_101111 Medium parameters used :  $f = 5520$  MHz;  $\sigma = 5.14$  mho/m;  $\epsilon_r = 34.9$ ;  $\rho$

$= 1000$  kg/m<sup>3</sup>

Ambient Temperature : 22.7 °C ; Liquid Temperature : 21.0 °C

DASY4 Configuration:

- Probe: EX3DV4 - SN3731; ConvF(4.46, 4.46, 4.46); Calibrated: 2010/9/20
- Sensor-Surface: 2mm (Mechanical Surface Detection)
- Electronics: DAE4 Sn778; Calibrated: 2010/10/22
- Phantom: SAM-Right; Type: QD 000 P40 C; Serial: TP-1383
- Measurement SW: DASY4, V4.7 Build 80; Postprocessing SW: SEMCAD, V1.8 Build 186

**Ch104/Area Scan (101x201x1):** Measurement grid: dx=10mm, dy=10mm

Maximum value of SAR (interpolated) = 0.178 mW/g

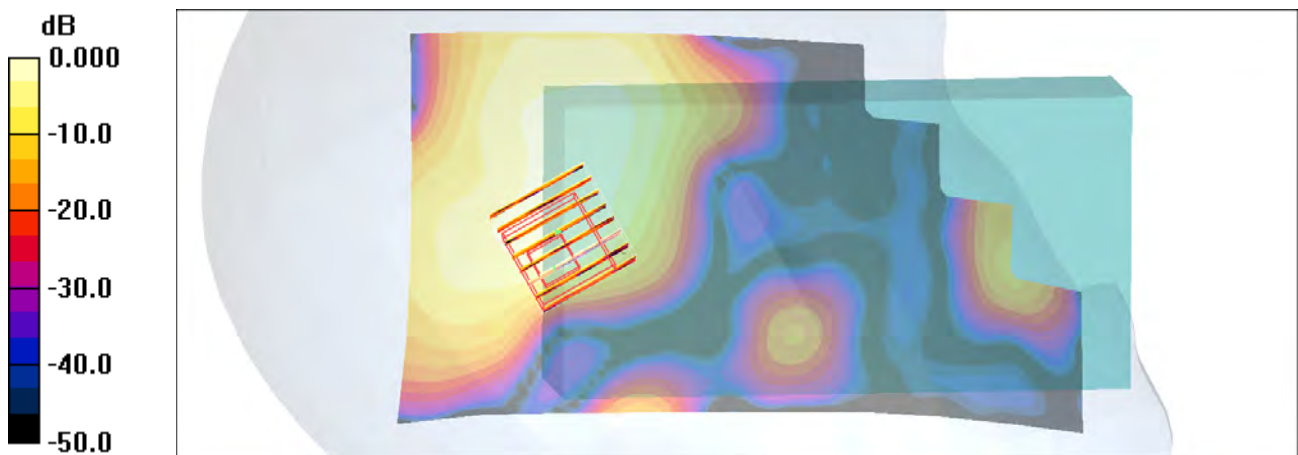
**Ch104/Zoom Scan (8x8x10)/Cube 0:** Measurement grid: dx=4mm, dy=4mm, dz=2.5mm

Reference Value = 1.97 V/m; Power Drift = -0.139 dB

Peak SAR (extrapolated) = 0.223 W/kg

**SAR(1 g) = 0.068 mW/g; SAR(10 g) = 0.022 mW/g**

Maximum value of SAR (measured) = 0.133 mW/g



0 dB = 0.133mW/g

## #126 802.11a\_Left Tilted\_Ch104\_Battery 1\_Scanner 1\_Keypad 2

**DUT: 000411**

Communication System: 802.11a; Frequency: 5520 MHz; Duty Cycle: 1:1

Medium: HSL\_5000\_101111 Medium parameters used :  $f = 5520$  MHz;  $\sigma = 5.14$  mho/m;  $\epsilon_r = 34.9$ ;  $\rho$

$= 1000$  kg/m<sup>3</sup>

Ambient Temperature : 22.7 °C; Liquid Temperature : 21.0 °C

DASY4 Configuration:

- Probe: EX3DV4 - SN3731; ConvF(4.46, 4.46, 4.46); Calibrated: 2010/9/20
- Sensor-Surface: 2mm (Mechanical Surface Detection)
- Electronics: DAE4 Sn778; Calibrated: 2010/10/22
- Phantom: SAM-Right; Type: QD 000 P40 C; Serial: TP-1383
- Measurement SW: DASY4, V4.7 Build 80; Postprocessing SW: SEMCAD, V1.8 Build 186

**Ch104/Area Scan (101x201x1):** Measurement grid: dx=10mm, dy=10mm

Maximum value of SAR (interpolated) = 0.173 mW/g


**Ch104/Zoom Scan (8x8x10)/Cube 0:** Measurement grid: dx=4mm, dy=4mm, dz=2.5mm

Reference Value = 1.82 V/m; Power Drift = -0.140 dB

Peak SAR (extrapolated) = 0.295 W/kg

**SAR(1 g) = 0.084 mW/g; SAR(10 g) = 0.029 mW/g**

Maximum value of SAR (measured) = 0.165 mW/g



0 dB = 0.165mW/g



### #127 802.11a\_Left Tilted\_Ch104\_Battery 1\_Scanner 1\_Keypad 3

**DUT: 000411**

Communication System: 802.11a; Frequency: 5520 MHz; Duty Cycle: 1:1

Medium: HSL\_5000\_101111 Medium parameters used :  $f = 5520$  MHz;  $\sigma = 5.14$  mho/m;  $\epsilon_r = 34.9$ ;  $\rho = 1000$  kg/m<sup>3</sup>

Ambient Temperature : 22.7 °C ; Liquid Temperature : 21.0 °C

DASY4 Configuration:

- Probe: EX3DV4 - SN3731; ConvF(4.46, 4.46, 4.46); Calibrated: 2010/9/20
- Sensor-Surface: 2mm (Mechanical Surface Detection)
- Electronics: DAE4 Sn778; Calibrated: 2010/10/22
- Phantom: SAM-Right; Type: QD 000 P40 C; Serial: TP-1383
- Measurement SW: DASY4, V4.7 Build 80; Postprocessing SW: SEMCAD, V1.8 Build 186

**Ch104/Area Scan (101x201x1):** Measurement grid: dx=20mm, dy=20mm

Maximum value of SAR (interpolated) = 0.164 mW/g

**Ch104/Zoom Scan (8x8x10)/Cube 0:** Measurement grid: dx=4mm, dy=4mm, dz=2.5mm

Reference Value = 2.41 V/m; Power Drift = 0.130 dB

Peak SAR (extrapolated) = 0.620 W/kg

**SAR(1 g) = 0.116 mW/g; SAR(10 g) = 0.039 mW/g**

Maximum value of SAR (measured) = 0.230 mW/g

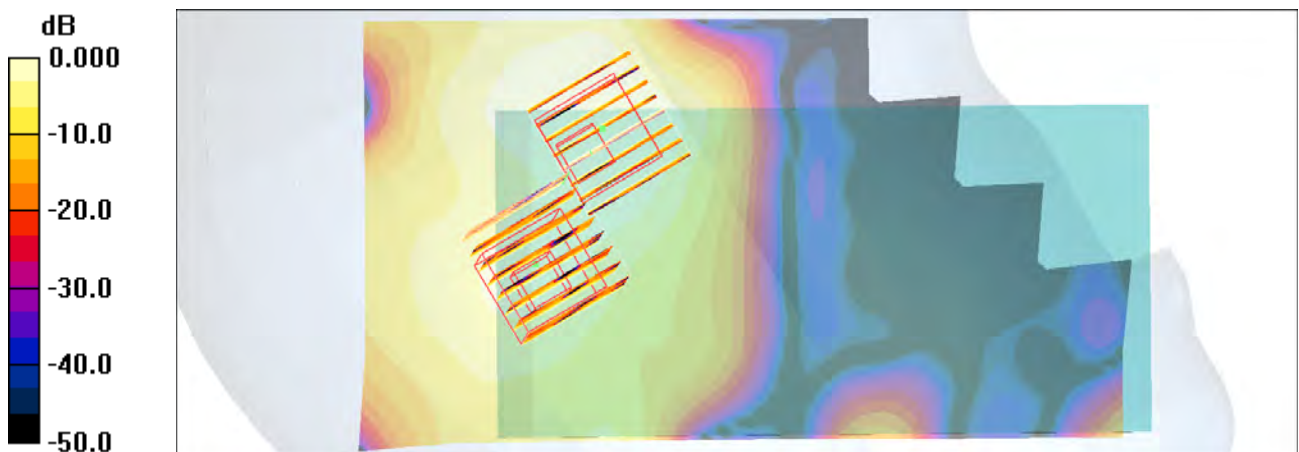
**Ch104/Zoom Scan (8x8x10)/Cube 1:** Measurement grid: dx=4mm, dy=4mm, dz=2.5mm

Reference Value = 2.41 V/m; Power Drift = 0.130 dB

Peak SAR (extrapolated) = 0.201 W/kg

**SAR(1 g) = 0.063 mW/g; SAR(10 g) = 0.021 mW/g**

Maximum value of SAR (measured) = 0.123 mW/g



0 dB = 0.123mW/g

## #127 802.11a\_Left Tilted\_Ch104\_Battery 1\_Scanner 1\_Keypad 3\_2D

**DUT: 000411**

Communication System: 802.11a; Frequency: 5520 MHz; Duty Cycle: 1:1

Medium: HSL\_5000\_101111 Medium parameters used :  $f = 5520$  MHz;  $\sigma = 5.14$  mho/m;  $\epsilon_r = 34.9$ ;

$\rho = 1000$  kg/m<sup>3</sup>

Ambient Temperature : 22.7 °C; Liquid Temperature : 21.0 °C

DASY4 Configuration:

- Probe: EX3DV4 - SN3731; ConvF(4.46, 4.46, 4.46); Calibrated: 2010/9/20
- Sensor-Surface: 2mm (Mechanical Surface Detection)
- Electronics: DAE4 Sn778; Calibrated: 2010/10/22
- Phantom: SAM-Right; Type: QD 000 P40 C; Serial: TP-1383
- Measurement SW: DASY4, V4.7 Build 80; Postprocessing SW: SEMCAD, V1.8 Build 186

**Ch104/Area Scan (101x201x1):** Measurement grid: dx=10mm, dy=10mm

Maximum value of SAR (interpolated) = 0.164 mW/g

**Ch104/Zoom Scan (8x8x10)/Cube 0:** Measurement grid: dx=4mm, dy=4mm, dz=2.5mm

Reference Value = 2.41 V/m; Power Drift = 0.130 dB

Peak SAR (extrapolated) = 0.620 W/kg

**SAR(1 g) = 0.116 mW/g; SAR(10 g) = 0.039 mW/g**

Maximum value of SAR (measured) = 0.230 mW/g

**Ch104/Zoom Scan (8x8x10)/Cube 1:** Measurement grid: dx=4mm, dy=4mm, dz=2.5mm

Reference Value = 2.41 V/m; Power Drift = 0.130 dB

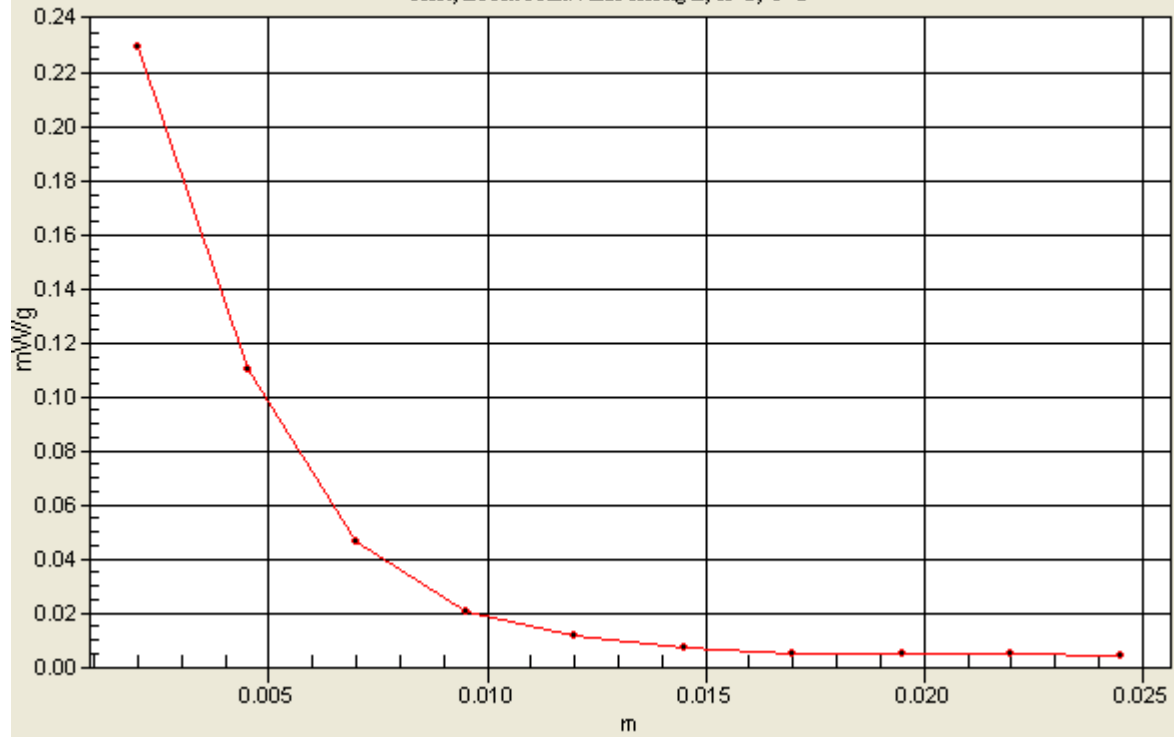
Peak SAR (extrapolated) = 0.201 W/kg

**SAR(1 g) = 0.063 mW/g; SAR(10 g) = 0.021 mW/g**

Maximum value of SAR (measured) = 0.123 mW/g

# 1g/10g Averaged SAR

SAR; Zoom Scan: Value Along Z, X=5, Y=3



## #128 802.11a\_Left Tilted\_Ch104\_Battery 1\_Scanner 2\_Keypad 1

**DUT: 000411**

Communication System: 802.11a; Frequency: 5520 MHz; Duty Cycle: 1:1

Medium: HSL\_5000\_101111 Medium parameters used :  $f = 5520$  MHz;  $\sigma = 5.14$  mho/m;  $\epsilon_r = 34.9$ ;  $\rho = 1000$  kg/m<sup>3</sup>

Ambient Temperature : 22.7 °C ; Liquid Temperature : 21.0 °C

DASY4 Configuration:

- Probe: EX3DV4 - SN3731; ConvF(4.46, 4.46, 4.46); Calibrated: 2010/9/20
- Sensor-Surface: 2mm (Mechanical Surface Detection)
- Electronics: DAE4 Sn778; Calibrated: 2010/10/22
- Phantom: SAM-Right; Type: QD 000 P40 C; Serial: TP-1383
- Measurement SW: DASY4, V4.7 Build 80; Postprocessing SW: SEMCAD, V1.8 Build 186

**Ch104/Area Scan (101x201x1):** Measurement grid: dx=10mm, dy=10mm

Maximum value of SAR (interpolated) = 0.178 mW/g

**Ch104/Zoom Scan (8x8x10)/Cube 0:** Measurement grid: dx=4mm, dy=4mm, dz=2.5mm

Reference Value = 2.73 V/m; Power Drift = 0.184 dB

Peak SAR (extrapolated) = 0.349 W/kg

**SAR(1 g) = 0.094 mW/g; SAR(10 g) = 0.031 mW/g**

Maximum value of SAR (measured) = 0.187 mW/g

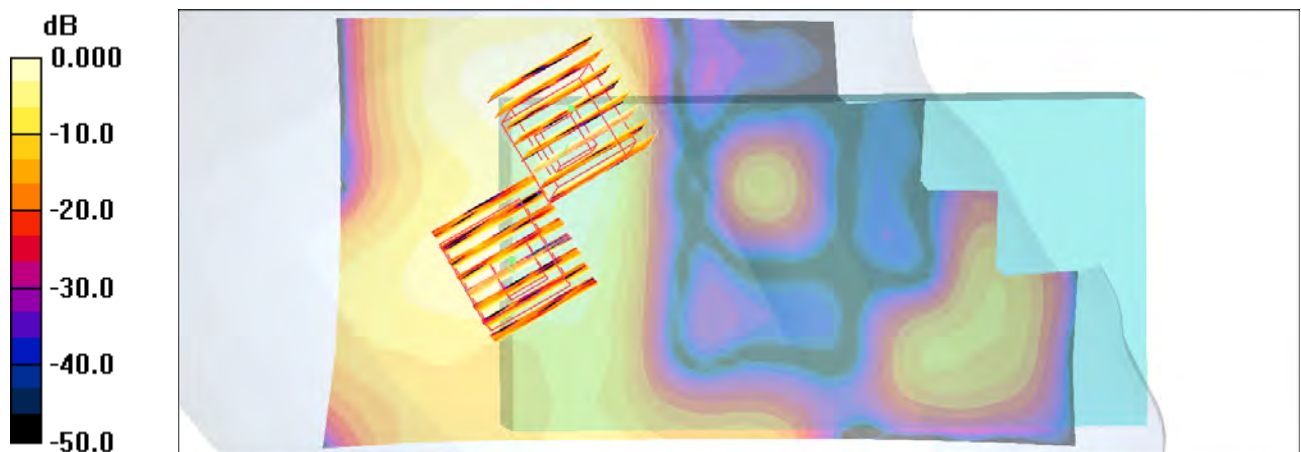
**Ch104/Zoom Scan (8x8x10)/Cube 1:** Measurement grid: dx=4mm, dy=4mm, dz=2.5mm

Reference Value = 2.73 V/m; Power Drift = 0.184 dB

Peak SAR (extrapolated) = 0.203 W/kg

**SAR(1 g) = 0.062 mW/g; SAR(10 g) = 0.020 mW/g**

Maximum value of SAR (measured) = 0.122 mW/g



0 dB = 0.122mW/g

## #129 802.11a\_Left Tilted\_Ch104\_Battery 1\_Scanner 2\_Keypad 2

**DUT: 000411**

Communication System: 802.11a; Frequency: 5520 MHz; Duty Cycle: 1:1

Medium: HSL\_5000\_101111 Medium parameters used :  $f = 5520$  MHz;  $\sigma = 5.14$  mho/m;  $\epsilon_r = 34.9$ ;  $\rho = 1000$  kg/m<sup>3</sup>

Ambient Temperature : 22.7 °C ; Liquid Temperature : 21.0 °C

DASY4 Configuration:

- Probe: EX3DV4 - SN3731; ConvF(4.46, 4.46, 4.46); Calibrated: 2010/9/20
- Sensor-Surface: 2mm (Mechanical Surface Detection)
- Electronics: DAE4 Sn778; Calibrated: 2010/10/22
- Phantom: SAM-Right; Type: QD 000 P40 C; Serial: TP-1383
- Measurement SW: DASY4, V4.7 Build 80; Postprocessing SW: SEMCAD, V1.8 Build 186

**Ch104/Area Scan (101x201x1):** Measurement grid: dx=10mm, dy=10mm

Maximum value of SAR (interpolated) = 0.110 mW/g


**Ch104/Zoom Scan (8x8x10)/Cube 0:** Measurement grid: dx=4mm, dy=4mm, dz=2.5mm

Reference Value = 1.72 V/m; Power Drift = 0.144 dB

Peak SAR (extrapolated) = 0.139 W/kg

**SAR(1 g) = 0.033 mW/g; SAR(10 g) = 0.012 mW/g**

Maximum value of SAR (measured) = 0.068 mW/g



0 dB = 0.068mW/g

### #130 802.11a\_Left Tilted\_Ch104\_Battery 1\_Scanner 2\_Keypad 3

**DUT: 000411**

Communication System: 802.11a; Frequency: 5520 MHz; Duty Cycle: 1:1

Medium: HSL\_5000\_101111 Medium parameters used :  $f = 5520 \text{ MHz}$ ;  $\sigma = 5.14 \text{ mho/m}$ ;  $\epsilon_r = 34.9$ ;  $\rho = 1000 \text{ kg/m}^3$

Ambient Temperature :  $22.7 \text{ }^\circ\text{C}$ ; Liquid Temperature :  $21.0 \text{ }^\circ\text{C}$

DASY4 Configuration:

- Probe: EX3DV4 - SN3731; ConvF(4.46, 4.46, 4.46); Calibrated: 2010/9/20
- Sensor-Surface: 2mm (Mechanical Surface Detection)
- Electronics: DAE4 Sn778; Calibrated: 2010/10/22
- Phantom: SAM-Right; Type: QD 000 P40 C; Serial: TP-1383
- Measurement SW: DASY4, V4.7 Build 80; Postprocessing SW: SEMCAD, V1.8 Build 186

**Ch104/Area Scan (101x201x1):** Measurement grid:  $dx=10\text{mm}$ ,  $dy=10\text{mm}$

Maximum value of SAR (interpolated) =  $0.144 \text{ mW/g}$


**Ch104/Zoom Scan (8x8x10)/Cube 0:** Measurement grid:  $dx=4\text{mm}$ ,  $dy=4\text{mm}$ ,  $dz=2.5\text{mm}$

Reference Value =  $1.77 \text{ V/m}$ ; Power Drift =  $0.184 \text{ dB}$

Peak SAR (extrapolated) =  $0.200 \text{ W/kg}$

**SAR(1 g) =  $0.058 \text{ mW/g}$ ; SAR(10 g) =  $0.020 \text{ mW/g}$**

Maximum value of SAR (measured) =  $0.115 \text{ mW/g}$



0 dB =  $0.115\text{mW/g}$

### #131 802.11a\_Left Tilted\_Ch104\_Battery 2\_Scanner 1\_Keypad 1

**DUT: 000411**

Communication System: 802.11a; Frequency: 5520 MHz; Duty Cycle: 1:1

Medium: HSL\_5000\_101111 Medium parameters used :  $f = 5520$  MHz;  $\sigma = 5.14$  mho/m;  $\epsilon_r = 34.9$ ;  $\rho$

$= 1000$  kg/m<sup>3</sup>

Ambient Temperature : 22.7 °C; Liquid Temperature : 21.0 °C

DASY4 Configuration:

- Probe: EX3DV4 - SN3731; ConvF(4.46, 4.46, 4.46); Calibrated: 2010/9/20
- Sensor-Surface: 2mm (Mechanical Surface Detection)
- Electronics: DAE4 Sn778; Calibrated: 2010/10/22
- Phantom: SAM-Right; Type: QD 000 P40 C; Serial: TP-1383
- Measurement SW: DASY4, V4.7 Build 80; Postprocessing SW: SEMCAD, V1.8 Build 186

**Ch104/Area Scan (51x101x1):** Measurement grid: dx=20mm, dy=20mm

Maximum value of SAR (interpolated) = 0.137 mW/g

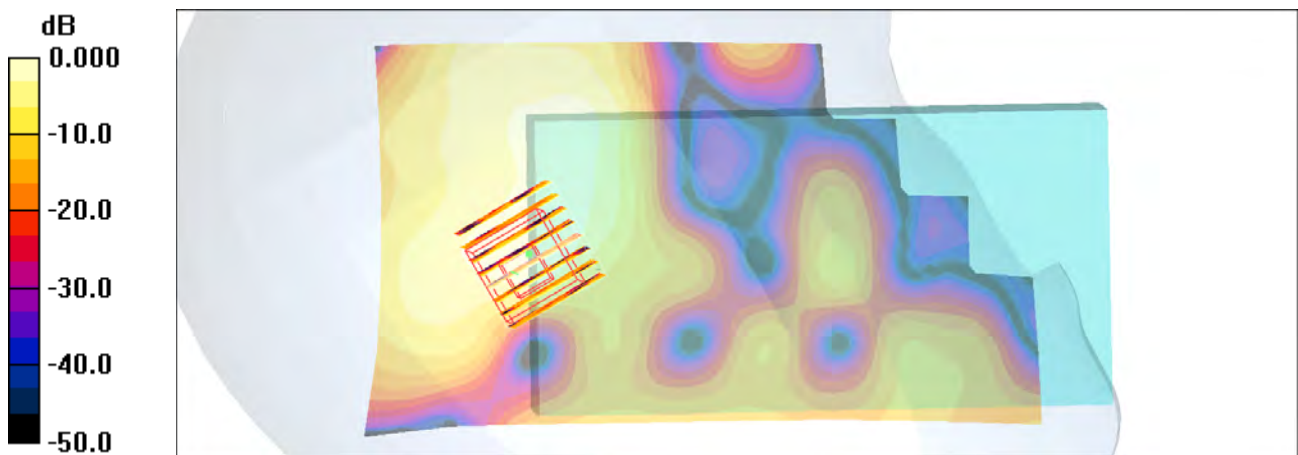
**Ch104/Zoom Scan (8x8x10)/Cube 0:** Measurement grid: dx=4mm, dy=4mm, dz=2.5mm

Reference Value = 2.00 V/m; Power Drift = -0.107 dB

Peak SAR (extrapolated) = 0.338 W/kg

**SAR(1 g) = 0.057 mW/g; SAR(10 g) = 0.019 mW/g**

Maximum value of SAR (measured) = 0.111 mW/g



0 dB = 0.111mW/g



### #132 802.11a\_Left Tilted\_Ch104\_Battery 2\_Scanner 1\_Keypad 2

**DUT: 000411**

Communication System: 802.11a; Frequency: 5520 MHz; Duty Cycle: 1:1

Medium: HSL\_5000\_101111 Medium parameters used:  $f = 5520$  MHz;  $\sigma = 5.14$  mho/m;  $\epsilon_r = 34.9$ ;  $\rho = 1000$  kg/m<sup>3</sup>

Ambient Temperature : 22.5 °C; Liquid Temperature : 21.0 °C

DASY4 Configuration:

- Probe: EX3DV4 - SN3731; ConvF(4.46, 4.46, 4.46); Calibrated: 2010/9/20
- Sensor-Surface: 2mm (Mechanical Surface Detection)
- Electronics: DAE4 Sn778; Calibrated: 2010/10/22
- Phantom: SAM-Right; Type: QD 000 P40 C; Serial: TP-1383
- Measurement SW: DASY4, V4.7 Build 80; Postprocessing SW: SEMCAD, V1.8 Build 186

**Ch104/Area Scan (101x201x1):** Measurement grid: dx=10mm, dy=10mm

Maximum value of SAR (interpolated) = 0.115 mW/g

**Ch104/Zoom Scan (8x8x10)/Cube 0:** Measurement grid: dx=4mm, dy=4mm, dz=2.5mm

Reference Value = 1.49 V/m; Power Drift = 0.414 dB

Peak SAR (extrapolated) = 0.228 W/kg

**SAR(1 g) = 0.065 mW/g; SAR(10 g) = 0.022 mW/g**

Maximum value of SAR (measured) = 0.128 mW/g


**Ch104/Zoom Scan (8x8x10)/Cube 1:** Measurement grid: dx=4mm, dy=4mm, dz=2.5mm

Reference Value = 1.49 V/m; Power Drift = 0.414 dB

Peak SAR (extrapolated) = 0.180 W/kg

**SAR(1 g) = 0.034 mW/g; SAR(10 g) = 0.011 mW/g**

Maximum value of SAR (measured) = 0.111 mW/g



0 dB = 0.111mW/g



### #133 802.11a\_Left Tilted\_Ch104\_Battery 2\_Scanner 1\_Keypad 3

**DUT: 000411**

Communication System: 802.11a; Frequency: 5520 MHz; Duty Cycle: 1:1

Medium: HSL\_5000\_101111 Medium parameters used:  $f = 5520$  MHz;  $\sigma = 5.14$  mho/m;  $\epsilon_r = 34.9$ ;  $\rho = 1000$  kg/m<sup>3</sup>

Ambient Temperature : 22.5 °C ; Liquid Temperature : 21.0 °C

DASY4 Configuration:

- Probe: EX3DV4 - SN3731; ConvF(4.46, 4.46, 4.46); Calibrated: 2010/9/20
- Sensor-Surface: 2mm (Mechanical Surface Detection)
- Electronics: DAE4 Sn778; Calibrated: 2010/10/22
- Phantom: SAM-Right; Type: QD 000 P40 C; Serial: TP-1383
- Measurement SW: DASY4, V4.7 Build 80; Postprocessing SW: SEMCAD, V1.8 Build 186

**Ch104/Area Scan (101x201x1):** Measurement grid: dx=10mm, dy=10mm

Maximum value of SAR (interpolated) = 0.208 mW/g


**Ch104/Zoom Scan (8x8x10)/Cube 0:** Measurement grid: dx=4mm, dy=4mm, dz=2.5mm

Reference Value = 1.76 V/m; Power Drift = 0.167 dB

Peak SAR (extrapolated) = 0.889 W/kg

**SAR(1 g) = 0.104 mW/g; SAR(10 g) = 0.034 mW/g**

Maximum value of SAR (measured) = 0.201 mW/g



### #134 802.11a\_Left Tilted\_Ch104\_Battery 2\_Scanner 2\_Keypad 1

**DUT: 000411**

Communication System: 802.11a; Frequency: 5520 MHz; Duty Cycle: 1:1

Medium: HSL\_5000\_101111 Medium parameters used:  $f = 5520$  MHz;  $\sigma = 5.14$  mho/m;  $\epsilon_r = 34.9$ ;  $\rho = 1000$  kg/m<sup>3</sup>

Ambient Temperature : 22.4 °C; Liquid Temperature : 21.0 °C

DASY4 Configuration:

- Probe: EX3DV4 - SN3731; ConvF(4.46, 4.46, 4.46); Calibrated: 2010/9/20
- Sensor-Surface: 2mm (Mechanical Surface Detection)
- Electronics: DAE4 Sn778; Calibrated: 2010/10/22
- Phantom: SAM-Right; Type: QD 000 P40 C; Serial: TP-1383
- Measurement SW: DASY4, V4.7 Build 80; Postprocessing SW: SEMCAD, V1.8 Build 186

**Ch104/Area Scan (101x201x1):** Measurement grid: dx=10mm, dy=10mm

Maximum value of SAR (interpolated) = 0.185 mW/g

**Ch104/Zoom Scan (8x8x10)/Cube 0:** Measurement grid: dx=4mm, dy=4mm, dz=2.5mm

Reference Value = 1.94 V/m; Power Drift = 0.164 dB

Peak SAR (extrapolated) = 0.340 W/kg

**SAR(1 g) = 0.082 mW/g; SAR(10 g) = 0.026 mW/g**

Maximum value of SAR (measured) = 0.169 mW/g


**Ch104/Zoom Scan (8x8x10)/Cube 1:** Measurement grid: dx=4mm, dy=4mm, dz=2.5mm

Reference Value = 1.94 V/m; Power Drift = 0.164 dB

Peak SAR (extrapolated) = 0.202 W/kg

**SAR(1 g) = 0.057 mW/g; SAR(10 g) = 0.017 mW/g**

Maximum value of SAR (measured) = 0.127 mW/g



0 dB = 0.127mW/g

### #135 802.11a\_Left Tilted\_Ch104\_Battery 2\_Scanner 2\_Keypad 2

**DUT: 000411**

Communication System: 802.11a; Frequency: 5520 MHz; Duty Cycle: 1:1

Medium: HSL\_5000\_101111 Medium parameters used:  $f = 5520$  MHz;  $\sigma = 5.14$  mho/m;  $\epsilon_r = 34.9$ ;  $\rho = 1000$  kg/m<sup>3</sup>

Ambient Temperature : 22.5 °C; Liquid Temperature : 21.0 °C

DASY4 Configuration:

- Probe: EX3DV4 - SN3731; ConvF(4.46, 4.46, 4.46); Calibrated: 2010/9/20
- Sensor-Surface: 2mm (Mechanical Surface Detection)
- Electronics: DAE4 Sn778; Calibrated: 2010/10/22
- Phantom: SAM-Right; Type: QD 000 P40 C; Serial: TP-1383
- Measurement SW: DASY4, V4.7 Build 80; Postprocessing SW: SEMCAD, V1.8 Build 186

**Ch104/Area Scan (101x201x1):** Measurement grid: dx=10mm, dy=10mm

Maximum value of SAR (interpolated) = 0.074 mW/g

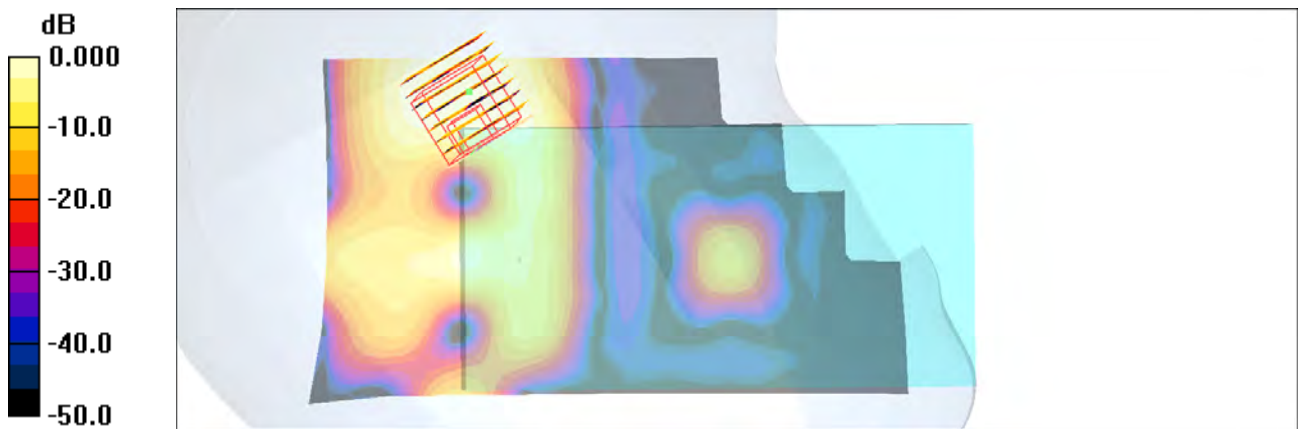
**Ch104/Zoom Scan (8x8x10)/Cube 0:** Measurement grid: dx=4mm, dy=4mm, dz=2.5mm

Reference Value = 1.36 V/m; Power Drift = 0.102 dB

Peak SAR (extrapolated) = 0.104 W/kg

**SAR(1 g) = 0.025 mW/g; SAR(10 g) = 0.00886 mW/g**

Maximum value of SAR (measured) = 0.061 mW/g



0 dB = 0.061mW/g

**#136 802.11a\_Left Tilted\_Ch104\_Battery 2\_Scanner 2\_Keypad 3**

**DUT: 000411**

Communication System: 802.11a; Frequency: 5520 MHz; Duty Cycle: 1:1

Medium: HSL\_5000\_101111 Medium parameters used :  $f = 5520 \text{ MHz}$ ;  $\sigma = 5.14 \text{ mho/m}$ ;  $\epsilon_r = 34.9$ ;  $\rho = 1000 \text{ kg/m}^3$

Ambient Temperature : 22.4 °C; Liquid Temperature : 21.0 °C

DASY4 Configuration:

- Probe: EX3DV4 - SN3731; ConvF(4.46, 4.46, 4.46); Calibrated: 2010/9/20
- Sensor-Surface: 2mm (Mechanical Surface Detection)
- Electronics: DAE4 Sn778; Calibrated: 2010/10/22
- Phantom: SAM-Right; Type: QD 000 P40 C; Serial: TP-1383
- Measurement SW: DASY4, V4.7 Build 80; Postprocessing SW: SEMCAD, V1.8 Build 186

**Ch104/Area Scan (101x201x1):** Measurement grid: dx=10mm, dy=10mm

Maximum value of SAR (interpolated) = 0.067 mW/g

**Ch104/Zoom Scan (8x8x10)/Cube 0:** Measurement grid: dx=4mm, dy=4mm, dz=2.5mm

Reference Value = 0.741 V/m; Power Drift = 0.133 dB

Peak SAR (extrapolated) = 0.145 W/kg

**SAR(1 g) = 0.038 mW/g; SAR(10 g) = 0.013 mW/g**

Maximum value of SAR (measured) = 0.082 mW/g


**Ch104/Zoom Scan (8x8x10)/Cube 1:** Measurement grid: dx=4mm, dy=4mm, dz=2.5mm

Reference Value = 0.741 V/m; Power Drift = 0.133 dB

Peak SAR (extrapolated) = 0.095 W/kg

**SAR(1 g) = 0.024 mW/g; SAR(10 g) = 0.00909 mW/g**

Maximum value of SAR (measured) = 0.054 mW/g



0 dB = 0.054mW/g

### #137 802.11a\_Right Cheek\_Ch104\_Battery 1\_Scanner 1\_Keypad 3

**DUT: 000411**

Communication System: 802.11a; Frequency: 5520 MHz; Duty Cycle: 1:1

Medium: HSL\_5000\_101111 Medium parameters used:  $f = 5520$  MHz;  $\sigma = 5.14$  mho/m;  $\epsilon_r = 34.9$ ;  $\rho = 1000$  kg/m<sup>3</sup>

Ambient Temperature : 22.4 °C; Liquid Temperature : 21.0 °C

DASY4 Configuration:

- Probe: EX3DV4 - SN3731; ConvF(4.46, 4.46, 4.46); Calibrated: 2010/9/20
- Sensor-Surface: 2mm (Mechanical Surface Detection)
- Electronics: DAE4 Sn778; Calibrated: 2010/10/22
- Phantom: SAM-Right; Type: QD 000 P40 C; Serial: TP-1383
- Measurement SW: DASY4, V4.7 Build 80; Postprocessing SW: SEMCAD, V1.8 Build 186

**Ch104/Area Scan (101x201x1):** Measurement grid: dx=10mm, dy=10mm

Maximum value of SAR (interpolated) = 0.188 mW/g


**Ch104/Zoom Scan (8x8x10)/Cube 0:** Measurement grid: dx=4mm, dy=4mm, dz=2.5mm

Reference Value = 1.96 V/m; Power Drift = 0.120 dB

Peak SAR (extrapolated) = 0.380 W/kg

**SAR(1 g) = 0.110 mW/g; SAR(10 g) = 0.033 mW/g**

Maximum value of SAR (measured) = 0.224 mW/g



0 dB = 0.224mW/g

### #138 802.11a\_Right Tilted\_Ch104\_Battery 1\_Scanner 1\_Keypad 3

**DUT: 000411**

Communication System: 802.11a; Frequency: 5520 MHz; Duty Cycle: 1:1

Medium: HSL\_5000\_101111 Medium parameters used:  $f = 5520$  MHz;  $\sigma = 5.14$  mho/m;  $\epsilon_r = 34.9$ ;  $\rho = 1000$  kg/m<sup>3</sup>

Ambient Temperature : 22.4 °C; Liquid Temperature : 21.0 °C

DASY4 Configuration:

- Probe: EX3DV4 - SN3731; ConvF(4.46, 4.46, 4.46); Calibrated: 2010/9/20
- Sensor-Surface: 2mm (Mechanical Surface Detection)
- Electronics: DAE4 Sn778; Calibrated: 2010/10/22
- Phantom: SAM-Right; Type: QD 000 P40 C; Serial: TP-1383
- Measurement SW: DASY4, V4.7 Build 80; Postprocessing SW: SEMCAD, V1.8 Build 186

**Ch104/Area Scan (101x201x1):** Measurement grid: dx=10mm, dy=10mm

Maximum value of SAR (interpolated) = 0.207 mW/g


**Ch104/Zoom Scan (8x8x10)/Cube 0:** Measurement grid: dx=4mm, dy=4mm, dz=2.5mm

Reference Value = 1.73 V/m; Power Drift = 0.149 dB

Peak SAR (extrapolated) = 0.210 W/kg

**SAR(1 g) = 0.061 mW/g; SAR(10 g) = 0.020 mW/g**

Maximum value of SAR (measured) = 0.123 mW/g



0 dB = 0.123mW/g



### #139 802.11a\_Left Cheek\_Ch104\_Battery 1\_Scanner 1\_Keypad 3

**DUT: 000411**

Communication System: 802.11a; Frequency: 5520 MHz; Duty Cycle: 1:1

Medium: HSL\_5000\_101111 Medium parameters used:  $f = 5520$  MHz;  $\sigma = 5.14$  mho/m;  $\epsilon_r = 34.9$ ;  $\rho = 1000$  kg/m<sup>3</sup>

Ambient Temperature : 22.4 °C; Liquid Temperature : 21.0 °C

DASY4 Configuration:

- Probe: EX3DV4 - SN3731; ConvF(4.46, 4.46, 4.46); Calibrated: 2010/9/20
- Sensor-Surface: 2mm (Mechanical Surface Detection)
- Electronics: DAE4 Sn778; Calibrated: 2010/10/22
- Phantom: SAM-Right; Type: QD 000 P40 C; Serial: TP-1383
- Measurement SW: DASY4, V4.7 Build 80; Postprocessing SW: SEMCAD, V1.8 Build 186

**Ch104/Area Scan (101x201x1):** Measurement grid: dx=10mm, dy=10mm

Maximum value of SAR (interpolated) = 0.140 mW/g

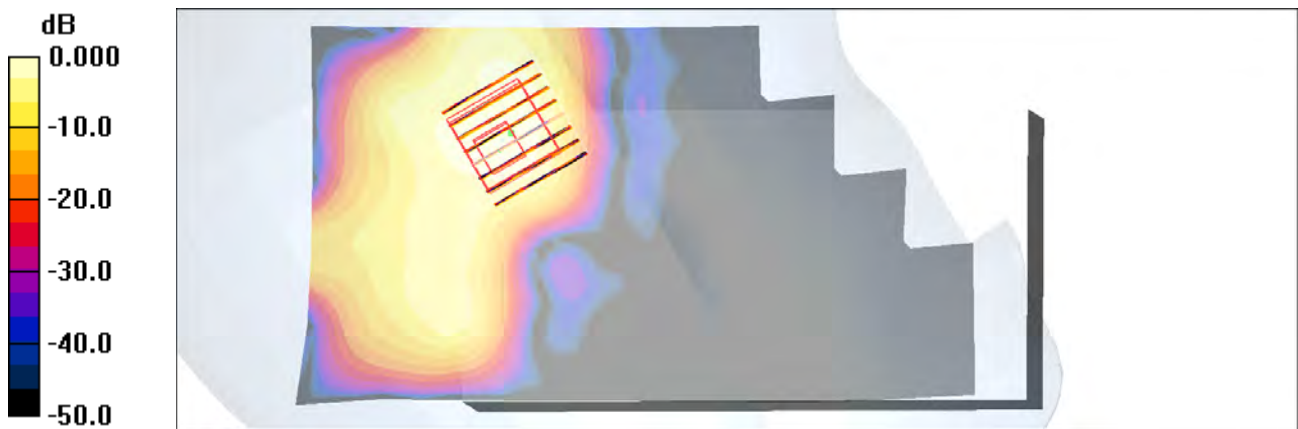
**Ch104/Zoom Scan (8x8x10)/Cube 0:** Measurement grid: dx=4mm, dy=4mm, dz=2.5mm

Reference Value = 1.01 V/m; Power Drift = 0.128 dB

Peak SAR (extrapolated) = 0.213 W/kg

**SAR(1 g) = 0.061 mW/g; SAR(10 g) = 0.020 mW/g**

Maximum value of SAR (measured) = 0.123 mW/g



0 dB = 0.123mW/g

### #140 802.11a\_Left Tilted\_Ch116\_Battery 1\_Scanner 1\_Keypad 3

**DUT: 000411**

Communication System: 802.11a; Frequency: 5580 MHz; Duty Cycle: 1:1

Medium: HSL\_5000\_101111 Medium parameters used:  $f = 5580 \text{ MHz}$ ;  $\sigma = 5.2 \text{ mho/m}$ ;  $\epsilon_r = 34.8$ ;  $\rho = 1000 \text{ kg/m}^3$

Ambient Temperature : 22.4 °C; Liquid Temperature : 21.0 °C

DASY4 Configuration:

- Probe: EX3DV4 - SN3731; ConvF(4.07, 4.07, 4.07); Calibrated: 2010/9/20
- Sensor-Surface: 2mm (Mechanical Surface Detection)
- Electronics: DAE4 Sn778; Calibrated: 2010/10/22
- Phantom: SAM-Right; Type: QD 000 P40 C; Serial: TP-1383
- Measurement SW: DASY4, V4.7 Build 80; Postprocessing SW: SEMCAD, V1.8 Build 186

**Ch116/Area Scan (101x201x1):** Measurement grid:  $dx=10\text{mm}$ ,  $dy=10\text{mm}$

Maximum value of SAR (interpolated) = 0.198 mW/g

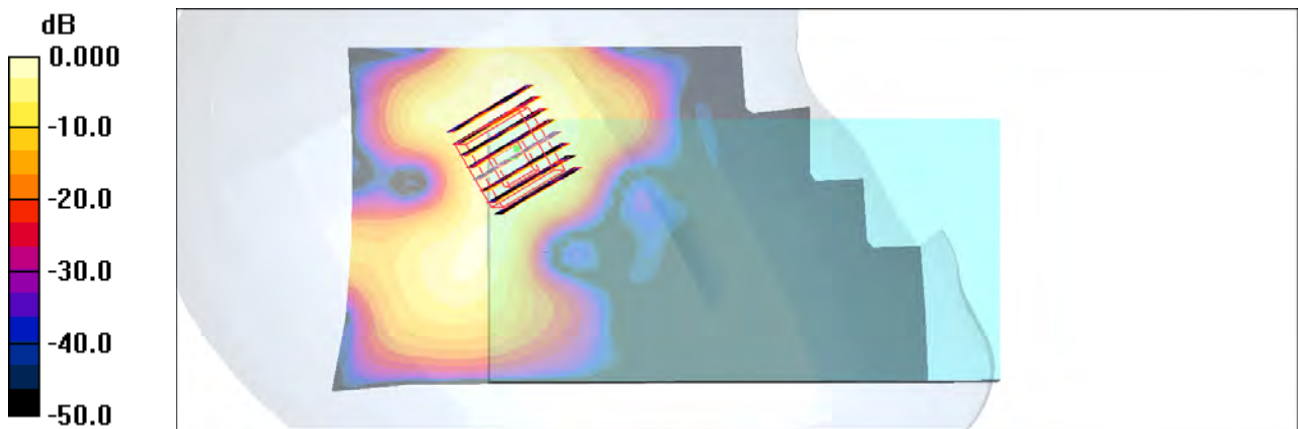
**Ch116/Zoom Scan (8x8x10)/Cube 0:** Measurement grid:  $dx=4\text{mm}$ ,  $dy=4\text{mm}$ ,  $dz=2.5\text{mm}$

Reference Value = 1.70 V/m; Power Drift = 0.149 dB

Peak SAR (extrapolated) = 0.325 W/kg

**SAR(1 g) = 0.088 mW/g; SAR(10 g) = 0.029 mW/g**

Maximum value of SAR (measured) = 0.183 mW/g



0 dB = 0.183mW/g



### #141 802.11a\_Left Tilted\_Ch124\_Battery 1\_Scanner 1\_Keypad 3

**DUT: 000411**

Communication System: 802.11a; Frequency: 5620 MHz; Duty Cycle: 1:1

Medium: HSL\_5000\_101111 Medium parameters used:  $f = 5620$  MHz;  $\sigma = 5.24$  mho/m;  $\epsilon_r = 34.7$ ;  $\rho = 1000$  kg/m<sup>3</sup>

Ambient Temperature : 22.4 °C; Liquid Temperature : 21.0 °C

DASY4 Configuration:

- Probe: EX3DV4 - SN3731; ConvF(4.07, 4.07, 4.07); Calibrated: 2010/9/20
- Sensor-Surface: 2mm (Mechanical Surface Detection)
- Electronics: DAE4 Sn778; Calibrated: 2010/10/22
- Phantom: SAM-Right; Type: QD 000 P40 C; Serial: TP-1383
- Measurement SW: DASY4, V4.7 Build 80; Postprocessing SW: SEMCAD, V1.8 Build 186

**Ch124/Area Scan (101x201x1):** Measurement grid: dx=10mm, dy=10mm

Maximum value of SAR (interpolated) = 0.094 mW/g

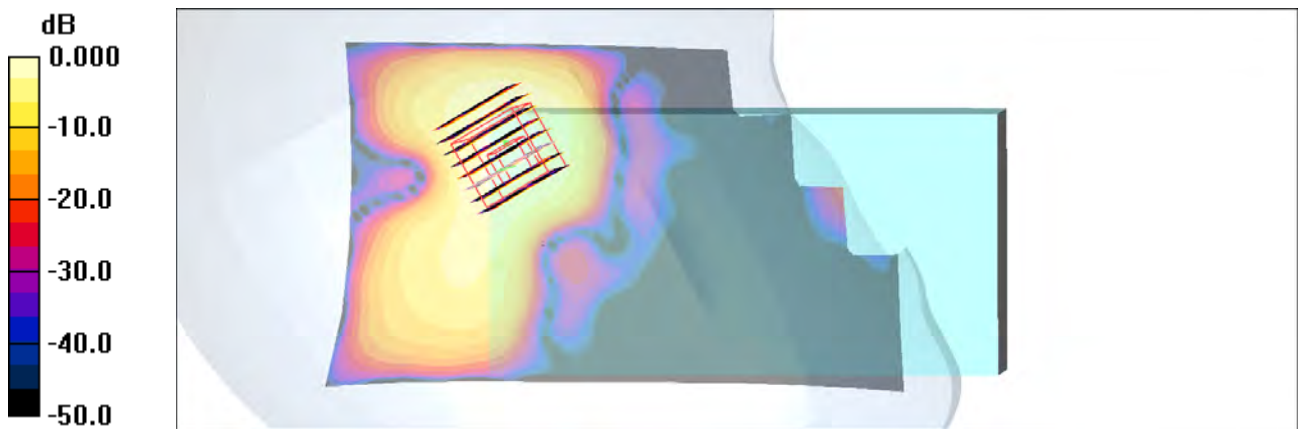
**Ch124/Zoom Scan (8x8x10)/Cube 0:** Measurement grid: dx=4mm, dy=4mm, dz=2.5mm

Reference Value = 0.738 V/m; Power Drift = 0.104 dB

Peak SAR (extrapolated) = 0.269 W/kg

**SAR(1 g) = 0.073 mW/g; SAR(10 g) = 0.024 mW/g**

Maximum value of SAR (measured) = 0.152 mW/g



0 dB = 0.152mW/g

### #142 802.11a\_Left Tilted\_Ch132\_Battery 1\_Scanner 1\_Keypad 3

**DUT: 000411**

Communication System: 802.11a; Frequency: 5660 MHz; Duty Cycle: 1:1

Medium: HSL\_5000\_101111 Medium parameters used:  $f = 5660$  MHz;  $\sigma = 5.28$  mho/m;  $\epsilon_r = 34.6$ ;  $\rho = 1000$  kg/m<sup>3</sup>

Ambient Temperature : 22.4 °C; Liquid Temperature : 21.0 °C

DASY4 Configuration:

- Probe: EX3DV4 - SN3731; ConvF(4.07, 4.07, 4.07); Calibrated: 2010/9/20
- Sensor-Surface: 2mm (Mechanical Surface Detection)
- Electronics: DAE4 Sn778; Calibrated: 2010/10/22
- Phantom: SAM-Right; Type: QD 000 P40 C; Serial: TP-1383
- Measurement SW: DASY4, V4.7 Build 80; Postprocessing SW: SEMCAD, V1.8 Build 186

**Ch132/Area Scan (101x201x1):** Measurement grid: dx=10mm, dy=10mm

Maximum value of SAR (interpolated) = 0.231 mW/g


**Ch132/Zoom Scan (8x8x10)/Cube 0:** Measurement grid: dx=4mm, dy=4mm, dz=2.5mm

Reference Value = 0.822 V/m; Power Drift = 0.149 dB

Peak SAR (extrapolated) = 0.264 W/kg

**SAR(1 g) = 0.073 mW/g; SAR(10 g) = 0.024 mW/g**

Maximum value of SAR (measured) = 0.149 mW/g



### #143 802.11a\_Left Tilted\_Ch136\_Battery 1\_Scanner 1\_Keypad 3

**DUT: 0O0411**

Communication System: 802.11a; Frequency: 5680 MHz; Duty Cycle: 1:1

Medium: HSL\_5000\_101111 Medium parameters used:  $f = 5680$  MHz;  $\sigma = 5.3$  mho/m;  $\epsilon_r = 34.6$ ;  $\rho = 1000$  kg/m<sup>3</sup>

Ambient Temperature : 22.4 °C ; Liquid Temperature : 21.0 °C

DASY4 Configuration:

- Probe: EX3DV4 - SN3731; ConvF(4.07, 4.07, 4.07); Calibrated: 2010/9/20
- Sensor-Surface: 2mm (Mechanical Surface Detection)
- Electronics: DAE4 Sn778; Calibrated: 2010/10/22
- Phantom: SAM-Right; Type: QD 000 P40 C; Serial: TP-1383
- Measurement SW: DASY4, V4.7 Build 80; Postprocessing SW: SEMCAD, V1.8 Build 186

**Ch136/Area Scan (101x201x1):** Measurement grid: dx=10mm, dy=10mm

Maximum value of SAR (interpolated) = 0.234 mW/g

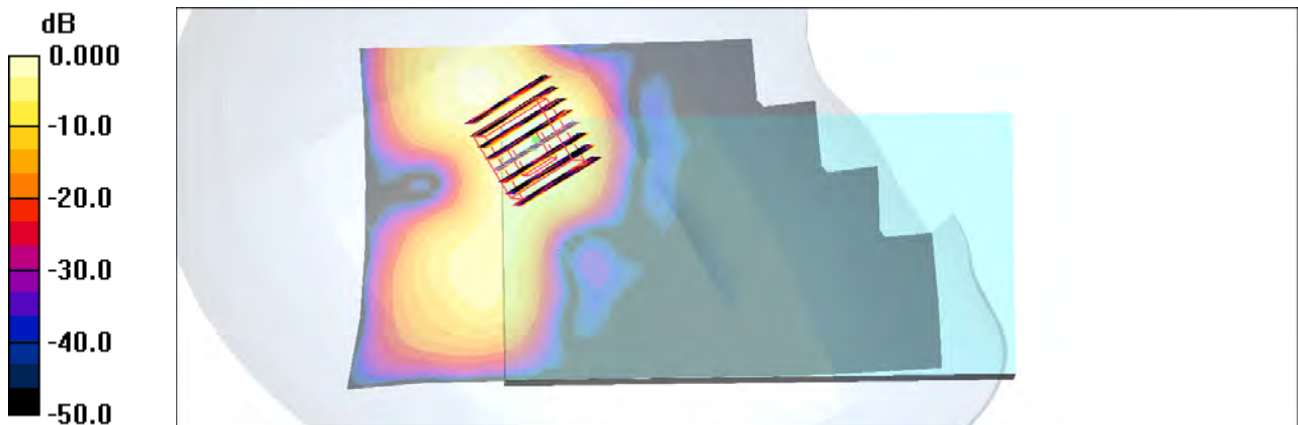
**Ch136/Zoom Scan (8x8x10)/Cube 0:** Measurement grid: dx=4mm, dy=4mm, dz=2.5mm

Reference Value = 1.34 V/m; Power Drift = 0.190 dB

Peak SAR (extrapolated) = 0.300 W/kg

**SAR(1 g) = 0.081 mW/g; SAR(10 g) = 0.027 mW/g**

Maximum value of SAR (measured) = 0.173 mW/g



0 dB = 0.173mW/g

**#144 802.11a\_Left Tilted\_Ch157\_Battery 1\_Scanner 1\_Keypad 1**

**DUT: 0O0411**

Communication System: 802.11a; Frequency: 5785 MHz;Duty Cycle: 1:1

Medium: HSL\_5G\_101112 Medium parameters used:  $f = 5785$  MHz;  $\sigma = 5.47$  mho/m;  $\epsilon_r = 34.5$ ;  $\rho = 1000$  kg/m<sup>3</sup>

Ambient Temperature : 22.4 °C ; Liquid Temperature : 21.3 °C

DASY4 Configuration:

- Probe: EX3DV4 - SN3731; ConvF(4.22, 4.22, 4.22); Calibrated: 2010/9/20
- Sensor-Surface: 2mm (Mechanical Surface Detection)
- Electronics: DAE4 Sn778; Calibrated: 2010/10/22
- Phantom: SAM-Right; Type: QD 000 P40 C; Serial: TP-1383
- Measurement SW: DASY4, V4.7 Build 80; Postprocessing SW: SEMCAD, V1.8 Build 186

**Ch157/Area Scan (101x201x1):** Measurement grid: dx=10mm, dy=10mm

Maximum value of SAR (interpolated) = 0.238 mW/g


**Ch157/Zoom Scan (8x8x10)/Cube 0:** Measurement grid: dx=4mm, dy=4mm, dz=2.5mm

Reference Value = 1.03 V/m; Power Drift = 0.121 dB

Peak SAR (extrapolated) = 0.483 W/kg

**SAR(1 g) = 0.136 mW/g; SAR(10 g) = 0.042 mW/g**

Maximum value of SAR (measured) = 0.276 mW/g



0 dB = 0.276mW/g

**#145 802.11a\_Left Tilted\_Ch157\_Battery 1\_Scanner 1\_Keypad 2**

**DUT: 000411**

Communication System: 802.11a; Frequency: 5785 MHz; Duty Cycle: 1:1

Medium: HSL\_5G\_101112 Medium parameters used:  $f = 5785$  MHz;  $\sigma = 5.47$  mho/m;  $\epsilon_r = 34.5$ ;  $\rho = 1000$  kg/m<sup>3</sup>

Ambient Temperature : 22.5 °C ; Liquid Temperature : 21.3 °C

DASY4 Configuration:

- Probe: EX3DV4 - SN3731; ConvF(4.22, 4.22, 4.22); Calibrated: 2010/9/20
- Sensor-Surface: 2mm (Mechanical Surface Detection)
- Electronics: DAE4 Sn778; Calibrated: 2010/10/22
- Phantom: SAM-Right; Type: QD 000 P40 C; Serial: TP-1383
- Measurement SW: DASY4, V4.7 Build 80; Postprocessing SW: SEMCAD, V1.8 Build 186

**Ch157/Area Scan (101x201x1):** Measurement grid: dx=10mm, dy=10mm

Maximum value of SAR (interpolated) = 0.272 mW/g

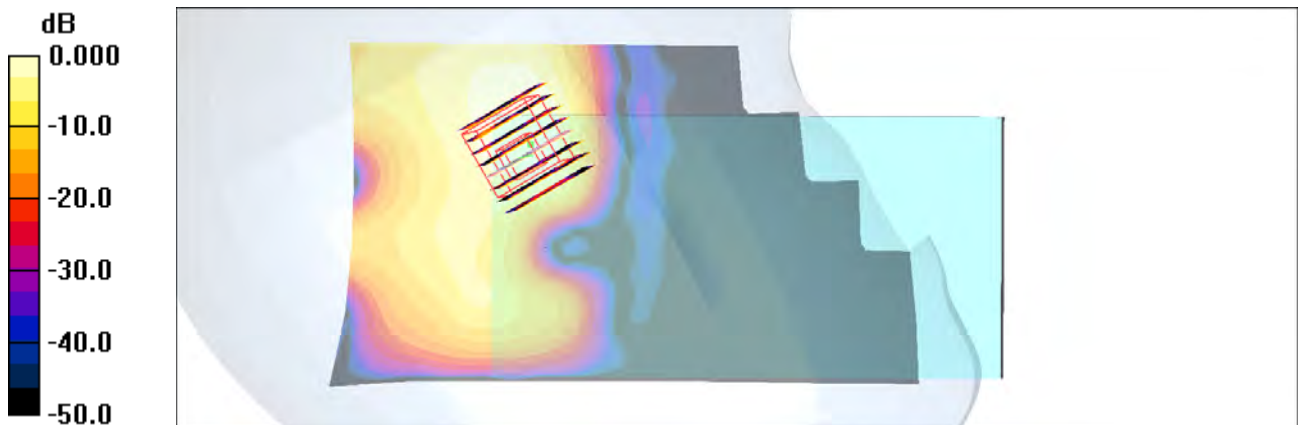
**Ch157/Zoom Scan (8x8x10)/Cube 0:** Measurement grid: dx=4mm, dy=4mm, dz=2.5mm

Reference Value = 0.695 V/m; Power Drift = 0.199 dB

Peak SAR (extrapolated) = 0.400 W/kg

**SAR(1 g) = 0.117 mW/g; SAR(10 g) = 0.041 mW/g**

Maximum value of SAR (measured) = 0.232 mW/g



0 dB = 0.232mW/g

### #146 802.11a\_Left Tilted\_Ch157\_Battery 1\_Scanner 1\_Keypad 3

**DUT: 000411**

Communication System: 802.11a; Frequency: 5785 MHz; Duty Cycle: 1:1

Medium: HSL\_5G\_101112 Medium parameters used :  $f = 5785 \text{ MHz}$ ;  $\sigma = 5.47 \text{ mho/m}$ ;  $\epsilon_r = 34.5$ ;  $\rho = 1000 \text{ kg/m}^3$

Ambient Temperature :  $22.5 \text{ }^\circ\text{C}$ ; Liquid Temperature :  $21.3 \text{ }^\circ\text{C}$

DASY4 Configuration:

- Probe: EX3DV4 - SN3731; ConvF(4.22, 4.22, 4.22); Calibrated: 2010/9/20
- Sensor-Surface: 2mm (Mechanical Surface Detection)
- Electronics: DAE4 Sn778; Calibrated: 2010/10/22
- Phantom: SAM-Right; Type: QD 000 P40 C; Serial: TP-1383
- Measurement SW: DASY4, V4.7 Build 80; Postprocessing SW: SEMCAD, V1.8 Build 186

**Ch157/Area Scan (101x201x1):** Measurement grid:  $dx=10\text{mm}$ ,  $dy=10\text{mm}$

Maximum value of SAR (interpolated) =  $0.379 \text{ mW/g}$

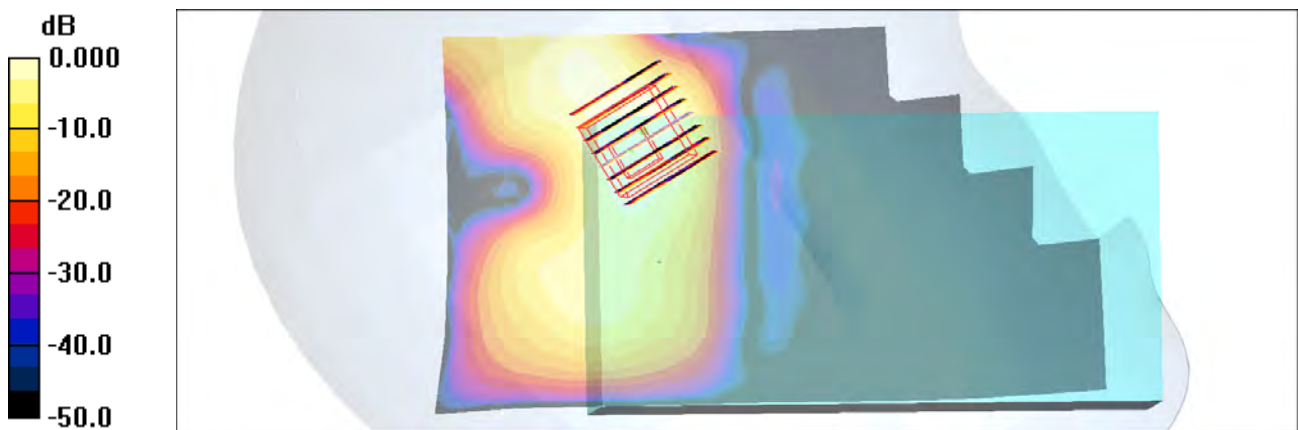
**Ch157/Zoom Scan (8x8x10)/Cube 0:** Measurement grid:  $dx=4\text{mm}$ ,  $dy=4\text{mm}$ ,  $dz=2.5\text{mm}$

Reference Value =  $2.21 \text{ V/m}$ ; Power Drift =  $-0.139 \text{ dB}$

Peak SAR (extrapolated) =  $0.432 \text{ W/kg}$

**SAR(1 g) =  $0.122 \text{ mW/g}$ ; SAR(10 g) =  $0.041 \text{ mW/g}$**

Maximum value of SAR (measured) =  $0.252 \text{ mW/g}$



0 dB =  $0.252\text{mW/g}$

## #147 802.11a\_Left Tilted\_Ch157\_Battery 1\_Scanner 2\_Keypad 1

**DUT: 000411**

Communication System: 802.11a; Frequency: 5785 MHz; Duty Cycle: 1:1

Medium: HSL\_5G\_101112 Medium parameters used :  $f = 5785$  MHz;  $\sigma = 5.47$  mho/m;  $\epsilon_r = 34.5$ ;  $\rho = 1000$  kg/m<sup>3</sup>

Ambient Temperature : 22.5 °C; Liquid Temperature : 21.3 °C

DASY4 Configuration:

- Probe: EX3DV4 - SN3731; ConvF(4.22, 4.22, 4.22); Calibrated: 2010/9/20
- Sensor-Surface: 2mm (Mechanical Surface Detection)
- Electronics: DAE4 Sn778; Calibrated: 2010/10/22
- Phantom: SAM-Right; Type: QD 000 P40 C; Serial: TP-1383
- Measurement SW: DASY4, V4.7 Build 80; Postprocessing SW: SEMCAD, V1.8 Build 186

**Ch157/Area Scan (101x201x1):** Measurement grid: dx=10mm, dy=10mm

Maximum value of SAR (interpolated) = 0.263 mW/g

**Ch157/Zoom Scan (8x8x10)/Cube 0:** Measurement grid: dx=4mm, dy=4mm, dz=2.5mm

Reference Value = 1.78 V/m; Power Drift = 0.156 dB

Peak SAR (extrapolated) = 0.484 W/kg

**SAR(1 g) = 0.145 mW/g; SAR(10 g) = 0.050 mW/g**

Maximum value of SAR (measured) = 0.280 mW/g

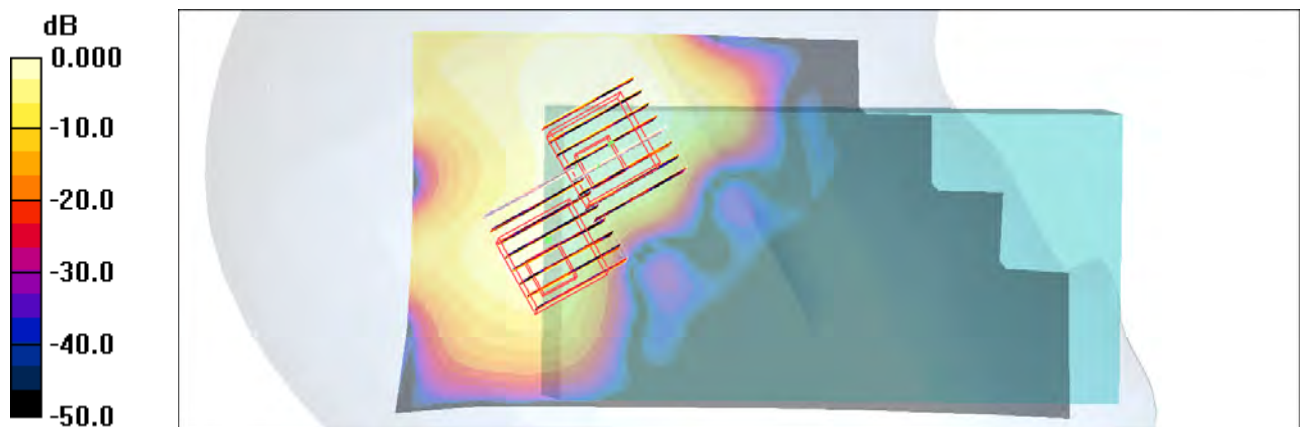
**Ch157/Zoom Scan (8x8x10)/Cube 1:** Measurement grid: dx=4mm, dy=4mm, dz=2.5mm

Reference Value = 1.78 V/m; Power Drift = 0.156 dB

Peak SAR (extrapolated) = 0.294 W/kg

**SAR(1 g) = 0.083 mW/g; SAR(10 g) = 0.026 mW/g**

Maximum value of SAR (measured) = 0.174 mW/g



0 dB = 0.174mW/g



## #148 802.11a\_Left Tilted\_Ch157\_Battery 1\_Scanner 2\_Keypad 2

**DUT: 000411**

Communication System: 802.11a; Frequency: 5785 MHz; Duty Cycle: 1:1

Medium: HSL\_5G\_101112 Medium parameters used :  $f = 5785 \text{ MHz}$ ;  $\sigma = 5.47 \text{ mho/m}$ ;  $\epsilon_r = 34.5$ ;  $\rho = 1000 \text{ kg/m}^3$

Ambient Temperature :  $22.5 \text{ }^\circ\text{C}$ ; Liquid Temperature :  $21.3 \text{ }^\circ\text{C}$

DASY4 Configuration:

- Probe: EX3DV4 - SN3731; ConvF(4.22, 4.22, 4.22); Calibrated: 2010/9/20
- Sensor-Surface: 2mm (Mechanical Surface Detection)
- Electronics: DAE4 Sn778; Calibrated: 2010/10/22
- Phantom: SAM-Right; Type: QD 000 P40 C; Serial: TP-1383
- Measurement SW: DASY4, V4.7 Build 80; Postprocessing SW: SEMCAD, V1.8 Build 186

**Ch157/Area Scan (101x201x1):** Measurement grid:  $dx=10\text{mm}$ ,  $dy=10\text{mm}$

Maximum value of SAR (interpolated) =  $0.125 \text{ mW/g}$


**Ch157/Zoom Scan (8x8x10)/Cube 0:** Measurement grid:  $dx=4\text{mm}$ ,  $dy=4\text{mm}$ ,  $dz=2.5\text{mm}$

Reference Value =  $1.83 \text{ V/m}$ ; Power Drift =  $0.122 \text{ dB}$

Peak SAR (extrapolated) =  $0.222 \text{ W/kg}$

**SAR(1 g) =  $0.051 \text{ mW/g}$ ; SAR(10 g) =  $0.020 \text{ mW/g}$**

Maximum value of SAR (measured) =  $0.101 \text{ mW/g}$



0 dB =  $0.101\text{mW/g}$



### #149 802.11a\_Left Tilted\_Ch157\_Battery 1\_Scanner 2\_Keypad 3

**DUT: 000411**

Communication System: 802.11a; Frequency: 5785 MHz; Duty Cycle: 1:1

Medium: HSL\_5G\_101112 Medium parameters used :  $f = 5785 \text{ MHz}$ ;  $\sigma = 5.47 \text{ mho/m}$ ;  $\epsilon_r = 34.5$ ;  $\rho = 1000 \text{ kg/m}^3$

Ambient Temperature :  $22.5 \text{ }^\circ\text{C}$ ; Liquid Temperature :  $21.3 \text{ }^\circ\text{C}$

DASY4 Configuration:

- Probe: EX3DV4 - SN3731; ConvF(4.22, 4.22, 4.22); Calibrated: 2010/9/20
- Sensor-Surface: 2mm (Mechanical Surface Detection)
- Electronics: DAE4 Sn778; Calibrated: 2010/10/22
- Phantom: SAM-Right; Type: QD 000 P40 C; Serial: TP-1383
- Measurement SW: DASY4, V4.7 Build 80; Postprocessing SW: SEMCAD, V1.8 Build 186

**Ch157/Area Scan (101x201x1):** Measurement grid:  $dx=10\text{mm}$ ,  $dy=10\text{mm}$

Maximum value of SAR (interpolated) =  $0.192 \text{ mW/g}$

**Ch157/Zoom Scan (8x8x10)/Cube 0:** Measurement grid:  $dx=4\text{mm}$ ,  $dy=4\text{mm}$ ,  $dz=2.5\text{mm}$

Reference Value =  $1.69 \text{ V/m}$ ; Power Drift =  $0.147 \text{ dB}$

Peak SAR (extrapolated) =  $0.297 \text{ W/kg}$

**SAR(1 g) =  $0.085 \text{ mW/g}$ ; SAR(10 g) =  $0.031 \text{ mW/g}$**

Maximum value of SAR (measured) =  $0.179 \text{ mW/g}$

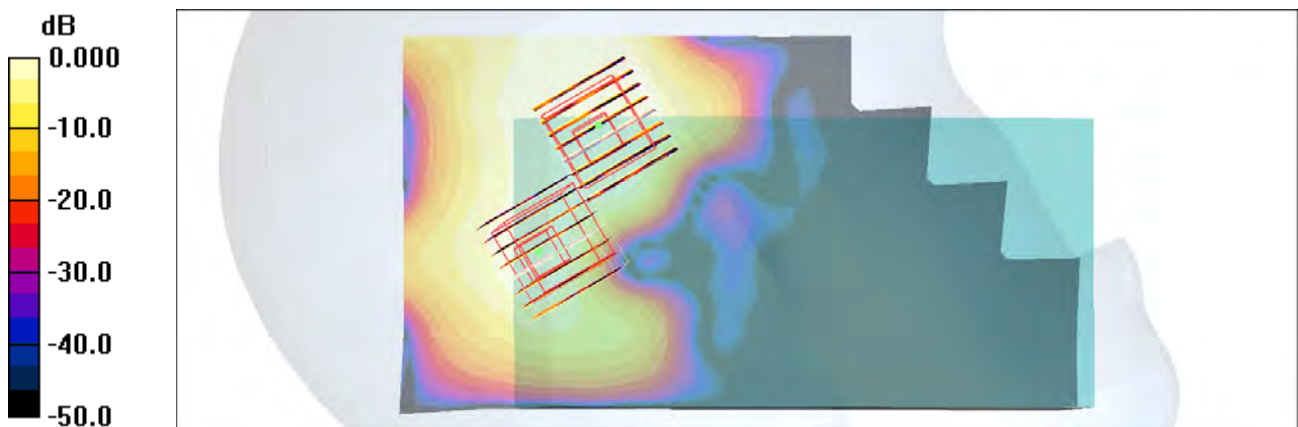
**Ch157/Zoom Scan (8x8x10)/Cube 1:** Measurement grid:  $dx=4\text{mm}$ ,  $dy=4\text{mm}$ ,  $dz=2.5\text{mm}$

Reference Value =  $1.69 \text{ V/m}$ ; Power Drift =  $0.147 \text{ dB}$

Peak SAR (extrapolated) =  $0.202 \text{ W/kg}$

**SAR(1 g) =  $0.059 \text{ mW/g}$ ; SAR(10 g) =  $0.022 \text{ mW/g}$**

Maximum value of SAR (measured) =  $0.118 \text{ mW/g}$



0 dB =  $0.118\text{mW/g}$

## #150 802.11a\_Left Tilted\_Ch157\_Battery 2\_Scanner 1\_Keypad 1

**DUT: 000411**

Communication System: 802.11a; Frequency: 5785 MHz; Duty Cycle: 1:1

Medium: HSL\_5G\_101112 Medium parameters used :  $f = 5785$  MHz;  $\sigma = 5.47$  mho/m;  $\epsilon_r = 34.5$ ;  $\rho = 1000$  kg/m<sup>3</sup>

Ambient Temperature : 22.5 °C ; Liquid Temperature : 21.3 °C

DASY4 Configuration:

- Probe: EX3DV4 - SN3731; ConvF(4.22, 4.22, 4.22); Calibrated: 2010/9/20
- Sensor-Surface: 2mm (Mechanical Surface Detection)
- Electronics: DAE4 Sn778; Calibrated: 2010/10/22
- Phantom: SAM-Right; Type: QD 000 P40 C; Serial: TP-1383
- Measurement SW: DASY4, V4.7 Build 80; Postprocessing SW: SEMCAD, V1.8 Build 186

**Ch157/Area Scan (101x201x1):** Measurement grid: dx=10mm, dy=10mm

Maximum value of SAR (interpolated) = 0.180 mW/g

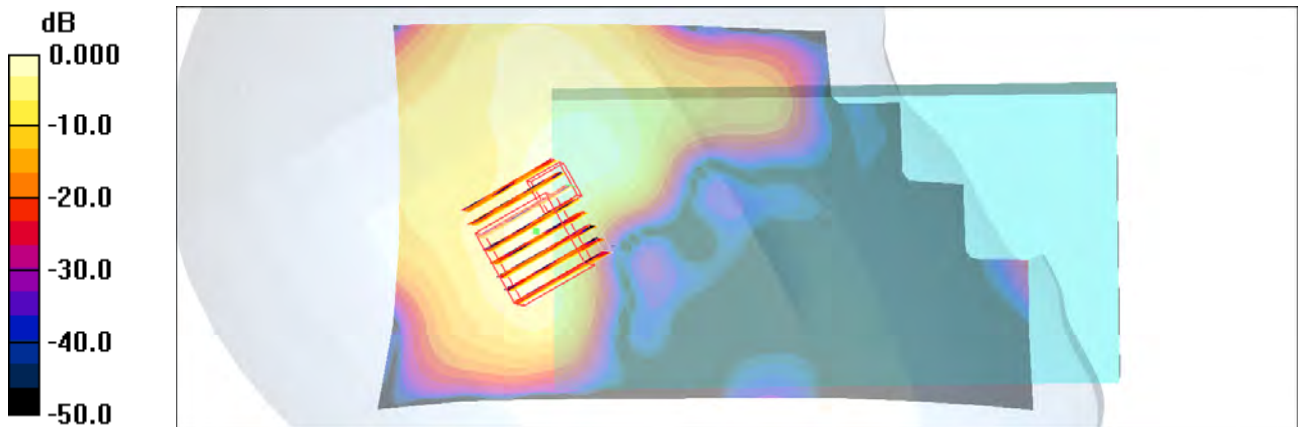
**Ch157/Zoom Scan (8x8x10)/Cube 0:** Measurement grid: dx=4mm, dy=4mm, dz=2.5mm

Reference Value = 1.41 V/m; Power Drift = 0.183 dB

Peak SAR (extrapolated) = 0.781 W/kg

**SAR(1 g) = 0.093 mW/g; SAR(10 g) = 0.032 mW/g**

Maximum value of SAR (measured) = 0.234 mW/g



0 dB = 0.234mW/g

## #151 802.11a\_Left Tilted\_Ch157\_Battery 2\_Scanner 1\_Keypad 2

**DUT: 000411**

Communication System: 802.11a; Frequency: 5785 MHz; Duty Cycle: 1:1

Medium: HSL\_5G\_101112 Medium parameters used :  $f = 5785$  MHz;  $\sigma = 5.47$  mho/m;  $\epsilon_r = 34.5$ ;  $\rho = 1000$  kg/m<sup>3</sup>

Ambient Temperature : 22.5 °C ; Liquid Temperature : 21.3 °C

DASY4 Configuration:

- Probe: EX3DV4 - SN3731; ConvF(4.22, 4.22, 4.22); Calibrated: 2010/9/20
- Sensor-Surface: 2mm (Mechanical Surface Detection)
- Electronics: DAE4 Sn778; Calibrated: 2010/10/22
- Phantom: SAM-Right; Type: QD 000 P40 C; Serial: TP-1383
- Measurement SW: DASY4, V4.7 Build 80; Postprocessing SW: SEMCAD, V1.8 Build 186

**Ch157/Area Scan (101x201x1):** Measurement grid: dx=10mm, dy=10mm

Maximum value of SAR (interpolated) = 0.195 mW/g

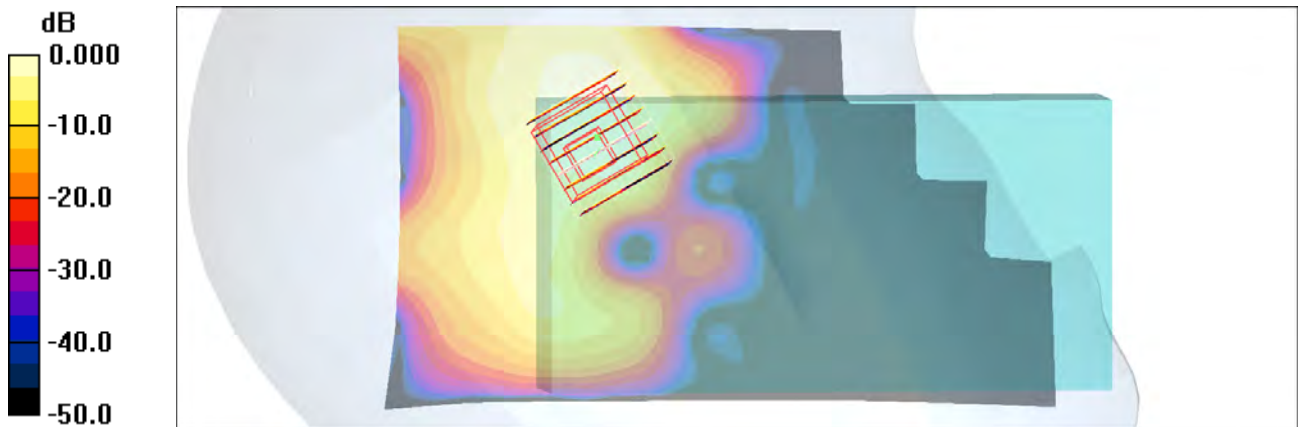
**Ch157/Zoom Scan (8x8x10)/Cube 0:** Measurement grid: dx=4mm, dy=4mm, dz=2.5mm

Reference Value = 1.58 V/m; Power Drift = 0.106 dB

Peak SAR (extrapolated) = 0.378 W/kg

**SAR(1 g) = 0.109 mW/g; SAR(10 g) = 0.038 mW/g**

Maximum value of SAR (measured) = 0.215 mW/g



0 dB = 0.215mW/g

### #152 802.11a\_Left Tilted\_Ch157\_Battery 2\_Scanner 1\_Keypad 3

**DUT: 000411**

Communication System: 802.11a; Frequency: 5785 MHz; Duty Cycle: 1:1

Medium: HSL\_5G\_101112 Medium parameters used :  $f = 5785 \text{ MHz}$ ;  $\sigma = 5.47 \text{ mho/m}$ ;  $\epsilon_r = 34.5$ ;  $\rho = 1000 \text{ kg/m}^3$

Ambient Temperature :  $22.5 \text{ }^\circ\text{C}$ ; Liquid Temperature :  $21.3 \text{ }^\circ\text{C}$

DASY4 Configuration:

- Probe: EX3DV4 - SN3731; ConvF(4.22, 4.22, 4.22); Calibrated: 2010/9/20
- Sensor-Surface: 2mm (Mechanical Surface Detection)
- Electronics: DAE4 Sn778; Calibrated: 2010/10/22
- Phantom: SAM-Right; Type: QD 000 P40 C; Serial: TP-1383
- Measurement SW: DASY4, V4.7 Build 80; Postprocessing SW: SEMCAD, V1.8 Build 186

**Ch157/Area Scan (101x201x1):** Measurement grid:  $dx=10\text{mm}$ ,  $dy=10\text{mm}$

Maximum value of SAR (interpolated) =  $0.131 \text{ mW/g}$

**Ch157/Zoom Scan (8x8x10)/Cube 0:** Measurement grid:  $dx=4\text{mm}$ ,  $dy=4\text{mm}$ ,  $dz=2.5\text{mm}$

Reference Value =  $2.16 \text{ V/m}$ ; Power Drift =  $0.186 \text{ dB}$

Peak SAR (extrapolated) =  $0.424 \text{ W/kg}$

**SAR(1 g) =  $0.116 \text{ mW/g}$ ; SAR(10 g) =  $0.040 \text{ mW/g}$**

Maximum value of SAR (measured) =  $0.231 \text{ mW/g}$


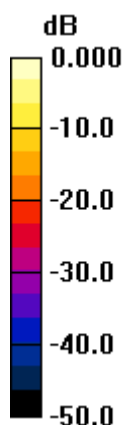
**Ch157/Zoom Scan (8x8x10)/Cube 1:** Measurement grid:  $dx=4\text{mm}$ ,  $dy=4\text{mm}$ ,  $dz=2.5\text{mm}$

Reference Value =  $2.16 \text{ V/m}$ ; Power Drift =  $0.186 \text{ dB}$

Peak SAR (extrapolated) =  $0.196 \text{ W/kg}$

**SAR(1 g) =  $0.060 \text{ mW/g}$ ; SAR(10 g) =  $0.021 \text{ mW/g}$**

Maximum value of SAR (measured) =  $0.118 \text{ mW/g}$



0 dB =  $0.118 \text{ mW/g}$

## #153 802.11a\_Left Tilted\_Ch157\_Battery 2\_Scanner 2\_Keypad 1

**DUT: 000411**

Communication System: 802.11a; Frequency: 5785 MHz; Duty Cycle: 1:1

Medium: HSL\_5G\_101112 Medium parameters used :  $f = 5785$  MHz;  $\sigma = 5.47$  mho/m;  $\epsilon_r = 34.5$ ;  $\rho = 1000$  kg/m<sup>3</sup>

Ambient Temperature : 22.5 °C ; Liquid Temperature : 21.3 °C

DASY4 Configuration:

- Probe: EX3DV4 - SN3731; ConvF(4.22, 4.22, 4.22); Calibrated: 2010/9/20
- Sensor-Surface: 2mm (Mechanical Surface Detection)
- Electronics: DAE4 Sn778; Calibrated: 2010/10/22
- Phantom: SAM-Right; Type: QD 000 P40 C; Serial: TP-1383
- Measurement SW: DASY4, V4.7 Build 80; Postprocessing SW: SEMCAD, V1.8 Build 186

**Ch157/Area Scan (101x201x1):** Measurement grid: dx=10mm, dy=10mm

Maximum value of SAR (interpolated) = 0.193 mW/g


**Ch157/Zoom Scan (8x8x10)/Cube 0:** Measurement grid: dx=4mm, dy=4mm, dz=2.5mm

Reference Value = 1.88 V/m; Power Drift = 0.119 dB

Peak SAR (extrapolated) = 0.463 W/kg

**SAR(1 g) = 0.137 mW/g; SAR(10 g) = 0.046 mW/g**

Maximum value of SAR (measured) = 0.275 mW/g



0 dB = 0.275mW/g

## #154 802.11a\_Left Tilted\_Ch157\_Battery 2\_Scanner 2\_Keypad 2

**DUT: 000411**

Communication System: 802.11a; Frequency: 5785 MHz; Duty Cycle: 1:1

Medium: HSL\_5G\_101112 Medium parameters used :  $f = 5785 \text{ MHz}$ ;  $\sigma = 5.47 \text{ mho/m}$ ;  $\epsilon_r = 34.5$ ;  $\rho = 1000 \text{ kg/m}^3$

Ambient Temperature :  $22.5 \text{ }^\circ\text{C}$ ; Liquid Temperature :  $21.3 \text{ }^\circ\text{C}$

DASY4 Configuration:

- Probe: EX3DV4 - SN3731; ConvF(4.22, 4.22, 4.22); Calibrated: 2010/9/20
- Sensor-Surface: 2mm (Mechanical Surface Detection)
- Electronics: DAE4 Sn778; Calibrated: 2010/10/22
- Phantom: SAM-Right; Type: QD 000 P40 C; Serial: TP-1383
- Measurement SW: DASY4, V4.7 Build 80; Postprocessing SW: SEMCAD, V1.8 Build 186

**Ch157/Area Scan (101x201x1):** Measurement grid:  $dx=10\text{mm}$ ,  $dy=00\text{mm}$

Maximum value of SAR (interpolated) =  $0.108 \text{ mW/g}$

**Ch157/Zoom Scan (8x8x10)/Cube 0:** Measurement grid:  $dx=4\text{mm}$ ,  $dy=4\text{mm}$ ,  $dz=2.5\text{mm}$

Reference Value =  $2.26 \text{ V/m}$ ; Power Drift =  $0.137 \text{ dB}$

Peak SAR (extrapolated) =  $0.154 \text{ W/kg}$

**SAR(1 g) =  $0.048 \text{ mW/g}$ ; SAR(10 g) =  $0.019 \text{ mW/g}$**

Maximum value of SAR (measured) =  $0.091 \text{ mW/g}$

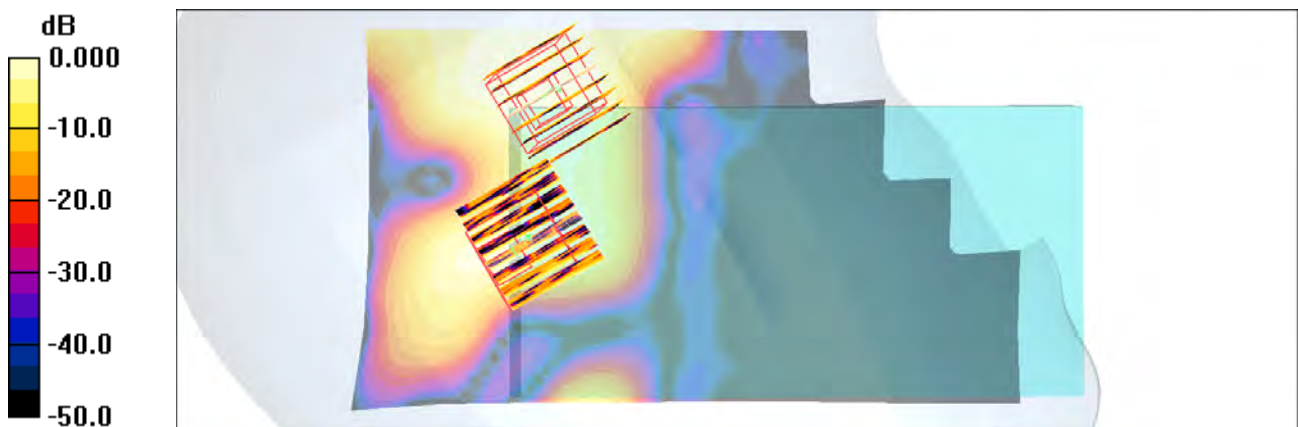
**Ch157/Zoom Scan (8x8x10)/Cube 1:** Measurement grid:  $dx=4\text{mm}$ ,  $dy=4\text{mm}$ ,  $dz=2.5\text{mm}$

Reference Value =  $2.26 \text{ V/m}$ ; Power Drift =  $0.137 \text{ dB}$

Peak SAR (extrapolated) =  $0.130 \text{ W/kg}$

**SAR(1 g) =  $0.041 \text{ mW/g}$ ; SAR(10 g) =  $0.013 \text{ mW/g}$**

Maximum value of SAR (measured) =  $0.089 \text{ mW/g}$



0 dB =  $0.089\text{mW/g}$



### #155 802.11a\_Left Tilted\_Ch157\_Battery 2\_Scanner 2\_Keypad 3

**DUT: 000411**

Communication System: 802.11a; Frequency: 5785 MHz; Duty Cycle: 1:1

Medium: HSL\_5G\_101112 Medium parameters used :  $f = 5785 \text{ MHz}$ ;  $\sigma = 5.47 \text{ mho/m}$ ;  $\epsilon_r = 34.5$ ;  $\rho = 1000 \text{ kg/m}^3$

Ambient Temperature :  $22.5 \text{ }^\circ\text{C}$ ; Liquid Temperature :  $21.3 \text{ }^\circ\text{C}$

DASY4 Configuration:

- Probe: EX3DV4 - SN3731; ConvF(4.22, 4.22, 4.22); Calibrated: 2010/9/20
- Sensor-Surface: 2mm (Mechanical Surface Detection)
- Electronics: DAE4 Sn778; Calibrated: 2010/10/22
- Phantom: SAM-Right; Type: QD 000 P40 C; Serial: TP-1383
- Measurement SW: DASY4, V4.7 Build 80; Postprocessing SW: SEMCAD, V1.8 Build 186

**Ch157/Area Scan (101x201x1):** Measurement grid:  $dx=10\text{mm}$ ,  $dy=10\text{mm}$

Maximum value of SAR (interpolated) =  $0.159 \text{ mW/g}$

**Ch157/Zoom Scan (8x8x10)/Cube 0:** Measurement grid:  $dx=4\text{mm}$ ,  $dy=4\text{mm}$ ,  $dz=2.5\text{mm}$

Reference Value =  $1.27 \text{ V/m}$ ; Power Drift =  $0.175 \text{ dB}$

Peak SAR (extrapolated) =  $0.254 \text{ W/kg}$

**SAR(1 g) =  $0.079 \text{ mW/g}$ ; SAR(10 g) =  $0.028 \text{ mW/g}$**

Maximum value of SAR (measured) =  $0.151 \text{ mW/g}$

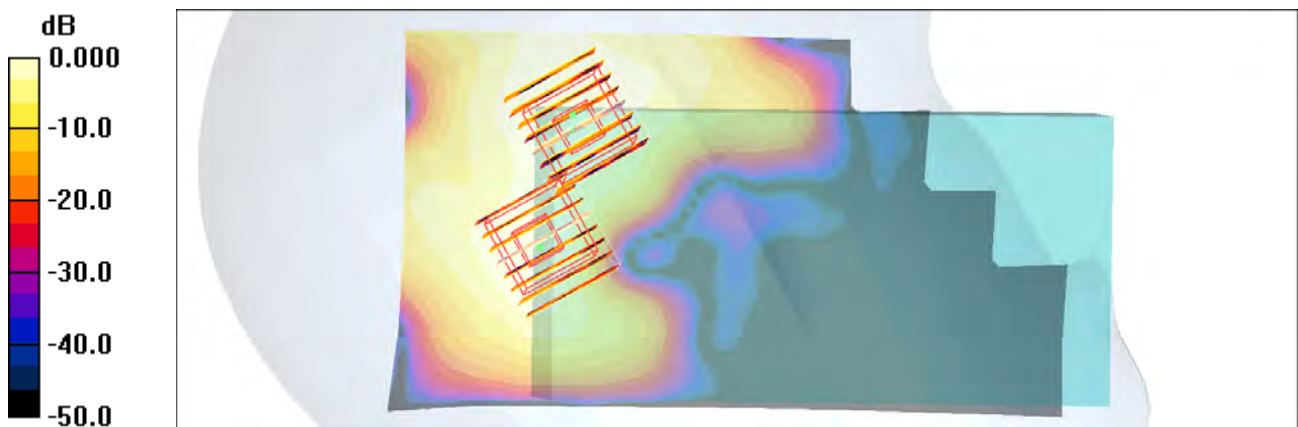
**Ch157/Zoom Scan (8x8x10)/Cube 1:** Measurement grid:  $dx=4\text{mm}$ ,  $dy=4\text{mm}$ ,  $dz=2.5\text{mm}$

Reference Value =  $1.27 \text{ V/m}$ ; Power Drift =  $0.475 \text{ dB}$

Peak SAR (extrapolated) =  $0.297 \text{ W/kg}$

**SAR(1 g) =  $0.060 \text{ mW/g}$ ; SAR(10 g) =  $0.020 \text{ mW/g}$**

Maximum value of SAR (measured) =  $0.124 \text{ mW/g}$



0 dB =  $0.124\text{mW/g}$

## #156 802.11a\_Right Cheek\_Ch157\_Battery 1\_Scanner 2\_Keypad 1

**DUT: 000411**

Communication System: 802.11a; Frequency: 5785 MHz; Duty Cycle: 1:1

Medium: HSL\_5G\_101112 Medium parameters used :  $f = 5785$  MHz;  $\sigma = 5.47$  mho/m;  $\epsilon_r = 34.5$ ;  $\rho = 1000$  kg/m<sup>3</sup>

Ambient Temperature : 22.5 °C ; Liquid Temperature : 21.3 °C

DASY4 Configuration:

- Probe: EX3DV4 - SN3731; ConvF(4.22, 4.22, 4.22); Calibrated: 2010/9/20
- Sensor-Surface: 2mm (Mechanical Surface Detection)
- Electronics: DAE4 Sn778; Calibrated: 2010/10/22
- Phantom: SAM-Right; Type: QD 000 P40 C; Serial: TP-1383
- Measurement SW: DASY4, V4.7 Build 80; Postprocessing SW: SEMCAD, V1.8 Build 186

**Ch157/Area Scan (101x201x1):** Measurement grid: dx=10mm, dy=10mm

Maximum value of SAR (interpolated) = 0.152 mW/g


**Ch157/Zoom Scan (8x8x10)/Cube 0:** Measurement grid: dx=4mm, dy=4mm, dz=2.5mm

Reference Value = 3.13 V/m; Power Drift = -0.130 dB

Peak SAR (extrapolated) = 0.577 W/kg

**SAR(1 g) = 0.140 mW/g; SAR(10 g) = 0.023 mW/g**

Maximum value of SAR (measured) = 0.354 mW/g



0 dB = 0.354mW/g



## #157 802.11a\_Right Tilted\_Ch157\_Battery 1\_Scanner 2\_Keypad 1

**DUT: 000411**

Communication System: 802.11a; Frequency: 5785 MHz; Duty Cycle: 1:1

Medium: HSL\_5G\_101112 Medium parameters used :  $f = 5785$  MHz;  $\sigma = 5.47$  mho/m;  $\epsilon_r = 34.5$ ;  $\rho = 1000$  kg/m<sup>3</sup>

Ambient Temperature : 22.5 °C; Liquid Temperature : 21.3 °C

DASY4 Configuration:

- Probe: EX3DV4 - SN3731; ConvF(4.22, 4.22, 4.22); Calibrated: 2010/9/20
- Sensor-Surface: 2mm (Mechanical Surface Detection)
- Electronics: DAE4 Sn778; Calibrated: 2010/10/22
- Phantom: SAM-Right; Type: QD 000 P40 C; Serial: TP-1383
- Measurement SW: DASY4, V4.7 Build 80; Postprocessing SW: SEMCAD, V1.8 Build 186

**Ch157/Area Scan (101x201x1):** Measurement grid: dx=10mm, dy=10mm

Maximum value of SAR (interpolated) = 0.190 mW/g

**Ch157/Zoom Scan (8x8x10)/Cube 1:** Measurement grid: dx=4mm, dy=4mm, dz=2.5mm

Reference Value = 2.34 V/m; Power Drift = 0.181 dB

Peak SAR (extrapolated) = 0.463 W/kg

**SAR(1 g) = 0.139 mW/g; SAR(10 g) = 0.038 mW/g**

Maximum value of SAR (measured) = 0.275 mW/g


**Ch157/Zoom Scan (8x8x10)/Cube 0:** Measurement grid: dx=4mm, dy=4mm, dz=2.5mm

Reference Value = 2.34 V/m; Power Drift = 0.181 dB

Peak SAR (extrapolated) = 0.340 W/kg

**SAR(1 g) = 0.062 mW/g; SAR(10 g) = 0.021 mW/g**

Maximum value of SAR (measured) = 0.135 mW/g



0 dB = 0.135mW/g

### #158 802.11a\_Left Cheek\_Ch157\_Battery 1\_Scanner 2\_Keypad 1

**DUT: 000411**

Communication System: 802.11a; Frequency: 5785 MHz; Duty Cycle: 1:1

Medium: HSL\_5G\_101112 Medium parameters used :  $f = 5785$  MHz;  $\sigma = 5.47$  mho/m;  $\epsilon_r = 34.5$ ;  $\rho = 1000$  kg/m<sup>3</sup>

Ambient Temperature : 22.5 °C ; Liquid Temperature : 21.3 °C

DASY4 Configuration:

- Probe: EX3DV4 - SN3731; ConvF(4.22, 4.22, 4.22); Calibrated: 2010/9/20
- Sensor-Surface: 2mm (Mechanical Surface Detection)
- Electronics: DAE4 Sn778; Calibrated: 2010/10/22
- Phantom: SAM-Right; Type: QD 000 P40 C; Serial: TP-1383
- Measurement SW: DASY4, V4.7 Build 80; Postprocessing SW: SEMCAD, V1.8 Build 186

**Ch157/Area Scan (101x201x1):** Measurement grid: dx=10mm, dy=10mm

Maximum value of SAR (interpolated) = 0.241 mW/g

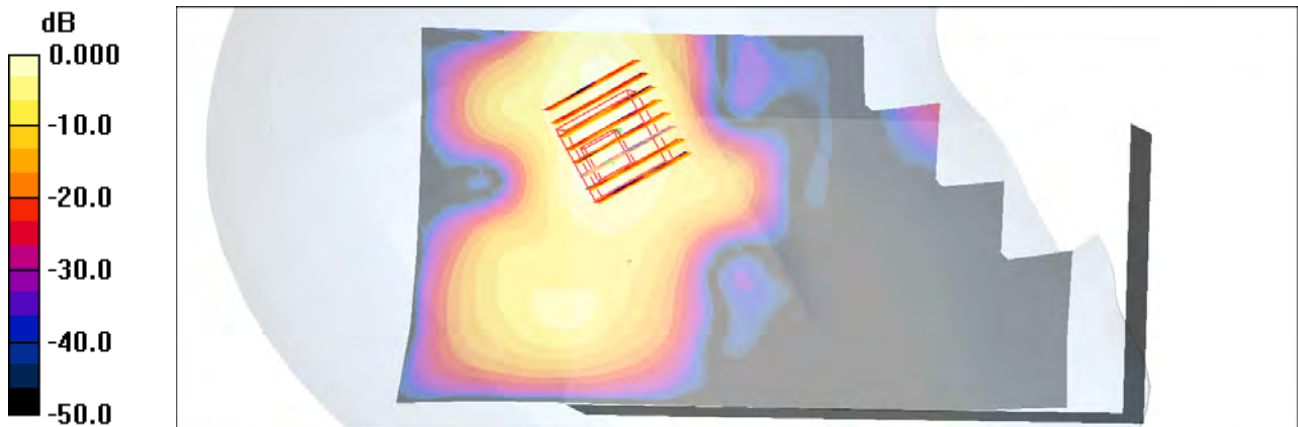
**Ch157/Zoom Scan (8x8x10)/Cube 0:** Measurement grid: dx=4mm, dy=4mm, dz=2.5mm

Reference Value = 1.84 V/m; Power Drift = 0.172 dB

Peak SAR (extrapolated) = 0.422 W/kg

**SAR(1 g) = 0.110 mW/g; SAR(10 g) = 0.037 mW/g**

Maximum value of SAR (measured) = 0.219 mW/g



0 dB = 0.219mW/g

### #159 802.11a\_Left Tilted\_Ch149\_Battery 2\_Scanner 1\_Keypad 1

**DUT: 0O0411**

Communication System: 802.11a; Frequency: 5745 MHz; Duty Cycle: 1:1

Medium: HSL\_5G\_101112 Medium parameters used:  $f = 5745$  MHz;  $\sigma = 5.42$  mho/m;  $\epsilon_r = 34.6$ ;  $\rho = 1000$  kg/m<sup>3</sup>

Ambient Temperature : 22.5 °C ; Liquid Temperature : 21.3 °C

DASY4 Configuration:

- Probe: EX3DV4 - SN3731; ConvF(4.22, 4.22, 4.22); Calibrated: 2010/9/20
- Sensor-Surface: 2mm (Mechanical Surface Detection)
- Electronics: DAE4 Sn778; Calibrated: 2010/10/22
- Phantom: SAM-Right; Type: QD 000 P40 C; Serial: TP-1383
- Measurement SW: DASY4, V4.7 Build 80; Postprocessing SW: SEMCAD, V1.8 Build 186

**Ch149/Area Scan (101x201x1):** Measurement grid: dx=10mm, dy=10mm

Maximum value of SAR (interpolated) = 0.219 mW/g

**Ch149/Zoom Scan (8x8x10)/Cube 0:** Measurement grid: dx=4mm, dy=4mm, dz=2.5mm

Reference Value = 2.42 V/m; Power Drift = 0.103 dB

Peak SAR (extrapolated) = 0.512 W/kg

**SAR(1 g) = 0.145 mW/g; SAR(10 g) = 0.050 mW/g**

Maximum value of SAR (measured) = 0.283 mW/g

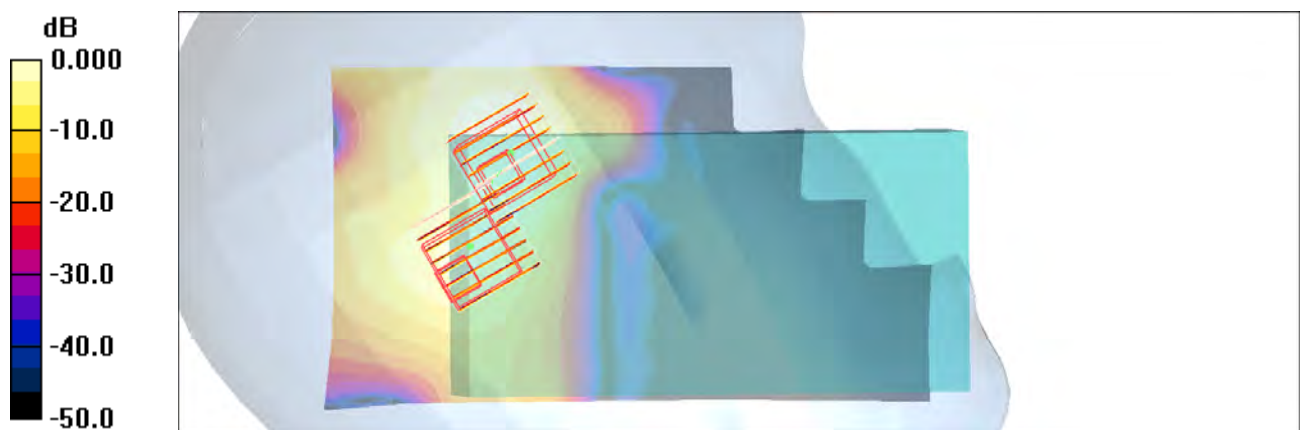
**Ch149/Zoom Scan (8x8x10)/Cube 1:** Measurement grid: dx=4mm, dy=4mm, dz=2.5mm

Reference Value = 2.42 V/m; Power Drift = 0.103 dB

Peak SAR (extrapolated) = 0.573 W/kg

**SAR(1 g) = 0.092 mW/g; SAR(10 g) = 0.026 mW/g**

Maximum value of SAR (measured) = 0.260 mW/g



0 dB = 0.260mW/g

**#159 802.11a\_Left Tilted\_Ch149\_Battery 2\_Scanner 1\_Keypad 1\_2D**

**DUT: 0O0411**

Communication System: 802.11a; Frequency: 5745 MHz; Duty Cycle: 1:1

Medium: HSL\_5G\_101112 Medium parameters used:  $f = 5745$  MHz;  $\sigma = 5.42$  mho/m;  $\epsilon_r = 34.6$ ;  $\rho = 1000$  kg/m<sup>3</sup>

Ambient Temperature : 22.5 °C ; Liquid Temperature : 21.3 °C

DASY4 Configuration:

- Probe: EX3DV4 - SN3731; ConvF(4.22, 4.22, 4.22); Calibrated: 2010/9/20
- Sensor-Surface: 2mm (Mechanical Surface Detection)
- Electronics: DAE4 Sn778; Calibrated: 2010/10/22
- Phantom: SAM-Right; Type: QD 000 P40 C; Serial: TP-1383
- Measurement SW: DASY4, V4.7 Build 80; Postprocessing SW: SEMCAD, V1.8 Build 186

**Ch149/Area Scan (101x201x1):** Measurement grid: dx=10mm, dy=10mm

Maximum value of SAR (interpolated) = 0.219 mW/g

**Ch149/Zoom Scan (8x8x10)/Cube 0:** Measurement grid: dx=4mm, dy=4mm, dz=2.5mm

Reference Value = 2.42 V/m; Power Drift = 0.103 dB

Peak SAR (extrapolated) = 0.512 W/kg

**SAR(1 g) = 0.145 mW/g; SAR(10 g) = 0.050 mW/g**

Maximum value of SAR (measured) = 0.283 mW/g

**Ch149/Zoom Scan (8x8x10)/Cube 1:** Measurement grid: dx=4mm, dy=4mm, dz=2.5mm

Reference Value = 2.42 V/m; Power Drift = 0.103 dB

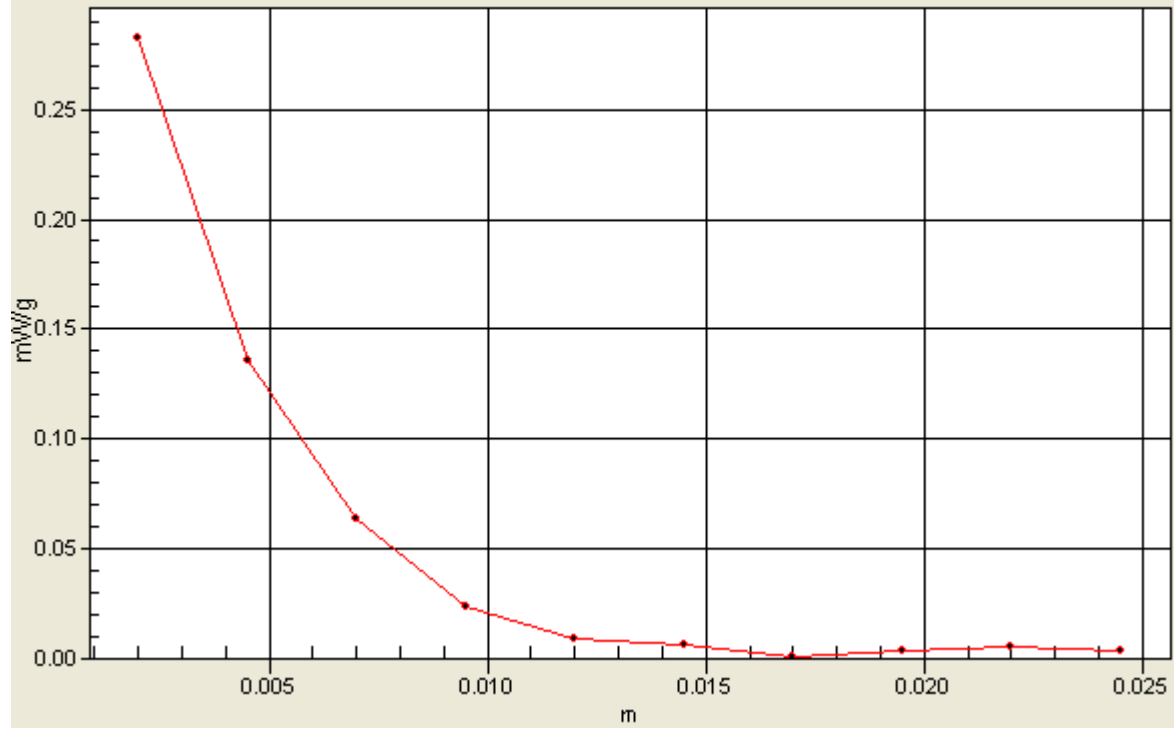
Peak SAR (extrapolated) = 0.573 W/kg

**SAR(1 g) = 0.092 mW/g; SAR(10 g) = 0.026 mW/g**

Maximum value of SAR (measured) = 0.260 mW/g

# 1g/10g Averaged SAR

SAR; Zoom Scan: Value Along Z, X=5, Y=3



**#160 802.11a\_Left Tilted\_Ch161\_Battery 2\_Scanner 1\_Keypad 1**

**DUT: 000411**

Communication System: 802.11a; Frequency: 5805 MHz; Duty Cycle: 1:1

Medium: HSL\_5G\_101112 Medium parameters used:  $f = 5805 \text{ MHz}$ ;  $\sigma = 5.49 \text{ mho/m}$ ;  $\epsilon_r = 34.4$ ;  $\rho = 1000 \text{ kg/m}^3$

Ambient Temperature :  $22.4 \text{ }^\circ\text{C}$  ; Liquid Temperature :  $21.3 \text{ }^\circ\text{C}$

DASY4 Configuration:

- Probe: EX3DV4 - SN3731; ConvF(4.22, 4.22, 4.22); Calibrated: 2010/9/20
- Sensor-Surface: 2mm (Mechanical Surface Detection)
- Electronics: DAE4 Sn778; Calibrated: 2010/10/22
- Phantom: SAM-Right; Type: QD 000 P40 C; Serial: TP-1383
- Measurement SW: DASY4, V4.7 Build 80; Postprocessing SW: SEMCAD, V1.8 Build 186

**Ch161/Area Scan (101x201x1):** Measurement grid:  $dx=10\text{mm}$ ,  $dy=10\text{mm}$

Maximum value of SAR (interpolated) =  $0.229 \text{ mW/g}$

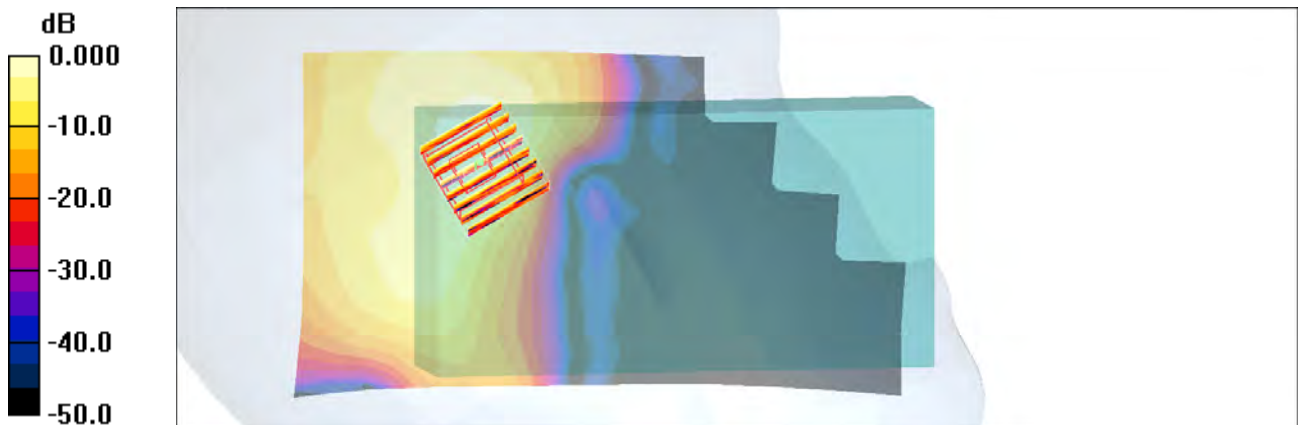
**Ch161/Zoom Scan (8x8x10)/Cube 0:** Measurement grid:  $dx=4\text{mm}$ ,  $dy=4\text{mm}$ ,  $dz=2.5\text{mm}$

Reference Value =  $1.51 \text{ V/m}$ ; Power Drift =  $0.144 \text{ dB}$

Peak SAR (extrapolated) =  $0.813 \text{ W/kg}$

**SAR(1 g) =  $0.145 \text{ mW/g}$ ; SAR(10 g) =  $0.050 \text{ mW/g}$**

Maximum value of SAR (measured) =  $0.282 \text{ mW/g}$



0 dB =  $0.282\text{mW/g}$

### #161 802.11a\_Left Tilted\_Ch165\_Battery 1\_Scanner 2\_Keypad 1

**DUT: 000411**

Communication System: 802.11a; Frequency: 5825 MHz; Duty Cycle: 1:1

Medium: HSL\_5G\_101112 Medium parameters used:  $f = 5825$  MHz;  $\sigma = 5.52$  mho/m;  $\epsilon_r = 34.4$ ;  $\rho = 1000$  kg/m<sup>3</sup>

Ambient Temperature : 22.4 °C ; Liquid Temperature : 21.3 °C

DASY4 Configuration:

- Probe: EX3DV4 - SN3731; ConvF(4.22, 4.22, 4.22); Calibrated: 2010/9/20
- Sensor-Surface: 2mm (Mechanical Surface Detection)
- Electronics: DAE4 Sn778; Calibrated: 2010/10/22
- Phantom: SAM-Right; Type: QD 000 P40 C; Serial: TP-1383
- Measurement SW: DASY4, V4.7 Build 80; Postprocessing SW: SEMCAD, V1.8 Build 186

**Ch165/Area Scan (101x201x1):** Measurement grid: dx=10mm, dy=10mm

Maximum value of SAR (interpolated) = 0.205 mW/g

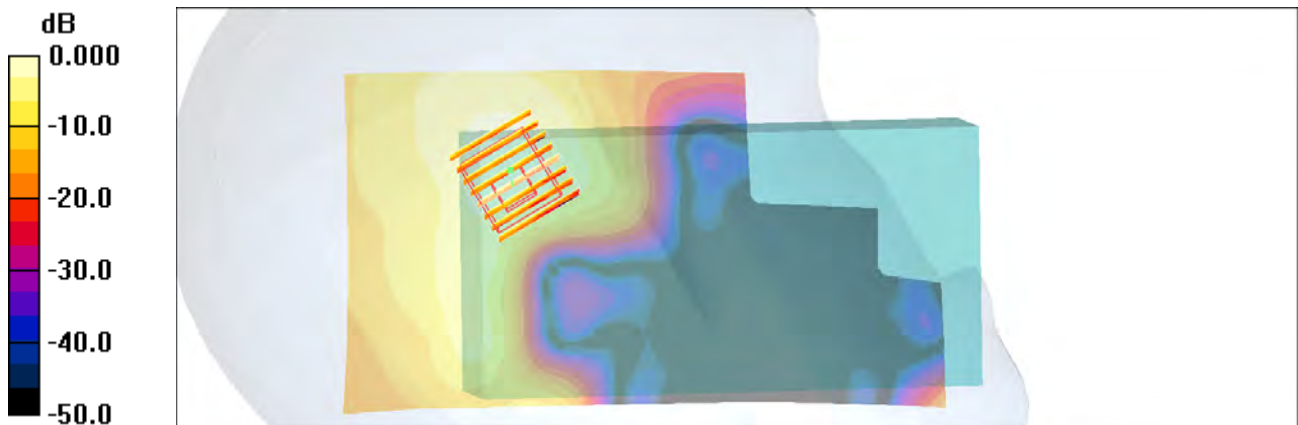
**Ch165/Zoom Scan (8x8x10)/Cube 0:** Measurement grid: dx=4mm, dy=4mm, dz=2.5mm

Reference Value = 2.31 V/m; Power Drift = -0.138 dB

Peak SAR (extrapolated) = 0.482 W/kg

**SAR(1 g) = 0.143 mW/g; SAR(10 g) = 0.053 mW/g**

Maximum value of SAR (measured) = 0.277 mW/g



0 dB = 0.277mW/g

**#30 802.11b\_Bottom\_1.5cm\_Ch6\_Battery 1\_Scanner 1\_Keypad 1**

**DUT: 000411**

Communication System: 802.11b ; Frequency: 2437 MHz;Duty Cycle: 1:1

Medium: MSL\_2450\_101026 Medium parameters used:  $f = 2437$  MHz;  $\sigma = 1.94$  mho/m;  $\epsilon_r = 54.6$ ;  $\rho = 1000$

kg/m<sup>3</sup>

Ambient Temperature : 22.5 ; Liquid Temperature : 21.6

DASY5 Configuration:

- Probe: ET3DV6 - SN1788; ConvF(4.04, 4.04, 4.04); Calibrated: 2010/9/21

- Sensor-Surface: 4mm (Mechanical Surface Detection)

- Electronics: DAE4 Sn905; Calibrated: 2010/6/22

- Phantom: ELI 4.0; Type: QDOVA001BA; Serial: 1029

- Measurement SW: DASY5, V5.0 Build 125; SEMCAD X Version 13.4 Build 125

**Ch6/Area Scan (61x91x1):** Measurement grid: dx=20mm, dy=20mm

Maximum value of SAR (interpolated) = 0.033 mW/g

**Ch6/Zoom Scan (5x5x7)/Cube 0:** Measurement grid: dx=8mm, dy=8mm, dz=5mm

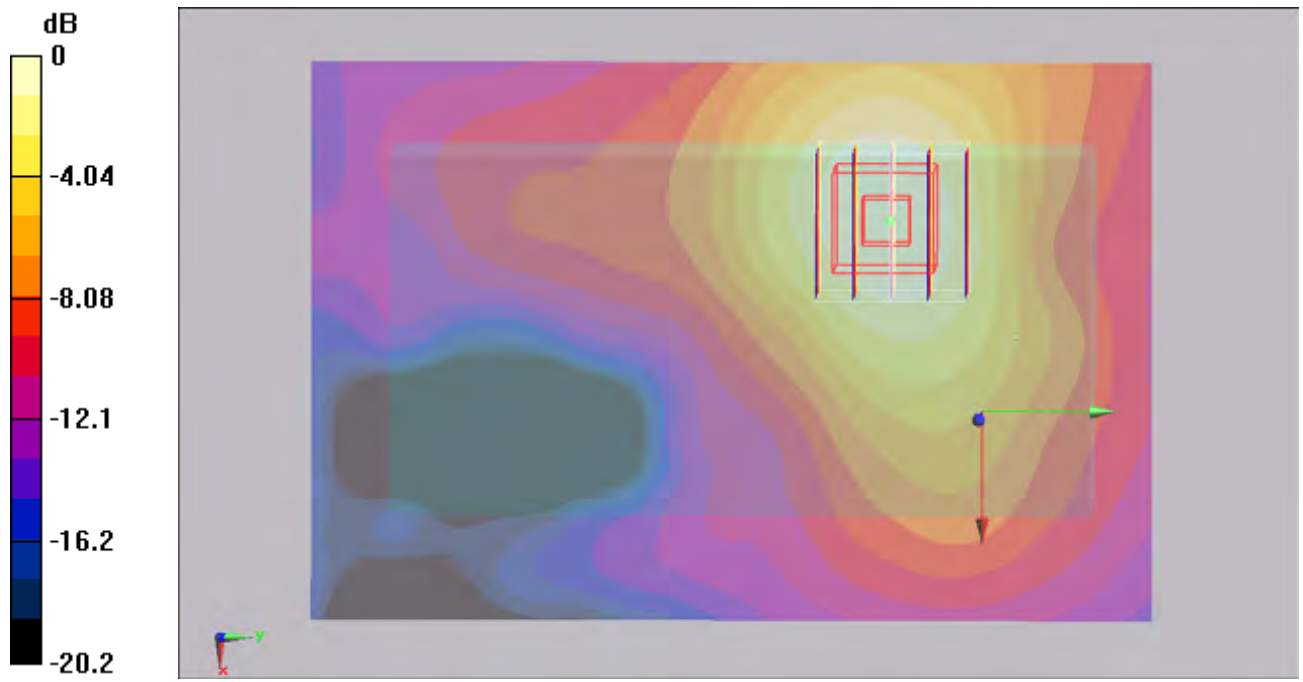
Reference Value = 2.39 V/m; Power Drift = -0.195 dB

Peak SAR (extrapolated) = 0.063 W/kg

**SAR(1 g) = 0.030 mW/g; SAR(10 g) = 0.017 mW/g**

Maximum value of SAR (measured) = 0.031 mW/g





0 dB = 0.031mW/g

**#31 802.11g\_Bottom\_1.5cm\_Ch6\_Battery 1\_Scanner 1\_Keypad 1**

**DUT: 000411**

Communication System: 802.11g; Frequency: 2437 MHz; Duty Cycle: 1:1

Medium: MSL\_2450\_101026 Medium parameters used:  $f = 2437$  MHz;  $\sigma = 1.94$  mho/m;  $\epsilon_r = 54.6$ ;  $\rho = 1000$

kg/m<sup>3</sup>

Ambient Temperature : 22.5 ; Liquid Temperature : 21.6

DASY5 Configuration:

- Probe: ET3DV6 - SN1788; ConvF(4.04, 4.04, 4.04); Calibrated: 2010/9/21
- Sensor-Surface: 4mm (Mechanical Surface Detection)
- Electronics: DAE4 Sn905; Calibrated: 2010/6/22
- Phantom: ELI 4.0; Type: QDOVA001BA; Serial: 1029
- Measurement SW: DASY5, V5.0 Build 125; SEMCAD X Version 13.4 Build 125

**Ch6/Area Scan (61x91x1):** Measurement grid: dx=20mm, dy=20mm

Maximum value of SAR (interpolated) = 0.041 mW/g

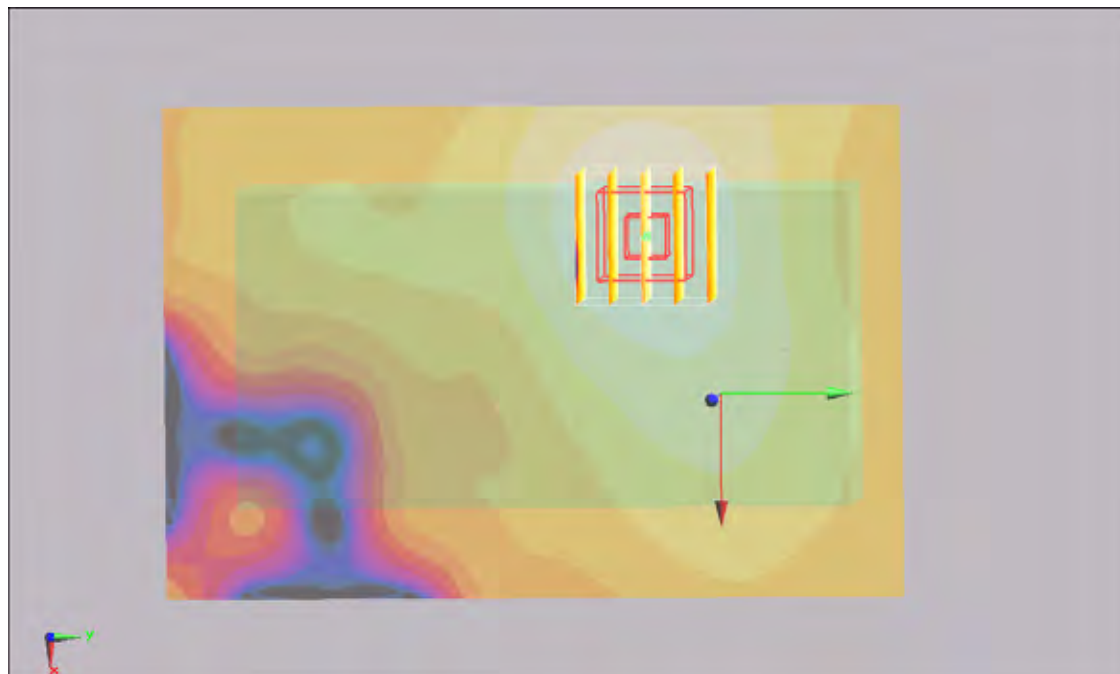
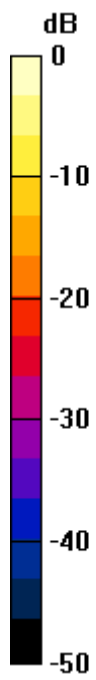
**Ch6/Zoom Scan (5x5x7)/Cube 0:** Measurement grid: dx=8mm, dy=8mm, dz=5mm

Reference Value = 2.42 V/m; Power Drift = 0.082 dB

Peak SAR (extrapolated) = 0.080 W/kg

**SAR(1 g) = 0.038 mW/g; SAR(10 g) = 0.021 mW/g**

Maximum value of SAR (measured) = 0.040 mW/g



0 dB = 0.040mW/g

**#32 802.11g\_Bottom\_1.5cm\_Ch6\_Battery 1\_Scanner 1\_Keypad 2**

**DUT: 000411**

Communication System: 802.11g; Frequency: 2437 MHz; Duty Cycle: 1:1

Medium: MSL\_2450\_101026 Medium parameters used:  $f = 2437$  MHz;  $\sigma = 1.94$  mho/m;  $\epsilon_r = 54.6$ ;  $\rho = 1000$

kg/m<sup>3</sup>

Ambient Temperature : 22.6 ; Liquid Temperature : 21.6

DASY5 Configuration:

- Probe: ET3DV6 - SN1788; ConvF(4.04, 4.04, 4.04); Calibrated: 2010/9/21
- Sensor-Surface: 4mm (Mechanical Surface Detection)
- Electronics: DAE4 Sn905; Calibrated: 2010/6/22
- Phantom: ELI 4.0; Type: QDOVA001BA; Serial: 1029
- Measurement SW: DASY5, V5.0 Build 125; SEMCAD X Version 13.4 Build 125

**Ch6/Area Scan (61x91x1):** Measurement grid: dx=20mm, dy=20mm

Maximum value of SAR (interpolated) = 0.045 mW/g

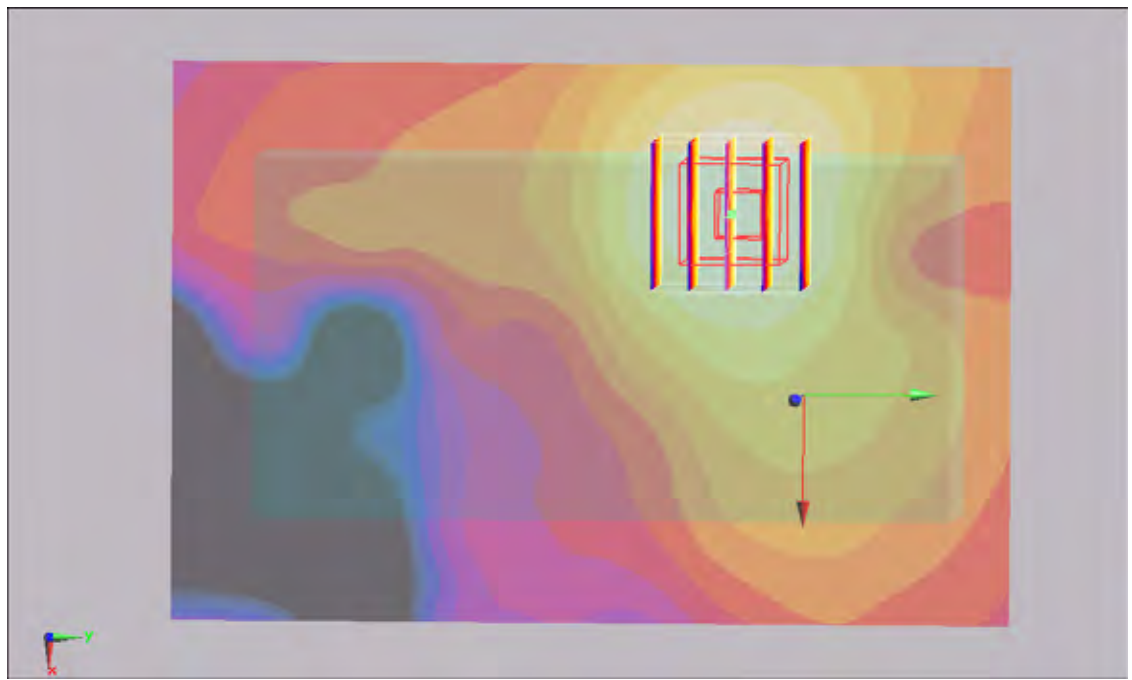
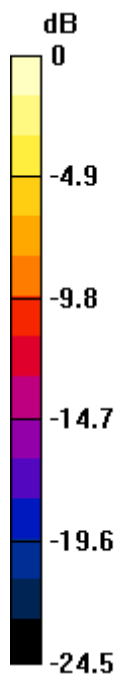
**Ch6/Zoom Scan (5x5x7)/Cube 0:** Measurement grid: dx=8mm, dy=8mm, dz=5mm

Reference Value = 2.7 V/m; Power Drift = -0.186 dB

Peak SAR (extrapolated) = 0.085 W/kg

**SAR(1 g) = 0.041 mW/g; SAR(10 g) = 0.023 mW/g**

Maximum value of SAR (measured) = 0.043 mW/g



0 dB = 0.043mW/g

**#33 802.11g\_Bottom\_1.5cm\_Ch6\_Battery 1\_Scanner 1\_Keypad 3**

**DUT: 000411**

Communication System: 802.11g; Frequency: 2437 MHz; Duty Cycle: 1:1

Medium: MSL\_2450\_101026 Medium parameters used:  $f = 2437$  MHz;  $\sigma = 1.94$  mho/m;  $\epsilon_r = 54.6$ ;  $\rho = 1000$

kg/m<sup>3</sup>

Ambient Temperature : 22.6 ; Liquid Temperature : 21.6

DASY5 Configuration:

- Probe: ET3DV6 - SN1788; ConvF(4.04, 4.04, 4.04); Calibrated: 2010/9/21

- Sensor-Surface: 4mm (Mechanical Surface Detection)

- Electronics: DAE4 Sn905; Calibrated: 2010/6/22

- Phantom: ELI 4.0; Type: QDOVA001BA; Serial: 1029

- Measurement SW: DASY5, V5.0 Build 125; SEMCAD X Version 13.4 Build 125

**Ch6/Area Scan (61x91x1):** Measurement grid: dx=20mm, dy=20mm

Maximum value of SAR (interpolated) = 0.039 mW/g

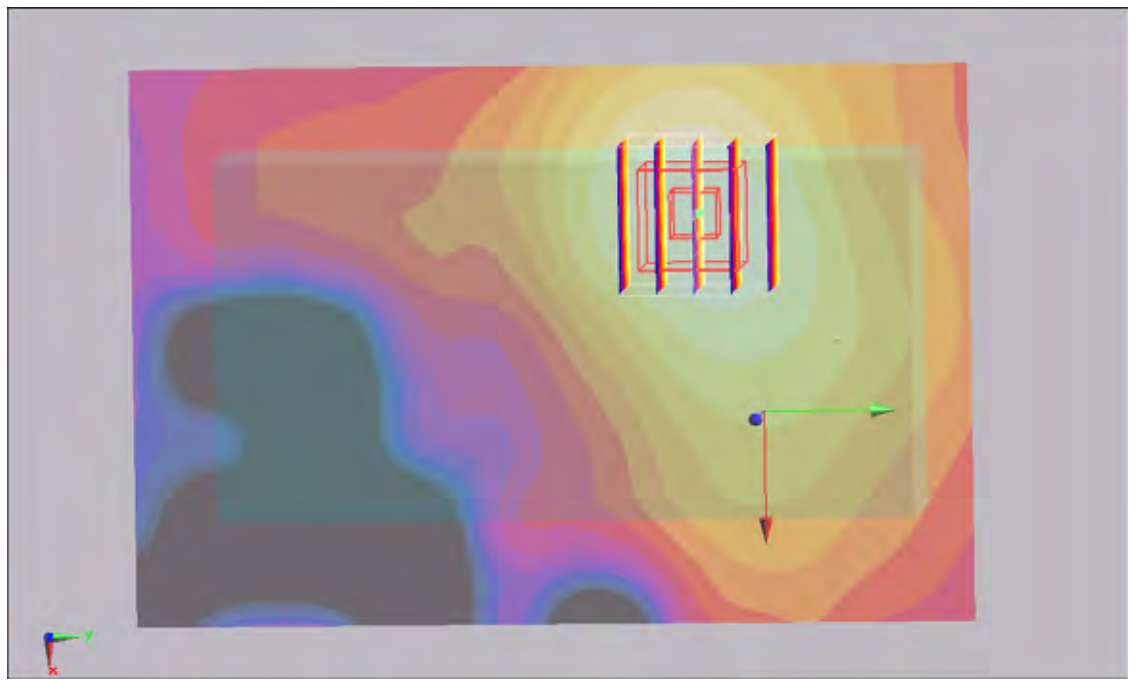
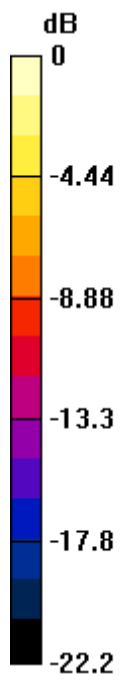
**Ch6/Zoom Scan (5x5x7)/Cube 0:** Measurement grid: dx=8mm, dy=8mm, dz=5mm

Reference Value = 3.06 V/m; Power Drift = -0.123 dB

Peak SAR (extrapolated) = 0.076 W/kg

**SAR(1 g) = 0.037 mW/g; SAR(10 g) = 0.020 mW/g**

Maximum value of SAR (measured) = 0.038 mW/g



0 dB = 0.038mW/g

**#34 802.11g\_Bottom\_1.5cm\_Ch6\_Battery 1\_Scanner 2\_Keypad 1**

**DUT: 000411**

Communication System: 802.11g; Frequency: 2437 MHz; Duty Cycle: 1:1

Medium: MSL\_2450\_101026 Medium parameters used:  $f = 2437$  MHz;  $\sigma = 1.94$  mho/m;  $\epsilon_r = 54.6$ ;  $\rho = 1000$

kg/m<sup>3</sup>

Ambient Temperature : 22.7 ; Liquid Temperature : 21.6

DASY5 Configuration:

- Probe: ET3DV6 - SN1788; ConvF(4.04, 4.04, 4.04); Calibrated: 2010/9/21

- Sensor-Surface: 4mm (Mechanical Surface Detection)

- Electronics: DAE4 Sn905; Calibrated: 2010/6/22

- Phantom: ELI 4.0; Type: QDOVA001BA; Serial: 1029

- Measurement SW: DASY5, V5.0 Build 125; SEMCAD X Version 13.4 Build 125

**Ch6/Area Scan (61x91x1):** Measurement grid: dx=20mm, dy=20mm

Maximum value of SAR (interpolated) = 0.051 mW/g

**Ch6/Zoom Scan (5x5x7)/Cube 0:** Measurement grid: dx=8mm, dy=8mm, dz=5mm

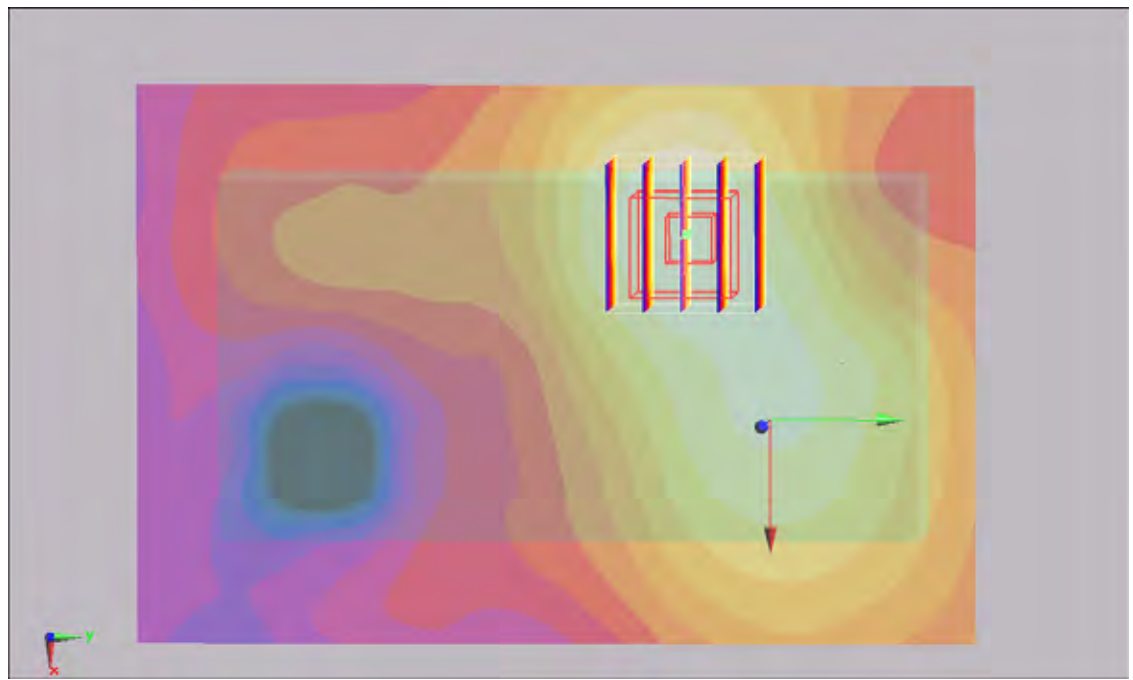
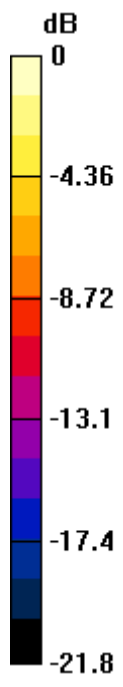
Reference Value = 4.3 V/m; Power Drift = -0.136 dB

Peak SAR (extrapolated) = 0.099 W/kg

**SAR(1 g) = 0.047 mW/g; SAR(10 g) = 0.026 mW/g**

Maximum value of SAR (measured) = 0.049 mW/g





0 dB = 0.049mW/g

**#35 802.11g\_Bottom\_1.5cm\_Ch6\_Battery 1\_Scanner 2\_Keypad 2**

**DUT: 000411**

Communication System: 802.11g; Frequency: 2437 MHz; Duty Cycle: 1:1

Medium: MSL\_2450\_101026 Medium parameters used:  $f = 2437$  MHz;  $\sigma = 1.94$  mho/m;  $\epsilon_r = 54.6$ ;  $\rho = 1000$

kg/m<sup>3</sup>

Ambient Temperature : 22.6 ; Liquid Temperature : 21.6

DASY5 Configuration:

- Probe: ET3DV6 - SN1788; ConvF(4.04, 4.04, 4.04); Calibrated: 2010/9/21

- Sensor-Surface: 4mm (Mechanical Surface Detection)

- Electronics: DAE4 Sn905; Calibrated: 2010/6/22

- Phantom: ELI 4.0; Type: QDOVA001BA; Serial: 1029

- Measurement SW: DASY5, V5.0 Build 125; SEMCAD X Version 13.4 Build 125

**Ch6/Area Scan (61x91x1):** Measurement grid: dx=20mm, dy=20mm

Maximum value of SAR (interpolated) = 0.056 mW/g

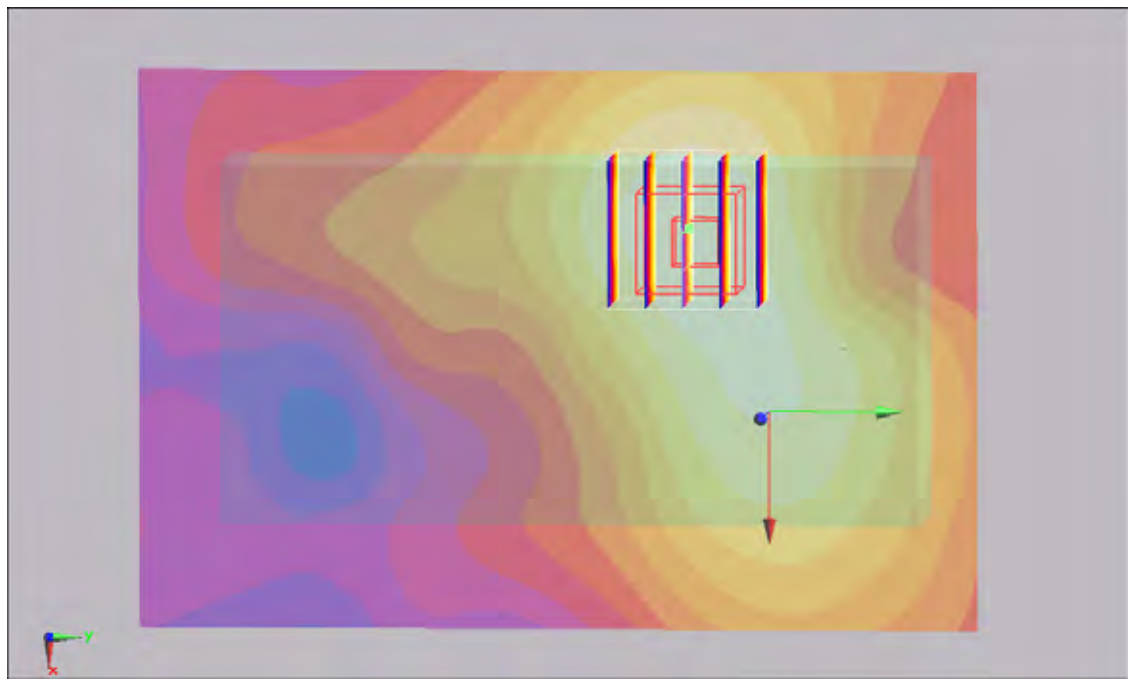
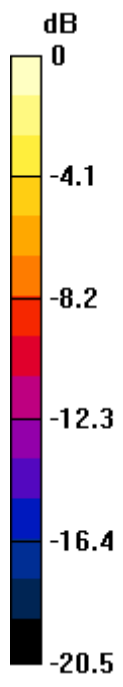
**Ch6/Zoom Scan (5x5x7)/Cube 0:** Measurement grid: dx=8mm, dy=8mm, dz=5mm

Reference Value = 4.41 V/m; Power Drift = -0.132 dB

Peak SAR (extrapolated) = 0.109 W/kg

**SAR(1 g) = 0.053 mW/g; SAR(10 g) = 0.030 mW/g**

Maximum value of SAR (measured) = 0.055 mW/g



0 dB = 0.055mW/g

**#36 802.11g\_Bottom\_1.5cm\_Ch6\_Battery 1\_Scanner 2\_Keypad 3**

**DUT: 000411**

Communication System: 802.11g; Frequency: 2437 MHz; Duty Cycle: 1:1

Medium: MSL\_2450\_101026 Medium parameters used:  $f = 2437$  MHz;  $\sigma = 1.94$  mho/m;  $\epsilon_r = 54.6$ ;  $\rho = 1000$

kg/m<sup>3</sup>

Ambient Temperature : 22.6 ; Liquid Temperature : 21.6

DASY5 Configuration:

- Probe: ET3DV6 - SN1788; ConvF(4.04, 4.04, 4.04); Calibrated: 2010/9/21

- Sensor-Surface: 4mm (Mechanical Surface Detection)

- Electronics: DAE4 Sn905; Calibrated: 2010/6/22

- Phantom: ELI 4.0; Type: QDOVA001BA; Serial: 1029

- Measurement SW: DASY5, V5.0 Build 125; SEMCAD X Version 13.4 Build 125

**Ch6/Area Scan (61x91x1):** Measurement grid: dx=20mm, dy=20mm

Maximum value of SAR (interpolated) = 0.055 mW/g

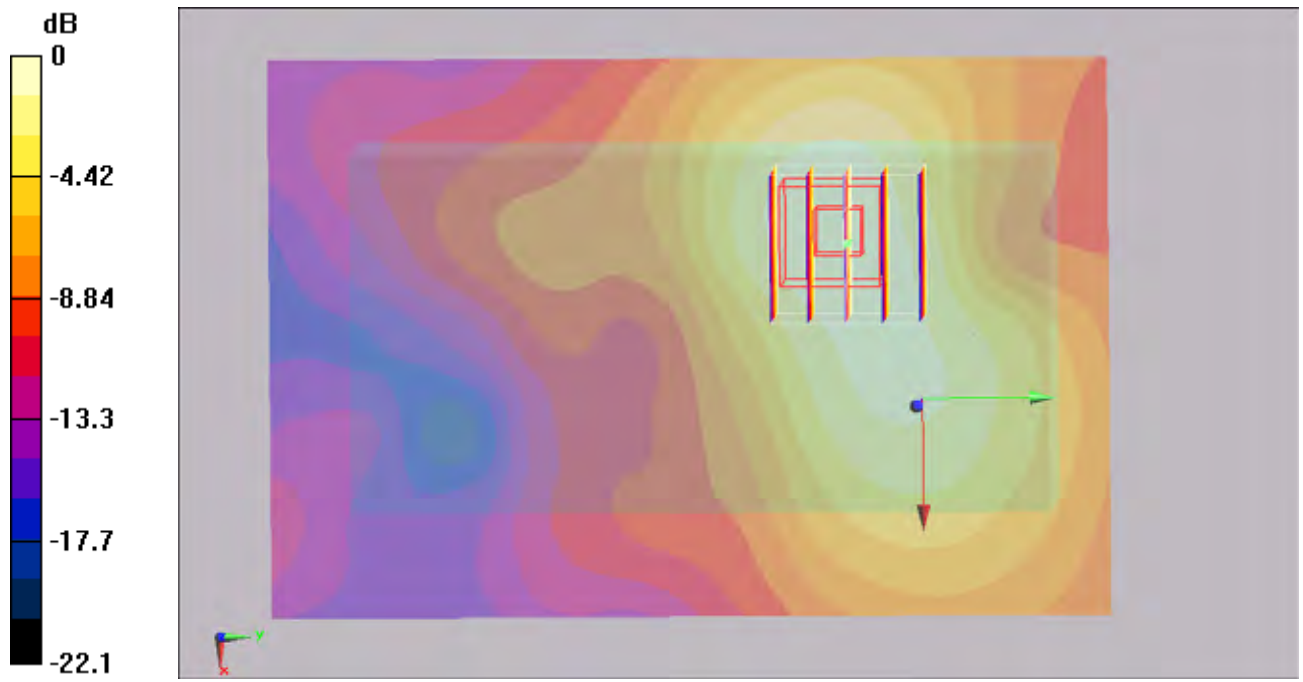
**Ch6/Zoom Scan (5x5x7)/Cube 0:** Measurement grid: dx=8mm, dy=8mm, dz=5mm

Reference Value = 4.32 V/m; Power Drift = -0.157 dB

Peak SAR (extrapolated) = 0.112 W/kg

**SAR(1 g) = 0.052 mW/g; SAR(10 g) = 0.029 mW/g**

Maximum value of SAR (measured) = 0.054 mW/g



0 dB = 0.054mW/g

**#37 802.11g\_Bottom\_1.5cm\_Ch6\_Battery 2\_Scanner 1\_Keypad 1**

**DUT: 000411**

Communication System: 802.11g; Frequency: 2437 MHz; Duty Cycle: 1:1

Medium: MSL\_2450\_101026 Medium parameters used:  $f = 2437$  MHz;  $\sigma = 1.94$  mho/m;  $\epsilon_r = 54.6$ ;  $\rho = 1000$

kg/m<sup>3</sup>

Ambient Temperature : 22.5 ; Liquid Temperature : 21.6

DASY5 Configuration:

- Probe: ET3DV6 - SN1788; ConvF(4.04, 4.04, 4.04); Calibrated: 2010/9/21

- Sensor-Surface: 4mm (Mechanical Surface Detection)

- Electronics: DAE4 Sn905; Calibrated: 2010/6/22

- Phantom: ELI 4.0; Type: QDOVA001BA; Serial: 1029

- Measurement SW: DASY5, V5.0 Build 125; SEMCAD X Version 13.4 Build 125

**Ch6/Area Scan (61x91x1):** Measurement grid: dx=20mm, dy=20mm

Maximum value of SAR (interpolated) = 0.032 mW/g

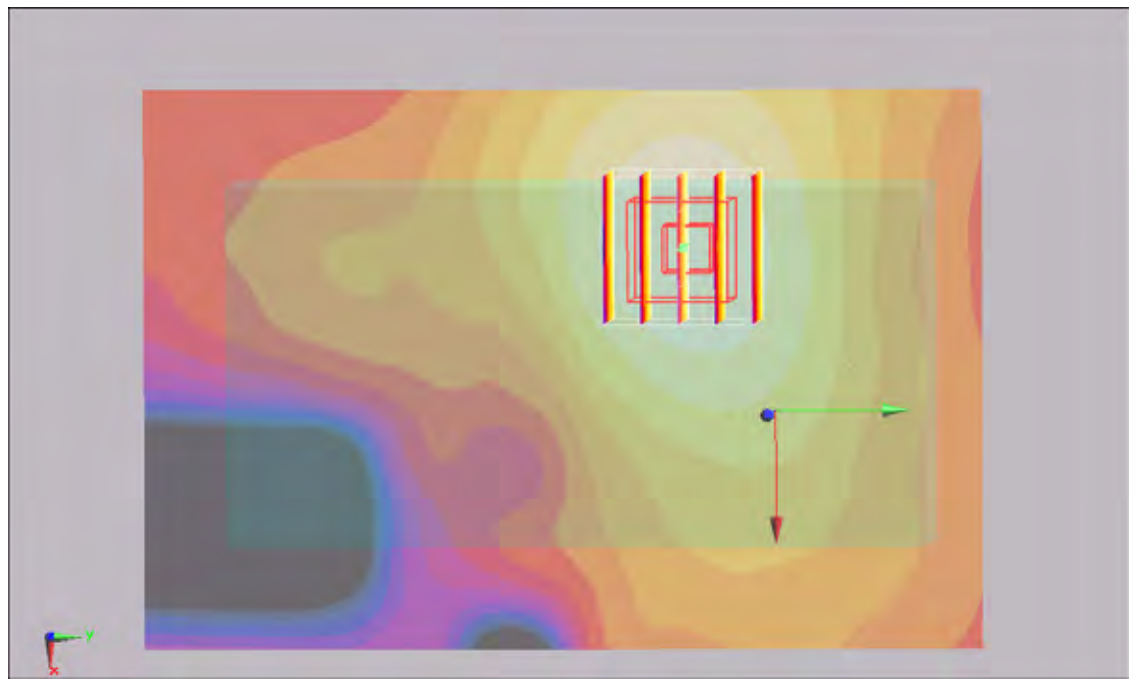
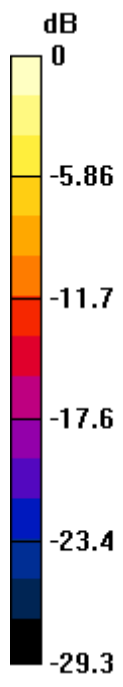
**Ch6/Zoom Scan (5x5x7)/Cube 0:** Measurement grid: dx=8mm, dy=8mm, dz=5mm

Reference Value = 2.08 V/m; Power Drift = -0.122 dB

Peak SAR (extrapolated) = 0.060 W/kg

**SAR(1 g) = 0.029 mW/g; SAR(10 g) = 0.016 mW/g**

Maximum value of SAR (measured) = 0.030 mW/g



0 dB = 0.030mW/g

**#38 802.11g\_Bottom\_1.5cm\_Ch6\_Battery 2\_Scanner 1\_Keypad 2**

**DUT: 000411**

Communication System: 802.11g; Frequency: 2437 MHz; Duty Cycle: 1:1

Medium: MSL\_2450\_101026 Medium parameters used:  $f = 2437$  MHz;  $\sigma = 1.94$  mho/m;  $\epsilon_r = 54.6$ ;  $\rho = 1000$

kg/m<sup>3</sup>

Ambient Temperature : 22.7 ; Liquid Temperature : 21.6

DASY5 Configuration:

- Probe: ET3DV6 - SN1788; ConvF(4.04, 4.04, 4.04); Calibrated: 2010/9/21
- Sensor-Surface: 4mm (Mechanical Surface Detection)
- Electronics: DAE4 Sn905; Calibrated: 2010/6/22
- Phantom: ELI 4.0; Type: QDOVA001BA; Serial: 1029
- Measurement SW: DASY5, V5.0 Build 125; SEMCAD X Version 13.4 Build 125

**Ch6/Area Scan (61x91x1):** Measurement grid: dx=20mm, dy=20mm

Maximum value of SAR (interpolated) = 0.031 mW/g

**Ch6/Zoom Scan (5x5x7)/Cube 0:** Measurement grid: dx=8mm, dy=8mm, dz=5mm

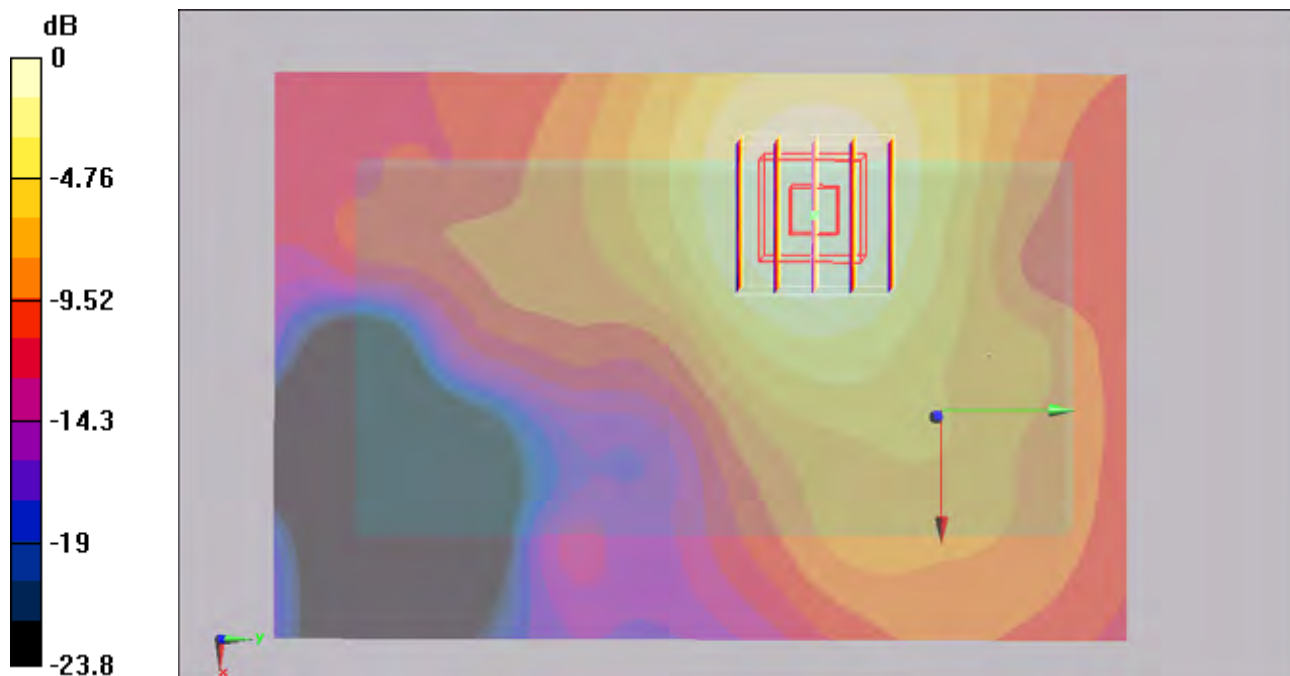
Reference Value = 1.84 V/m; Power Drift = -0.040 dB

Peak SAR (extrapolated) = 0.055 W/kg

**SAR(1 g) = 0.028 mW/g; SAR(10 g) = 0.016 mW/g**

Maximum value of SAR (measured) = 0.029 mW/g





0 dB = 0.029mW/g

**#39 802.11g\_Bottom\_1.5cm\_Ch6\_Battery 2\_Scanner 1\_Keypad 3**

**DUT: 000411**

Communication System: 802.11g; Frequency: 2437 MHz; Duty Cycle: 1:1

Medium: MSL\_2450\_101026 Medium parameters used:  $f = 2437$  MHz;  $\sigma = 1.94$  mho/m;  $\epsilon_r = 54.6$ ;  $\rho = 1000$

kg/m<sup>3</sup>

Ambient Temperature : 22.6 ; Liquid Temperature : 21.6

DASY5 Configuration:

- Probe: ET3DV6 - SN1788; ConvF(4.04, 4.04, 4.04); Calibrated: 2010/9/21
- Sensor-Surface: 4mm (Mechanical Surface Detection)
- Electronics: DAE4 Sn905; Calibrated: 2010/6/22
- Phantom: ELI 4.0; Type: QDOVA001BA; Serial: 1029
- Measurement SW: DASY5, V5.0 Build 125; SEMCAD X Version 13.4 Build 125

**Ch6/Area Scan (61x91x1):** Measurement grid: dx=20mm, dy=20mm

Maximum value of SAR (interpolated) = 0.030 mW/g

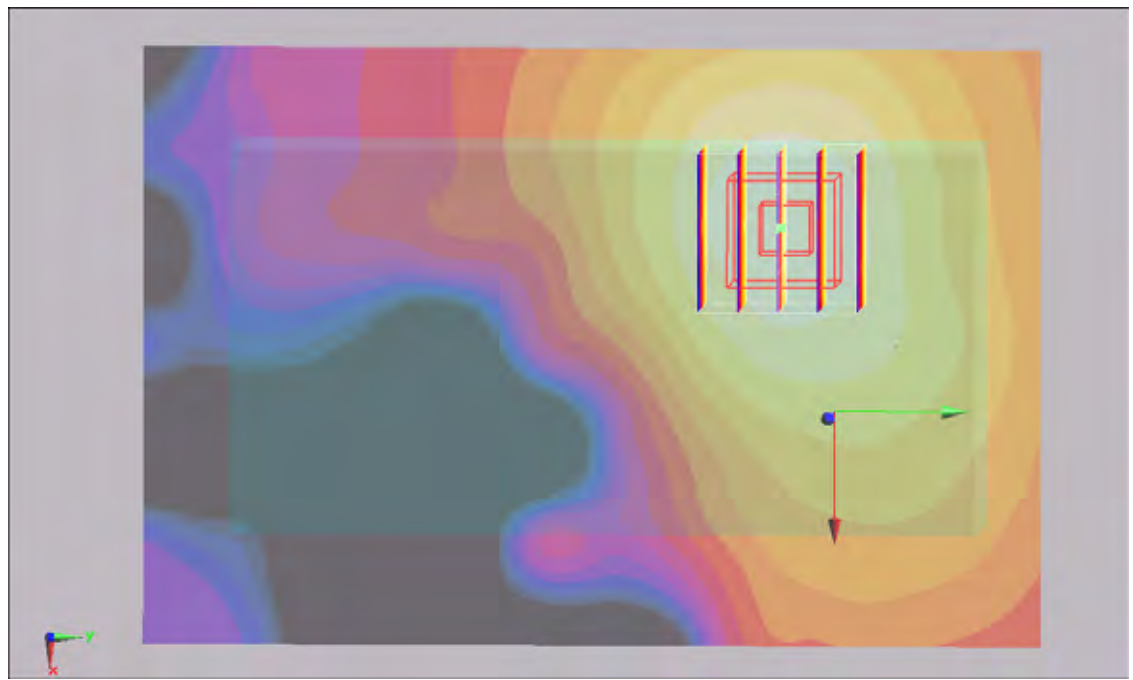
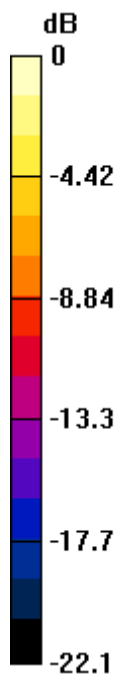
**Ch6/Zoom Scan (5x5x7)/Cube 0:** Measurement grid: dx=8mm, dy=8mm, dz=5mm

Reference Value = 3.04 V/m; Power Drift = -0.141 dB

Peak SAR (extrapolated) = 0.060 W/kg

**SAR(1 g) = 0.029 mW/g; SAR(10 g) = 0.017 mW/g**

Maximum value of SAR (measured) = 0.031 mW/g



0 dB = 0.031mW/g

**#40 802.11g\_Bottom\_1.5cm\_Ch6\_Battery 2\_Scanner 2\_Keypad 1**

**DUT: 000411**

Communication System: 802.11g; Frequency: 2437 MHz; Duty Cycle: 1:1

Medium: MSL\_2450\_101026 Medium parameters used:  $f = 2437$  MHz;  $\sigma = 1.94$  mho/m;  $\epsilon_r = 54.6$ ;  $\rho = 1000$

kg/m<sup>3</sup>

Ambient Temperature : 22.6 ; Liquid Temperature : 21.6

DASY5 Configuration:

- Probe: ET3DV6 - SN1788; ConvF(4.04, 4.04, 4.04); Calibrated: 2010/9/21

- Sensor-Surface: 4mm (Mechanical Surface Detection)

- Electronics: DAE4 Sn905; Calibrated: 2010/6/22

- Phantom: ELI 4.0; Type: QDOVA001BA; Serial: 1029

- Measurement SW: DASY5, V5.0 Build 125; SEMCAD X Version 13.4 Build 125

**Ch6/Area Scan (61x91x1):** Measurement grid: dx=20mm, dy=20mm

Maximum value of SAR (interpolated) = 0.035 mW/g

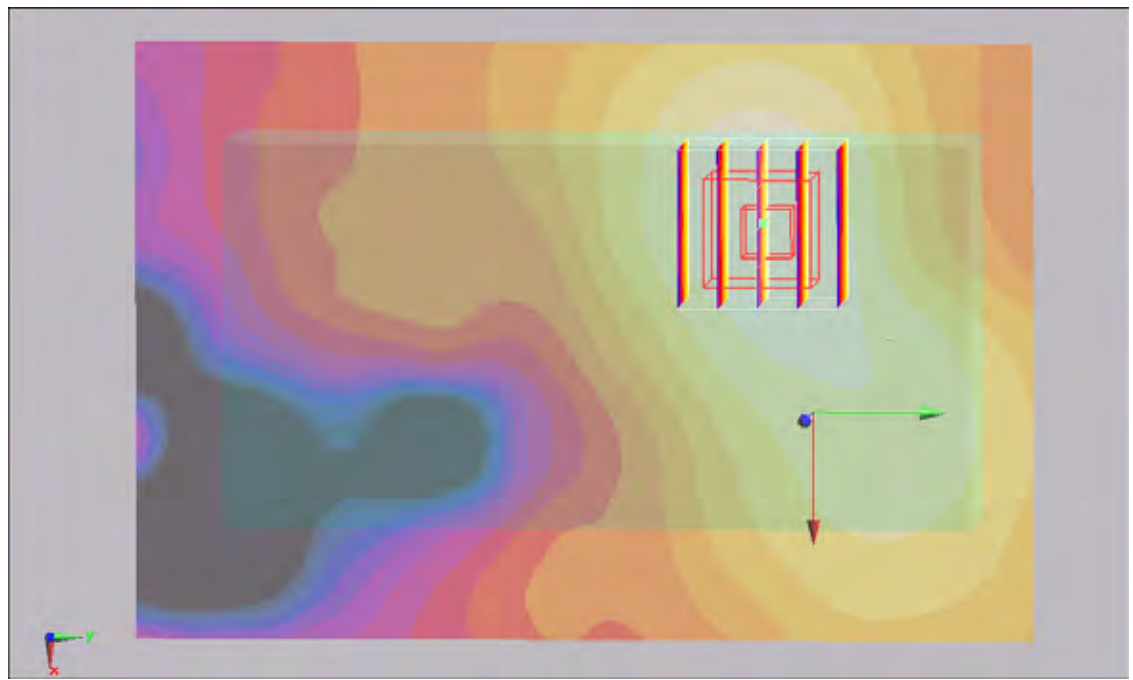
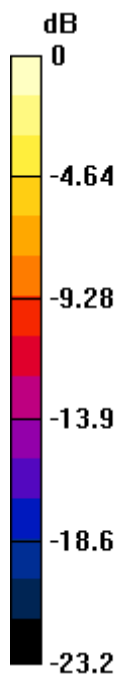
**Ch6/Zoom Scan (5x5x7)/Cube 0:** Measurement grid: dx=8mm, dy=8mm, dz=5mm

Reference Value = 3.5 V/m; Power Drift = -0.115 dB

Peak SAR (extrapolated) = 0.067 W/kg

**SAR(1 g) = 0.033 mW/g; SAR(10 g) = 0.019 mW/g**

Maximum value of SAR (measured) = 0.034 mW/g



0 dB = 0.034mW/g

**#41 802.11g\_Bottom\_1.5cm\_Ch6\_Battery 2\_Scanner 2\_Keypad 2**

**DUT: 000411**

Communication System: 802.11g; Frequency: 2437 MHz; Duty Cycle: 1:1

Medium: MSL\_2450\_101026 Medium parameters used:  $f = 2437$  MHz;  $\sigma = 1.94$  mho/m;  $\epsilon_r = 54.6$ ;  $\rho = 1000$

kg/m<sup>3</sup>

Ambient Temperature : 22.6 ; Liquid Temperature : 21.6

DASY5 Configuration:

- Probe: ET3DV6 - SN1788; ConvF(4.04, 4.04, 4.04); Calibrated: 2010/9/21
- Sensor-Surface: 4mm (Mechanical Surface Detection)
- Electronics: DAE4 Sn905; Calibrated: 2010/6/22
- Phantom: ELI 4.0; Type: QDOVA001BA; Serial: 1029
- Measurement SW: DASY5, V5.0 Build 125; SEMCAD X Version 13.4 Build 125

**Ch6/Area Scan (61x91x1):** Measurement grid: dx=20mm, dy=20mm

Maximum value of SAR (interpolated) = 0.044 mW/g

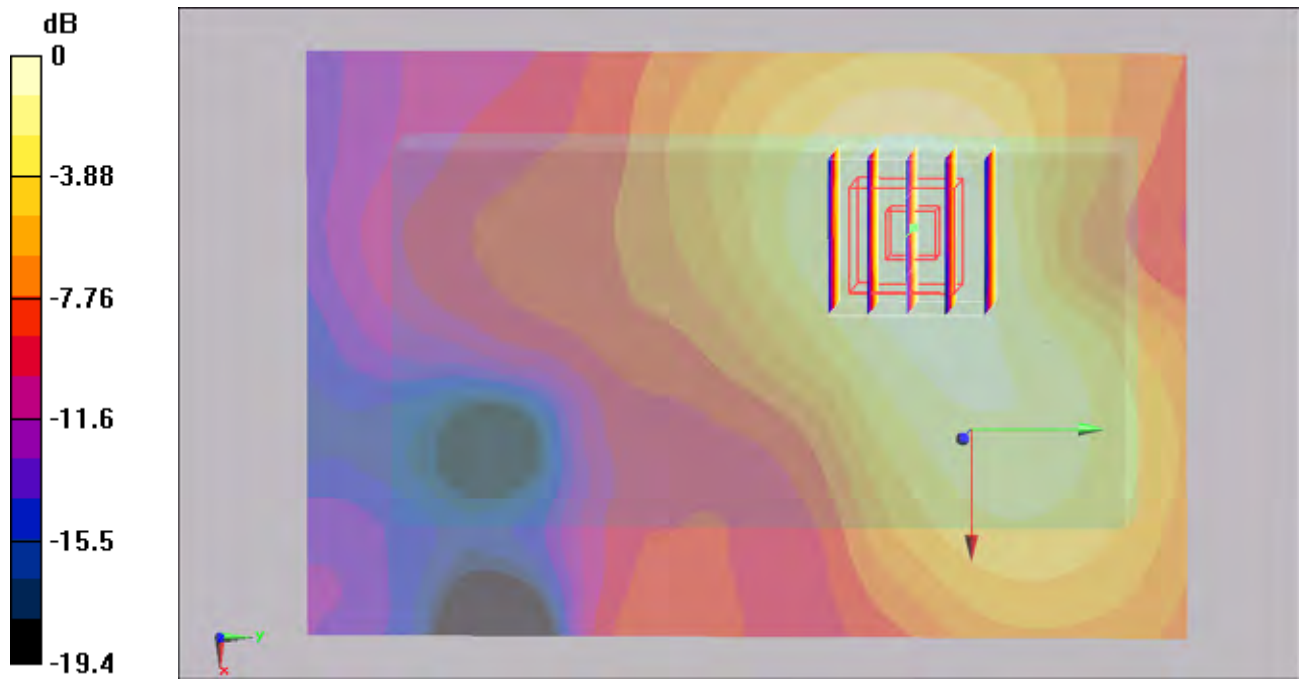
**Ch6/Zoom Scan (5x5x7)/Cube 0:** Measurement grid: dx=8mm, dy=8mm, dz=5mm

Reference Value = 4.06 V/m; Power Drift = -0.182 dB

Peak SAR (extrapolated) = 0.084 W/kg

**SAR(1 g) = 0.042 mW/g; SAR(10 g) = 0.025 mW/g**

Maximum value of SAR (measured) = 0.045 mW/g



**#42 802.11g\_Bottom\_1.5cm\_Ch6\_Battery 2\_Scanner 2\_Keypad 3**

**DUT: 000411**

Communication System: 802.11g; Frequency: 2437 MHz; Duty Cycle: 1:1

Medium: MSL\_2450\_101026 Medium parameters used:  $f = 2437$  MHz;  $\sigma = 1.94$  mho/m;  $\epsilon_r = 54.6$ ;  $\rho = 1000$

kg/m<sup>3</sup>

Ambient Temperature : 22.6 ; Liquid Temperature : 21.6

DASY5 Configuration:

- Probe: ET3DV6 - SN1788; ConvF(4.04, 4.04, 4.04); Calibrated: 2010/9/21

- Sensor-Surface: 4mm (Mechanical Surface Detection)

- Electronics: DAE4 Sn905; Calibrated: 2010/6/22

- Phantom: ELI 4.0; Type: QDOVA001BA; Serial: 1029

- Measurement SW: DASY5, V5.0 Build 125; SEMCAD X Version 13.4 Build 125

**Ch6/Area Scan (61x91x1):** Measurement grid: dx=20mm, dy=20mm

Maximum value of SAR (interpolated) = 0.038 mW/g

**Ch6/Zoom Scan (5x5x7)/Cube 0:** Measurement grid: dx=8mm, dy=8mm, dz=5mm

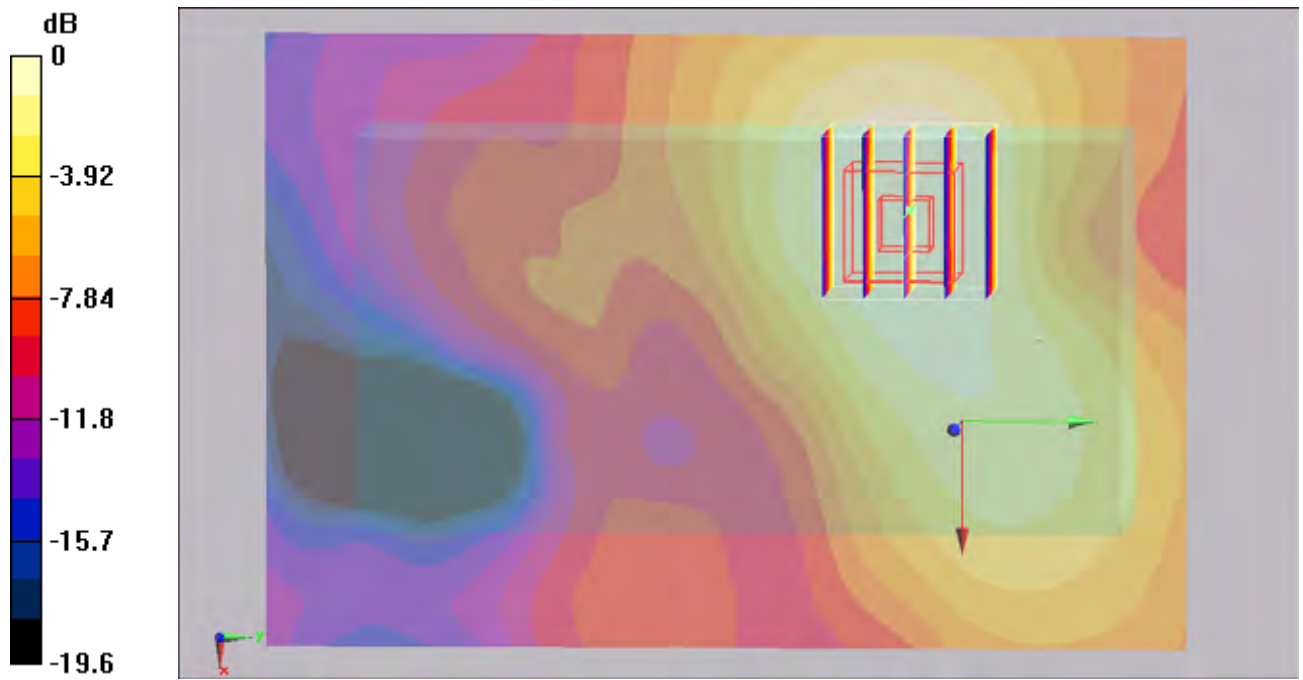
Reference Value = 3.59 V/m; Power Drift = -0.116 dB

Peak SAR (extrapolated) = 0.072 W/kg

**SAR(1 g) = 0.036 mW/g; SAR(10 g) = 0.021 mW/g**

Maximum value of SAR (measured) = 0.036 mW/g





0 dB = 0.036mW/g

**#43 802.11g\_Face\_1.5cm\_Ch6\_Battery 1\_Scanner 2\_Keypad 2**

**DUT: 000411**

Communication System: 802.11g; Frequency: 2437 MHz; Duty Cycle: 1:1

Medium: MSL\_2450\_101026 Medium parameters used:  $f = 2437$  MHz;  $\sigma = 1.94$  mho/m;  $\epsilon_r = 54.6$ ;  $\rho = 1000$

kg/m<sup>3</sup>

Ambient Temperature : 22.5 ; Liquid Temperature : 21.6

DASY5 Configuration:

- Probe: ET3DV6 - SN1788; ConvF(4.04, 4.04, 4.04); Calibrated: 2010/9/21

- Sensor-Surface: 4mm (Mechanical Surface Detection)

- Electronics: DAE4 Sn905; Calibrated: 2010/6/22

- Phantom: ELI 4.0; Type: QDOVA001BA; Serial: 1029

- Measurement SW: DASY5, V5.0 Build 125; SEMCAD X Version 13.4 Build 125

**Ch6/Area Scan (61x101x1):** Measurement grid: dx=20mm, dy=20mm

Maximum value of SAR (interpolated) = 0.037 mW/g

**Ch6/Zoom Scan (5x5x7)/Cube 0:** Measurement grid: dx=8mm, dy=8mm, dz=5mm

Reference Value = 4.38 V/m; Power Drift = 0.00601 dB

Peak SAR (extrapolated) = 0.074 W/kg

**SAR(1 g) = 0.035 mW/g; SAR(10 g) = 0.021 mW/g**

Maximum value of SAR (measured) = 0.037 mW/g

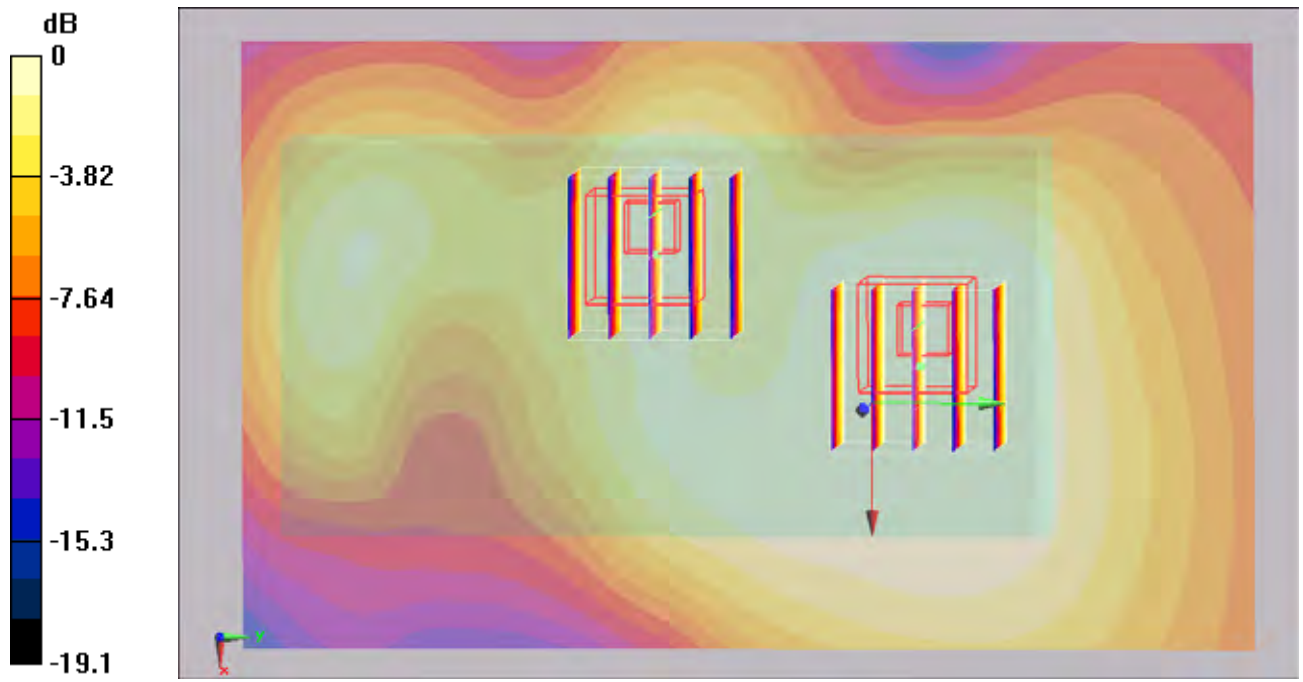
**Ch6/Zoom Scan (5x5x7)/Cube 1:** Measurement grid: dx=8mm, dy=8mm, dz=5mm

Reference Value = 4.38 V/m; Power Drift = 0.00601 dB

Peak SAR (extrapolated) = 0.050 W/kg

**SAR(1 g) = 0.025 mW/g; SAR(10 g) = 0.014 mW/g**

Maximum value of SAR (measured) = 0.027 mW/g



0 dB = 0.027mW/g

**#44 802.11g\_Face\_1.5cm\_Ch6\_Battery 1\_Scanner 2\_Keypad 2\_Holster 1**

**DUT: 000411**

Communication System: 802.11g; Frequency: 2437 MHz; Duty Cycle: 1:1

Medium: MSL\_2450\_101026 Medium parameters used:  $f = 2437$  MHz;  $\sigma = 1.94$  mho/m;  $\epsilon_r = 54.6$ ;  $\rho = 1000$

kg/m<sup>3</sup>

Ambient Temperature : 22.5 ; Liquid Temperature : 21.6

DASY5 Configuration:

- Probe: ET3DV6 - SN1788; ConvF(4.04, 4.04, 4.04); Calibrated: 2010/9/21

- Sensor-Surface: 4mm (Mechanical Surface Detection)

- Electronics: DAE4 Sn905; Calibrated: 2010/6/22

- Phantom: ELI 4.0; Type: QDOVA001BA; Serial: 1029

- Measurement SW: DASY5, V5.0 Build 125; SEMCAD X Version 13.4 Build 125

**Ch6/Area Scan (61x101x1):** Measurement grid: dx=20mm, dy=20mm

Maximum value of SAR (interpolated) = 0.167 mW/g


**Ch6/Zoom Scan (5x5x7)/Cube 0:** Measurement grid: dx=8mm, dy=8mm, dz=5mm

Reference Value = 9.35 V/m; Power Drift = -0.122 dB

Peak SAR (extrapolated) = 0.290 W/kg

**SAR(1 g) = 0.151 mW/g; SAR(10 g) = 0.071 mW/g**

Maximum value of SAR (measured) = 0.163 mW/g



0 dB = 0.163mW/g

#44 802.11g\_Face\_1.5cm\_Ch6\_Battery 1\_Scanner 2\_Keypad 2\_Holster 1\_2D

DUT: 000411

Communication System: 802.11g; Frequency: 2437 MHz; Duty Cycle: 1:1

Medium: MSL\_2450\_101026 Medium parameters used:  $f = 2437$  MHz;  $\sigma = 1.94$  mho/m;  $\epsilon_r = 54.6$ ;  $\rho = 1000$

kg/m<sup>3</sup>

Ambient Temperature : 22.5 ; Liquid Temperature : 21.6

DASY5 Configuration:

- Probe: ET3DV6 - SN1788; ConvF(4.04, 4.04, 4.04); Calibrated: 2010/9/21
- Sensor-Surface: 4mm (Mechanical Surface Detection)
- Electronics: DAE4 Sn905; Calibrated: 2010/6/22
- Phantom: ELI 4.0; Type: QDOVA001BA; Serial: 1029
- Measurement SW: DASY5, V5.0 Build 125; SEMCAD X Version 13.4 Build 125

**Ch6/Area Scan (61x101x1):** Measurement grid: dx=20mm, dy=20mm

Maximum value of SAR (interpolated) = 0.167 mW/g

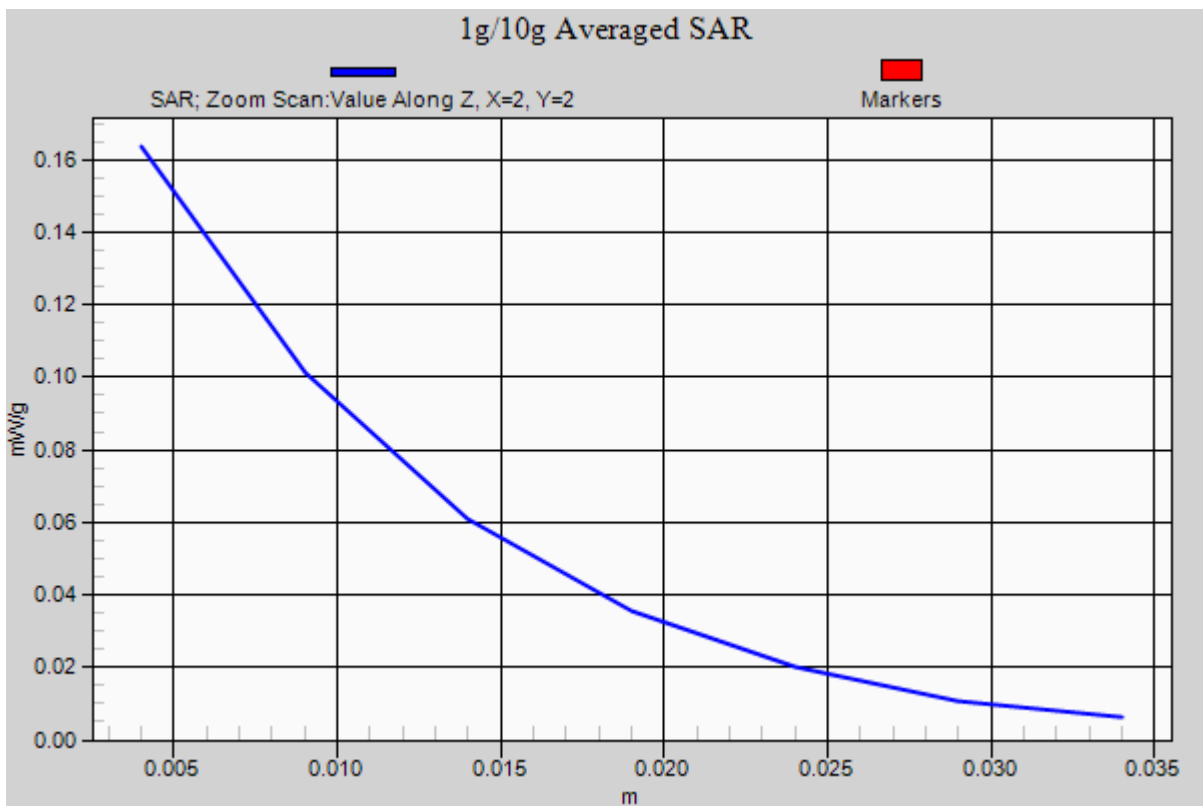
**Ch6/Zoom Scan (5x5x7)/Cube 0:** Measurement grid: dx=8mm, dy=8mm, dz=5mm

Reference Value = 9.35 V/m; Power Drift = -0.122 dB

Peak SAR (extrapolated) = 0.290 W/kg

**SAR(1 g) = 0.151 mW/g; SAR(10 g) = 0.071 mW/g**

Maximum value of SAR (measured) = 0.163 mW/g



**#45 802.11g\_Face\_1.5cm\_Ch6\_Battery 1\_Scanner 2\_Keypad 2\_Holster 2**

**DUT: 000411**

Communication System: 802.11g; Frequency: 2437 MHz; Duty Cycle: 1:1

Medium: MSL\_2450\_101026 Medium parameters used:  $f = 2437$  MHz;  $\sigma = 1.94$  mho/m;  $\epsilon_r = 54.6$ ;  $\rho = 1000$

kg/m<sup>3</sup>

Ambient Temperature : 22.5 ; Liquid Temperature : 21.6

DASY5 Configuration:

- Probe: ET3DV6 - SN1788; ConvF(4.04, 4.04, 4.04); Calibrated: 2010/9/21

- Sensor-Surface: 4mm (Mechanical Surface Detection)

- Electronics: DAE4 Sn905; Calibrated: 2010/6/22

- Phantom: ELI 4.0; Type: QDOVA001BA; Serial: 1029

- Measurement SW: DASY5, V5.0 Build 125; SEMCAD X Version 13.4 Build 125

**Ch6/Area Scan (61x101x1):** Measurement grid: dx=20mm, dy=20mm

Maximum value of SAR (interpolated) = 0.030 mW/g

**Ch6/Zoom Scan (5x5x7)/Cube 0:** Measurement grid: dx=8mm, dy=8mm, dz=5mm

Reference Value = 3.92 V/m; Power Drift = -0.073 dB

Peak SAR (extrapolated) = 0.066 W/kg

**SAR(1 g) = 0.031 mW/g; SAR(10 g) = 0.018 mW/g**

Maximum value of SAR (measured) = 0.032 mW/g

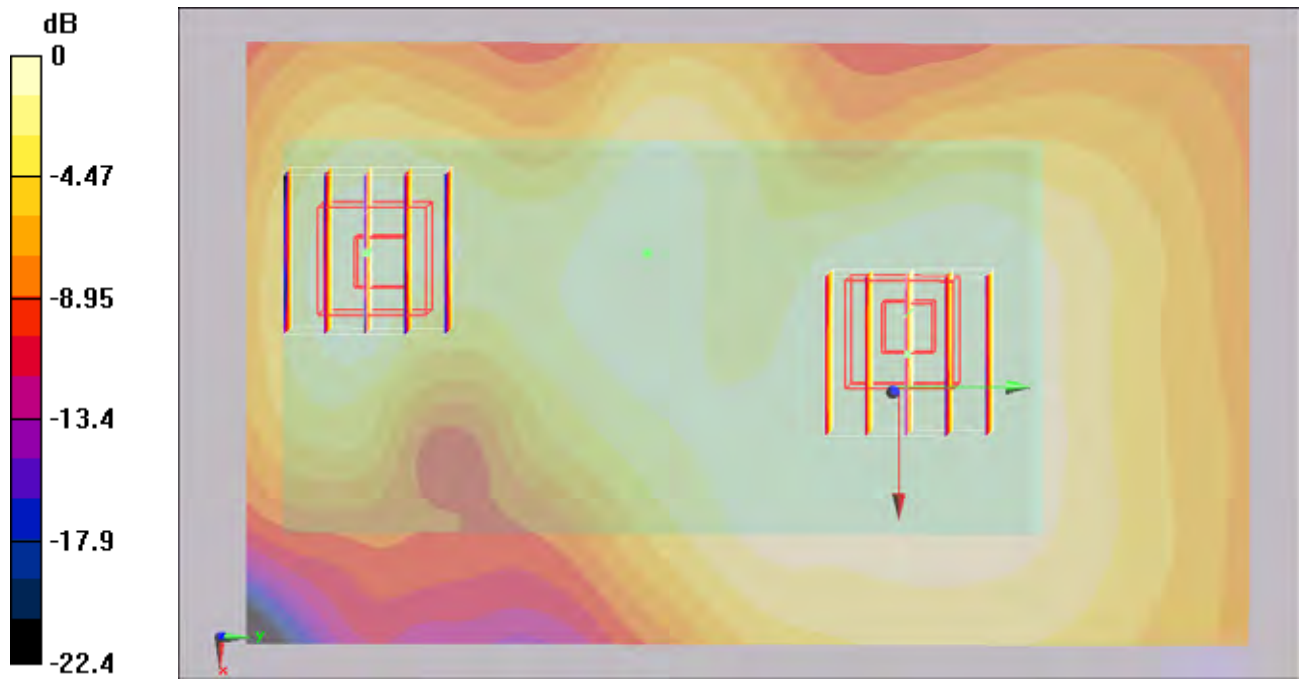
**Ch6/Zoom Scan (5x5x7)/Cube 1:** Measurement grid: dx=8mm, dy=8mm, dz=5mm

Reference Value = 3.92 V/m; Power Drift = -0.073 dB

Peak SAR (extrapolated) = 0.046 W/kg

**SAR(1 g) = 0.023 mW/g; SAR(10 g) = 0.013 mW/g**

Maximum value of SAR (measured) = 0.023 mW/g



0 dB = 0.023mW/g



**#46 802.11g\_Bottom\_1.5cm\_Ch6\_Battery 1\_Scanner 2\_Keypad 2\_Holster 2**

**DUT: 000411**

Communication System: 802.11g; Frequency: 2437 MHz; Duty Cycle: 1:1

Medium: MSL\_2450\_101026 Medium parameters used:  $f = 2437$  MHz;  $\sigma = 1.94$  mho/m;  $\epsilon_r = 54.6$ ;  $\rho = 1000$

kg/m<sup>3</sup>

Ambient Temperature : 22.5 ; Liquid Temperature : 21.6

DASY5 Configuration:

- Probe: ET3DV6 - SN1788; ConvF(4.04, 4.04, 4.04); Calibrated: 2010/9/21

- Sensor-Surface: 4mm (Mechanical Surface Detection)

- Electronics: DAE4 Sn905; Calibrated: 2010/6/22

- Phantom: ELI 4.0; Type: QDOVA001BA; Serial: 1029

- Measurement SW: DASY5, V5.0 Build 125; SEMCAD X Version 13.4 Build 125

**Ch6/Area Scan (61x101x1):** Measurement grid: dx=20mm, dy=20mm

Maximum value of SAR (interpolated) = 0.055 mW/g

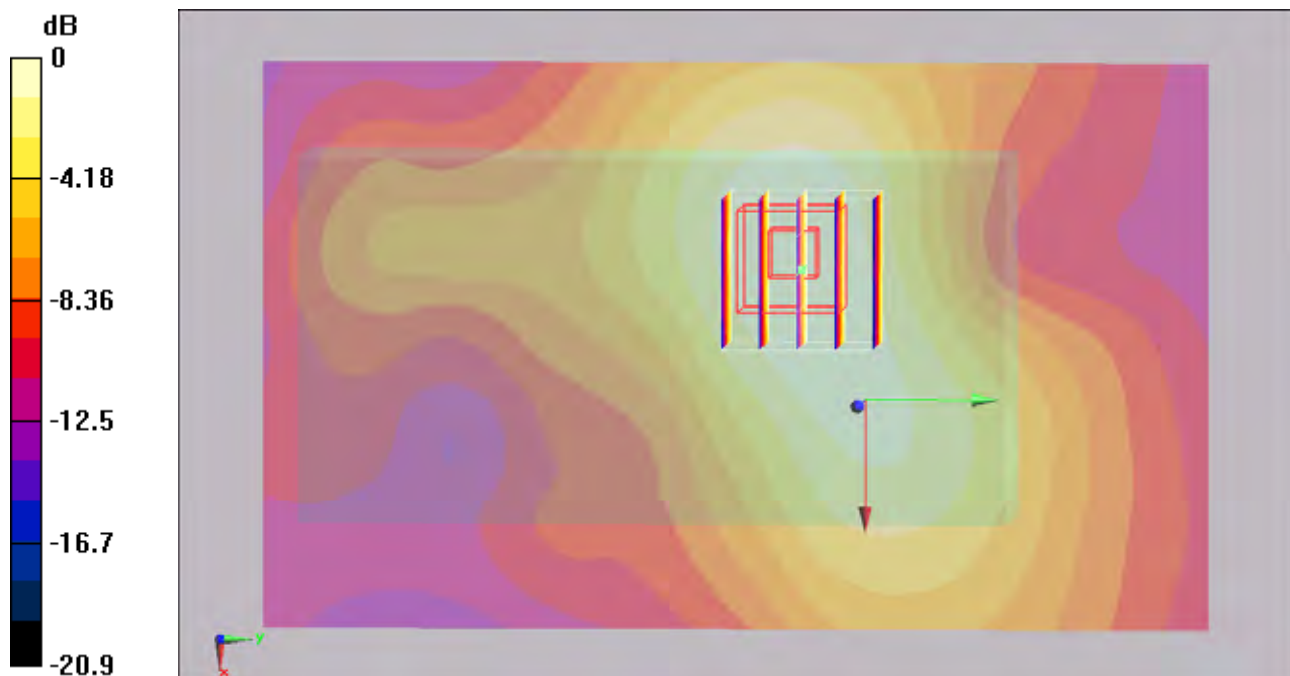
**Ch6/Zoom Scan (5x5x7)/Cube 0:** Measurement grid: dx=8mm, dy=8mm, dz=5mm

Reference Value = 3.99 V/m; Power Drift = -0.063 dB

Peak SAR (extrapolated) = 0.101 W/kg

**SAR(1 g) = 0.050 mW/g; SAR(10 g) = 0.029 mW/g**

Maximum value of SAR (measured) = 0.052 mW/g



0 dB = 0.052mW/g

### #49 802.11a\_Bottom\_1.5cm\_Ch44\_Battery 1\_Scanner 1\_Keypad 1

**DUT: 0O0411**

Communication System: 802.11a; Frequency: 5220 MHz; Duty Cycle: 1:1

Medium: MSL\_5G\_101027 Medium parameters used:  $f = 5220$  MHz;  $\sigma = 5.19$  mho/m;  $\epsilon_r = 48.5$ ;  $\rho = 1000$  kg/m<sup>3</sup>

Ambient Temperature : 22.4 °C ; Liquid Temperature : 21.2 °C

DASY4 Configuration:

- Probe: EX3DV4 - SN3731; ConvF(3.87, 3.87, 3.87); Calibrated: 2010/9/20
- Sensor-Surface: 2mm (Mechanical Surface Detection)
- Electronics: DAE3 Sn577; Calibrated: 2010/8/18
- Phantom: ELI 4.0\_Front; Type: QDOVA001BB; Serial: 1026
- Measurement SW: DASY4, V4.7 Build 80; Postprocessing SW: SEMCAD, V1.8 Build 186

**Ch44/Area Scan (121x201x1):** Measurement grid: dx=10mm, dy=10mm

Maximum value of SAR (interpolated) = 0.241 mW/g


**Ch44/Zoom Scan (8x8x10)/Cube 0:** Measurement grid: dx=4mm, dy=4mm, dz=2.5mm

Reference Value = 2.72 V/m; Power Drift = -0.11 dB

Peak SAR (extrapolated) = 0.574 W/kg

**SAR(1 g) = 0.171 mW/g; SAR(10 g) = 0.073 mW/g**

Maximum value of SAR (measured) = 0.288 mW/g



**#50 802.11a\_Bottom\_1.5cm\_Ch44\_Battery 1\_Scanner 1\_Keypad 2**

**DUT: 000411**

Communication System: 802.11a; Frequency: 5220 MHz; Duty Cycle: 1:1

Medium: MSL\_5G\_101027 Medium parameters used:  $f = 5220 \text{ MHz}$ ;  $\sigma = 5.19 \text{ mho/m}$ ;  $\epsilon_r = 48.5$ ;  $\rho = 1000 \text{ kg/m}^3$

Ambient Temperature :  $22.4 \text{ }^\circ\text{C}$ ; Liquid Temperature :  $21.2 \text{ }^\circ\text{C}$

DASY4 Configuration:

- Probe: EX3DV4 - SN3731; ConvF(3.87, 3.87, 3.87); Calibrated: 2010/9/20
- Sensor-Surface: 2mm (Mechanical Surface Detection)
- Electronics: DAE3 Sn577; Calibrated: 2010/8/18
- Phantom: ELI 4.0\_Front; Type: QDOVA001BB; Serial: 1026
- Measurement SW: DASY4, V4.7 Build 80; Postprocessing SW: SEMCAD, V1.8 Build 186

**Ch44/Area Scan (121x201x1):** Measurement grid:  $dx=10\text{mm}$ ,  $dy=10\text{mm}$

Maximum value of SAR (interpolated) =  $0.253 \text{ mW/g}$


**Ch44/Zoom Scan (8x8x10)/Cube 0:** Measurement grid:  $dx=4\text{mm}$ ,  $dy=4\text{mm}$ ,  $dz=2.5\text{mm}$

Reference Value =  $2.91 \text{ V/m}$ ; Power Drift =  $-1\text{0.129 dB}$

Peak SAR (extrapolated) =  $0.575 \text{ W/kg}$

**SAR(1 g) =  $0.177 \text{ mW/g}$ ; SAR(10 g) =  $0.080 \text{ mW/g}$**

Maximum value of SAR (measured) =  $0.304 \text{ mW/g}$



0 dB =  $0.304\text{mW/g}$

**#51 802.11a\_Bottom\_1.5cm\_Ch44\_Battery 1\_Scanner 1\_Keypad 3**

**DUT: 000411**

Communication System: 802.11a; Frequency: 5220 MHz; Duty Cycle: 1:1

Medium: MSL\_5G\_101027 Medium parameters used:  $f = 5220 \text{ MHz}$ ;  $\sigma = 5.19 \text{ mho/m}$ ;  $\epsilon_r = 48.5$ ;  $\rho = 1000 \text{ kg/m}^3$

Ambient Temperature :  $22.4 \text{ }^\circ\text{C}$ ; Liquid Temperature :  $21.2 \text{ }^\circ\text{C}$

DASY4 Configuration:

- Probe: EX3DV4 - SN3731; ConvF(3.87, 3.87, 3.87); Calibrated: 2010/9/20
- Sensor-Surface: 2mm (Mechanical Surface Detection)
- Electronics: DAE3 Sn577; Calibrated: 2010/8/18
- Phantom: ELI 4.0\_Front; Type: QDOVA001BB; Serial: 1026
- Measurement SW: DASY4, V4.7 Build 80; Postprocessing SW: SEMCAD, V1.8 Build 186

**Ch44/Area Scan (121x201x1):** Measurement grid:  $dx=10\text{mm}$ ,  $dy=10\text{mm}$

Maximum value of SAR (interpolated) =  $0.261 \text{ mW/g}$


**Ch44/Zoom Scan (8x8x10)/Cube 0:** Measurement grid:  $dx=4\text{mm}$ ,  $dy=4\text{mm}$ ,  $dz=2.5\text{mm}$

Reference Value =  $2.72 \text{ V/m}$ ; Power Drift =  $-0.096 \text{ dB}$

Peak SAR (extrapolated) =  $0.600 \text{ W/kg}$

**SAR(1 g) =  $0.184 \text{ mW/g}$ ; SAR(10 g) =  $0.080 \text{ mW/g}$**

Maximum value of SAR (measured) =  $0.315 \text{ mW/g}$



0 dB =  $0.315\text{mW/g}$

### #52 802.11a\_Bottom\_1.5cm\_Ch44\_Battery 1\_Scanner 2\_Keypad 1

**DUT: 000411**

Communication System: 802.11a; Frequency: 5220 MHz; Duty Cycle: 1:1

Medium: MSL\_5G\_101027 Medium parameters used:  $f = 5220 \text{ MHz}$ ;  $\sigma = 5.19 \text{ mho/m}$ ;  $\epsilon_r = 48.5$ ;  $\rho = 1000 \text{ kg/m}^3$

Ambient Temperature :  $22.5 \text{ }^\circ\text{C}$ ; Liquid Temperature :  $21.2 \text{ }^\circ\text{C}$

DASY4 Configuration:

- Probe: EX3DV4 - SN3731; ConvF(3.87, 3.87, 3.87); Calibrated: 2010/9/20
- Sensor-Surface: 2mm (Mechanical Surface Detection)
- Electronics: DAE3 Sn577; Calibrated: 2010/8/18
- Phantom: ELI 4.0\_Front; Type: QDOVA001BB; Serial: 1026
- Measurement SW: DASY4, V4.7 Build 80; Postprocessing SW: SEMCAD, V1.8 Build 186

**Ch44/Area Scan (51x81x1):** Measurement grid:  $dx=10\text{mm}$ ,  $dy=10\text{mm}$

Maximum value of SAR (interpolated) =  $0.235 \text{ mW/g}$


**Ch44/Zoom Scan (8x8x10)/Cube 0:** Measurement grid:  $dx=4\text{mm}$ ,  $dy=4\text{mm}$ ,  $dz=2.5\text{mm}$

Reference Value =  $2.51 \text{ V/m}$ ; Power Drift =  $-0.2\backslash156 \text{ dB}$

Peak SAR (extrapolated) =  $0.441 \text{ W/kg}$

**SAR(1 g) =  $0.154 \text{ mW/g}$ ; SAR(10 g) =  $0.064 \text{ mW/g}$**

Maximum value of SAR (measured) =  $0.267 \text{ mW/g}$



0 dB =  $0.267\text{mW/g}$

**#53 802.11a\_Bottom\_1.5cm\_Ch44\_Battery 1\_Scanner 2\_Keypad 2**

**DUT: 0O0411**

Communication System: 802.11a; Frequency: 5220 MHz; Duty Cycle: 1:1

Medium: MSL\_5G\_101027 Medium parameters used:  $f = 5220 \text{ MHz}$ ;  $\sigma = 5.19 \text{ mho/m}$ ;  $\epsilon_r = 48.5$ ;  $\rho = 1000 \text{ kg/m}^3$

Ambient Temperature :  $22.4 \text{ }^\circ\text{C}$ ; Liquid Temperature :  $21.2 \text{ }^\circ\text{C}$

DASY4 Configuration:

- Probe: EX3DV4 - SN3731; ConvF(3.87, 3.87, 3.87); Calibrated: 2010/9/20
- Sensor-Surface: 2mm (Mechanical Surface Detection)
- Electronics: DAE3 Sn577; Calibrated: 2010/8/18
- Phantom: ELI 4.0\_Front; Type: QDOVA001BB; Serial: 1026
- Measurement SW: DASY4, V4.7 Build 80; Postprocessing SW: SEMCAD, V1.8 Build 186

**Ch44/Area Scan (121x201x1):** Measurement grid:  $dx=10\text{mm}$ ,  $dy=10\text{mm}$

Maximum value of SAR (interpolated) =  $0.283 \text{ mW/g}$

**Ch44/Zoom Scan (8x8x10)/Cube 0:** Measurement grid:  $dx=4\text{mm}$ ,  $dy=4\text{mm}$ ,  $dz=2.5\text{mm}$

Reference Value =  $3.73 \text{ V/m}$ ; Power Drift =  $-0.123 \text{ dB}$

Peak SAR (extrapolated) =  $0.592 \text{ W/kg}$

**SAR(1 g) =  $0.199 \text{ mW/g}$ ; SAR(10 g) =  $0.085 \text{ mW/g}$**

Maximum value of SAR (measured) =  $0.349 \text{ mW/g}$



0 dB =  $0.349\text{mW/g}$

**#54 802.11a\_Bottom\_1.5cm\_Ch44\_Battery 1\_Scanner 2\_Keypad 3**

**DUT: 000411**

Communication System: 802.11a; Frequency: 5220 MHz; Duty Cycle: 1:1

Medium: MSL\_5G\_101027 Medium parameters used:  $f = 5220 \text{ MHz}$ ;  $\sigma = 5.19 \text{ mho/m}$ ;  $\epsilon_r = 48.5$ ;  $\rho = 1000 \text{ kg/m}^3$

Ambient Temperature :  $22.4 \text{ }^\circ\text{C}$ ; Liquid Temperature :  $21.2 \text{ }^\circ\text{C}$

DASY4 Configuration:

- Probe: EX3DV4 - SN3731; ConvF(3.87, 3.87, 3.87); Calibrated: 2010/9/20
- Sensor-Surface: 2mm (Mechanical Surface Detection)
- Electronics: DAE3 Sn577; Calibrated: 2010/8/18
- Phantom: ELI 4.0\_Front; Type: QDOVA001BB; Serial: 1026
- Measurement SW: DASY4, V4.7 Build 80; Postprocessing SW: SEMCAD, V1.8 Build 186

**Ch44/Area Scan (121x201x1):** Measurement grid:  $dx=10\text{mm}$ ,  $dy=10\text{mm}$

Maximum value of SAR (interpolated) =  $0.266 \text{ mW/g}$

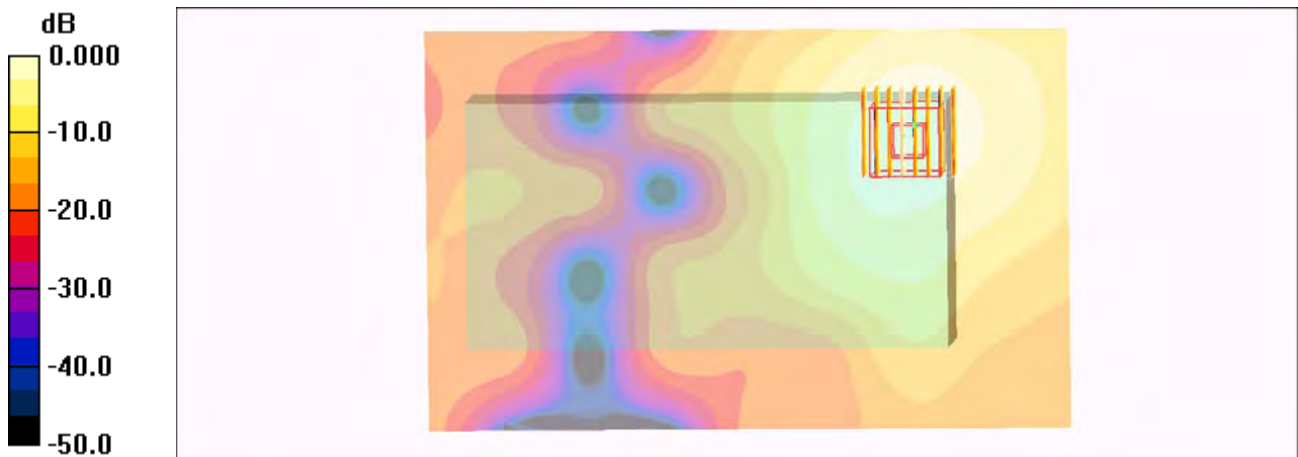
**Ch44/Zoom Scan (8x8x10)/Cube 0:** Measurement grid:  $dx=4\text{mm}$ ,  $dy=4\text{mm}$ ,  $dz=2.5\text{mm}$

Reference Value =  $3.35 \text{ V/m}$ ; Power Drift =  $-0.132 \text{ dB}$

Peak SAR (extrapolated) =  $0.517 \text{ W/kg}$

**SAR(1 g) =  $0.170 \text{ mW/g}$ ; SAR(10 g) =  $0.076 \text{ mW/g}$**

Maximum value of SAR (measured) =  $0.304 \text{ mW/g}$



0 dB =  $0.304\text{mW/g}$



### #55 802.11a\_Bottom\_1.5cm\_Ch44\_Battery 2\_Scanner 1\_Keypad 1

**DUT: 000411**

Communication System: 802.11a; Frequency: 5220 MHz; Duty Cycle: 1:1

Medium: MSL\_5G\_101027 Medium parameters used:  $f = 5220 \text{ MHz}$ ;  $\sigma = 5.19 \text{ mho/m}$ ;  $\epsilon_r = 48.5$ ;  $\rho = 1000 \text{ kg/m}^3$

Ambient Temperature : 22.5 °C ; Liquid Temperature : 21.2 °C

DASY4 Configuration:

- Probe: EX3DV4 - SN3731; ConvF(3.87, 3.87, 3.87); Calibrated: 2010/9/20
- Sensor-Surface: 2mm (Mechanical Surface Detection)
- Electronics: DAE3 Sn577; Calibrated: 2010/8/18
- Phantom: ELI 4.0\_Front; Type: QDOVA001BB; Serial: 1026
- Measurement SW: DASY4, V4.7 Build 80; Postprocessing SW: SEMCAD, V1.8 Build 186

**Ch44/Area Scan (121x201x1):** Measurement grid: dx=10mm, dy=10mm

Maximum value of SAR (interpolated) = 0.279 mW/g

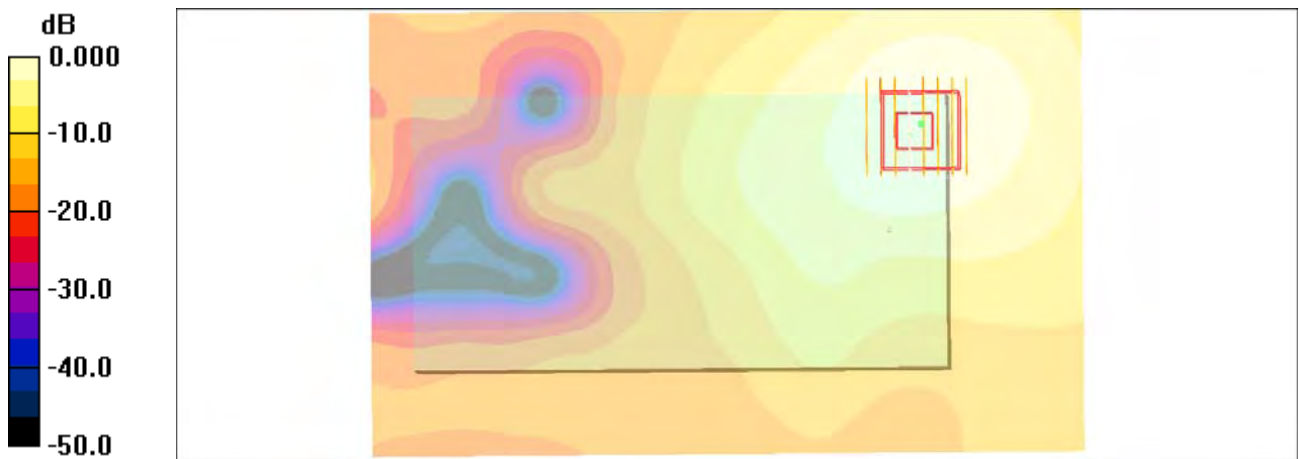
**Ch44/Zoom Scan (8x8x10)/Cube 0:** Measurement grid: dx=4mm, dy=4mm, dz=2.5mm

Reference Value = 3.46 V/m; Power Drift = -0.116 dB

Peak SAR (extrapolated) = 0.400 W/kg

**SAR(1 g) = 0.183 mW/g; SAR(10 g) = 0.087 mW/g**

Maximum value of SAR (measured) = 0.288 mW/g



0 dB = 0.288mW/g

### #56 802.11a\_Bottom\_1.5cm\_Ch44\_Battery 2\_Scanner 1\_Keypad 2

**DUT: 000411**

Communication System: 802.11a; Frequency: 5220 MHz; Duty Cycle: 1:1

Medium: MSL\_5G\_101027 Medium parameters used:  $f = 5220 \text{ MHz}$ ;  $\sigma = 5.19 \text{ mho/m}$ ;  $\epsilon_r = 48.5$ ;  $\rho = 1000 \text{ kg/m}^3$

Ambient Temperature : 22.4 °C ; Liquid Temperature : 21.2 °C

DASY4 Configuration:

- Probe: EX3DV4 - SN3731; ConvF(3.87, 3.87, 3.87); Calibrated: 2010/9/20
- Sensor-Surface: 2mm (Mechanical Surface Detection)
- Electronics: DAE3 Sn577; Calibrated: 2010/8/18
- Phantom: ELI 4.0\_Front; Type: QDOVA001BB; Serial: 1026
- Measurement SW: DASY4, V4.7 Build 80; Postprocessing SW: SEMCAD, V1.8 Build 186

**Ch44/Area Scan (121x201x1):** Measurement grid: dx=10mm, dy=10mm

Maximum value of SAR (interpolated) = 0.252 mW/g


**Ch44/Zoom Scan (8x8x10)/Cube 0:** Measurement grid: dx=4mm, dy=4mm, dz=2.5mm

Reference Value = 3.56 V/m; Power Drift = -0.109 dB

Peak SAR (extrapolated) = 0.390 W/kg

**SAR(1 g) = 0.170 mW/g; SAR(10 g) = 0.082 mW/g**

Maximum value of SAR (measured) = 0.267 mW/g



0 dB = 0.267mW/g

### #57 802.11a\_Bottom\_1.5cm\_Ch44\_Battery 2\_Scanner 1\_Keypad 3

**DUT: 000411**

Communication System: 802.11a; Frequency: 5220 MHz; Duty Cycle: 1:1

Medium: MSL\_5G\_101027 Medium parameters used:  $f = 5220$  MHz;  $\sigma = 5.19$  mho/m;  $\epsilon_r = 48.5$ ;  $\rho = 1000$  kg/m<sup>3</sup>

Ambient Temperature : 22.5°C; Liquid Temperature : 21.2°C

DASY4 Configuration:

- Probe: EX3DV4 - SN3731; ConvF(3.87, 3.87, 3.87); Calibrated: 2010/9/20
- Sensor-Surface: 2mm (Mechanical Surface Detection)
- Electronics: DAE3 Sn577; Calibrated: 2010/8/18
- Phantom: ELI 4.0\_Front; Type: QDOVA001BB; Serial: 1026
- Measurement SW: DASY4, V4.7 Build 80; Postprocessing SW: SEMCAD, V1.8 Build 186

**Ch44/Area Scan (121x201x1):** Measurement grid: dx=10mm, dy=10mm

Maximum value of SAR (interpolated) = 0.215 mW/g

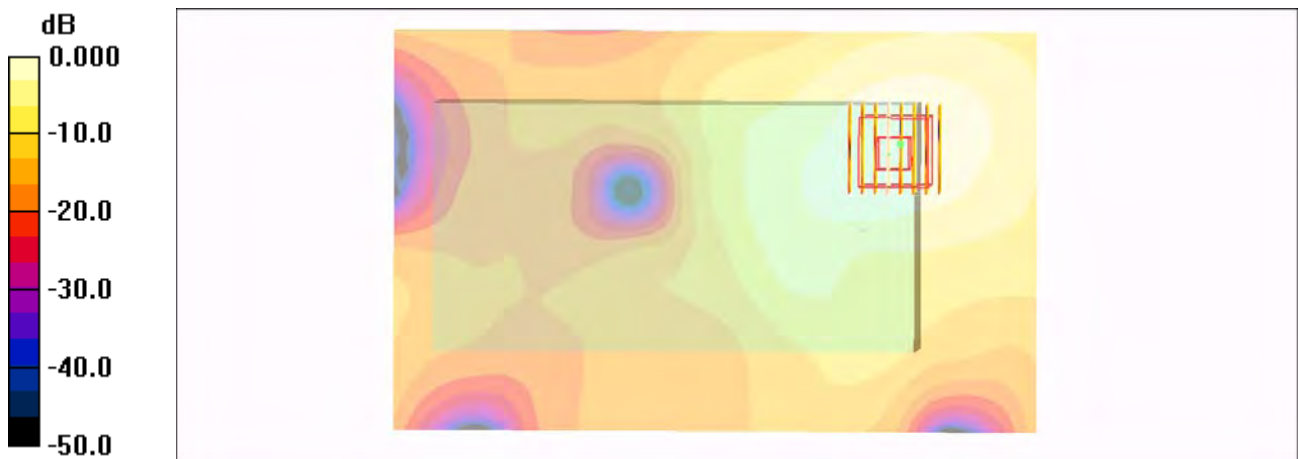
**Ch44/Zoom Scan (8x8x10)/Cube 0:** Measurement grid: dx=4mm, dy=4mm, dz=2.5mm

Reference Value = 2.61 V/m; Power Drift = 0.193 dB

Peak SAR (extrapolated) = 0.422 W/kg

**SAR(1 g) = 0.140 mW/g; SAR(10 g) = 0.058 mW/g**

Maximum value of SAR (measured) = 0.243 mW/g



0 dB = 0.243mW/g

### #58 802.11a\_Bottom\_1.5cm\_Ch44\_Battery 2\_Scanner 2\_Keypad 1

**DUT: 000411**

Communication System: 802.11a; Frequency: 5220 MHz; Duty Cycle: 1:1

Medium: MSL\_5G\_101027 Medium parameters used:  $f = 5220 \text{ MHz}$ ;  $\sigma = 5.19 \text{ mho/m}$ ;  $\epsilon_r = 48.5$ ;  $\rho = 1000 \text{ kg/m}^3$

Ambient Temperature :  $22.4 \text{ }^\circ\text{C}$ ; Liquid Temperature :  $21.2 \text{ }^\circ\text{C}$

DASY4 Configuration:

- Probe: EX3DV4 - SN3731; ConvF(3.87, 3.87, 3.87); Calibrated: 2010/9/20
- Sensor-Surface: 2mm (Mechanical Surface Detection)
- Electronics: DAE3 Sn577; Calibrated: 2010/8/18
- Phantom: ELI 4.0\_Front; Type: QDOVA001BB; Serial: 1026
- Measurement SW: DASY4, V4.7 Build 80; Postprocessing SW: SEMCAD, V1.8 Build 186

**Ch44/Area Scan (121x201x1):** Measurement grid:  $dx=10\text{mm}$ ,  $dy=10\text{mm}$

Maximum value of SAR (interpolated) =  $0.184 \text{ mW/g}$


**Ch44/Zoom Scan (8x8x10)/Cube 0:** Measurement grid:  $dx=4\text{mm}$ ,  $dy=4\text{mm}$ ,  $dz=2.5\text{mm}$

Reference Value =  $2.06 \text{ V/m}$ ; Power Drift =  $-0.106 \text{ dB}$

Peak SAR (extrapolated) =  $0.366 \text{ W/kg}$

**SAR(1 g) =  $0.119 \text{ mW/g}$ ; SAR(10 g) =  $0.053 \text{ mW/g}$**

Maximum value of SAR (measured) =  $0.215 \text{ mW/g}$



0 dB =  $0.215\text{mW/g}$

**#59 802.11a\_Bottom\_1.5cm\_Ch44\_Battery 2\_Scanner 2\_Keypad 2**

**DUT: 0O0411**

Communication System: 802.11a; Frequency: 5220 MHz; Duty Cycle: 1:1

Medium: MSL\_5G\_101027 Medium parameters used:  $f = 5220 \text{ MHz}$ ;  $\sigma = 5.19 \text{ mho/m}$ ;  $\epsilon_r = 48.5$ ;  $\rho = 1000 \text{ kg/m}^3$

Ambient Temperature :  $22.5 \text{ }^\circ\text{C}$ ; Liquid Temperature :  $21.2 \text{ }^\circ\text{C}$

DASY4 Configuration:

- Probe: EX3DV4 - SN3731; ConvF(3.87, 3.87, 3.87); Calibrated: 2010/9/20
- Sensor-Surface: 2mm (Mechanical Surface Detection)
- Electronics: DAE3 Sn577; Calibrated: 2010/8/18
- Phantom: ELI 4.0\_Front; Type: QDOVA001BB; Serial: 1026
- Measurement SW: DASY4, V4.7 Build 80; Postprocessing SW: SEMCAD, V1.8 Build 186

**Ch44/Area Scan (121x201x1):** Measurement grid:  $dx=10\text{mm}$ ,  $dy=10\text{mm}$

Maximum value of SAR (interpolated) =  $0.241 \text{ mW/g}$

**Ch44/Zoom Scan (8x8x10)/Cube 0:** Measurement grid:  $dx=4\text{mm}$ ,  $dy=4\text{mm}$ ,  $dz=2.5\text{mm}$

Reference Value =  $2.74 \text{ V/m}$ ; Power Drift =  $-0.102 \text{ dB}$

Peak SAR (extrapolated) =  $0.478 \text{ W/kg}$

**SAR(1 g) =  $0.158 \text{ mW/g}$ ; SAR(10 g) =  $0.068 \text{ mW/g}$**

Maximum value of SAR (measured) =  $0.279 \text{ mW/g}$



0 dB =  $0.279\text{mW/g}$

#60 802.11a\_Bottom\_1.5cm\_Ch44\_Battery 2\_Scanner 2\_Keypad 3

DUT: 000411

Communication System: 802.11a; Frequency: 5220 MHz;Duty Cycle: 1:1

Medium: MSL\_5G\_101027 Medium parameters used:  $f = 5220$  MHz;  $\sigma = 5.19$  mho/m;  $\epsilon_r = 48.5$ ;  $\rho = 1000$  kg/m<sup>3</sup>

Ambient Temperature : 22.5 °C ; Liquid Temperature : 21.2 °C

DASY4 Configuration:

- Probe: EX3DV4 - SN3731; ConvF(3.87, 3.87, 3.87); Calibrated: 2010/9/20
- Sensor-Surface: 2mm (Mechanical Surface Detection)
- Electronics: DAE3 Sn577; Calibrated: 2010/8/18
- Phantom: ELI 4.0\_Front; Type: QDOVA001BB; Serial: 1026
- Measurement SW: DASY4, V4.7 Build 80; Postprocessing SW: SEMCAD, V1.8 Build 186

**Ch44/Area Scan (121x201x1):** Measurement grid: dx=10mm, dy=10mm

Maximum value of SAR (interpolated) = 0.209 mW/g

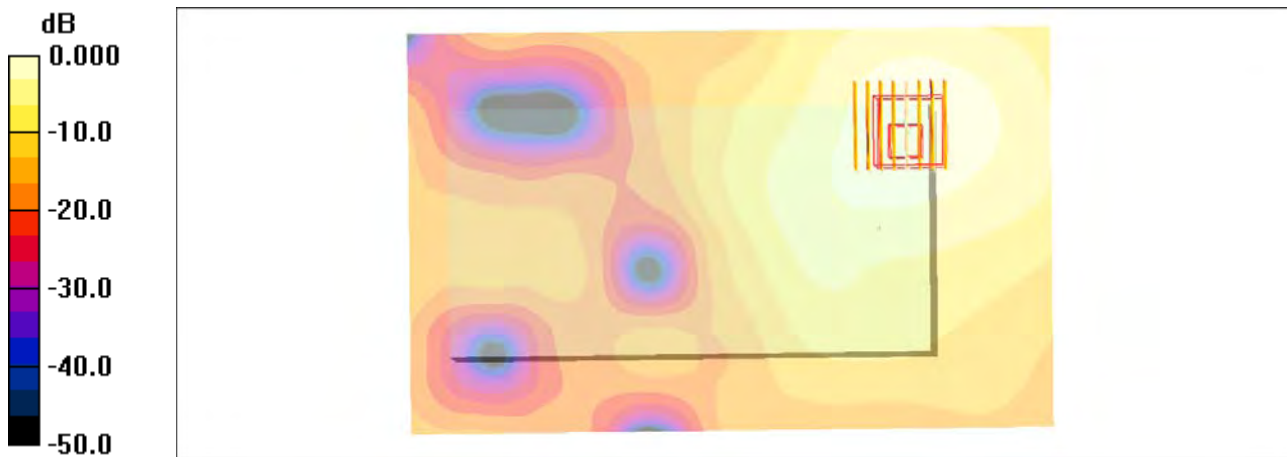
**Ch44/Zoom Scan (8x8x10)/Cube 0:** Measurement grid: dx=4mm, dy=4mm, dz=2.5mm

Reference Value = 2.86 V/m; Power Drift = -0.138 dB

Peak SAR (extrapolated) = 0.396 W/kg

**SAR(1 g) = 0.135 mW/g; SAR(10 g) = 0.062 mW/g**

Maximum value of SAR (measured) = 0.240 mW/g



0 dB = 0.240mW/g

### #61 802.11a\_Face\_1.5cm\_Ch44\_Battery 1\_Scanner 2\_Keypad 2

**DUT: 000411**

Communication System: 802.11a; Frequency: 5220 MHz; Duty Cycle: 1:1

Medium: MSL\_5G\_101027 Medium parameters used:  $f = 5220$  MHz;  $\sigma = 5.19$  mho/m;  $\epsilon_r = 48.5$ ;  $\rho = 1000$  kg/m<sup>3</sup>

Ambient Temperature : 22.5 °C; Liquid Temperature : 21.2 °C

DASY4 Configuration:

- Probe: EX3DV4 - SN3731; ConvF(3.87, 3.87, 3.87); Calibrated: 2010/9/20
- Sensor-Surface: 2mm (Mechanical Surface Detection)
- Electronics: DAE3 Sn577; Calibrated: 2010/8/18
- Phantom: ELI 4.0\_Front; Type: QDOVA001BB; Serial: 1026
- Measurement SW: DASY4, V4.7 Build 80; Postprocessing SW: SEMCAD, V1.8 Build 186

**Ch44/Area Scan (121x201x1):** Measurement grid: dx=10mm, dy=10mm

Maximum value of SAR (interpolated) = 0.072 mW/g

**Ch44/Zoom Scan (8x8x10)/Cube 0:** Measurement grid: dx=4mm, dy=4mm, dz=2.5mm

Reference Value = 0.919 V/m; Power Drift = -0.012 dB

Peak SAR (extrapolated) = 0.074 W/kg

**SAR(1 g) = 0.032 mW/g; SAR(10 g) = 0.013 mW/g**

Maximum value of SAR (measured) = 0.065 mW/g

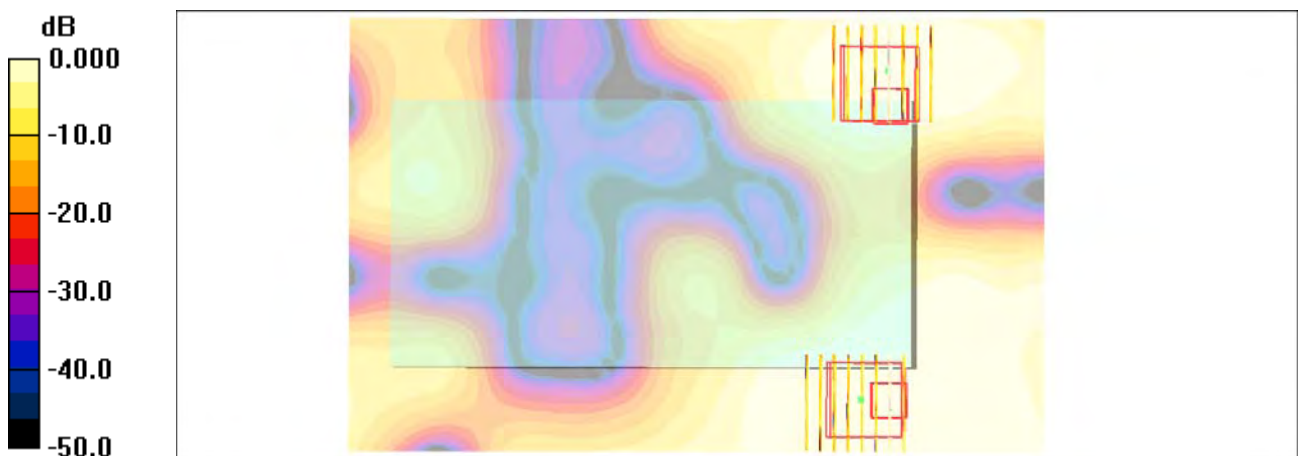
**Ch44/Zoom Scan (8x8x10)/Cube 1:** Measurement grid: dx=4mm, dy=4mm, dz=2.5mm

Reference Value = 0.919 V/m; Power Drift = -0.012 dB

Peak SAR (extrapolated) = 0.139 W/kg

**SAR(1 g) = 0.017 mW/g; SAR(10 g) = 0.00667 mW/g**

Maximum value of SAR (measured) = 0.044 mW/g



0 dB = 0.044mW/g



**#62 802.11a\_Face\_0cm\_Ch44\_Battery 1\_Scanner 2\_Keypad 2\_Holster1**

**DUT: 000411**

Communication System: 802.11a; Frequency: 5220 MHz; Duty Cycle: 1:1

Medium: MSL\_5G\_101027 Medium parameters used:  $f = 5220$  MHz;  $\sigma = 5.19$  mho/m;  $\epsilon_r = 48.5$ ;  $\rho = 1000$  kg/m<sup>3</sup>

Ambient Temperature : 22.4 °C; Liquid Temperature : 21.2 °C

DASY4 Configuration:

- Probe: EX3DV4 - SN3731; ConvF(3.87, 3.87, 3.87); Calibrated: 2010/9/20
- Sensor-Surface: 2mm (Mechanical Surface Detection)
- Electronics: DAE3 Sn577; Calibrated: 2010/8/18
- Phantom: ELI 4.0\_Front; Type: QDOVA001BB; Serial: 1026
- Measurement SW: DASY4, V4.7 Build 80; Postprocessing SW: SEMCAD, V1.8 Build 186

**Ch44/Area Scan (121x201x1):** Measurement grid: dx=10mm, dy=10mm

Maximum value of SAR (interpolated) = 0.047 mW/g

**Ch44/Zoom Scan (8x8x10)/Cube 0:** Measurement grid: dx=4mm, dy=4mm, dz=2.5mm

Reference Value = 0.718 V/m; Power Drift = -0.011 dB

Peak SAR (extrapolated) = 0.108 W/kg

**SAR(1 g) = 0.014 mW/g; SAR(10 g) = 0.00536 mW/g**

Maximum value of SAR (measured) = 0.03 mW/g

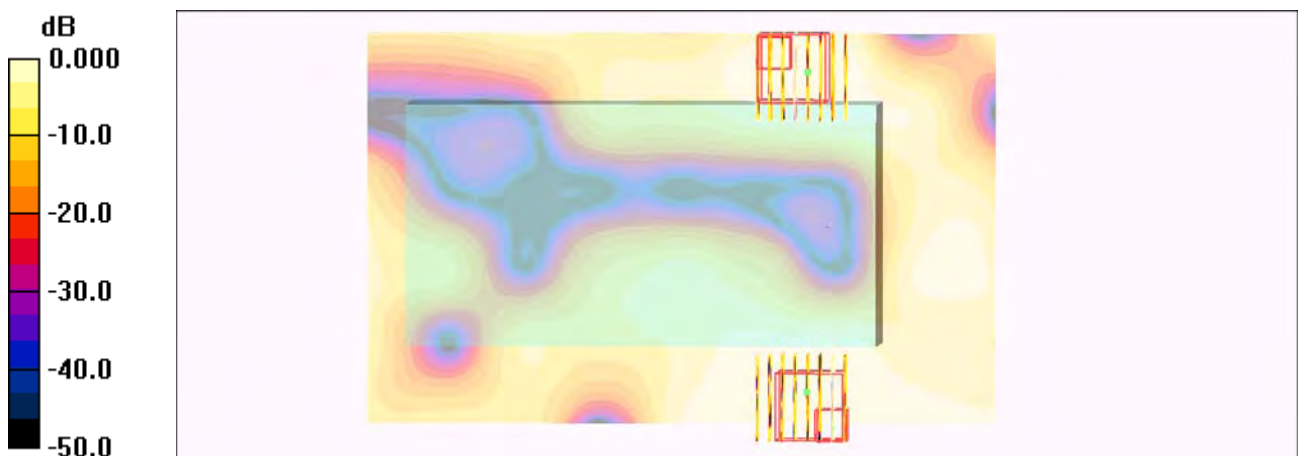
**Ch44/Zoom Scan (8x8x10)/Cube 1:** Measurement grid: dx=4mm, dy=4mm, dz=2.5mm

Reference Value = 0.718 V/m; Power Drift = -0.011 dB

Peak SAR (extrapolated) = 0.099 W/kg

**SAR(1 g) = 0.00862 mW/g; SAR(10 g) = 0.00175 mW/g**

Maximum value of SAR (measured) = 0.023 mW/g



0 dB = 0.030mW/g



#63 802.11a\_Face\_0cm\_Ch44\_Battery 1\_Scanner 2\_Keypad 2\_Holster2

DUT: 000411

Communication System: 802.11a; Frequency: 5220 MHz; Duty Cycle: 1:1

Medium: MSL\_5G\_101027 Medium parameters used:  $f = 5220$  MHz;  $\sigma = 5.19$  mho/m;  $\epsilon_r = 48.5$ ;  $\rho = 1000$  kg/m<sup>3</sup>

Ambient Temperature : 22.5 °C ; Liquid Temperature : 21.2 °C

DASY4 Configuration:

- Probe: EX3DV4 - SN3731; ConvF(3.87, 3.87, 3.87); Calibrated: 2010/9/20
- Sensor-Surface: 2mm (Mechanical Surface Detection)
- Electronics: DAE3 Sn577; Calibrated: 2010/8/18
- Phantom: ELI 4.0\_Front; Type: QDOVA001BB; Serial: 1026
- Measurement SW: DASY4, V4.7 Build 80; Postprocessing SW: SEMCAD, V1.8 Build 186

**Ch44/Area Scan (121x201x1):** Measurement grid: dx=10mm, dy=10mm

Maximum value of SAR (interpolated) = 0.083 mW/g

**Ch44/Zoom Scan (8x8x10)/Cube 1:** Measurement grid: dx=4mm, dy=4mm, dz=2.5mm

Reference Value = 1.54 V/m; Power Drift = 0.141 dB

Peak SAR (extrapolated) = 0.065 W/kg

**SAR(1 g) = 0.025 mW/g; SAR(10 g) = 0.010 mW/g**

Maximum value of SAR (measured) = 0.049 mW/g

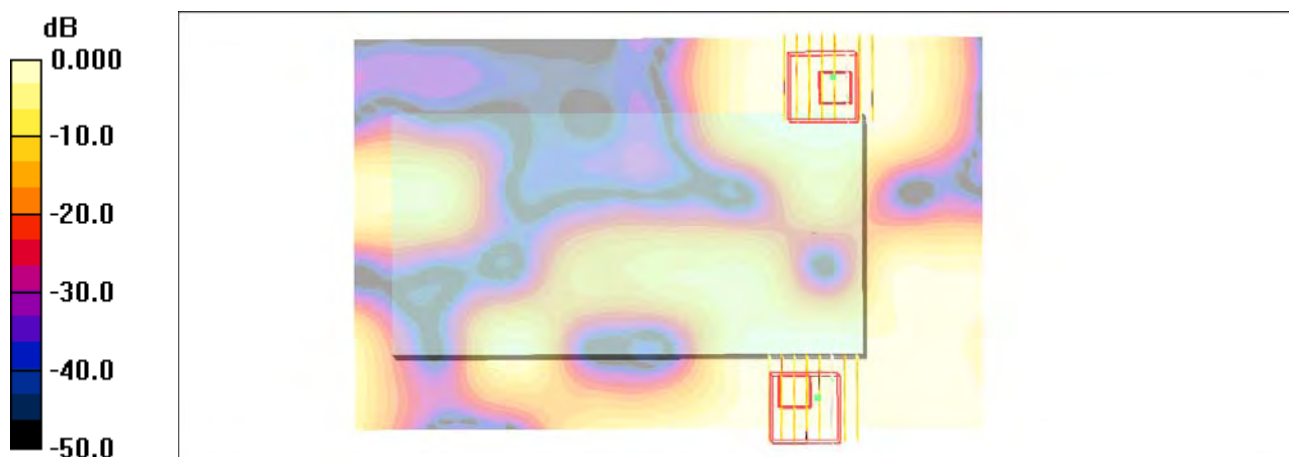
**Ch44/Zoom Scan (8x8x10)/Cube 0:** Measurement grid: dx=4mm, dy=4mm, dz=2.5mm

Reference Value = 1.54 V/m; Power Drift = 0.141 dB

Peak SAR (extrapolated) = 0.072 W/kg

**SAR(1 g) = 0.021 mW/g; SAR(10 g) = 0.00924 mW/g**

Maximum value of SAR (measured) = 0.039 mW/g



0 dB = 0.039mW/g

**#64 802.11a\_Bottom\_0cm\_Ch44\_Battery 1\_Scanner 2\_Keypad 2\_Holster2**

**DUT: 000411**

Communication System: 802.11a; Frequency: 5220 MHz; Duty Cycle: 1:1

Medium: MSL\_5G\_101027 Medium parameters used:  $f = 5220$  MHz;  $\sigma = 5.19$  mho/m;  $\epsilon_r = 48.5$ ;  $\rho = 1000$  kg/m<sup>3</sup>

Ambient Temperature : 22.4 °C; Liquid Temperature : 21.2 °C

DASY4 Configuration:

- Probe: EX3DV4 - SN3731; ConvF(3.87, 3.87, 3.87); Calibrated: 2010/9/20
- Sensor-Surface: 2mm (Mechanical Surface Detection)
- Electronics: DAE3 Sn577; Calibrated: 2010/8/18
- Phantom: ELI 4.0\_Front; Type: QDOVA001BB; Serial: 1026
- Measurement SW: DASY4, V4.7 Build 80; Postprocessing SW: SEMCAD, V1.8 Build 186

**Ch44/Area Scan (121x201x1):** Measurement grid: dx=10mm, dy=10mm

Maximum value of SAR (interpolated) = 0.338 mW/g


**Ch44/Zoom Scan (8x8x10)/Cube 0:** Measurement grid: dx=4mm, dy=4mm, dz=2.5mm

Reference Value = 4.41 V/m; Power Drift = -0.120 dB

Peak SAR (extrapolated) = 0.556 W/kg

**SAR(1 g) = 0.250 mW/g; SAR(10 g) = 0.120 mW/g**

Maximum value of SAR (measured) = 0.387 mW/g



0 dB = 0.387mW/g

**#64 802.11a\_Bottom\_0cm\_Ch44\_Battery 1\_Scanner 2\_Keypad 2\_Holster2\_2D**

**DUT: 000411**

Communication System: 802.11a; Frequency: 5220 MHz; Duty Cycle: 1:1

Medium: MSL\_5G\_101027 Medium parameters used :  $f = 5220 \text{ MHz}$ ;  $\sigma = 5.19 \text{ mho/m}$ ;  $\epsilon_r = 48.5$ ;  $\rho = 1000 \text{ kg/m}^3$

Ambient Temperature : 22.4 °C ; Liquid Temperature : 21.2 °C

DASY4 Configuration:

- Probe: EX3DV4 - SN3731; ConvF(3.87, 3.87, 3.87); Calibrated: 2010/9/20
- Sensor-Surface: 2mm (Mechanical Surface Detection)
- Electronics: DAE3 Sn577; Calibrated: 2010/8/18
- Phantom: ELI 4.0\_Front; Type: QDOVA001BB; Serial: 1026
- Measurement SW: DASY4, V4.7 Build 80; Postprocessing SW: SEMCAD, V1.8 Build 186

**Ch44/Area Scan (121x201x1):** Measurement grid: dx=10mm, dy=10mm

Maximum value of SAR (interpolated) = 0.338 mW/g

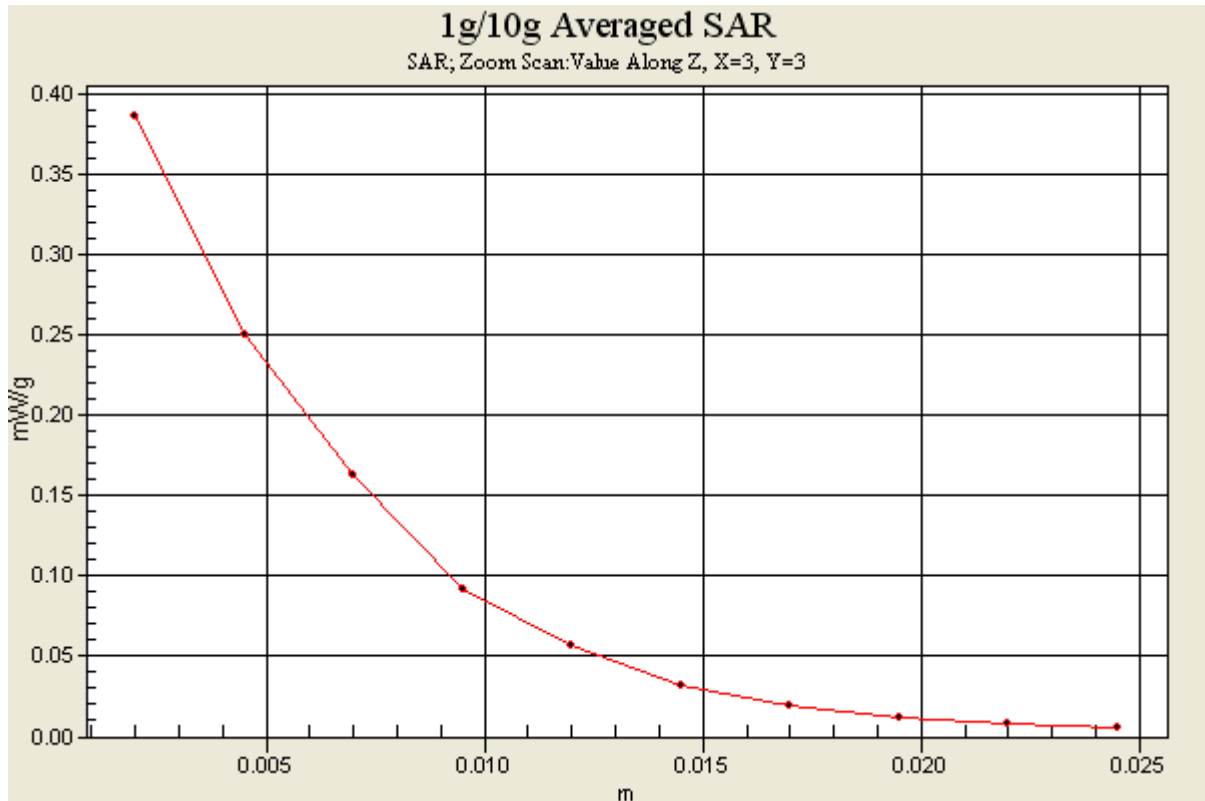
**Ch44/Zoom Scan (8x8x10)/Cube 0:** Measurement grid: dx=4mm, dy=4mm, dz=2.5mm

Reference Value = 4.41 V/m; Power Drift = -0.120 dB

Peak SAR (extrapolated) = 0.556 W/kg

**SAR(1 g) = 0.250 mW/g; SAR(10 g) = 0.120 mW/g**

Maximum value of SAR (measured) = 0.387 mW/g



**#65 802.11a\_Bottom\_0cm\_Ch36\_Battery 1\_Scanner 2\_Keypad 2\_Holster2**

**DUT: 000411**

Communication System: 802.11a; Frequency: 5180 MHz; Duty Cycle: 1:1

Medium: MSL\_5G\_101027 Medium parameters used:  $f = 5180$  MHz;  $\sigma = 5.13$  mho/m;  $\epsilon_r = 48.5$ ;  $\rho = 1000$  kg/m<sup>3</sup>

Ambient Temperature : 22.5 °C ; Liquid Temperature : 21.2 °C

DASY4 Configuration:

- Probe: EX3DV4 - SN3731; ConvF(3.87, 3.87, 3.87); Calibrated: 2010/9/20
- Sensor-Surface: 2mm (Mechanical Surface Detection)
- Electronics: DAE3 Sn577; Calibrated: 2010/8/18
- Phantom: ELI 4.0\_Front; Type: QDOVA001BB; Serial: 1026
- Measurement SW: DASY4, V4.7 Build 80; Postprocessing SW: SEMCAD, V1.8 Build 186

**Ch36/Area Scan (121x201x1):** Measurement grid: dx=10mm, dy=10mm

Maximum value of SAR (interpolated) = 0.197 mW/g


**Ch36/Zoom Scan (8x8x10)/Cube 0:** Measurement grid: dx=4mm, dy=4mm, dz=2.5mm

Reference Value = 3.38 V/m; Power Drift = -0.131 dB

Peak SAR (extrapolated) = 0.300 W/kg

**SAR(1 g) = 0.138 mW/g; SAR(10 g) = 0.067 mW/g**

Maximum value of SAR (measured) = 0.216 mW/g



0 dB = 0.216mW/g

**#66 802.11a\_Bottom\_0cm\_Ch48\_Battery 1\_Scanner 2\_Keypad 2\_Holster2**

**DUT: 000411**

Communication System: 802.11a; Frequency: 5240 MHz; Duty Cycle: 1:1

Medium: MSL\_5G\_101027 Medium parameters used:  $f = 5240 \text{ MHz}$ ;  $\sigma = 5.22 \text{ mho/m}$ ;  $\epsilon_r = 48.4$ ;  $\rho = 1000 \text{ kg/m}^3$

Ambient Temperature :  $22.5 \text{ }^\circ\text{C}$  ; Liquid Temperature :  $21.2 \text{ }^\circ\text{C}$

DASY4 Configuration:

- Probe: EX3DV4 - SN3731; ConvF(3.87, 3.87, 3.87); Calibrated: 2010/9/20
- Sensor-Surface: 2mm (Mechanical Surface Detection)
- Electronics: DAE3 Sn577; Calibrated: 2010/8/18
- Phantom: ELI 4.0\_Front; Type: QDOVA001BB; Serial: 1026
- Measurement SW: DASY4, V4.7 Build 80; Postprocessing SW: SEMCAD, V1.8 Build 186

**Ch48/Area Scan (121x201x1):** Measurement grid:  $dx=10\text{mm}$ ,  $dy=10\text{mm}$

Maximum value of SAR (interpolated) =  $0.288 \text{ mW/g}$

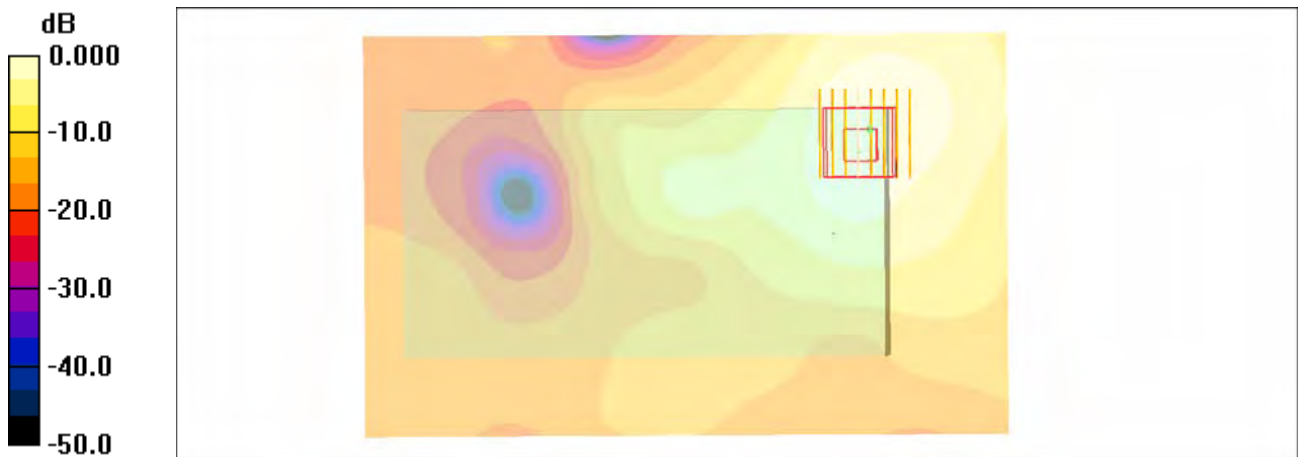
**Ch48/Zoom Scan (8x8x10)/Cube 0:** Measurement grid:  $dx=4\text{mm}$ ,  $dy=4\text{mm}$ ,  $dz=2.5\text{mm}$

Reference Value =  $4.16 \text{ V/m}$ ; Power Drift =  $-0.101 \text{ dB}$

Peak SAR (extrapolated) =  $0.447 \text{ W/kg}$

**SAR(1 g) =  $0.205 \text{ mW/g}$ ; SAR(10 g) =  $0.097 \text{ mW/g}$**

Maximum value of SAR (measured) =  $0.322 \text{ mW/g}$



0 dB =  $0.322\text{mW/g}$

## #67 802.11a\_Bottom\_1.5cm\_Ch52\_Battery 1\_Scanner 1\_Keypad 1

**DUT: 000411**

Communication System: 802.11a; Frequency: 5260 MHz; Duty Cycle: 1:1

Medium: MSL\_5G\_101101 Medium parameters used :  $f = 5260$  MHz;  $\sigma = 5.38$  mho/m;  $\epsilon_r = 48.7$ ;  $\rho = 1000$  kg/m<sup>3</sup>

Ambient Temperature : 22.3 °C ; Liquid Temperature : 21.4 °C

DASY4 Configuration:

- Probe: EX3DV4 - SN3731; ConvF(3.63, 3.63, 3.63); Calibrated: 2010/9/20
- Sensor-Surface: 2mm (Mechanical Surface Detection)
- Electronics: DAE3 Sn577; Calibrated: 2010/8/18
- Phantom: ELI 4.0\_Front; Type: QDOVA001BB; Serial: 1026
- Measurement SW: DASY4, V4.7 Build 80; Postprocessing SW: SEMCAD, V1.8 Build 186

**Ch52/Area Scan (121x201x1):** Measurement grid: dx=10mm, dy=10mm

Maximum value of SAR (interpolated) = 0.486 mW/g

**Ch52/Zoom Scan (8x8x10)/Cube 0:** Measurement grid: dx=4mm, dy=4mm, dz=2.5mm

Reference Value = 5.52 V/m; Power Drift = 0.162 dB

Peak SAR (extrapolated) = 0.965 W/kg

**SAR(1 g) = 0.395 mW/g; SAR(10 g) = 0.173 mW/g**

Maximum value of SAR (measured) = 0.648 mW/g



0 dB = 0.648mW/g

## #68 802.11a\_Bottom\_1.5cm\_Ch52\_Battery 1\_Scanner 1\_Keypad 2

**DUT: 000411**

Communication System: 802.11a; Frequency: 5260 MHz; Duty Cycle: 1:1

Medium: MSL\_5G\_101101 Medium parameters used :  $f = 5260$  MHz;  $\sigma = 5.38$  mho/m;  $\epsilon_r = 48.7$ ;  $\rho = 1000$  kg/m<sup>3</sup>

Ambient Temperature : 22.3 °C ; Liquid Temperature : 21.4 °C

DASY4 Configuration:

- Probe: EX3DV4 - SN3731; ConvF(3.63, 3.63, 3.63); Calibrated: 2010/9/20
- Sensor-Surface: 2mm (Mechanical Surface Detection)
- Electronics: DAE3 Sn577; Calibrated: 2010/8/18
- Phantom: ELI 4.0\_Front; Type: QDOVA001BB; Serial: 1026
- Measurement SW: DASY4, V4.7 Build 80; Postprocessing SW: SEMCAD, V1.8 Build 186

**Ch52/Area Scan (121x201x1):** Measurement grid: dx=10mm, dy=10mm

Maximum value of SAR (interpolated) = 0.437 mW/g

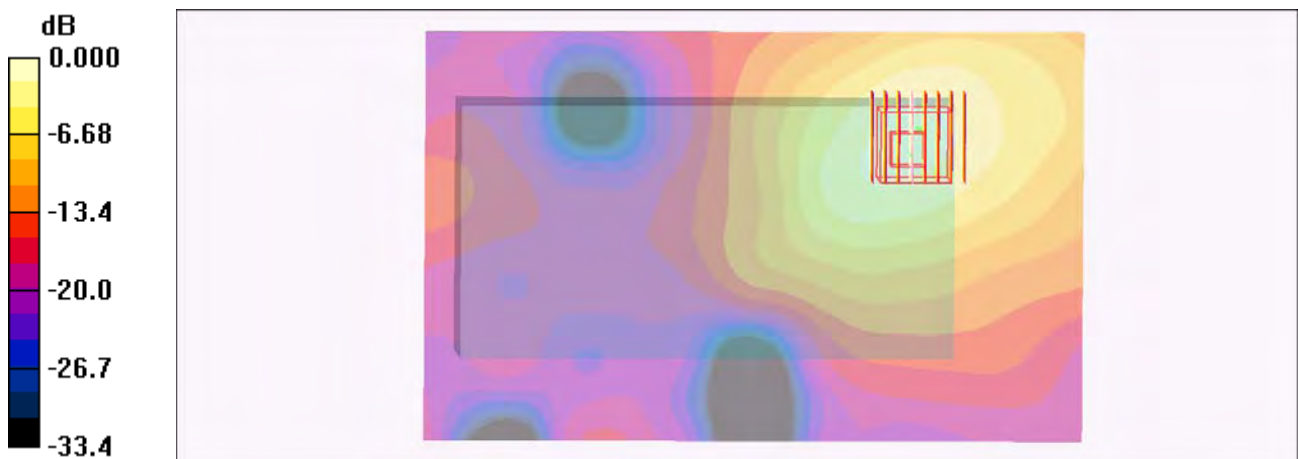
**Ch52/Zoom Scan (8x8x10)/Cube 0:** Measurement grid: dx=4mm, dy=4mm, dz=2.5mm

Reference Value = 3.65 V/m; Power Drift = 0.134 dB

Peak SAR (extrapolated) = 0.799 W/kg

**SAR(1 g) = 0.324 mW/g; SAR(10 g) = 0.148 mW/g**

Maximum value of SAR (measured) = 0.550 mW/g



0 dB = 0.550mW/g



### #69 802.11a\_Bottom\_1.5cm\_Ch52\_Battery 1\_Scanner 1\_Keypad 3

**DUT: 000411**

Communication System: 802.11a; Frequency: 5260 MHz; Duty Cycle: 1:1

Medium: MSL\_5G\_101101 Medium parameters used :  $f = 5260$  MHz;  $\sigma = 5.38$  mho/m;  $\epsilon_r = 48.7$ ;  $\rho = 1000$  kg/m<sup>3</sup>

Ambient Temperature : 22.3 °C ; Liquid Temperature : 21.4 °C

DASY4 Configuration:

- Probe: EX3DV4 - SN3731; ConvF(3.63, 3.63, 3.63); Calibrated: 2010/9/20
- Sensor-Surface: 2mm (Mechanical Surface Detection)
- Electronics: DAE3 Sn577; Calibrated: 2010/8/18
- Phantom: ELI 4.0\_Front; Type: QDOVA001BB; Serial: 1026
- Measurement SW: DASY4, V4.7 Build 80; Postprocessing SW: SEMCAD, V1.8 Build 186

**Ch52/Area Scan (121x201x1):** Measurement grid: dx=10mm, dy=10mm

Maximum value of SAR (interpolated) = 0.414 mW/g

**Ch52/Zoom Scan (8x8x10)/Cube 0:** Measurement grid: dx=4mm, dy=4mm, dz=2.5mm

Reference Value = 4.26 V/m; Power Drift = -0.175 dB

Peak SAR (extrapolated) = 0.712 W/kg

**SAR(1 g) = 0.320 mW/g; SAR(10 g) = 0.148 mW/g**

Maximum value of SAR (measured) = 0.505 mW/g



0 dB = 0.505mW/g



## #70 802.11a\_Bottom\_1.5cm\_Ch52\_Battery 1\_Scanner 2\_Keypad 1

**DUT: 000411**

Communication System: 802.11a; Frequency: 5260 MHz; Duty Cycle: 1:1

Medium: MSL\_5G\_101101 Medium parameters used :  $f = 5260$  MHz;  $\sigma = 5.38$  mho/m;  $\epsilon_r = 48.7$ ;  $\rho = 1000$  kg/m<sup>3</sup>

Ambient Temperature : 22.3 °C ; Liquid Temperature : 21.4 °C

DASY4 Configuration:

- Probe: EX3DV4 - SN3731; ConvF(3.63, 3.63, 3.63); Calibrated: 2010/9/20
- Sensor-Surface: 2mm (Mechanical Surface Detection)
- Electronics: DAE3 Sn577; Calibrated: 2010/8/18
- Phantom: ELI 4.0\_Front; Type: QDOVA001BB; Serial: 1026
- Measurement SW: DASY4, V4.7 Build 80; Postprocessing SW: SEMCAD, V1.8 Build 186

**Ch52/Area Scan (121x201x1):** Measurement grid: dx=10mm, dy=10mm

Maximum value of SAR (interpolated) = 0.364 mW/g


**Ch52/Zoom Scan (8x8x10)/Cube 0:** Measurement grid: dx=4mm, dy=4mm, dz=2.5mm

Reference Value = 3.96 V/m; Power Drift = -0.123 dB

Peak SAR (extrapolated) = 0.630 W/kg

**SAR(1 g) = 0.278 mW/g; SAR(10 g) = 0.126 mW/g**

Maximum value of SAR (measured) = 0.443 mW/g



0 dB = 0.443mW/g

## #71 802.11a\_Bottom\_1.5cm\_Ch52\_Battery 1\_Scanner 2\_Keypad 2

**DUT: 000411**

Communication System: 802.11a; Frequency: 5260 MHz; Duty Cycle: 1:1

Medium: MSL\_5G\_101101 Medium parameters used :  $f = 5260$  MHz;  $\sigma = 5.38$  mho/m;  $\epsilon_r = 48.7$ ;  $\rho = 1000$  kg/m<sup>3</sup>

Ambient Temperature : 22.3 °C ; Liquid Temperature : 21.4 °C

DASY4 Configuration:

- Probe: EX3DV4 - SN3731; ConvF(3.63, 3.63, 3.63); Calibrated: 2010/9/20
- Sensor-Surface: 2mm (Mechanical Surface Detection)
- Electronics: DAE3 Sn577; Calibrated: 2010/8/18
- Phantom: ELI 4.0\_Front; Type: QDOVA001BB; Serial: 1026
- Measurement SW: DASY4, V4.7 Build 80; Postprocessing SW: SEMCAD, V1.8 Build 186

**Ch52/Area Scan (121x201x1):** Measurement grid: dx=10mm, dy=10mm

Maximum value of SAR (interpolated) = 0.484 mW/g


**Ch52/Zoom Scan (8x8x10)/Cube 0:** Measurement grid: dx=4mm, dy=4mm, dz=2.5mm

Reference Value = 5.42 V/m; Power Drift = -0.110 dB

Peak SAR (extrapolated) = 0.891 W/kg

**SAR(1 g) = 0.396 mW/g; SAR(10 g) = 0.174 mW/g**

Maximum value of SAR (measured) = 0.643 mW/g



0 dB = 0.643mW/g

## #71 802.11a\_Bottom\_1.5cm\_Ch52\_Battery 1\_Scanner 2\_Keypad 2\_2D

**DUT: 000411**

Communication System: 802.11a; Frequency: 5260 MHz; Duty Cycle: 1:1

Medium: MSL\_5G\_101101 Medium parameters used :  $f = 5260$  MHz;  $\sigma = 5.38$  mho/m;  $\epsilon_r = 48.7$ ;  $\rho = 1000$  kg/m<sup>3</sup>

Ambient Temperature : 22.3 °C ; Liquid Temperature : 21.4 °C

DASY4 Configuration:

- Probe: EX3DV4 - SN3731; ConvF(3.63, 3.63, 3.63); Calibrated: 2010/9/20
- Sensor-Surface: 2mm (Mechanical Surface Detection)
- Electronics: DAE3 Sn577; Calibrated: 2010/8/18
- Phantom: ELI 4.0\_Front; Type: QDOVA001BB; Serial: 1026
- Measurement SW: DASY4, V4.7 Build 80; Postprocessing SW: SEMCAD, V1.8 Build 186

**Ch52/Area Scan (121x201x1):** Measurement grid: dx=10mm, dy=10mm

Maximum value of SAR (interpolated) = 0.484 mW/g

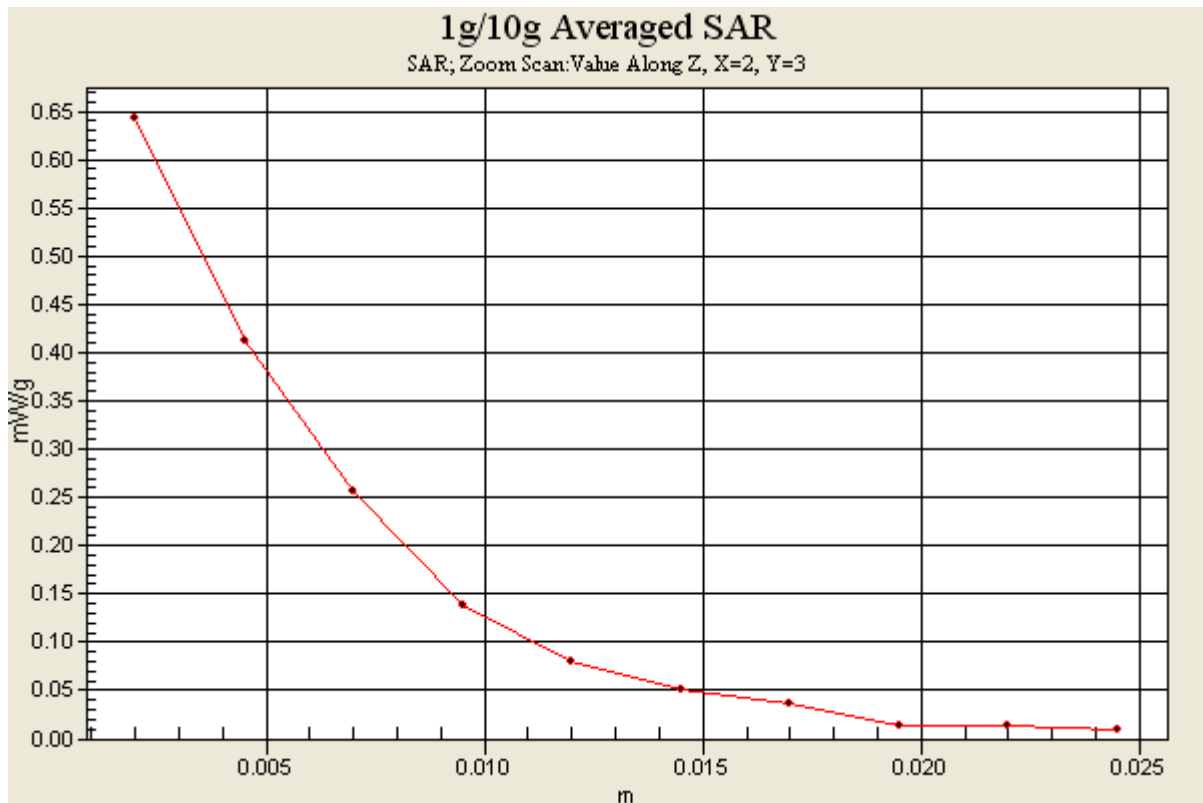
**Ch52/Zoom Scan (8x8x10)/Cube 0:** Measurement grid: dx=4mm, dy=4mm, dz=2.5mm

Reference Value = 5.42 V/m; Power Drift = -0.110 dB

Peak SAR (extrapolated) = 0.891 W/kg

**SAR(1 g) = 0.396 mW/g; SAR(10 g) = 0.174 mW/g**

Maximum value of SAR (measured) = 0.643 mW/g



### #72 802.11a\_Bottom\_1.5cm\_Ch52\_Battery 1\_Scanner 2\_Keypad 3

**DUT: 000411**

Communication System: 802.11a; Frequency: 5260 MHz; Duty Cycle: 1:1

Medium: MSL\_5G\_101101 Medium parameters used :  $f = 5260$  MHz;  $\sigma = 5.38$  mho/m;  $\epsilon_r = 48.7$ ;  $\rho = 1000$  kg/m<sup>3</sup>

Ambient Temperature : 22.3 °C ; Liquid Temperature : 21.4 °C

DASY4 Configuration:

- Probe: EX3DV4 - SN3731; ConvF(3.63, 3.63, 3.63); Calibrated: 2010/9/20
- Sensor-Surface: 2mm (Mechanical Surface Detection)
- Electronics: DAE3 Sn577; Calibrated: 2010/8/18
- Phantom: ELI 4.0\_Front; Type: QDOVA001BB; Serial: 1026
- Measurement SW: DASY4, V4.7 Build 80; Postprocessing SW: SEMCAD, V1.8 Build 186

**Ch52/Area Scan (121x201x1):** Measurement grid: dx=10mm, dy=10mm

Maximum value of SAR (interpolated) = 0.432 mW/g


**Ch52/Zoom Scan (8x8x10)/Cube 0:** Measurement grid: dx=4mm, dy=4mm, dz=2.5mm

Reference Value = 4.48 V/m; Power Drift = -0.130 dB

Peak SAR (extrapolated) = 0.749 W/kg

**SAR(1 g) = 0.331 mW/g; SAR(10 g) = 0.152 mW/g**

Maximum value of SAR (measured) = 0.526 mW/g



0 dB = 0.526mW/g

## #73 802.11a\_Bottom\_1.5cm\_Ch52\_Battery 2\_Scanner 1\_Keypad 1

**DUT: 000411**

Communication System: 802.11a; Frequency: 5260 MHz; Duty Cycle: 1:1

Medium: MSL\_5G\_101101 Medium parameters used :  $f = 5260$  MHz;  $\sigma = 5.38$  mho/m;  $\epsilon_r = 48.7$ ;  $\rho = 1000$  kg/m<sup>3</sup>

Ambient Temperature : 22.3 °C ; Liquid Temperature : 21.4 °C

DASY4 Configuration:

- Probe: EX3DV4 - SN3731; ConvF(3.63, 3.63, 3.63); Calibrated: 2010/9/20
- Sensor-Surface: 2mm (Mechanical Surface Detection)
- Electronics: DAE3 Sn577; Calibrated: 2010/8/18
- Phantom: ELI 4.0\_Front; Type: QDOVA001BB; Serial: 1026
- Measurement SW: DASY4, V4.7 Build 80; Postprocessing SW: SEMCAD, V1.8 Build 186

**Ch52/Area Scan (121x201x1):** Measurement grid: dx=10mm, dy=10mm

Maximum value of SAR (interpolated) = 0.365 mW/g


**Ch52/Zoom Scan (8x8x10)/Cube 0:** Measurement grid: dx=4mm, dy=4mm, dz=2.5mm

Reference Value = 3.88 V/m; Power Drift = -0.148 dB

Peak SAR (extrapolated) = 0.584 W/kg

**SAR(1 g) = 0.256 mW/g; SAR(10 g) = 0.120 mW/g**

Maximum value of SAR (measured) = 0.408 mW/g



0 dB = 0.408mW/g

## #74 802.11a\_Bottom\_1.5cm\_Ch52\_Battery 2\_Scanner 1\_Keypad 2

**DUT: 000411**

Communication System: 802.11a; Frequency: 5260 MHz; Duty Cycle: 1:1

Medium: MSL\_5G\_101101 Medium parameters used :  $f = 5260$  MHz;  $\sigma = 5.38$  mho/m;  $\epsilon_r = 48.7$ ;  $\rho = 1000$  kg/m<sup>3</sup>

Ambient Temperature : 22.3 °C ; Liquid Temperature : 21.4 °C

DASY4 Configuration:

- Probe: EX3DV4 - SN3731; ConvF(3.63, 3.63, 3.63); Calibrated: 2010/9/20
- Sensor-Surface: 2mm (Mechanical Surface Detection)
- Electronics: DAE3 Sn577; Calibrated: 2010/8/18
- Phantom: ELI 4.0\_Front; Type: QDOVA001BB; Serial: 1026
- Measurement SW: DASY4, V4.7 Build 80; Postprocessing SW: SEMCAD, V1.8 Build 186

**Ch52/Area Scan (121x201x1):** Measurement grid: dx=10mm, dy=10mm

Maximum value of SAR (interpolated) = 0.379 mW/g

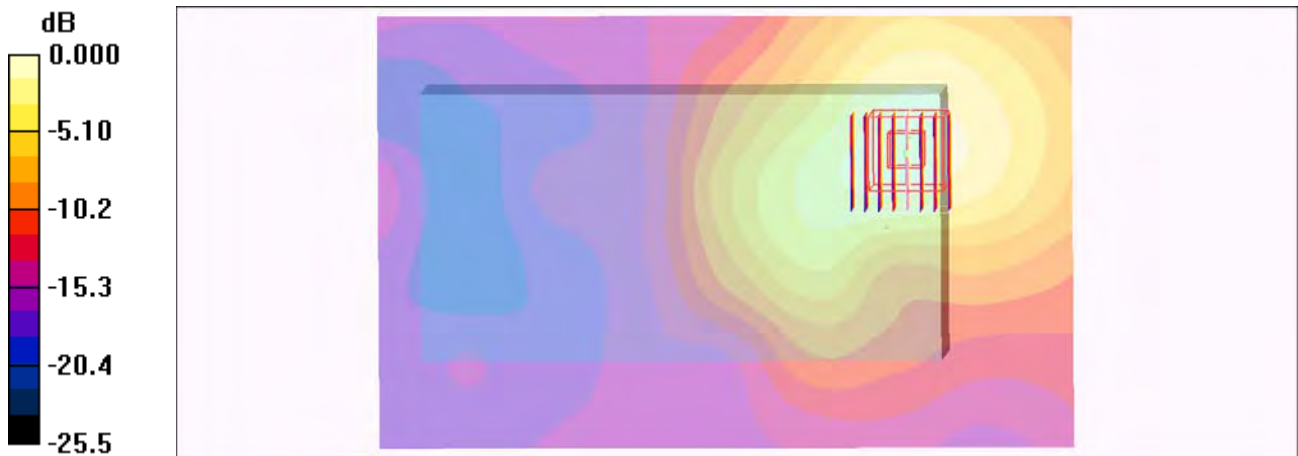
**Ch52/Zoom Scan (8x8x10)/Cube 0:** Measurement grid: dx=4mm, dy=4mm, dz=2.5mm

Reference Value = 3.82 V/m; Power Drift = -0.144 dB

Peak SAR (extrapolated) = 0.574 W/kg

**SAR(1 g) = 0.265 mW/g; SAR(10 g) = 0.126 mW/g**

Maximum value of SAR (measured) = 0.415 mW/g



### #75 802.11a\_Bottom\_1.5cm\_Ch52\_Battery 2\_Scanner 1\_Keypad 3

**DUT: 000411**

Communication System: 802.11a; Frequency: 5260 MHz; Duty Cycle: 1:1

Medium: MSL\_5G\_101101 Medium parameters used :  $f = 5260$  MHz;  $\sigma = 5.38$  mho/m;  $\epsilon_r = 48.7$ ;  $\rho = 1000$  kg/m<sup>3</sup>

Ambient Temperature : 21.3 °C ; Liquid Temperature : 22.4 °C

DASY4 Configuration:

- Probe: EX3DV4 - SN3731; ConvF(3.63, 3.63, 3.63); Calibrated: 2010/9/20
- Sensor-Surface: 2mm (Mechanical Surface Detection)
- Electronics: DAE3 Sn577; Calibrated: 2010/8/18
- Phantom: ELI 4.0\_Front; Type: QDOVA001BB; Serial: 1026
- Measurement SW: DASY4, V4.7 Build 80; Postprocessing SW: SEMCAD, V1.8 Build 186

**Ch52/Area Scan (121x201x1):** Measurement grid: dx=10mm, dy=10mm

Maximum value of SAR (interpolated) = 0.356 mW/g


**Ch52/Zoom Scan (8x8x10)/Cube 0:** Measurement grid: dx=4mm, dy=4mm, dz=2.5mm

Reference Value = 4.12 V/m; Power Drift = -0.181 dB

Peak SAR (extrapolated) = 0.545 W/kg

**SAR(1 g) = 0.246 mW/g; SAR(10 g) = 0.119 mW/g**

Maximum value of SAR (measured) = 0.381 mW/g





## #76 802.11a\_Bottom\_1.5cm\_Ch52\_Battery 2\_Scanner 2\_Keypad 1

**DUT: 000411**

Communication System: 802.11a; Frequency: 5260 MHz; Duty Cycle: 1:1

Medium: MSL\_5G\_101101 Medium parameters used :  $f = 5260$  MHz;  $\sigma = 5.38$  mho/m;  $\epsilon_r = 48.7$ ;  $\rho = 1000$  kg/m<sup>3</sup>

Ambient Temperature : 22.3 °C ; Liquid Temperature : 21.4 °C

DASY4 Configuration:

- Probe: EX3DV4 - SN3731; ConvF(3.63, 3.63, 3.63); Calibrated: 2010/9/20
- Sensor-Surface: 2mm (Mechanical Surface Detection)
- Electronics: DAE3 Sn577; Calibrated: 2010/8/18
- Phantom: ELI 4.0\_Front; Type: QDOVA001BB; Serial: 1026
- Measurement SW: DASY4, V4.7 Build 80; Postprocessing SW: SEMCAD, V1.8 Build 186

**Ch52/Area Scan (121x201x1):** Measurement grid: dx=10mm, dy=10mm

Maximum value of SAR (interpolated) = 0.279 mW/g


**Ch52/Zoom Scan (8x8x10)/Cube 0:** Measurement grid: dx=4mm, dy=4mm, dz=2.5mm

Reference Value = 2.93 V/m; Power Drift = -0.131 dB

Peak SAR (extrapolated) = 0.442 W/kg

**SAR(1 g) = 0.195 mW/g; SAR(10 g) = 0.093 mW/g**

Maximum value of SAR (measured) = 0.315 mW/g



0 dB = 0.315mW/g



## #77 802.11a\_Bottom\_1.5cm\_Ch52\_Battery 2\_Scanner 2\_Keypad 2

**DUT: 000411**

Communication System: 802.11a; Frequency: 5260 MHz; Duty Cycle: 1:1

Medium: MSL\_5G\_101101 Medium parameters used :  $f = 5260$  MHz;  $\sigma = 5.38$  mho/m;  $\epsilon_r = 48.7$ ;  $\rho = 1000$  kg/m<sup>3</sup>

Ambient Temperature : 22.3 °C ; Liquid Temperature : 21.4 °C

DASY4 Configuration:

- Probe: EX3DV4 - SN3731; ConvF(3.63, 3.63, 3.63); Calibrated: 2010/9/20
- Sensor-Surface: 2mm (Mechanical Surface Detection)
- Electronics: DAE3 Sn577; Calibrated: 2010/8/18
- Phantom: ELI 4.0\_Front; Type: QDOVA001BB; Serial: 1026
- Measurement SW: DASY4, V4.7 Build 80; Postprocessing SW: SEMCAD, V1.8 Build 186

**Ch52/Area Scan (121x201x1):** Measurement grid: dx=10mm, dy=10mm

Maximum value of SAR (interpolated) = 0.394 mW/g


**Ch52/Zoom Scan (8x8x10)/Cube 0:** Measurement grid: dx=4mm, dy=4mm, dz=2.5mm

Reference Value = 3.82 V/m; Power Drift = 0.094 dB

Peak SAR (extrapolated) = 0.648 W/kg

**SAR(1 g) = 0.286 mW/g; SAR(10 g) = 0.134 mW/g**

Maximum value of SAR (measured) = 0.454 mW/g



0 dB = 0.454mW/g

### #78 802.11a\_Bottom\_1.5cm\_Ch52\_Battery 2\_Scanner 2\_Keypad 3

**DUT: 000411**

Communication System: 802.11a; Frequency: 5260 MHz; Duty Cycle: 1:1

Medium: MSL\_5G\_101101 Medium parameters used :  $f = 5260$  MHz;  $\sigma = 5.38$  mho/m;  $\epsilon_r = 48.7$ ;  $\rho = 1000$  kg/m<sup>3</sup>

Ambient Temperature : 22.3 °C ; Liquid Temperature : 21.4 °C

DASY4 Configuration:

- Probe: EX3DV4 - SN3731; ConvF(3.63, 3.63, 3.63); Calibrated: 2010/9/20
- Sensor-Surface: 2mm (Mechanical Surface Detection)
- Electronics: DAE3 Sn577; Calibrated: 2010/8/18
- Phantom: ELI 4.0\_Front; Type: QDOVA001BB; Serial: 1026
- Measurement SW: DASY4, V4.7 Build 80; Postprocessing SW: SEMCAD, V1.8 Build 186

**Ch52/Area Scan (121x201x1):** Measurement grid: dx=10mm, dy=10mm

Maximum value of SAR (interpolated) = 0.345 mW/g

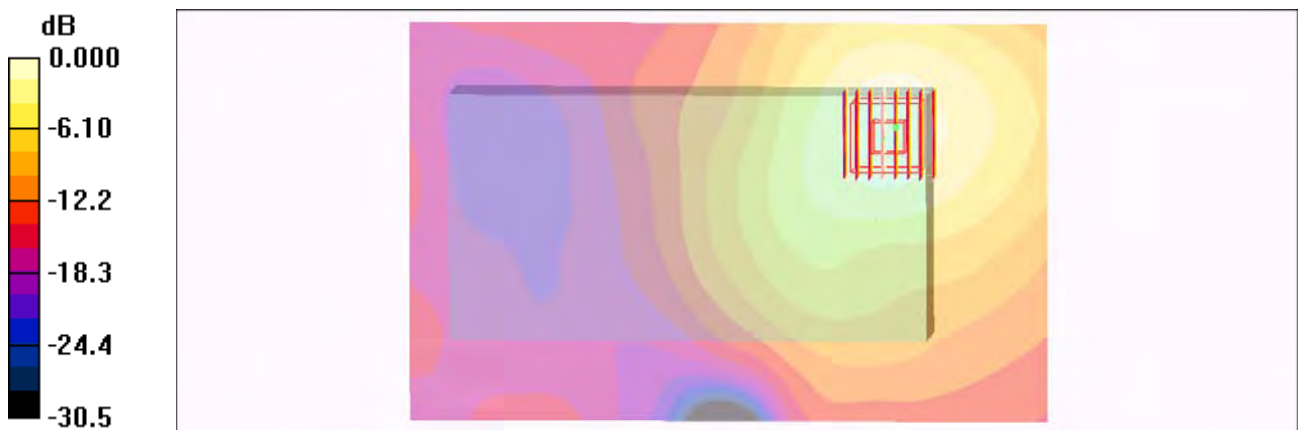
**Ch52/Zoom Scan (8x8x10)/Cube 0:** Measurement grid: dx=4mm, dy=4mm, dz=2.5mm

Reference Value = 4.10 V/m; Power Drift = -0.103 dB

Peak SAR (extrapolated) = 0.539 W/kg

**SAR(1 g) = 0.240 mW/g; SAR(10 g) = 0.114 mW/g**

Maximum value of SAR (measured) = 0.382 mW/g



0 dB = 0.382mW/g

## #79 802.11a\_Face\_1.5cm\_Ch52\_Battery 1\_Scanner 2\_Keypad 2

**DUT: 000411**

Communication System: 802.11a; Frequency: 5260 MHz; Duty Cycle: 1:1

Medium: MSL\_5G\_101101 Medium parameters used :  $f = 5260$  MHz;  $\sigma = 5.38$  mho/m;  $\epsilon_r = 48.7$ ;  $\rho = 1000$  kg/m<sup>3</sup>

Ambient Temperature : 22.3 °C; Liquid Temperature : 21.4 °C

DASY4 Configuration:

- Probe: EX3DV4 - SN3731; ConvF(3.63, 3.63, 3.63); Calibrated: 2010/9/20
- Sensor-Surface: 2mm (Mechanical Surface Detection)
- Electronics: DAE3 Sn577; Calibrated: 2010/8/18
- Phantom: ELI 4.0\_Front; Type: QDOVA001BB; Serial: 1026
- Measurement SW: DASY4, V4.7 Build 80; Postprocessing SW: SEMCAD, V1.8 Build 186

**Ch52/Area Scan (121x201x1):** Measurement grid: dx=10mm, dy=10mm

Maximum value of SAR (interpolated) = 0.071 mW/g

**Ch52/Zoom Scan (8x8x10)/Cube 0:** Measurement grid: dx=4mm, dy=4mm, dz=2.5mm

Reference Value = 1.96 V/m; Power Drift = -0.114 dB

Peak SAR (extrapolated) = 0.131 W/kg

**SAR(1 g) = 0.055 mW/g; SAR(10 g) = 0.028 mW/g**

Maximum value of SAR (measured) = 0.089 mW/g


**Ch52/Zoom Scan (8x8x10)/Cube 1:** Measurement grid: dx=4mm, dy=4mm, dz=2.5mm

Reference Value = 1.96 V/m; Power Drift = -0.114 dB

Peak SAR (extrapolated) = 0.056 W/kg

**SAR(1 g) = 0.025 mW/g; SAR(10 g) = 0.011 mW/g**

Maximum value of SAR (measured) = 0.039 mW/g



0 dB = 0.039mW/g

## #80 802.11a\_Face\_0cm\_Ch52\_Battery 1\_Scanner 2\_Keypad 2\_Holster 1

**DUT: 000411**

Communication System: 802.11a; Frequency: 5260 MHz; Duty Cycle: 1:1

Medium: MSL\_5G\_101101 Medium parameters used :  $f = 5260$  MHz;  $\sigma = 5.38$  mho/m;  $\epsilon_r = 48.7$ ;  $\rho = 1000$  kg/m<sup>3</sup>

Ambient Temperature : 22.3 °C ; Liquid Temperature : 21.4 °C

DASY4 Configuration:

- Probe: EX3DV4 - SN3731; ConvF(3.63, 3.63, 3.63); Calibrated: 2010/9/20
- Sensor-Surface: 2mm (Mechanical Surface Detection)
- Electronics: DAE3 Sn577; Calibrated: 2010/8/18
- Phantom: ELI 4.0\_Front; Type: QDOVA001BB; Serial: 1026
- Measurement SW: DASY4, V4.7 Build 80; Postprocessing SW: SEMCAD, V1.8 Build 186

**Ch52/Area Scan (151x201x1):** Measurement grid: dx=10mm, dy=10mm

Maximum value of SAR (interpolated) = 0.028 mW/g

**Ch52/Zoom Scan (8x8x10)/Cube 0:** Measurement grid: dx=4mm, dy=4mm, dz=2.5mm

Reference Value = 0.505 V/m; Power Drift = 0.192 dB

Peak SAR (extrapolated) = 0.059 W/kg

**SAR(1 g) = 0.021 mW/g; SAR(10 g) = 0.011 mW/g**

Maximum value of SAR (measured) = 0.038 mW/g

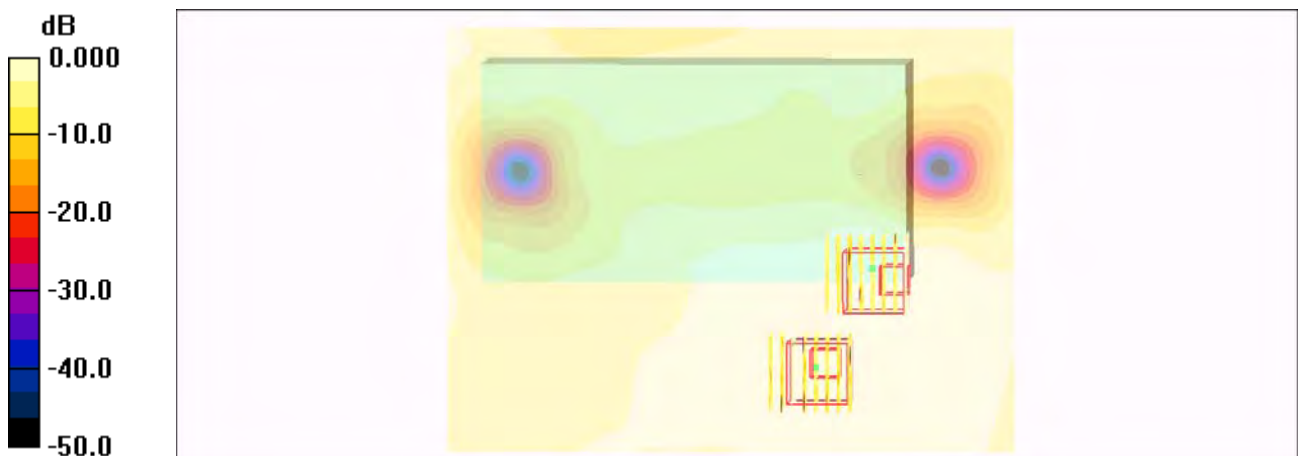
**Ch52/Zoom Scan (8x8x10)/Cube 1:** Measurement grid: dx=4mm, dy=4mm, dz=2.5mm

Reference Value = 0.505 V/m; Power Drift = 0.192 dB

Peak SAR (extrapolated) = 0.048 W/kg

**SAR(1 g) = 0.018 mW/g; SAR(10 g) = 0.00862 mW/g**

Maximum value of SAR (measured) = 0.030 mW/g



0 dB = 0.030mW/g

## #81 802.11a\_Face\_0cm\_Ch52\_Battery 1\_Scanner 2\_Keypad 2\_Holster 2

**DUT: 000411**

Communication System: 802.11a; Frequency: 5260 MHz; Duty Cycle: 1:1

Medium: MSL\_5G\_101101 Medium parameters used :  $f = 5260$  MHz;  $\sigma = 5.38$  mho/m;  $\epsilon_r = 48.7$ ;  $\rho = 1000$  kg/m<sup>3</sup>

Ambient Temperature : 22.3 °C; Liquid Temperature : 21.4 °C

DASY4 Configuration:

- Probe: EX3DV4 - SN3731; ConvF(3.63, 3.63, 3.63); Calibrated: 2010/9/20
- Sensor-Surface: 2mm (Mechanical Surface Detection)
- Electronics: DAE3 Sn577; Calibrated: 2010/8/18
- Phantom: ELI 4.0\_Front; Type: QDOVA001BB; Serial: 1026
- Measurement SW: DASY4, V4.7 Build 80; Postprocessing SW: SEMCAD, V1.8 Build 186

**Ch52/Area Scan (151x201x1):** Measurement grid: dx=10mm, dy=10mm

Maximum value of SAR (interpolated) = 0.061 mW/g

**Ch52/Zoom Scan (8x8x10)/Cube 0:** Measurement grid: dx=4mm, dy=4mm, dz=2.5mm

Reference Value = 2.24 V/m; Power Drift = -0.197 dB

Peak SAR (extrapolated) = 0.111 W/kg

**SAR(1 g) = 0.030 mW/g; SAR(10 g) = 0.012 mW/g**

Maximum value of SAR (measured) = 0.059 mW/g



0 dB = 0.059mW/g

## #82 802.11a\_Bottom\_0cm\_Ch52\_Battery 1\_Scanner 2\_Keypad 2\_Holster 2

**DUT: 000411**

Communication System: 802.11a; Frequency: 5260 MHz; Duty Cycle: 1:1

Medium: MSL\_5G\_101101 Medium parameters used :  $f = 5260$  MHz;  $\sigma = 5.38$  mho/m;  $\epsilon_r = 48.7$ ;  $\rho = 1000$  kg/m<sup>3</sup>

Ambient Temperature : 22.3 °C ; Liquid Temperature : 21.4 °C

DASY4 Configuration:

- Probe: EX3DV4 - SN3731; ConvF(3.63, 3.63, 3.63); Calibrated: 2010/9/20
- Sensor-Surface: 2mm (Mechanical Surface Detection)
- Electronics: DAE3 Sn577; Calibrated: 2010/8/18
- Phantom: ELI 4.0\_Front; Type: QDOVA001BB; Serial: 1026
- Measurement SW: DASY4, V4.7 Build 80; Postprocessing SW: SEMCAD, V1.8 Build 186

**Ch52/Area Scan (121x201x1):** Measurement grid: dx=10mm, dy=10mm

Maximum value of SAR (interpolated) = 0.388 mW/g


**Ch52/Zoom Scan (8x8x10)/Cube 0:** Measurement grid: dx=4mm, dy=4mm, dz=2.5mm

Reference Value = 5.07 V/m; Power Drift = 0.197 dB

Peak SAR (extrapolated) = 0.544 W/kg

**SAR(1 g) = 0.252 mW/g; SAR(10 g) = 0.123 mW/g**

Maximum value of SAR (measured) = 0.388 mW/g



0 dB = 0.388mW/g

## #83 802.11a\_Bottom\_1.5cm\_Ch60\_Battery 1\_Scanner 2\_Keypad 2

**DUT: 000411**

Communication System: 802.11a; Frequency: 5300 MHz; Duty Cycle: 1:1

Medium: MSL\_5G\_101101 Medium parameters used:  $f = 5300$  MHz;  $\sigma = 5.43$  mho/m;  $\epsilon_r = 48.6$ ;  $\rho = 1000$  kg/m<sup>3</sup>

Ambient Temperature : 22.3 °C ; Liquid Temperature : 21.4 °C

DASY4 Configuration:

- Probe: EX3DV4 - SN3731; ConvF(3.63, 3.63, 3.63); Calibrated: 2010/9/20
- Sensor-Surface: 2mm (Mechanical Surface Detection)
- Electronics: DAE3 Sn577; Calibrated: 2010/8/18
- Phantom: ELI 4.0\_Front; Type: QDOVA001BB; Serial: 1026
- Measurement SW: DASY4, V4.7 Build 80; Postprocessing SW: SEMCAD, V1.8 Build 186

**Ch60/Area Scan (121x201x1):** Measurement grid: dx=10mm, dy=10mm

Maximum value of SAR (interpolated) = 0.471 mW/g

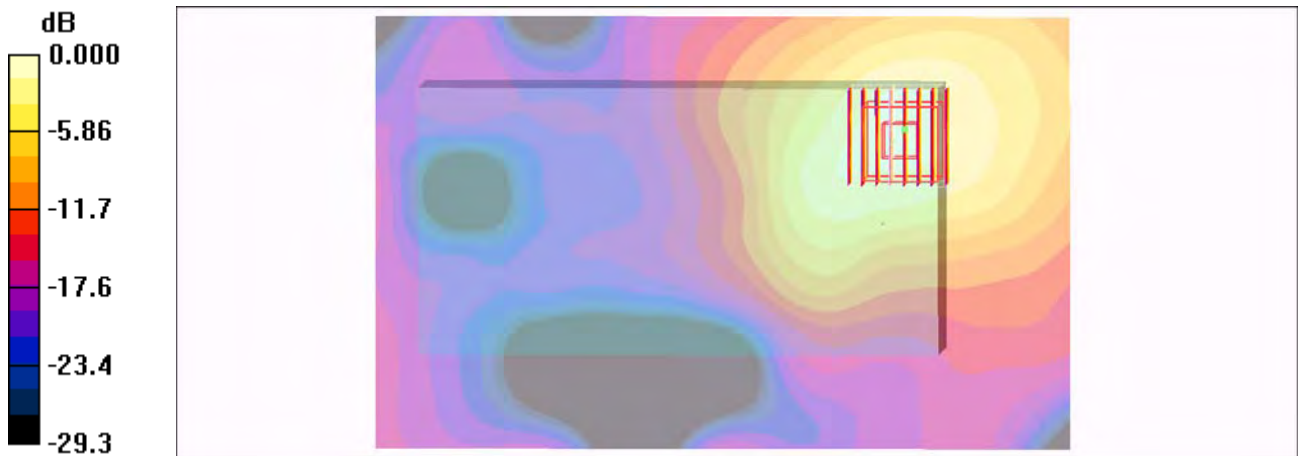
**Ch60/Zoom Scan (8x8x10)/Cube 0:** Measurement grid: dx=4mm, dy=4mm, dz=2.5mm

Reference Value = 4.21 V/m; Power Drift = 0.122 dB

Peak SAR (extrapolated) = 0.818 W/kg

**SAR(1 g) = 0.356 mW/g; SAR(10 g) = 0.165 mW/g**

Maximum value of SAR (measured) = 0.568 mW/g



0 dB = 0.568mW/g



## #84 802.11a\_Bottom\_1.5cm\_Ch64\_Battery 1\_Scanner 2\_Keypad 2

**DUT: 000411**

Communication System: 802.11a; Frequency: 5320 MHz; Duty Cycle: 1:1

Medium: MSL\_5G\_101101 Medium parameters used :  $f = 5320$  MHz;  $\sigma = 5.46$  mho/m;  $\epsilon_r = 48.5$ ;  $\rho = 1000$  kg/m<sup>3</sup>

Ambient Temperature : 22.3 °C ; Liquid Temperature : 21.4 °C

DASY4 Configuration:

- Probe: EX3DV4 - SN3731; ConvF(3.63, 3.63, 3.63); Calibrated: 2010/9/20
- Sensor-Surface: 2mm (Mechanical Surface Detection)
- Electronics: DAE3 Sn577; Calibrated: 2010/8/18
- Phantom: ELI 4.0\_Front; Type: QDOVA001BB; Serial: 1026
- Measurement SW: DASY4, V4.7 Build 80; Postprocessing SW: SEMCAD, V1.8 Build 186

**Ch64/Area Scan (121x201x1):** Measurement grid: dx=10mm, dy=10mm

Maximum value of SAR (interpolated) = 0.257 mW/g

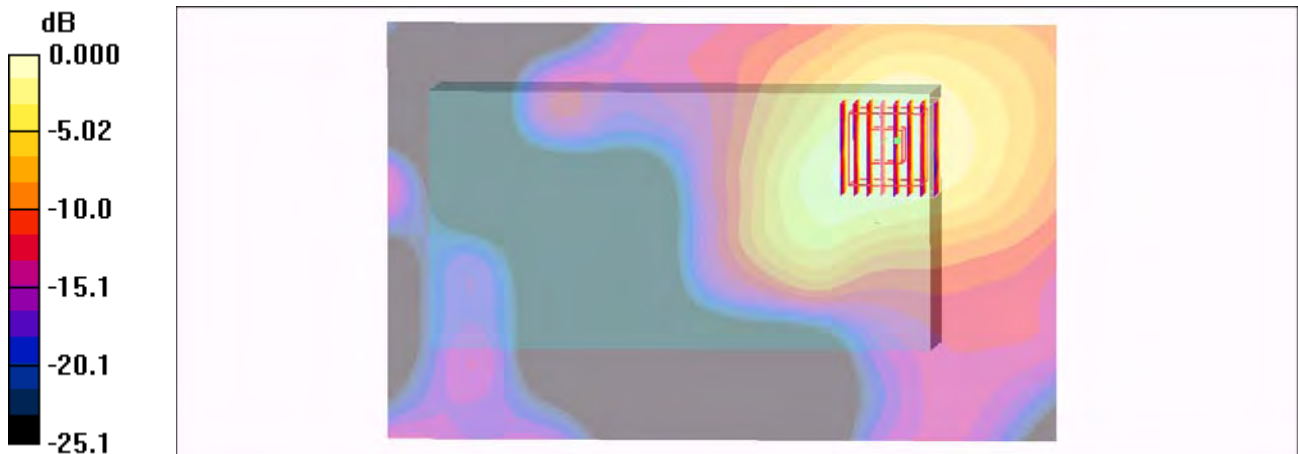
**Ch64/Zoom Scan (8x8x10)/Cube 0:** Measurement grid: dx=4mm, dy=4mm, dz=2.5mm

Reference Value = 3.20 V/m; Power Drift = 0.135 dB

Peak SAR (extrapolated) = 0.454 W/kg

**SAR(1 g) = 0.188 mW/g; SAR(10 g) = 0.089 mW/g**

Maximum value of SAR (measured) = 0.304 mW/g



0 dB = 0.304mW/g



**#159 802.11a\_Bottom\_1.5cm\_Ch104\_Battery 1\_Scanner 1\_Keypad 1**

**DUT: 000411**

Communication System: 802.11a; Frequency: 5520 MHz; Duty Cycle: 1:1

Medium: MSL\_5G\_101112 Medium parameters used:  $f = 5520$  MHz;  $\sigma = 5.55$  mho/m;  $\epsilon_r = 47$ ;  $\rho = 1000$  kg/m<sup>3</sup>

Ambient Temperature : 22.4 ; Liquid Temperature : 21.3

DASY5 Configuration:

- Probe: EX3DV4 - SN3578; ConvF(3.32, 3.32, 3.32); Calibrated: 2010/6/22
- Sensor-Surface: 2mm (Mechanical Surface Detection)
- Electronics: DAE3 Sn577; Calibrated: 2010/8/18
- Phantom: SAM - Front; Type: SAM; Serial: TP-1446
- Measurement SW: DASY5, V5.0 Build 125; SEMCAD X Version 13.4 Build 125

**Ch104/Area Scan (101x171x1):** Measurement grid: dx=10mm, dy=10mm

Maximum value of SAR (interpolated) = 0.371 mW/g

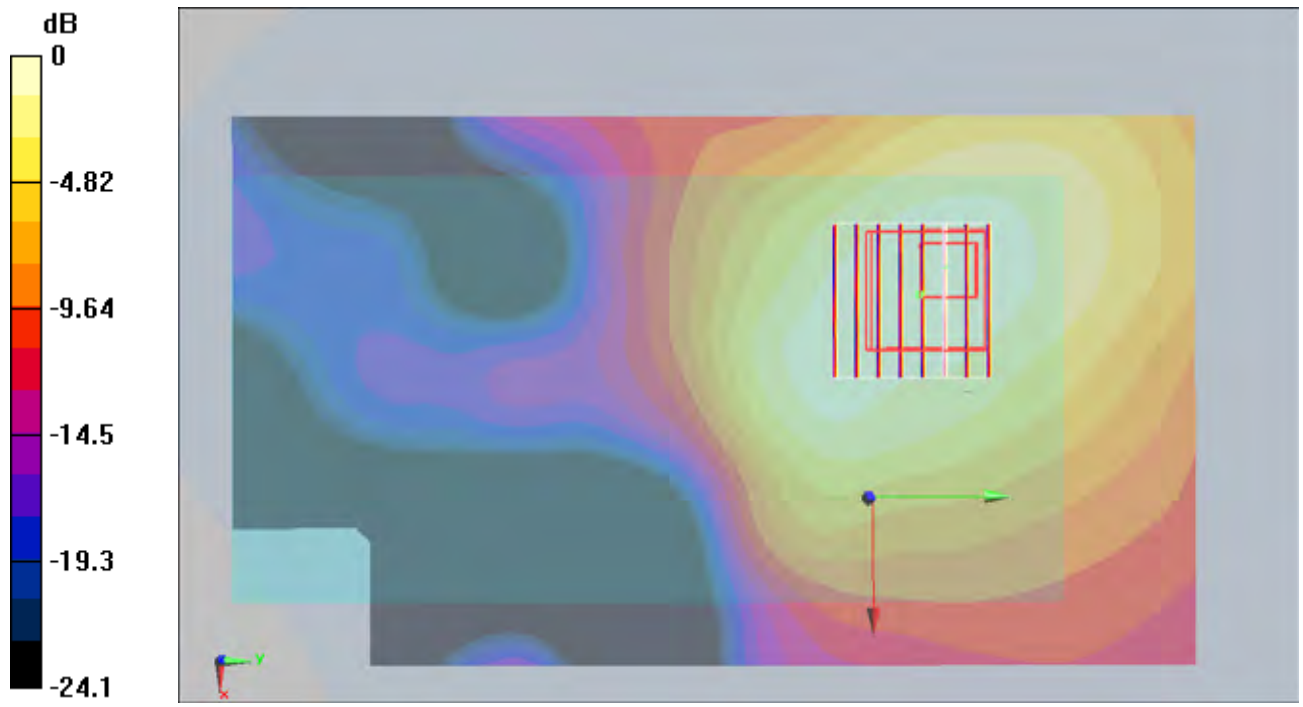
**Ch104/Zoom Scan (8x8x10)/Cube 0:** Measurement grid: dx=4mm, dy=4mm, dz=2.5mm

Reference Value = 5.84 V/m; Power Drift = -0.176 dB

Peak SAR (extrapolated) = 0.564 W/kg

**SAR(1 g) = 0.233 mW/g; SAR(10 g) = 0.110 mW/g**

Maximum value of SAR (measured) = 0.379 mW/g



0 dB = 0.379mW/g

**#160 802.11a\_Bottom\_1.5cm\_Ch104\_Battery 1\_Scanner 1\_Keypad 2**

**DUT: 000411**

Communication System: 802.11a; Frequency: 5520 MHz; Duty Cycle: 1:1

Medium: MSL\_5G\_101112 Medium parameters used:  $f = 5520$  MHz;  $\sigma = 5.55$  mho/m;  $\epsilon_r = 47$ ;  $\rho = 1000$  kg/m<sup>3</sup>

Ambient Temperature : 22.5 ; Liquid Temperature : 21.3

DASY5 Configuration:

- Probe: EX3DV4 - SN3578; ConvF(3.32, 3.32, 3.32); Calibrated: 2010/6/22
- Sensor-Surface: 2mm (Mechanical Surface Detection)
- Electronics: DAE3 Sn577; Calibrated: 2010/8/18
- Phantom: SAM - Front; Type: SAM; Serial: TP-1446
- Measurement SW: DASY5, V5.0 Build 125; SEMCAD X Version 13.4 Build 125

**Ch104/Area Scan (101x171x1):** Measurement grid: dx=10mm, dy=10mm

Maximum value of SAR (interpolated) = 0.370 mW/g

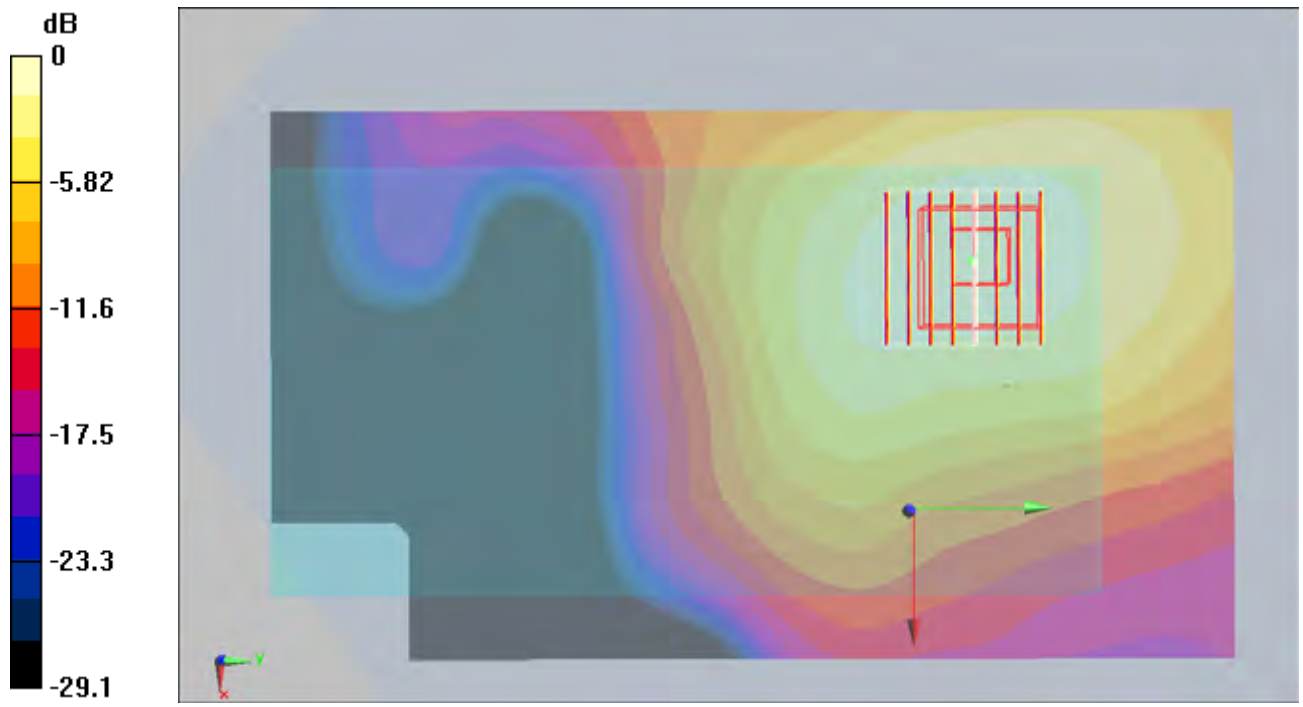
**Ch104/Zoom Scan (8x8x10)/Cube 0:** Measurement grid: dx=4mm, dy=4mm, dz=2.5mm

Reference Value = 4.75 V/m; Power Drift = -0.128 dB

Peak SAR (extrapolated) = 0.525 W/kg

**SAR(1 g) = 0.225 mW/g; SAR(10 g) = 0.103 mW/g**

Maximum value of SAR (measured) = 0.362 mW/g



0 dB = 0.362mW/g

**#161 802.11a\_Bottom\_1.5cm\_Ch104\_Battery 1\_Scanner 1\_Keypad 3**

**DUT: 000411**

Communication System: 802.11a; Frequency: 5520 MHz; Duty Cycle: 1:1

Medium: MSL\_5G\_101112 Medium parameters used:  $f = 5520$  MHz;  $\sigma = 5.55$  mho/m;  $\epsilon_r = 47$ ;  $\rho = 1000$  kg/m<sup>3</sup>

Ambient Temperature : 22.4 ; Liquid Temperature : 21.3

DASY5 Configuration:

- Probe: EX3DV4 - SN3578; ConvF(3.32, 3.32, 3.32); Calibrated: 2010/6/22
- Sensor-Surface: 2mm (Mechanical Surface Detection)
- Electronics: DAE3 Sn577; Calibrated: 2010/8/18
- Phantom: SAM - Front; Type: SAM; Serial: TP-1446
- Measurement SW: DASY5, V5.0 Build 125; SEMCAD X Version 13.4 Build 125

**Ch104/Area Scan (101x171x1):** Measurement grid: dx=10mm, dy=10mm

Maximum value of SAR (interpolated) = 0.378 mW/g

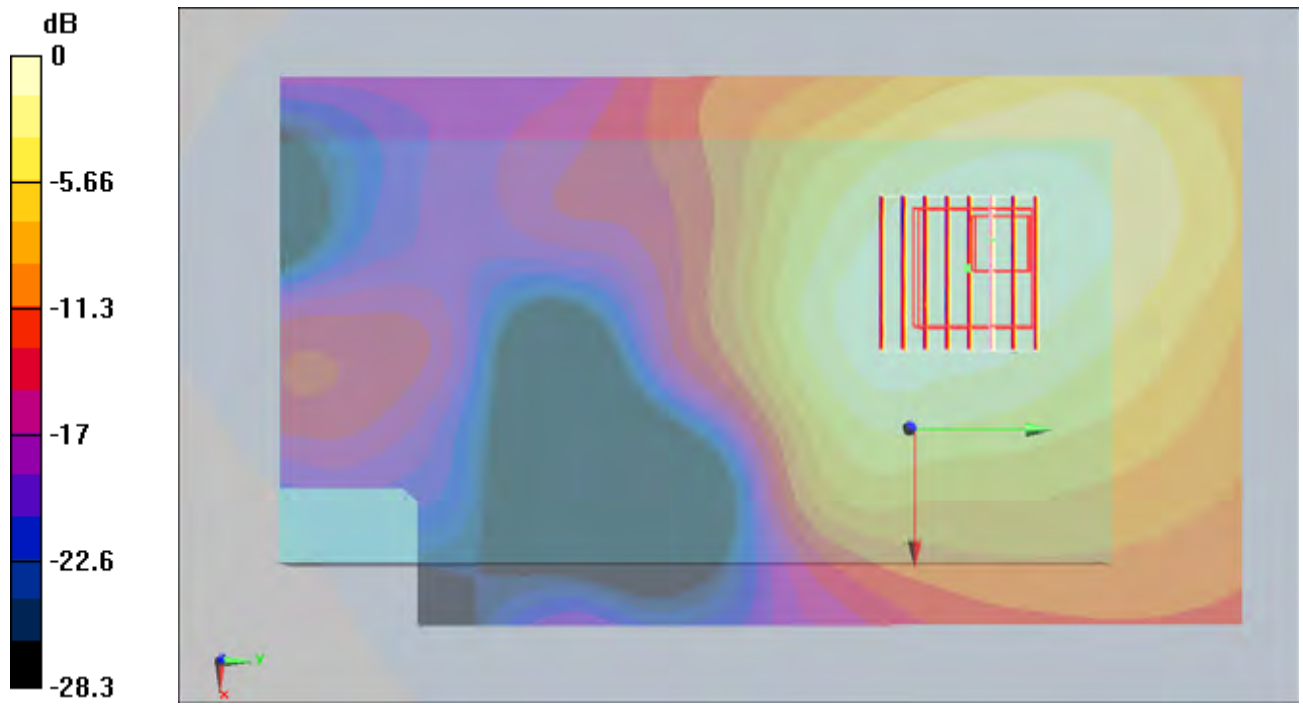
**Ch104/Zoom Scan (8x8x10)/Cube 0:** Measurement grid: dx=4mm, dy=4mm, dz=2.5mm

Reference Value = 6.06 V/m; Power Drift = -0.180 dB

Peak SAR (extrapolated) = 0.585 W/kg

**SAR(1 g) = 0.232 mW/g; SAR(10 g) = 0.107 mW/g**

Maximum value of SAR (measured) = 0.365 mW/g



0 dB = 0.365mW/g

**#162 802.11a\_Bottom\_1.5cm\_Ch104\_Battery 1\_Scanner 2\_Keypad 1**

**DUT: 000411**

Communication System: 802.11a; Frequency: 5520 MHz; Duty Cycle: 1:1

Medium: MSL\_5G\_101112 Medium parameters used:  $f = 5520$  MHz;  $\sigma = 5.55$  mho/m;  $\epsilon_r = 47$ ;  $\rho = 1000$  kg/m<sup>3</sup>

Ambient Temperature : 22.4 ; Liquid Temperature : 21.3

DASY5 Configuration:

- Probe: EX3DV4 - SN3578; ConvF(3.32, 3.32, 3.32); Calibrated: 2010/6/22
- Sensor-Surface: 2mm (Mechanical Surface Detection)
- Electronics: DAE3 Sn577; Calibrated: 2010/8/18
- Phantom: SAM - Front; Type: SAM; Serial: TP-1446
- Measurement SW: DASY5, V5.0 Build 125; SEMCAD X Version 13.4 Build 125

**Ch104/Area Scan (101x171x1):** Measurement grid: dx=10mm, dy=10mm

Maximum value of SAR (interpolated) = 0.367 mW/g

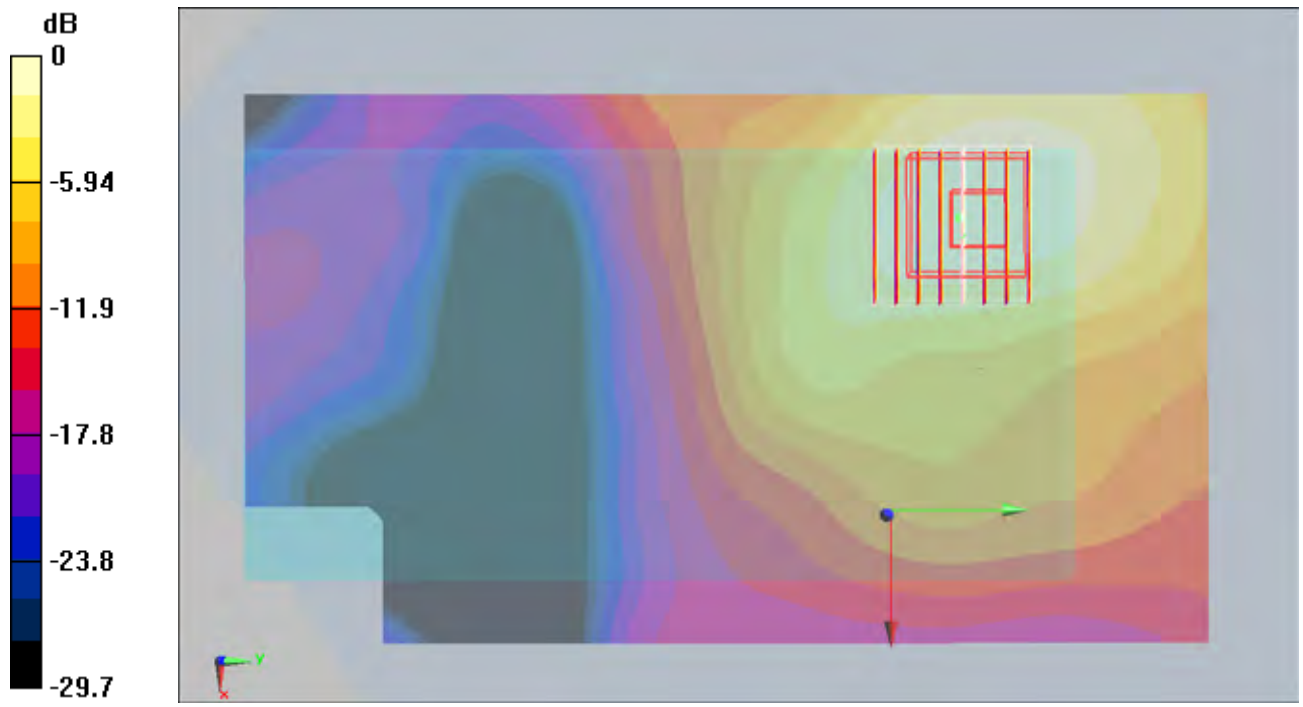
**Ch104/Zoom Scan (8x8x10)/Cube 0:** Measurement grid: dx=4mm, dy=4mm, dz=2.5mm

Reference Value = 3.2 V/m; Power Drift = -0.602 dB

Peak SAR (extrapolated) = 0.536 W/kg

**SAR(1 g) = 0.229 mW/g; SAR(10 g) = 0.106 mW/g**

Maximum value of SAR (measured) = 0.362 mW/g



0 dB = 0.362mW/g



**#163 802.11a\_Bottom\_1.5cm\_Ch104\_Battery 1\_Scanner 2\_Keypad 2**

**DUT: 000411**

Communication System: 802.11a; Frequency: 5520 MHz; Duty Cycle: 1:1

Medium: MSL\_5G\_101112 Medium parameters used:  $f = 5520$  MHz;  $\sigma = 5.55$  mho/m;  $\epsilon_r = 47$ ;  $\rho = 1000$  kg/m<sup>3</sup>

Ambient Temperature : 22.4 ; Liquid Temperature : 21.3

DASY5 Configuration:

- Probe: EX3DV4 - SN3578; ConvF(3.32, 3.32, 3.32); Calibrated: 2010/6/22
- Sensor-Surface: 2mm (Mechanical Surface Detection)
- Electronics: DAE3 Sn577; Calibrated: 2010/8/18
- Phantom: SAM - Front; Type: SAM; Serial: TP-1446
- Measurement SW: DASY5, V5.0 Build 125; SEMCAD X Version 13.4 Build 125

**Ch104/Area Scan (101x171x1):** Measurement grid: dx=10mm, dy=10mm

Maximum value of SAR (interpolated) = 0.376 mW/g

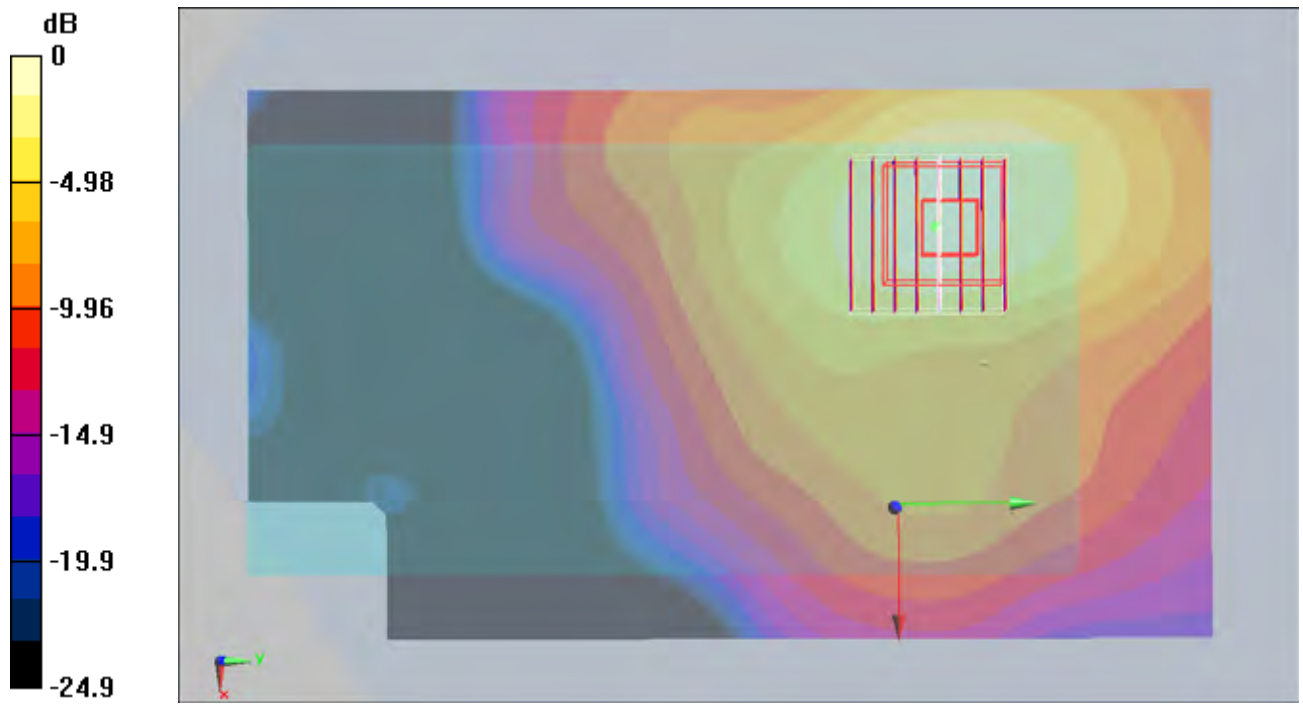
**Ch104/Zoom Scan (8x8x10)/Cube 0:** Measurement grid: dx=4mm, dy=4mm, dz=2.5mm

Reference Value = 3.03 V/m; Power Drift = -0.116 dB

Peak SAR (extrapolated) = 0.550 W/kg

**SAR(1 g) = 0.222 mW/g; SAR(10 g) = 0.096 mW/g**

Maximum value of SAR (measured) = 0.366 mW/g



0 dB = 0.366mW/g

**#164 802.11a\_Bottom\_1.5cm\_Ch104\_Battery 1\_Scanner 2\_Keypad 3**

**DUT: 000411**

Communication System: 802.11a; Frequency: 5520 MHz; Duty Cycle: 1:1

Medium: MSL\_5G\_101112 Medium parameters used:  $f = 5520$  MHz;  $\sigma = 5.55$  mho/m;  $\epsilon_r = 47$ ;  $\rho = 1000$  kg/m<sup>3</sup>

Ambient Temperature : 22.4 ; Liquid Temperature : 21.3

DASY5 Configuration:

- Probe: EX3DV4 - SN3578; ConvF(3.32, 3.32, 3.32); Calibrated: 2010/6/22
- Sensor-Surface: 2mm (Mechanical Surface Detection)
- Electronics: DAE3 Sn577; Calibrated: 2010/8/18
- Phantom: SAM - Front; Type: SAM; Serial: TP-1446
- Measurement SW: DASY5, V5.0 Build 125; SEMCAD X Version 13.4 Build 125

**Ch104/Area Scan (101x171x1):** Measurement grid: dx=10mm, dy=10mm

Maximum value of SAR (interpolated) = 0.287 mW/g

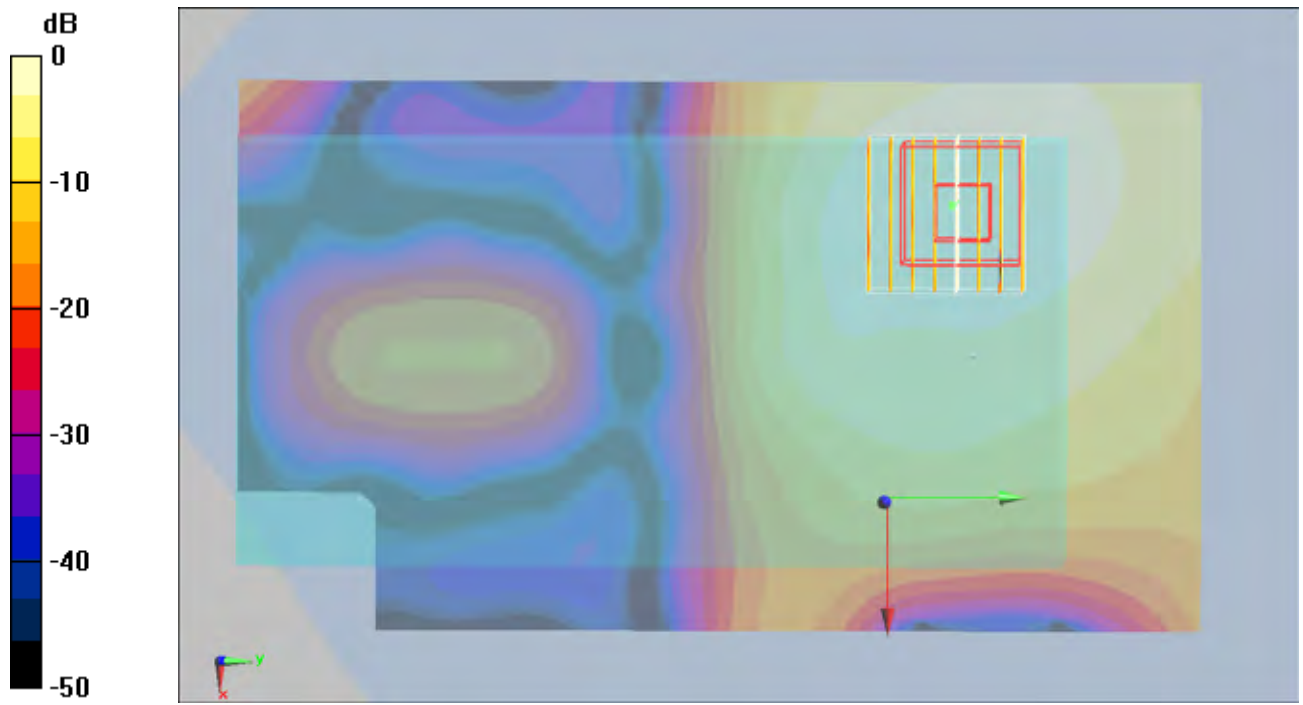
**Ch104/Zoom Scan (8x8x10)/Cube 0:** Measurement grid: dx=4mm, dy=4mm, dz=2.5mm

Reference Value = 3.61 V/m; Power Drift = -0.168 dB

Peak SAR (extrapolated) = 0.417 W/kg

**SAR(1 g) = 0.172 mW/g; SAR(10 g) = 0.077 mW/g**

Maximum value of SAR (measured) = 0.282 mW/g



0 dB = 0.282mW/g

**#165 802.11a\_Bottom\_1.5cm\_Ch104\_Battery 2\_Scanner 1\_Keypad 1**

**DUT: 000411**

Communication System: 802.11a; Frequency: 5520 MHz; Duty Cycle: 1:1

Medium: MSL\_5G\_101112 Medium parameters used:  $f = 5520$  MHz;  $\sigma = 5.55$  mho/m;  $\epsilon_r = 47$ ;  $\rho = 1000$  kg/m<sup>3</sup>

Ambient Temperature : 22.4 ; Liquid Temperature : 21.3

DASY5 Configuration:

- Probe: EX3DV4 - SN3578; ConvF(3.32, 3.32, 3.32); Calibrated: 2010/6/22
- Sensor-Surface: 2mm (Mechanical Surface Detection)
- Electronics: DAE3 Sn577; Calibrated: 2010/8/18
- Phantom: SAM - Front; Type: SAM; Serial: TP-1446
- Measurement SW: DASY5, V5.0 Build 125; SEMCAD X Version 13.4 Build 125

**Ch104/Area Scan (101x171x1):** Measurement grid: dx=10mm, dy=10mm

Maximum value of SAR (interpolated) = 0.203 mW/g

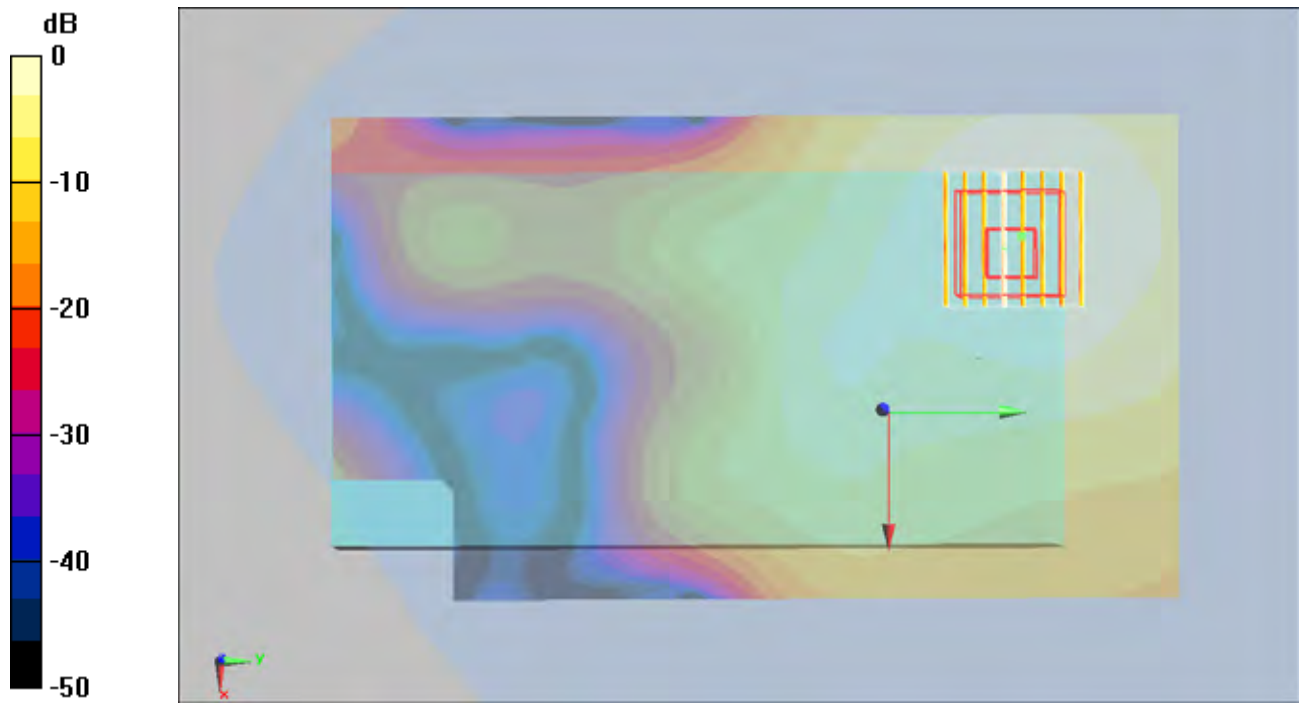
**Ch104/Zoom Scan (8x8x10)/Cube 0:** Measurement grid: dx=4mm, dy=4mm, dz=2.5mm

Reference Value = 3.39 V/m; Power Drift = 0.096 dB

Peak SAR (extrapolated) = 0.318 W/kg

**SAR(1 g) = 0.140 mW/g; SAR(10 g) = 0.061 mW/g**

Maximum value of SAR (measured) = 0.224 mW/g



0 dB = 0.224mW/g

**#166 802.11a\_Bottom\_1.5cm\_Ch104\_Battery 2\_Scanner 1\_Keypad 2**

**DUT: 000411**

Communication System: 802.11a; Frequency: 5520 MHz; Duty Cycle: 1:1

Medium: MSL\_5G\_101112 Medium parameters used:  $f = 5520$  MHz;  $\sigma = 5.55$  mho/m;  $\epsilon_r = 47$ ;  $\rho = 1000$  kg/m<sup>3</sup>

Ambient Temperature : 22.4 ; Liquid Temperature : 21.3

DASY5 Configuration:

- Probe: EX3DV4 - SN3578; ConvF(3.32, 3.32, 3.32); Calibrated: 2010/6/22
- Sensor-Surface: 2mm (Mechanical Surface Detection)
- Electronics: DAE3 Sn577; Calibrated: 2010/8/18
- Phantom: SAM - Front; Type: SAM; Serial: TP-1446
- Measurement SW: DASY5, V5.0 Build 125; SEMCAD X Version 13.4 Build 125

**Ch104/Area Scan (101x171x1):** Measurement grid: dx=10mm, dy=10mm

Maximum value of SAR (interpolated) = 0.186 mW/g

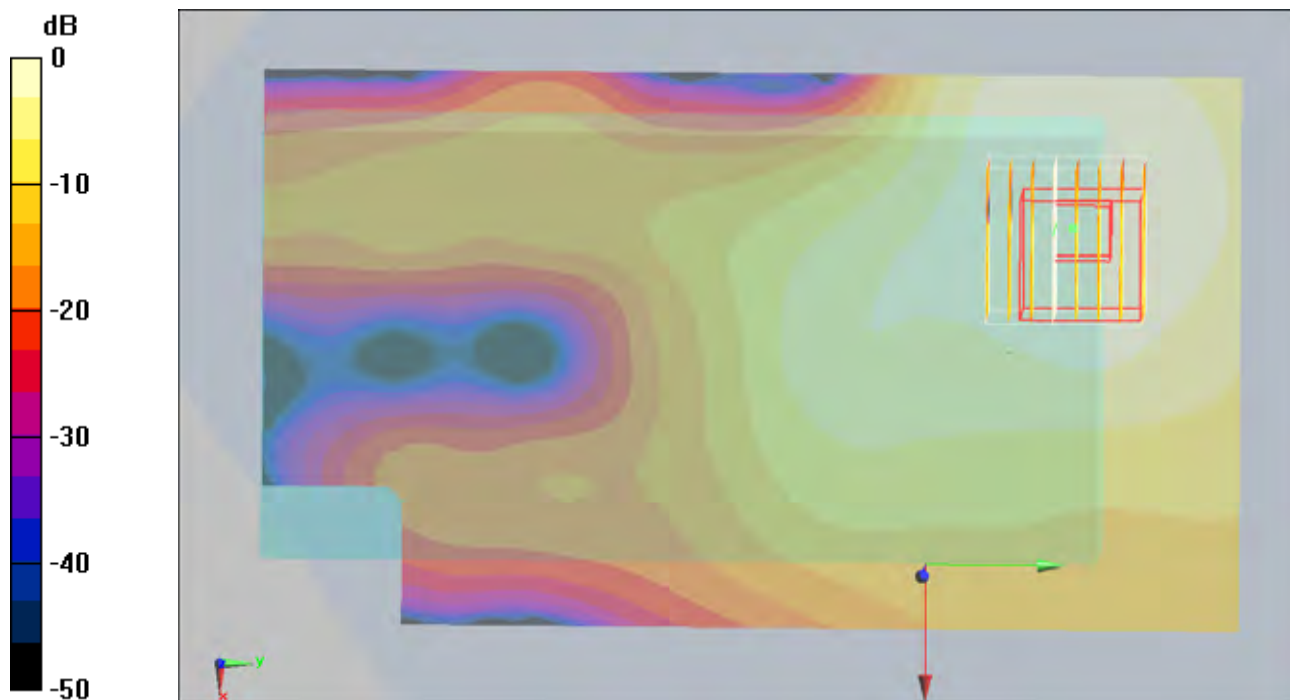
**Ch104/Zoom Scan (8x8x10)/Cube 0:** Measurement grid: dx=4mm, dy=4mm, dz=2.5mm

Reference Value = 3.23 V/m; Power Drift = -0.101 dB

Peak SAR (extrapolated) = 0.739 W/kg

**SAR(1 g) = 0.143 mW/g; SAR(10 g) = 0.052 mW/g**

Maximum value of SAR (measured) = 0.195 mW/g



0 dB = 0.195mW/g



**#167 802.11a\_Bottom\_1.5cm\_Ch104\_Battery 2\_Scanner 1\_Keypad 3**

**DUT: 000411**

Communication System: 802.11a; Frequency: 5520 MHz; Duty Cycle: 1:1

Medium: MSL\_5G\_101112 Medium parameters used:  $f = 5520$  MHz;  $\sigma = 5.55$  mho/m;  $\epsilon_r = 47$ ;  $\rho = 1000$  kg/m<sup>3</sup>

Ambient Temperature : 22.4 ; Liquid Temperature : 21.3

DASY5 Configuration:

- Probe: EX3DV4 - SN3578; ConvF(3.32, 3.32, 3.32); Calibrated: 2010/6/22
- Sensor-Surface: 2mm (Mechanical Surface Detection)
- Electronics: DAE3 Sn577; Calibrated: 2010/8/18
- Phantom: SAM - Front; Type: SAM; Serial: TP-1446
- Measurement SW: DASY5, V5.0 Build 125; SEMCAD X Version 13.4 Build 125

**Ch104/Area Scan (101x171x1):** Measurement grid: dx=10mm, dy=10mm

Maximum value of SAR (interpolated) = 0.199 mW/g

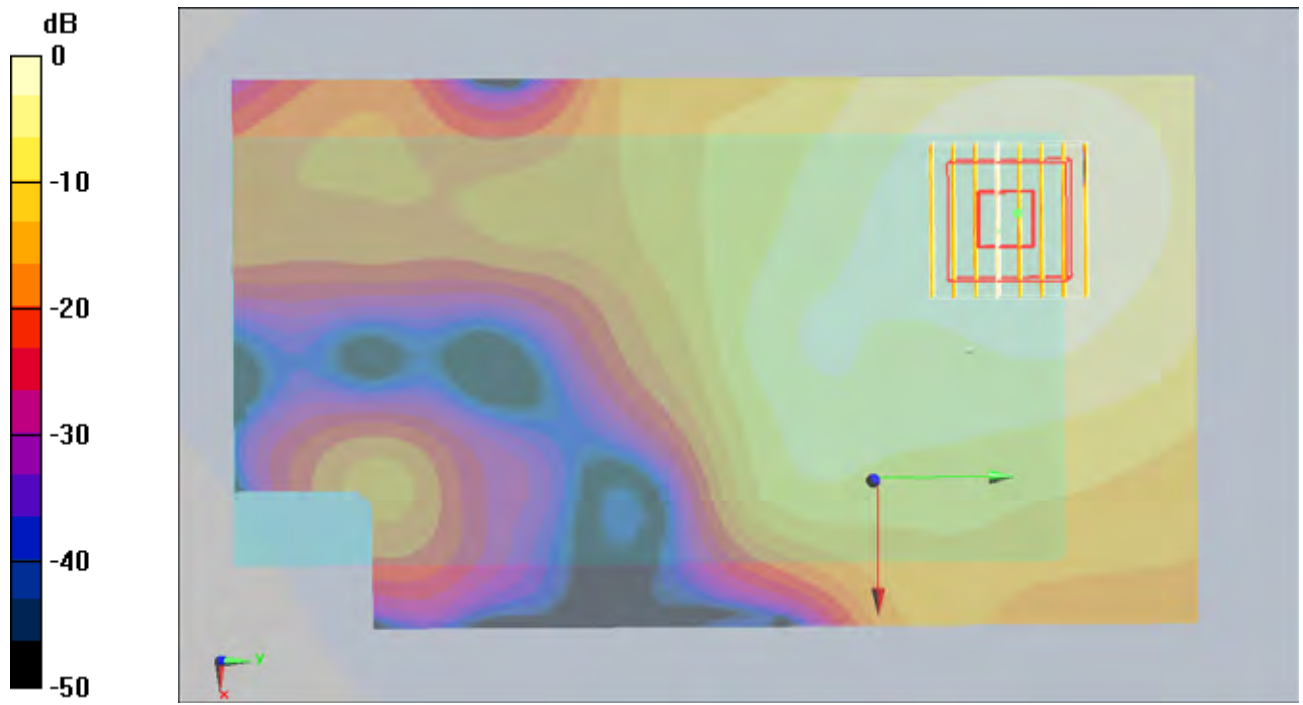
**Ch104/Zoom Scan (8x8x10)/Cube 0:** Measurement grid: dx=4mm, dy=4mm, dz=2.5mm

Reference Value = 3.31 V/m; Power Drift = -0.190 dB

Peak SAR (extrapolated) = 0.332 W/kg

**SAR(1 g) = 0.138 mW/g; SAR(10 g) = 0.063 mW/g**

Maximum value of SAR (measured) = 0.221 mW/g



0 dB = 0.221mW/g

**#168 802.11a\_Bottom\_1.5cm\_Ch104\_Battery 2\_Scanner 2\_Keypad 1**

**DUT: 000411**

Communication System: 802.11a; Frequency: 5520 MHz; Duty Cycle: 1:1

Medium: MSL\_5G\_101112 Medium parameters used:  $f = 5520$  MHz;  $\sigma = 5.55$  mho/m;  $\epsilon_r = 47$ ;  $\rho = 1000$  kg/m<sup>3</sup>

Ambient Temperature : 22.4 ; Liquid Temperature : 21.3

DASY5 Configuration:

- Probe: EX3DV4 - SN3578; ConvF(3.32, 3.32, 3.32); Calibrated: 2010/6/22
- Sensor-Surface: 2mm (Mechanical Surface Detection)
- Electronics: DAE3 Sn577; Calibrated: 2010/8/18
- Phantom: SAM - Front; Type: SAM; Serial: TP-1446
- Measurement SW: DASY5, V5.0 Build 125; SEMCAD X Version 13.4 Build 125

**Ch104/Area Scan (101x171x1):** Measurement grid: dx=10mm, dy=10mm

Maximum value of SAR (interpolated) = 0.200 mW/g

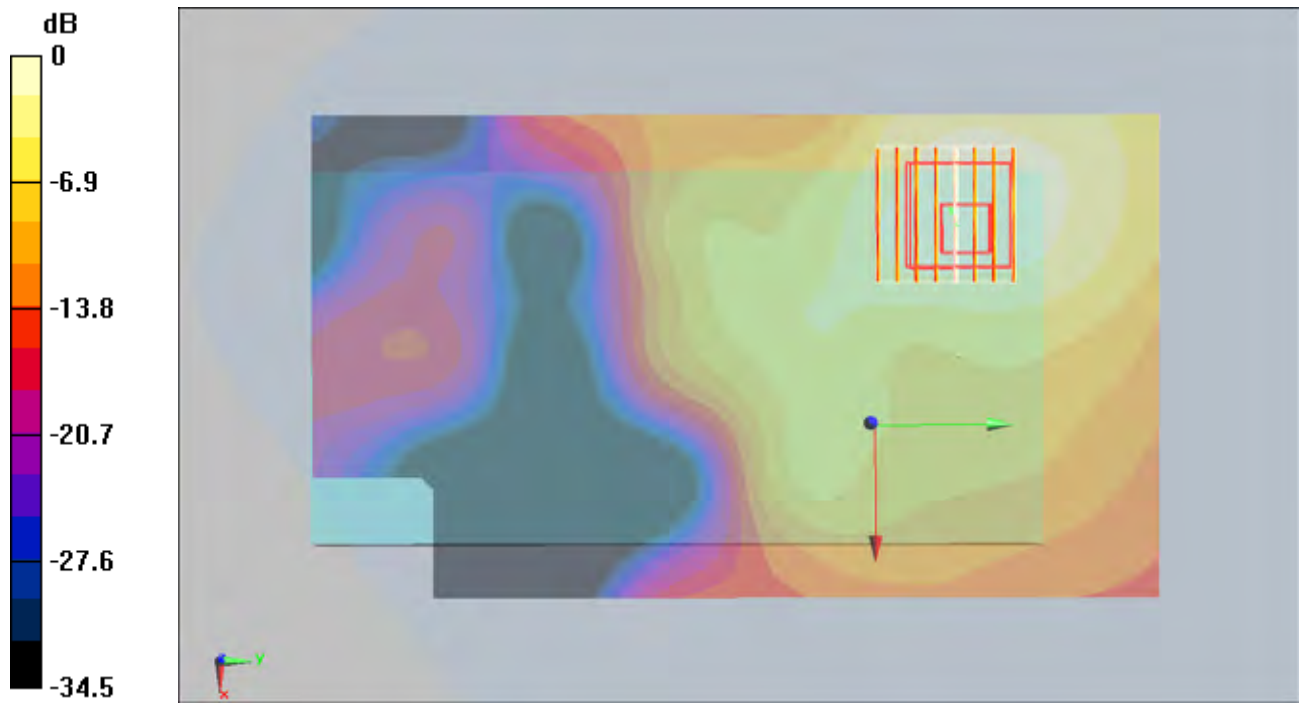
**Ch104/Zoom Scan (8x8x10)/Cube 0:** Measurement grid: dx=4mm, dy=4mm, dz=2.5mm

Reference Value = 2.46 V/m; Power Drift = -0.158 dB

Peak SAR (extrapolated) = 0.330 W/kg

**SAR(1 g) = 0.142 mW/g; SAR(10 g) = 0.066 mW/g**

Maximum value of SAR (measured) = 0.228 mW/g



0 dB = 0.228mW/g

**#169 802.11a\_Bottom\_1.5cm\_Ch104\_Battery 2\_Scanner 2\_Keypad 2**

**DUT: 000411**

Communication System: 802.11a; Frequency: 5520 MHz; Duty Cycle: 1:1

Medium: MSL\_5G\_101112 Medium parameters used:  $f = 5520$  MHz;  $\sigma = 5.55$  mho/m;  $\epsilon_r = 47$ ;  $\rho = 1000$  kg/m<sup>3</sup>

Ambient Temperature : 22.4 ; Liquid Temperature : 21.3

DASY5 Configuration:

- Probe: EX3DV4 - SN3578; ConvF(3.32, 3.32, 3.32); Calibrated: 2010/6/22
- Sensor-Surface: 2mm (Mechanical Surface Detection)
- Electronics: DAE3 Sn577; Calibrated: 2010/8/18
- Phantom: SAM - Front; Type: SAM; Serial: TP-1446
- Measurement SW: DASY5, V5.0 Build 125; SEMCAD X Version 13.4 Build 125

**Ch104/Area Scan (101x171x1):** Measurement grid: dx=10mm, dy=10mm

Maximum value of SAR (interpolated) = 0.215 mW/g

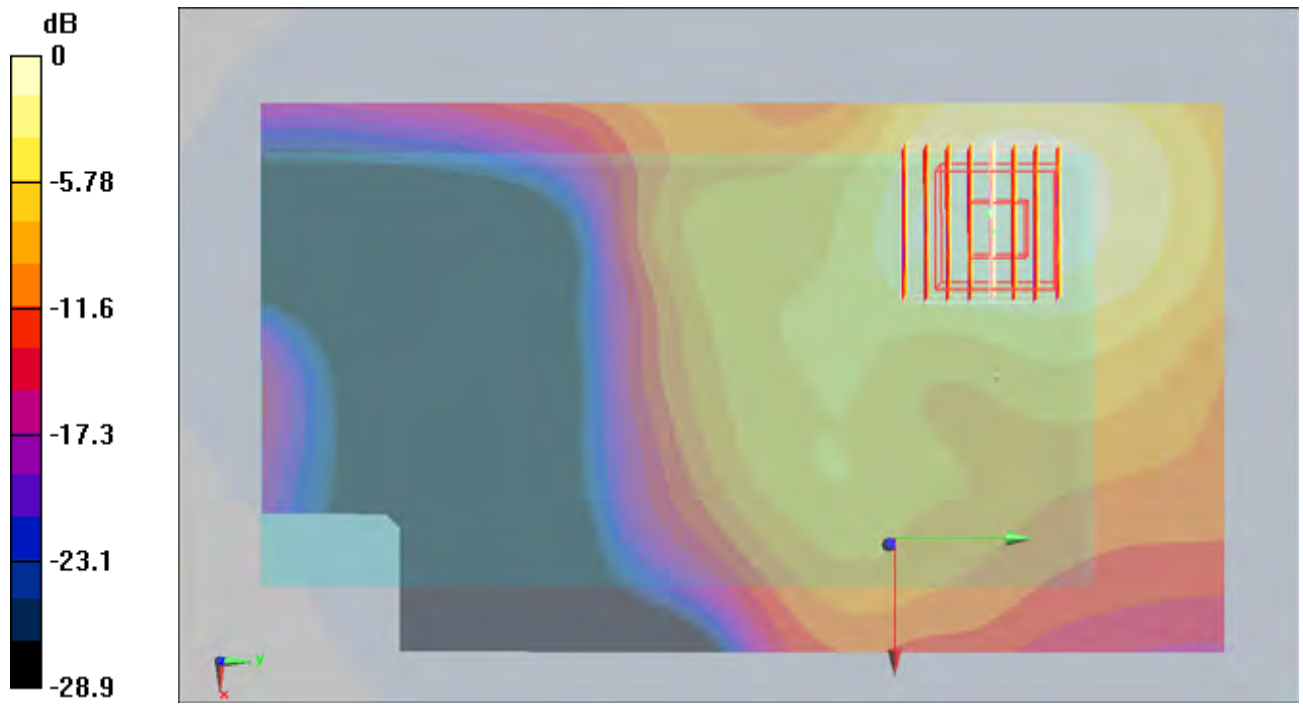
**Ch104/Zoom Scan (8x8x10)/Cube 0:** Measurement grid: dx=4mm, dy=4mm, dz=2.5mm

Reference Value = 2.36 V/m; Power Drift = -0.115 dB

Peak SAR (extrapolated) = 0.338 W/kg

**SAR(1 g) = 0.148 mW/g; SAR(10 g) = 0.062 mW/g**

Maximum value of SAR (measured) = 0.232 mW/g



0 dB = 0.232mW/g

**#170 802.11a\_Bottom\_1.5cm\_Ch104\_Battery 2\_Scanner 2\_Keypad 3**

**DUT: 000411**

Communication System: 802.11a; Frequency: 5520 MHz; Duty Cycle: 1:1

Medium: MSL\_5G\_101112 Medium parameters used:  $f = 5520$  MHz;  $\sigma = 5.55$  mho/m;  $\epsilon_r = 47$ ;  $\rho = 1000$  kg/m<sup>3</sup>

Ambient Temperature : 22.4 ; Liquid Temperature : 21.3

DASY5 Configuration:

- Probe: EX3DV4 - SN3578; ConvF(3.32, 3.32, 3.32); Calibrated: 2010/6/22
- Sensor-Surface: 2mm (Mechanical Surface Detection)
- Electronics: DAE3 Sn577; Calibrated: 2010/8/18
- Phantom: SAM - Front; Type: SAM; Serial: TP-1446
- Measurement SW: DASY5, V5.0 Build 125; SEMCAD X Version 13.4 Build 125

**Ch104/Area Scan (101x171x1):** Measurement grid: dx=10mm, dy=10mm

Maximum value of SAR (interpolated) = 0.161 mW/g

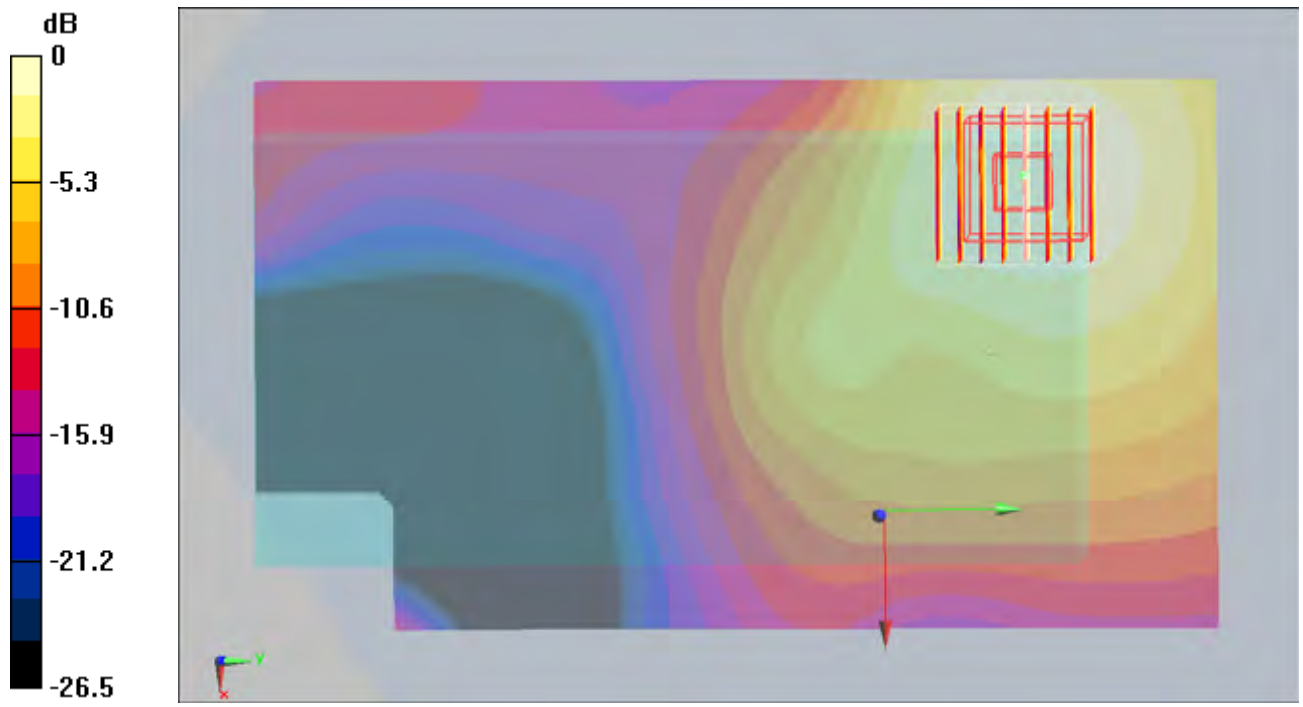
**Ch104/Zoom Scan (8x8x10)/Cube 0:** Measurement grid: dx=4mm, dy=4mm, dz=2.5mm

Reference Value = 2.29 V/m; Power Drift = -0.181 dB

Peak SAR (extrapolated) = 0.272 W/kg

**SAR(1 g) = 0.111 mW/g; SAR(10 g) = 0.049 mW/g**

Maximum value of SAR (measured) = 0.173 mW/g



0 dB = 0.173mW/g



**#171 802.11a\_Face\_1.5cm\_Ch104\_Battery 1\_Scanner 1\_Keypad 1**

**DUT: 000411**

Communication System: 802.11a; Frequency: 5520 MHz; Duty Cycle: 1:1

Medium: MSL\_5G\_101112 Medium parameters used:  $f = 5520$  MHz;  $\sigma = 5.55$  mho/m;  $\epsilon_r = 47$ ;  $\rho = 1000$  kg/m<sup>3</sup>

Ambient Temperature : 22.4 ; Liquid Temperature : 21.3

DASY5 Configuration:

- Probe: EX3DV4 - SN3578; ConvF(3.32, 3.32, 3.32); Calibrated: 2010/6/22
- Sensor-Surface: 2mm (Mechanical Surface Detection)
- Electronics: DAE3 Sn577; Calibrated: 2010/8/18
- Phantom: SAM - Front; Type: SAM; Serial: TP-1446
- Measurement SW: DASY5, V5.0 Build 125; SEMCAD X Version 13.4 Build 125

**Ch104/Area Scan (101x171x1):** Measurement grid: dx=10mm, dy=10mm

Maximum value of SAR (interpolated) = 0.079 mW/g

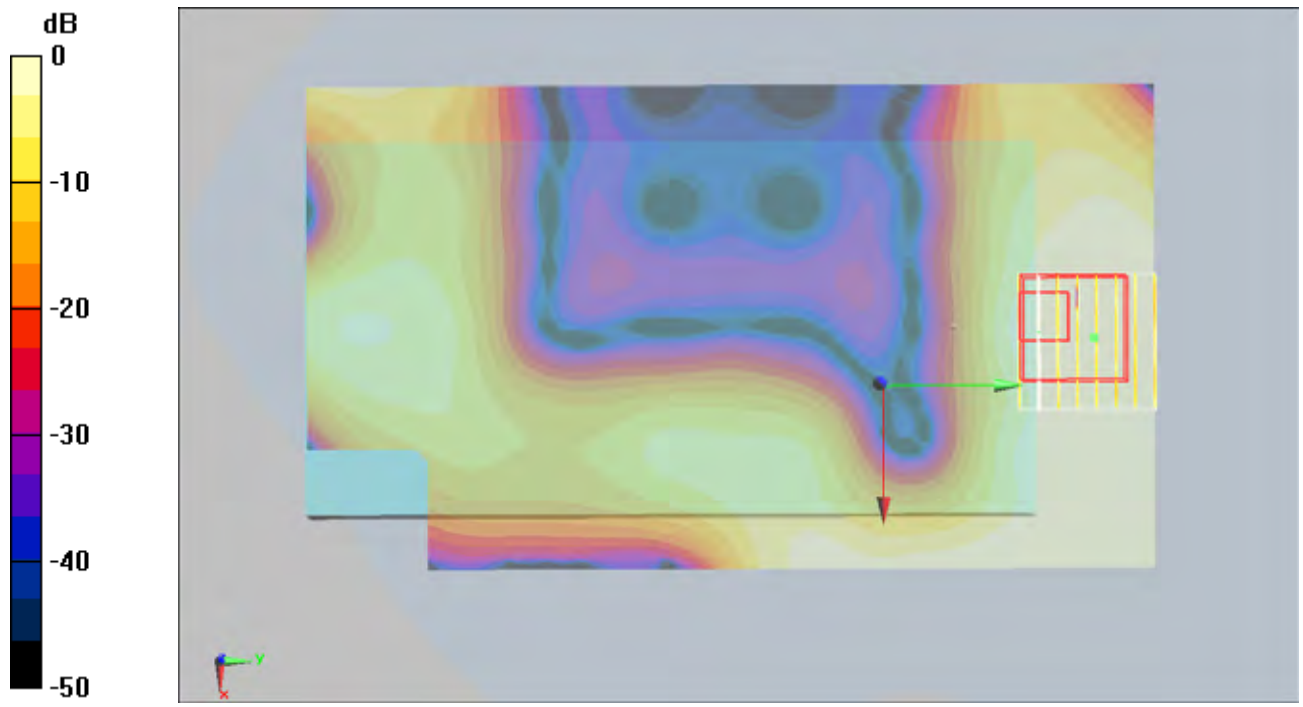
**Ch104/Zoom Scan (8x8x10)/Cube 0:** Measurement grid: dx=4mm, dy=4mm, dz=2.5mm

Reference Value = 1.02 V/m; Power Drift = -0.102 dB

Peak SAR (extrapolated) = 0.052 W/kg

**SAR(1 g) = 0.020 mW/g; SAR(10 g) = 0.00931 mW/g**

Maximum value of SAR (measured) = 0.034 mW/g



0 dB = 0.034mW/g

**#172 802.11a\_Face\_0cm\_Ch104\_Battery 1\_Scanner 1\_Keypad 1\_Holster1**

**DUT: 000411**

Communication System: 802.11a; Frequency: 5520 MHz; Duty Cycle: 1:1

Medium: MSL\_5G\_101112 Medium parameters used:  $f = 5520$  MHz;  $\sigma = 5.55$  mho/m;  $\epsilon_r = 47$ ;  $\rho = 1000$  kg/m<sup>3</sup>

Ambient Temperature : 22.5 ; Liquid Temperature : 21.3

DASY5 Configuration:

- Probe: EX3DV4 - SN3578; ConvF(3.32, 3.32, 3.32); Calibrated: 2010/6/22
- Sensor-Surface: 2mm (Mechanical Surface Detection)
- Electronics: DAE3 Sn577; Calibrated: 2010/8/18
- Phantom: SAM - Front; Type: SAM; Serial: TP-1446
- Measurement SW: DASY5, V5.0 Build 125; SEMCAD X Version 13.4 Build 125

**Ch104/Area Scan (151x201x1):** Measurement grid: dx=10mm, dy=10mm

Maximum value of SAR (interpolated) = 0.032 mW/g

**Ch104/Zoom Scan (8x8x10)/Cube 0:** Measurement grid: dx=4mm, dy=4mm, dz=2.5mm

Reference Value = 0 V/m; Power Drift = 0 dB

Peak SAR (extrapolated) = 0.150 W/kg

**SAR(1 g) = 0.013 mW/g; SAR(10 g) = 0.00481 mW/g**

Maximum value of SAR (measured) = 0.028 mW/g

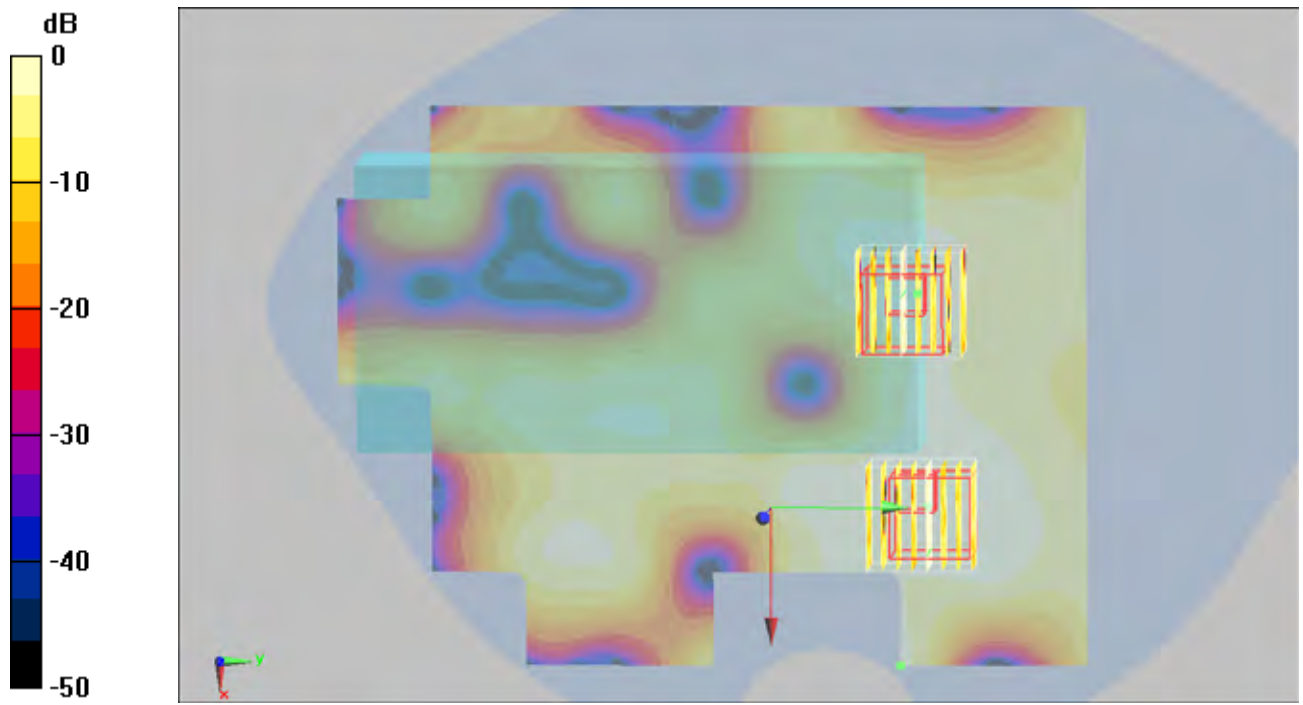
**Ch104/Zoom Scan (8x8x10)/Cube 1:** Measurement grid: dx=4mm, dy=4mm, dz=2.5mm

Reference Value = 0 V/m; Power Drift = 0 dB

Peak SAR (extrapolated) = 0.129 W/kg

**SAR(1 g) = 0.00623 mW/g; SAR(10 g) = 0.000764 mW/g**

Maximum value of SAR (measured) = 0.032 mW/g



0 dB = 0.032mW/g

**#173 802.11a\_Face\_0cm\_Ch104\_Battery 1\_Scanner 1\_Keypad 1\_Holster2**

**DUT: 000411**

Communication System: 802.11a; Frequency: 5520 MHz; Duty Cycle: 1:1

Medium: MSL\_5G\_101112 Medium parameters used:  $f = 5520$  MHz;  $\sigma = 5.55$  mho/m;  $\epsilon_r = 47$ ;  $\rho = 1000$  kg/m<sup>3</sup>

Ambient Temperature : 22.5 ; Liquid Temperature : 21.3

DASY5 Configuration:

- Probe: EX3DV4 - SN3578; ConvF(3.32, 3.32, 3.32); Calibrated: 2010/6/22
- Sensor-Surface: 2mm (Mechanical Surface Detection)
- Electronics: DAE3 Sn577; Calibrated: 2010/8/18
- Phantom: SAM - Front; Type: SAM; Serial: TP-1446
- Measurement SW: DASY5, V5.0 Build 125; SEMCAD X Version 13.4 Build 125

**Ch104/Area Scan (151x201x1):** Measurement grid: dx=10mm, dy=10mm

Maximum value of SAR (interpolated) = 0.061 mW/g

**Ch104/Zoom Scan (8x8x10)/Cube 1:** Measurement grid: dx=4mm, dy=4mm, dz=2.5mm

Reference Value = 1.15 V/m; Power Drift = -0.199 dB

Peak SAR (extrapolated) = 0.039 W/kg

**SAR(1 g) = 0.019 mW/g; SAR(10 g) = 0.00915 mW/g**

Maximum value of SAR (measured) = 0.030 mW/g

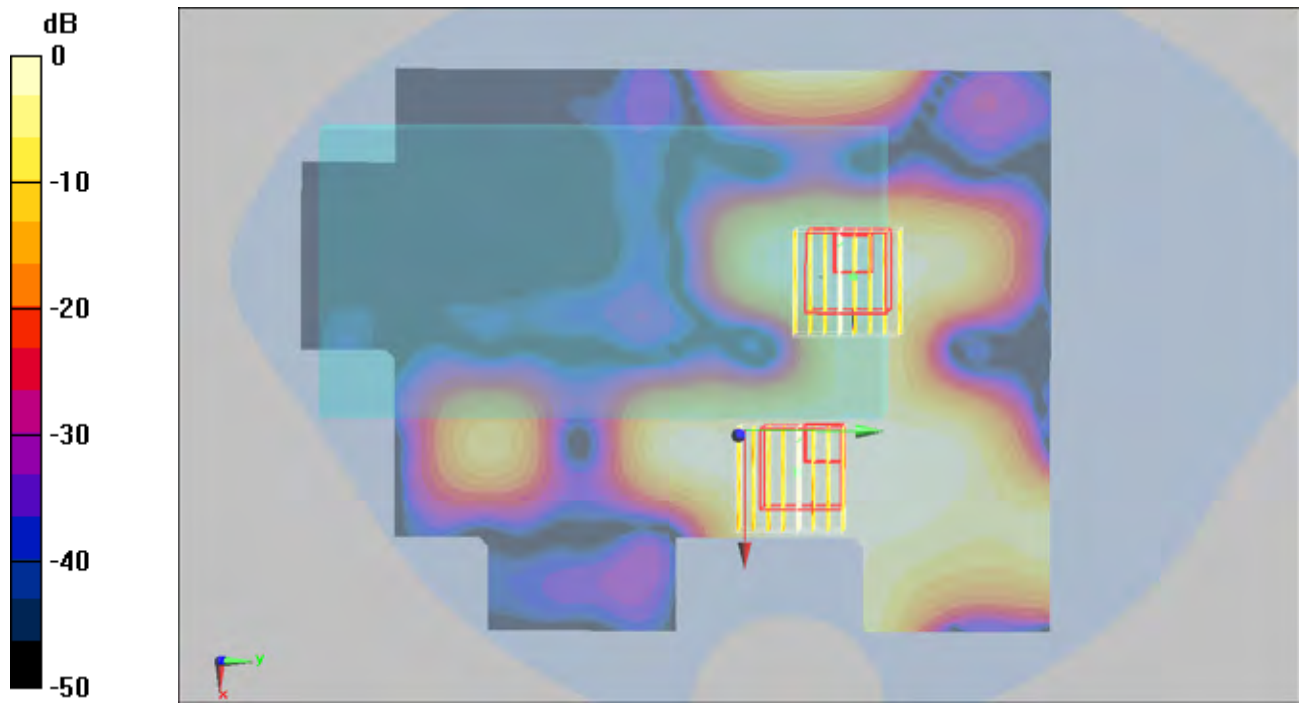
**Ch104/Zoom Scan (8x8x10)/Cube 0:** Measurement grid: dx=4mm, dy=4mm, dz=2.5mm

Reference Value = 1.15 V/m; Power Drift = -0.199 dB

Peak SAR (extrapolated) = 0.089 W/kg

**SAR(1 g) = 0.019 mW/g; SAR(10 g) = 0.007 mW/g**

Maximum value of SAR (measured) = 0.039 mW/g



0 dB = 0.039mW/g

**#174 802.11a\_Bottom\_0cm\_Ch104\_Battery 1\_Scanner 1\_Keypad 1\_Holster2**

**DUT: 000411**

Communication System: 802.11a; Frequency: 5520 MHz; Duty Cycle: 1:1

Medium: MSL\_5G\_101112 Medium parameters used:  $f = 5520$  MHz;  $\sigma = 5.55$  mho/m;  $\epsilon_r = 47$ ;  $\rho = 1000$  kg/m<sup>3</sup>

Ambient Temperature : 22.6 ; Liquid Temperature : 21.3

DASY5 Configuration:

- Probe: EX3DV4 - SN3578; ConvF(3.32, 3.32, 3.32); Calibrated: 2010/6/22
- Sensor-Surface: 2mm (Mechanical Surface Detection)
- Electronics: DAE3 Sn577; Calibrated: 2010/8/18
- Phantom: SAM - Front; Type: SAM; Serial: TP-1446
- Measurement SW: DASY5, V5.0 Build 125; SEMCAD X Version 13.4 Build 125

**Ch104/Area Scan (151x201x1):** Measurement grid: dx=10mm, dy=10mm

Maximum value of SAR (interpolated) = 0.269 mW/g

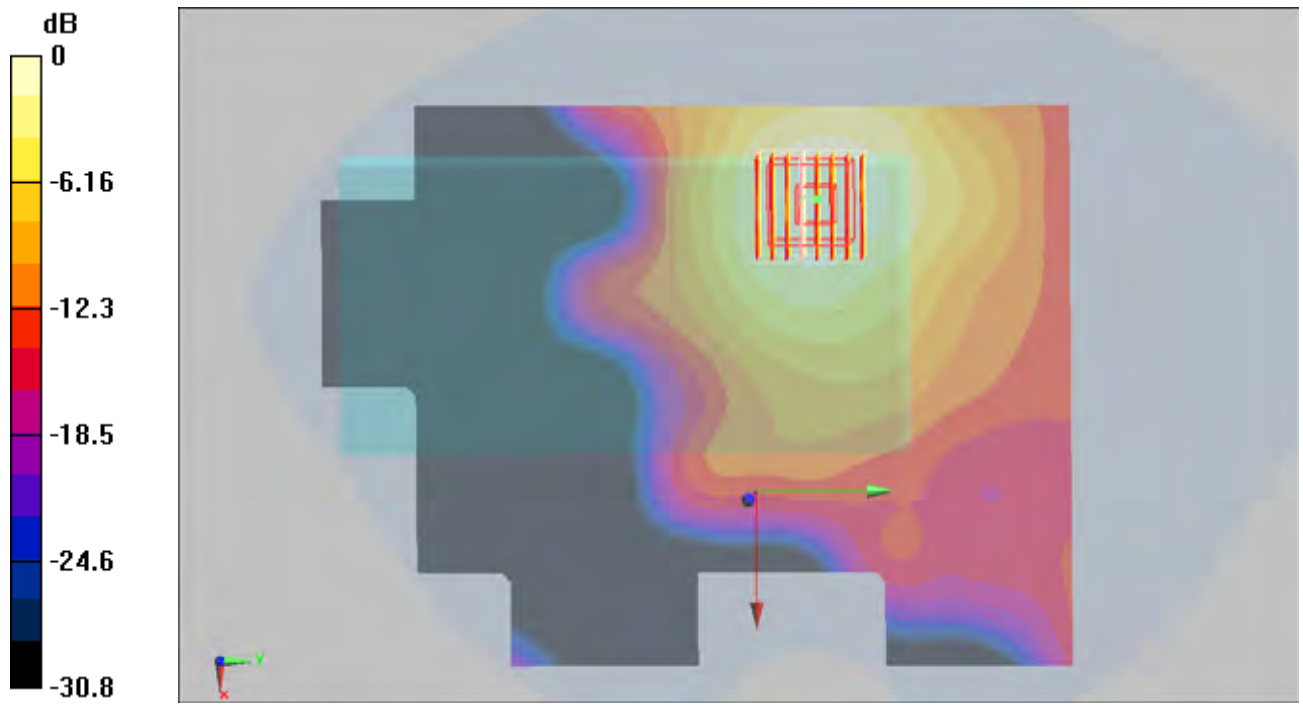
**Ch104/Zoom Scan (8x8x10)/Cube 0:** Measurement grid: dx=4mm, dy=4mm, dz=2.5mm

Reference Value = 2.28 V/m; Power Drift = -0.179 dB

Peak SAR (extrapolated) = 0.380 W/kg

**SAR(1 g) = 0.161 mW/g; SAR(10 g) = 0.075 mW/g**

Maximum value of SAR (measured) = 0.257 mW/g



0 dB = 0.257mW/g



**#175 802.11a\_Bottom\_1.5cm\_Ch116\_Battery 1\_Scanner 1\_Keypad 1**

**DUT: 000411**

Communication System: 802.11a; Frequency: 5580 MHz; Duty Cycle: 1:1

Medium: MSL\_5G\_101112 Medium parameters used:  $f = 5580$  MHz;  $\sigma = 5.63$  mho/m;  $\epsilon_r = 46.9$ ;  $\rho = 1000$

kg/m<sup>3</sup>

Ambient Temperature : 22.5 ; Liquid Temperature : 21.3

DASY5 Configuration:

- Probe: EX3DV4 - SN3578; ConvF(3.09, 3.09, 3.09); Calibrated: 2010/6/22
- Sensor-Surface: 2mm (Mechanical Surface Detection)
- Electronics: DAE3 Sn577; Calibrated: 2010/8/18
- Phantom: SAM - Front; Type: SAM; Serial: TP-1446
- Measurement SW: DASY5, V5.0 Build 125; SEMCAD X Version 13.4 Build 125

**Ch116/Area Scan (121x201x1):** Measurement grid: dx=10mm, dy=10mm

Maximum value of SAR (interpolated) = 0.331 mW/g

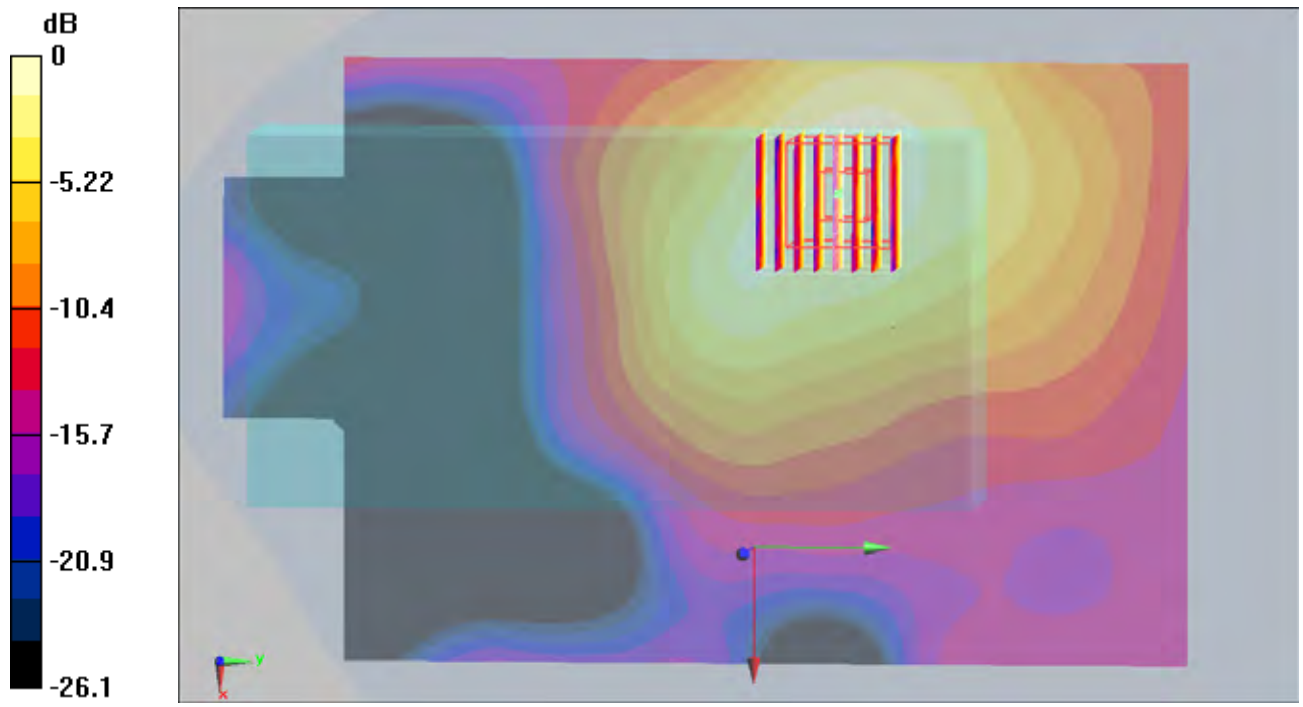
**Ch116/Zoom Scan (8x8x10)/Cube 0:** Measurement grid: dx=4mm, dy=4mm, dz=2.5mm

Reference Value = 2.36 V/m; Power Drift = -0.124 dB

Peak SAR (extrapolated) = 0.455 W/kg

**SAR(1 g) = 0.197 mW/g; SAR(10 g) = 0.091 mW/g**

Maximum value of SAR (measured) = 0.319 mW/g



0 dB = 0.319mW/g

**#176 802.11a\_Bottom\_1.5cm\_Ch124\_Battery 1\_Scanner 1\_Keypad 1**

**DUT: 000411**

Communication System: 802.11a; Frequency: 5620 MHz; Duty Cycle: 1:1

Medium: MSL\_5G\_101112 Medium parameters used:  $f = 5620$  MHz;  $\sigma = 5.69$  mho/m;  $\epsilon_r = 46.8$ ;  $\rho = 1000$

kg/m<sup>3</sup>

Ambient Temperature : 22.5 ; Liquid Temperature : 21.3

DASY5 Configuration:

- Probe: EX3DV4 - SN3578; ConvF(3.09, 3.09, 3.09); Calibrated: 2010/6/22
- Sensor-Surface: 2mm (Mechanical Surface Detection)
- Electronics: DAE3 Sn577; Calibrated: 2010/8/18
- Phantom: SAM - Front; Type: SAM; Serial: TP-1446
- Measurement SW: DASY5, V5.0 Build 125; SEMCAD X Version 13.4 Build 125

**Ch124/Area Scan (121x201x1):** Measurement grid: dx=10mm, dy=10mm

Maximum value of SAR (interpolated) = 0.332 mW/g

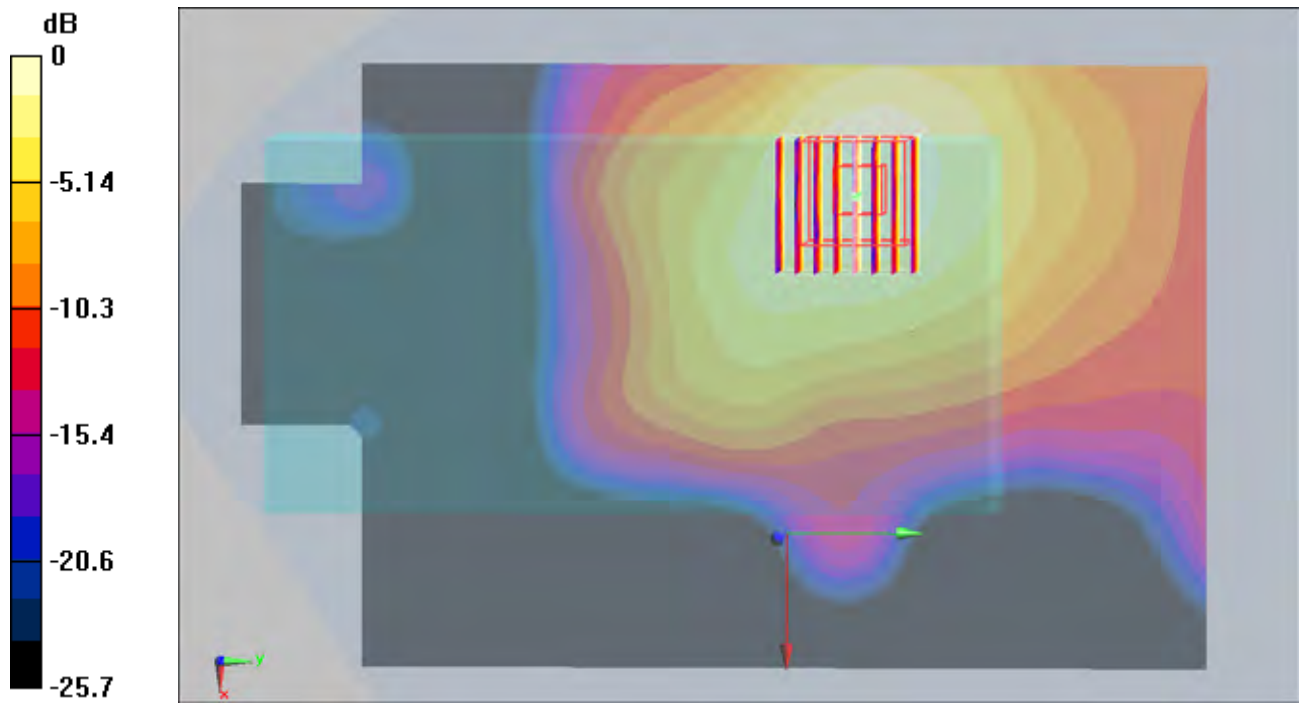
**Ch124/Zoom Scan (8x8x10)/Cube 0:** Measurement grid: dx=4mm, dy=4mm, dz=2.5mm

Reference Value = 1.93 V/m; Power Drift = -0.194 dB

Peak SAR (extrapolated) = 0.463 W/kg

**SAR(1 g) = 0.198 mW/g; SAR(10 g) = 0.087 mW/g**

Maximum value of SAR (measured) = 0.314 mW/g



0 dB = 0.314mW/g

**#177 802.11a\_Bottom\_1.5cm\_Ch132\_Battery 1\_Scanner 1\_Keypad 1**

**DUT: 000411**

Communication System: 802.11a; Frequency: 5660 MHz; Duty Cycle: 1:1

Medium: MSL\_5G\_101112 Medium parameters used:  $f = 5660$  MHz;  $\sigma = 5.76$  mho/m;  $\epsilon_r = 46.7$ ;  $\rho = 1000$

kg/m<sup>3</sup>

Ambient Temperature : 22.5 ; Liquid Temperature : 21.3

DASY5 Configuration:

- Probe: EX3DV4 - SN3578; ConvF(3.09, 3.09, 3.09); Calibrated: 2010/6/22
- Sensor-Surface: 2mm (Mechanical Surface Detection)
- Electronics: DAE3 Sn577; Calibrated: 2010/8/18
- Phantom: SAM - Front; Type: SAM; Serial: TP-1446
- Measurement SW: DASY5, V5.0 Build 125; SEMCAD X Version 13.4 Build 125

**Ch132/Area Scan (121x201x1):** Measurement grid: dx=10mm, dy=10mm

Maximum value of SAR (interpolated) = 0.372 mW/g

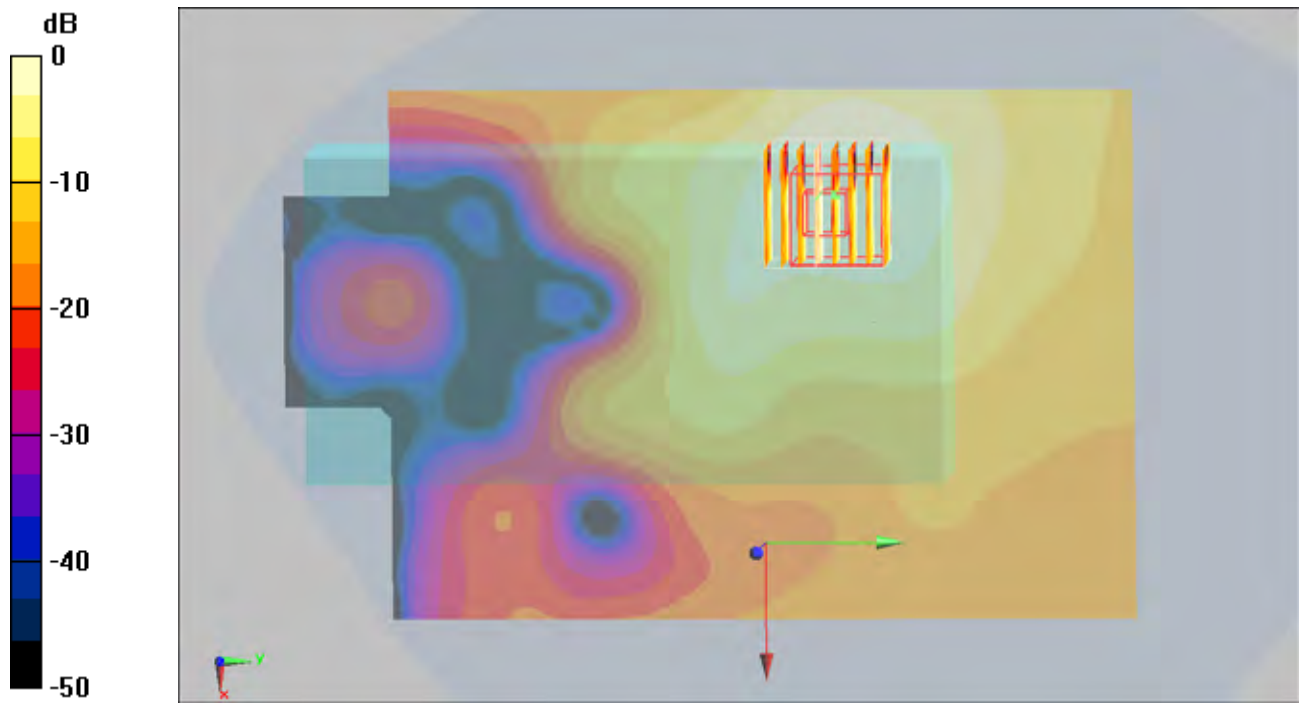
**Ch132/Zoom Scan (8x8x10)/Cube 0:** Measurement grid: dx=4mm, dy=4mm, dz=2.5mm

Reference Value = 2.04 V/m; Power Drift = -0.199 dB

Peak SAR (extrapolated) = 1.09 W/kg

**SAR(1 g) = 0.238 mW/g; SAR(10 g) = 0.076 mW/g**

Maximum value of SAR (measured) = 0.343 mW/g



0 dB = 0.343mW/g

#177 802.11a\_Bottom\_1.5cm\_Ch132\_Battery 1\_Scanner 1\_Keypad 1\_2D

DUT: 000411

Communication System: 802.11a; Frequency: 5660 MHz; Duty Cycle: 1:1

Medium: MSL\_5G\_101112 Medium parameters used:  $f = 5660$  MHz;  $\sigma = 5.76$  mho/m;  $\epsilon_r = 46.7$ ;  $\rho = 1000$

kg/m<sup>3</sup>

Ambient Temperature : 22.5 ; Liquid Temperature : 21.3

DASY5 Configuration:

- Probe: EX3DV4 - SN3578; ConvF(3.09, 3.09, 3.09); Calibrated: 2010/6/22
- Sensor-Surface: 2mm (Mechanical Surface Detection)
- Electronics: DAE3 Sn577; Calibrated: 2010/8/18
- Phantom: SAM - Front; Type: SAM; Serial: TP-1446
- Measurement SW: DASY5, V5.0 Build 125; SEMCAD X Version 13.4 Build 125

**Ch132/Area Scan (121x201x1):** Measurement grid: dx=10mm, dy=10mm

Maximum value of SAR (interpolated) = 0.372 mW/g

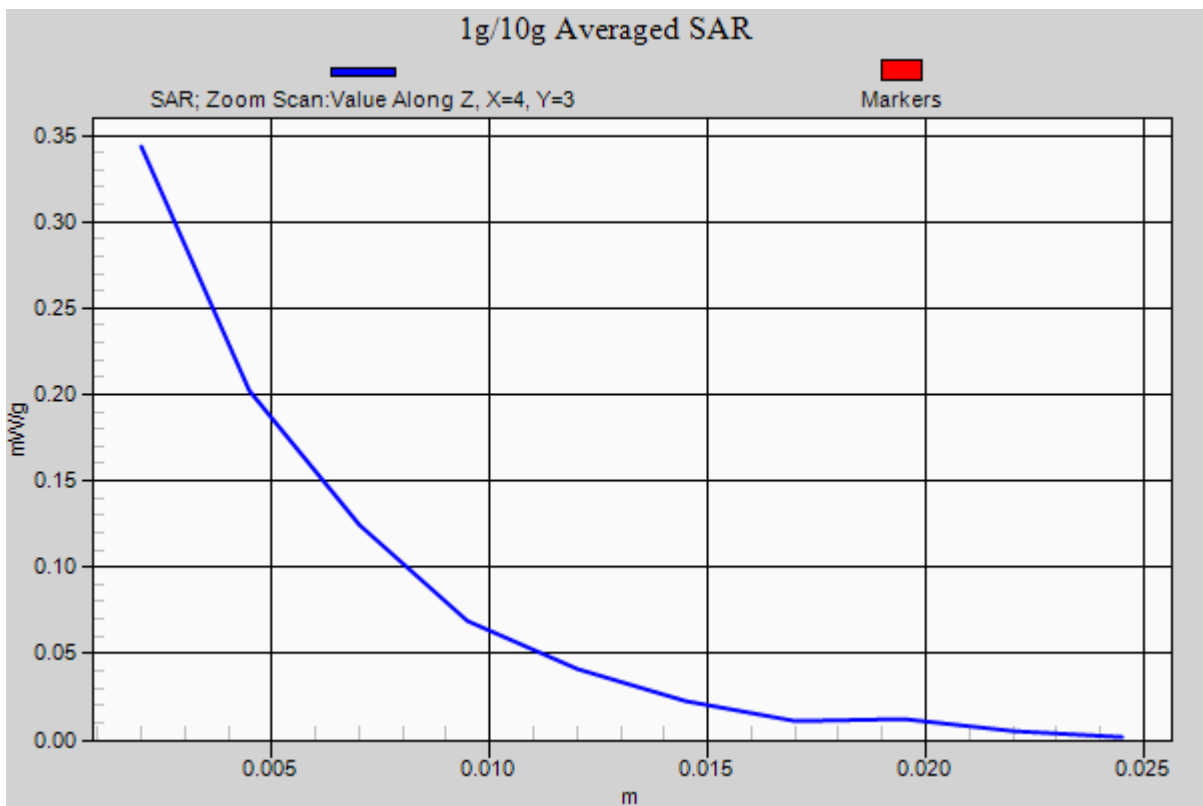
**Ch132/Zoom Scan (8x8x10)/Cube 0:** Measurement grid: dx=4mm, dy=4mm, dz=2.5mm

Reference Value = 2.04 V/m; Power Drift = -0.199 dB

Peak SAR (extrapolated) = 1.09 W/kg

**SAR(1 g) = 0.238 mW/g; SAR(10 g) = 0.076 mW/g**

Maximum value of SAR (measured) = 0.343 mW/g



**#178 802.11a\_Bottom\_1.5cm\_Ch136\_Battery 1\_Scanner 1\_Keypad 1**

**DUT: 000411**

Communication System: 802.11a; Frequency: 5680 MHz; Duty Cycle: 1:1

Medium: MSL\_5G\_101112 Medium parameters used:  $f = 5680$  MHz;  $\sigma = 5.79$  mho/m;  $\epsilon_r = 46.7$ ;  $\rho = 1000$

kg/m<sup>3</sup>

Ambient Temperature : 22.5 ; Liquid Temperature : 21.3

DASY5 Configuration:

- Probe: EX3DV4 - SN3578; ConvF(3.09, 3.09, 3.09); Calibrated: 2010/6/22
- Sensor-Surface: 2mm (Mechanical Surface Detection)
- Electronics: DAE3 Sn577; Calibrated: 2010/8/18
- Phantom: SAM - Front; Type: SAM; Serial: TP-1446
- Measurement SW: DASY5, V5.0 Build 125; SEMCAD X Version 13.4 Build 125

**Ch136/Area Scan (121x201x1):** Measurement grid: dx=10mm, dy=10mm

Maximum value of SAR (interpolated) = 0.326 mW/g

**Ch136/Zoom Scan (8x8x10)/Cube 0:** Measurement grid: dx=4mm, dy=4mm, dz=2.5mm

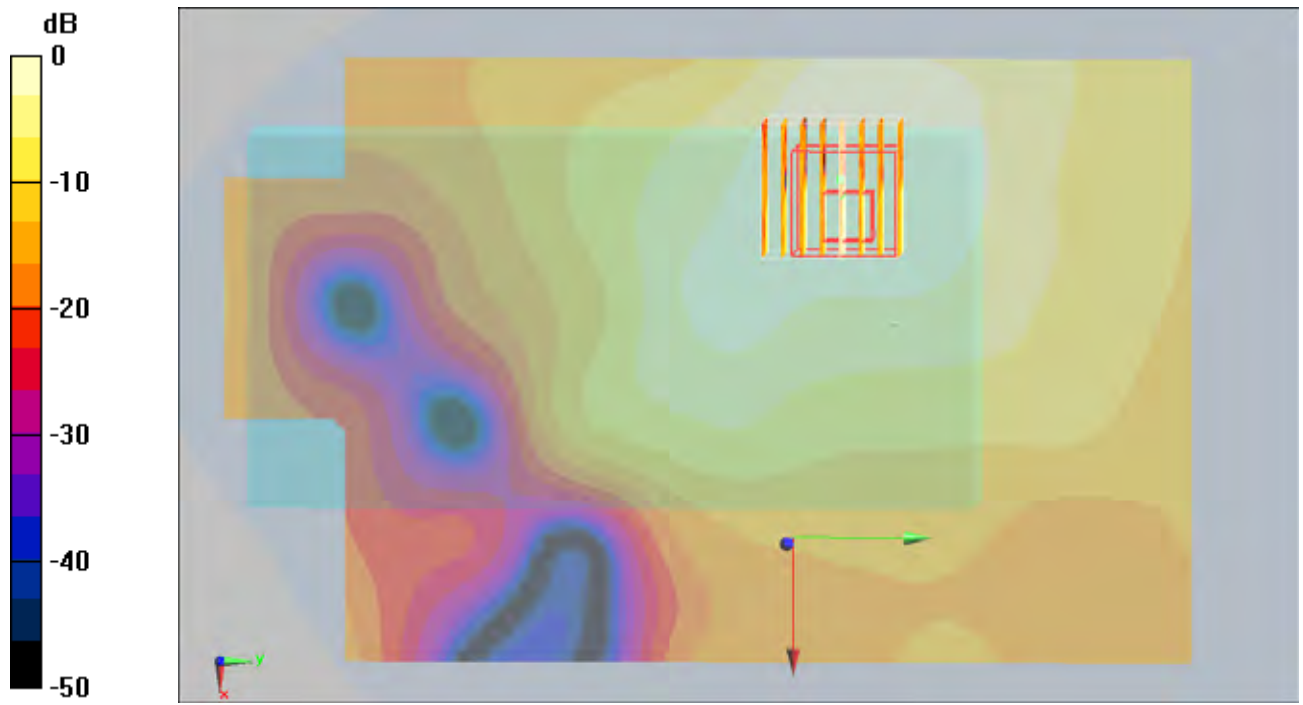
Reference Value = 2.13 V/m; Power Drift = -0.199 dB

Peak SAR (extrapolated) = 0.903 W/kg

**SAR(1 g) = 0.166 mW/g; SAR(10 g) = 0.041 mW/g**

Maximum value of SAR (measured) = 0.271 mW/g





0 dB = 0.271mW/g

**#01 802.11a\_Bottom\_1.5cm\_Ch157\_Battery 1\_Scanner 1\_Keypad 1**

**DUT: 000411**

Communication System: 802.11a; Frequency: 5785 MHz; Duty Cycle: 1:1

Medium: MSL\_5G\_101025 Medium parameters used:  $f = 5785$  MHz;  $\sigma = 5.98$  mho/m;  $\epsilon_r = 46.6$ ;  $\rho = 1000$

kg/m<sup>3</sup>

Ambient Temperature : 22.4 ; Liquid Temperature : 21.4

DASY5 Configuration:

- Probe: EX3DV4 - SN3731; ConvF(3.55, 3.55, 3.55); Calibrated: 2010/9/20
- Sensor-Surface: 2mm (Mechanical Surface Detection)
- Electronics: DAE3 Sn577; Calibrated: 2010/8/18
- Phantom: ELI 4.0; Type: QDOVA001BA; Serial: 1029
- Measurement SW: DASY5, V5.0 Build 125; SEMCAD X Version 13.4 Build 125

**Ch157/Area Scan (121x201x1):** Measurement grid: dx=10mm, dy=10mm

Maximum value of SAR (interpolated) = 0.442 mW/g

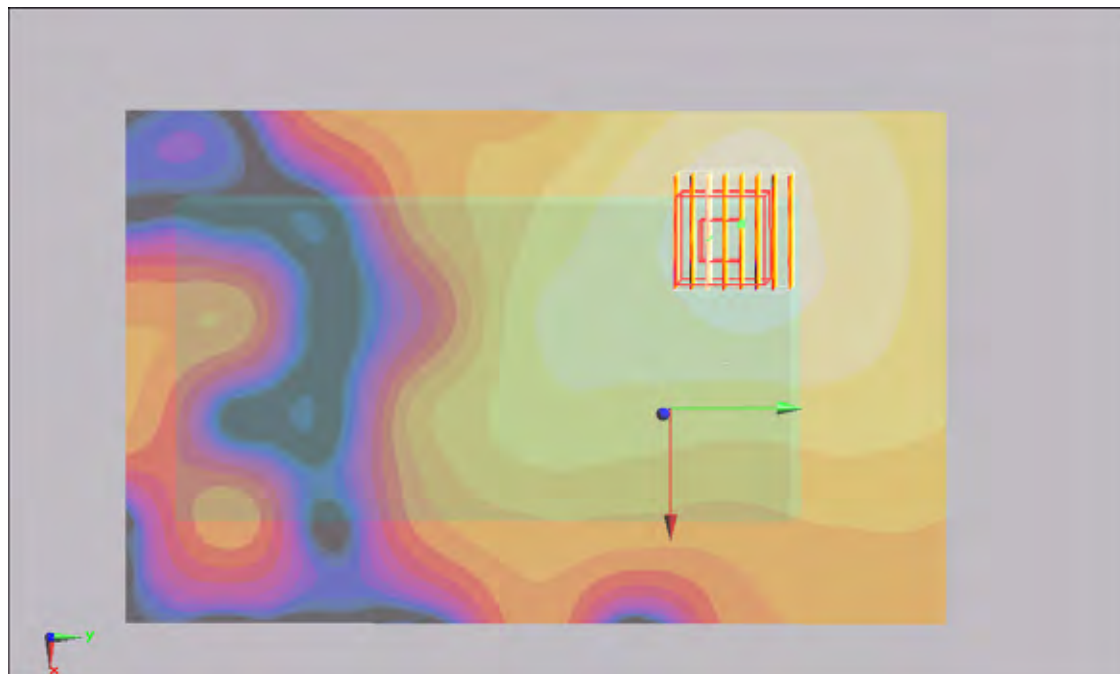
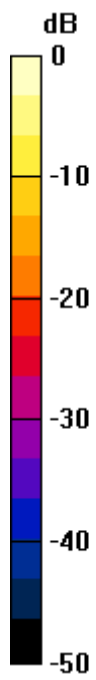
**Ch157/Zoom Scan (8x8x10)/Cube 0:** Measurement grid: dx=4mm, dy=4mm, dz=2.5mm

Reference Value = 4.47 V/m; Power Drift = 0.157 dB

Peak SAR (extrapolated) = 0.715 W/kg

**SAR(1 g) = 0.283 mW/g; SAR(10 g) = 0.125 mW/g**

Maximum value of SAR (measured) = 0.475 mW/g



0 dB = 0.475mW/g

**#02 802.11a\_Bottom\_1.5cm\_Ch157\_Battery 1\_Scanner 1\_Keypad 2**

**DUT: 000411**

Communication System: 802.11a; Frequency: 5785 MHz; Duty Cycle: 1:1

Medium: MSL\_5G\_101025 Medium parameters used:  $f = 5785$  MHz;  $\sigma = 5.98$  mho/m;  $\epsilon_r = 46.6$ ;  $\rho = 1000$

kg/m<sup>3</sup>

Ambient Temperature : 22.5 ; Liquid Temperature : 21.4

DASY5 Configuration:

- Probe: EX3DV4 - SN3731; ConvF(3.55, 3.55, 3.55); Calibrated: 2010/9/20

- Sensor-Surface: 2mm (Mechanical Surface Detection)

- Electronics: DAE3 Sn577; Calibrated: 2010/8/18

- Phantom: ELI 4.0; Type: QDOVA001BA; Serial: 1029

- Measurement SW: DASY5, V5.0 Build 125; SEMCAD X Version 13.4 Build 125

**Ch157/Area Scan (121x201x1):** Measurement grid: dx=10mm, dy=10mm

Maximum value of SAR (interpolated) = 0.411 mW/g

**Ch157/Zoom Scan (8x8x10)/Cube 0:** Measurement grid: dx=4mm, dy=4mm, dz=2.5mm

Reference Value = 4.46 V/m; Power Drift = 0.129 dB

Peak SAR (extrapolated) = 0.765 W/kg

**SAR(1 g) = 0.310 mW/g; SAR(10 g) = 0.133 mW/g**

Maximum value of SAR (measured) = 0.512 mW/g


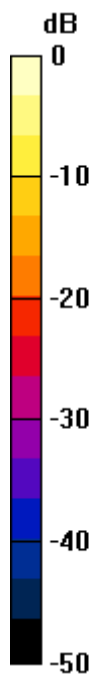
**Ch157/Zoom Scan (8x8x10)/Cube 1:** Measurement grid: dx=4mm, dy=4mm, dz=2.5mm

Reference Value = 4.46 V/m; Power Drift = 0.129 dB

Peak SAR (extrapolated) = 0.482 W/kg

**SAR(1 g) = 0.154 mW/g; SAR(10 g) = 0.070 mW/g**

Maximum value of SAR (measured) = 0.306 mW/g



0 dB = 0.306mW/g

**#03 802.11a\_Bottom\_1.5cm\_Ch157\_Battery 1\_Scanner 1\_Keypad 3**

**DUT: 000411**

Communication System: 802.11a; Frequency: 5785 MHz; Duty Cycle: 1:1

Medium: MSL\_5G\_101025 Medium parameters used:  $f = 5785$  MHz;  $\sigma = 5.98$  mho/m;  $\epsilon_r = 46.6$ ;  $\rho = 1000$

$\text{kg/m}^3$

Ambient Temperature : 22.6 ; Liquid Temperature : 21.4

DASY5 Configuration:

- Probe: EX3DV4 - SN3731; ConvF(3.55, 3.55, 3.55); Calibrated: 2010/9/20

- Sensor-Surface: 2mm (Mechanical Surface Detection)

- Electronics: DAE3 Sn577; Calibrated: 2010/8/18

- Phantom: ELI 4.0; Type: QDOVA001BA; Serial: 1029

- Measurement SW: DASY5, V5.0 Build 125; SEMCAD X Version 13.4 Build 125

**Ch157/Area Scan (121x201x1):** Measurement grid: dx=10mm, dy=10mm

Maximum value of SAR (interpolated) = 0.315 mW/g

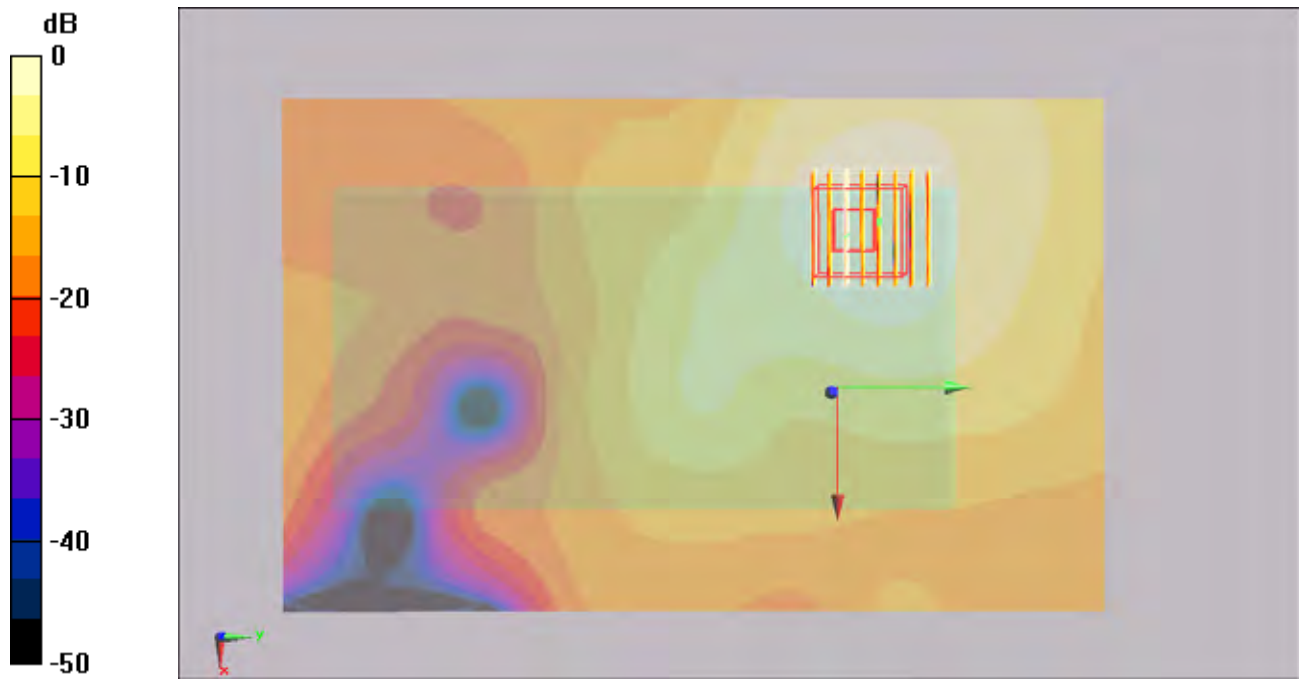
**Ch157/Zoom Scan (8x8x10)/Cube 0:** Measurement grid: dx=4mm, dy=4mm, dz=2.5mm

Reference Value = 3.95 V/m; Power Drift = -0.121 dB

Peak SAR (extrapolated) = 0.556 W/kg

**SAR(1 g) = 0.223 mW/g; SAR(10 g) = 0.100 mW/g**

Maximum value of SAR (measured) = 0.374 mW/g



0 dB = 0.374mW/g

**#04 802.11a\_Bottom\_1.5cm\_Ch157\_Battery 1\_Scanner 2\_Keypad 1**

**DUT: 000411**

Communication System: 802.11a; Frequency: 5785 MHz; Duty Cycle: 1:1

Medium: MSL\_5G\_101025 Medium parameters used:  $f = 5785$  MHz;  $\sigma = 5.98$  mho/m;  $\epsilon_r = 46.6$ ;  $\rho = 1000$

kg/m<sup>3</sup>

Ambient Temperature : 22.5 ; Liquid Temperature : 21.4

DASY5 Configuration:

- Probe: EX3DV4 - SN3731; ConvF(3.55, 3.55, 3.55); Calibrated: 2010/9/20
- Sensor-Surface: 2mm (Mechanical Surface Detection)
- Electronics: DAE3 Sn577; Calibrated: 2010/8/18
- Phantom: ELI 4.0; Type: QDOVA001BA; Serial: 1029
- Measurement SW: DASY5, V5.0 Build 125; SEMCAD X Version 13.4 Build 125

**Ch157/Area Scan (121x201x1):** Measurement grid: dx=10mm, dy=10mm

Maximum value of SAR (interpolated) = 0.513 mW/g

**Ch157/Zoom Scan (8x8x10)/Cube 0:** Measurement grid: dx=4mm, dy=4mm, dz=2.5mm

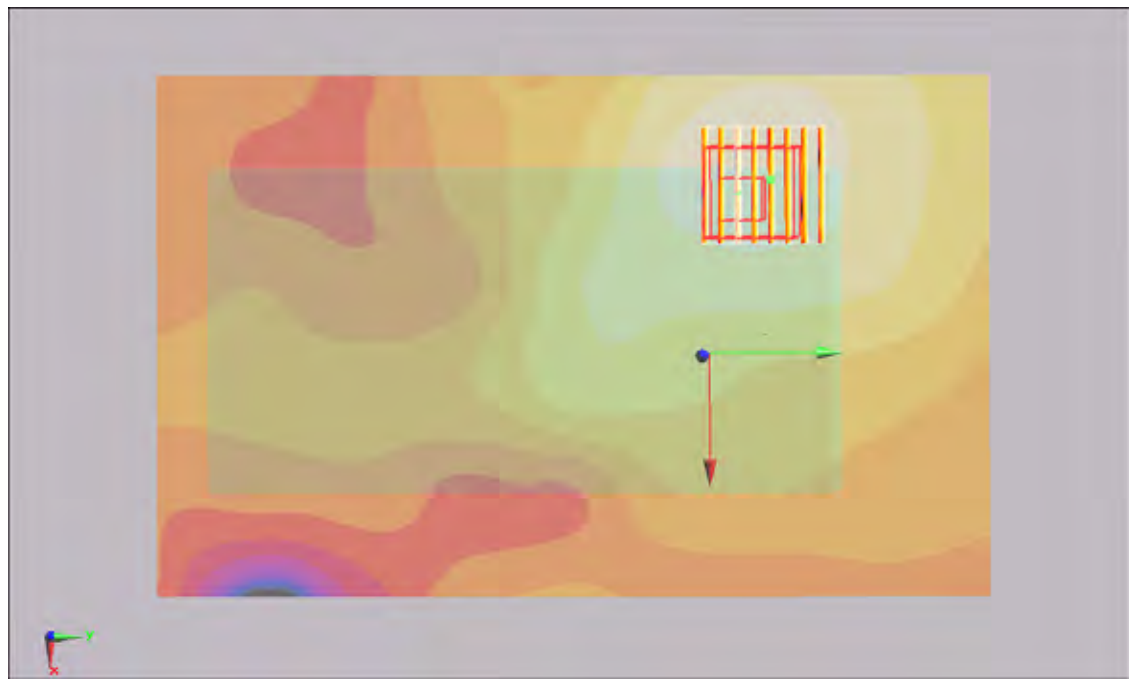
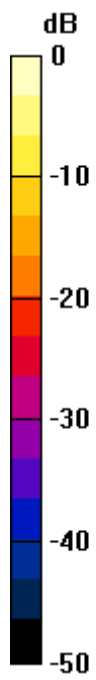
Reference Value = 2.98 V/m; Power Drift = -0.155 dB

Peak SAR (extrapolated) = 0.815 W/kg

**SAR(1 g) = 0.311 mW/g; SAR(10 g) = 0.138 mW/g**

Maximum value of SAR (measured) = 0.531 mW/g





0 dB = 0.531mW/g

**#05 802.11a\_Bottom\_1.5cm\_Ch157\_Battery 1\_Scanner 2\_Keypad 2**

**DUT: 000411**

Communication System: 802.11a; Frequency: 5785 MHz; Duty Cycle: 1:1

Medium: MSL\_5G\_101025 Medium parameters used:  $f = 5785$  MHz;  $\sigma = 5.98$  mho/m;  $\epsilon_r = 46.6$ ;  $\rho = 1000$

$\text{kg/m}^3$

Ambient Temperature : 22.4 ; Liquid Temperature : 21.4

DASY5 Configuration:

- Probe: EX3DV4 - SN3731; ConvF(3.55, 3.55, 3.55); Calibrated: 2010/9/20
- Sensor-Surface: 2mm (Mechanical Surface Detection)
- Electronics: DAE3 Sn577; Calibrated: 2010/8/18
- Phantom: ELI 4.0; Type: QDOVA001BA; Serial: 1029
- Measurement SW: DASY5, V5.0 Build 125; SEMCAD X Version 13.4 Build 125

**Ch157/Area Scan (121x201x1):** Measurement grid:  $dx=10\text{mm}$ ,  $dy=10\text{mm}$

Maximum value of SAR (interpolated) = 0.483 mW/g

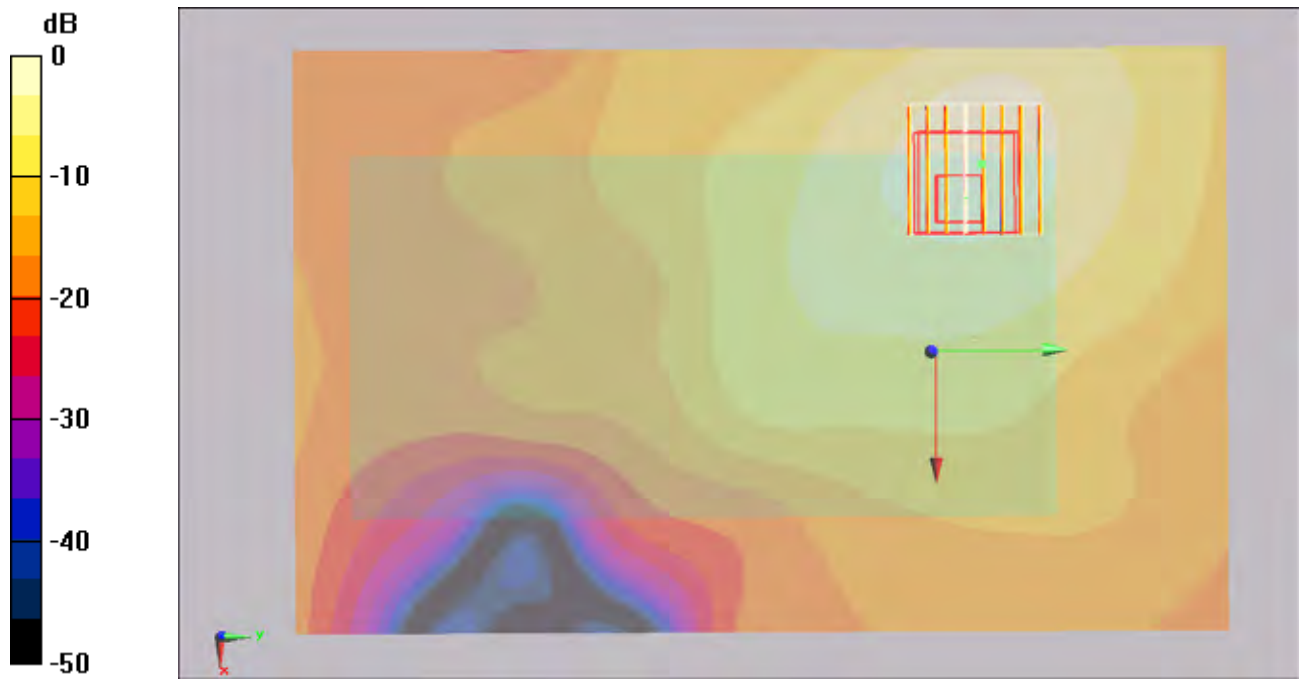
**Ch157/Zoom Scan (8x8x10)/Cube 0:** Measurement grid:  $dx=4\text{mm}$ ,  $dy=4\text{mm}$ ,  $dz=2.5\text{mm}$

Reference Value = 2.8 V/m; Power Drift = -0.124 dB

Peak SAR (extrapolated) = 0.961 W/kg

**SAR(1 g) = 0.323 mW/g; SAR(10 g) = 0.140 mW/g**

Maximum value of SAR (measured) = 0.536 mW/g



0 dB = 0.536mW/g

**#05 802.11a\_Bottom\_1.5cm\_Ch157\_Battery 1\_Scanner 2\_Keypad 2\_2D**

**DUT: 000411**

Communication System: 802.11a; Frequency: 5785 MHz; Duty Cycle: 1:1

Medium: MSL\_5G\_101025 Medium parameters used:  $f = 5785$  MHz;  $\sigma = 5.98$  mho/m;  $\epsilon_r = 46.6$ ;  $\rho = 1000$

kg/m<sup>3</sup>

Ambient Temperature : 22.4 ; Liquid Temperature : 21.1

DASY5 Configuration:

- Probe: EX3DV4 - SN3731; ConvF(3.55, 3.55, 3.55); Calibrated: 2010/9/20
- Sensor-Surface: 2mm (Mechanical Surface Detection)
- Electronics: DAE3 Sn577; Calibrated: 2010/8/18
- Phantom: ELI 4.0; Type: QDOVA001BA; Serial: 1029
- Measurement SW: DASY5, V5.0 Build 125; SEMCAD X Version 13.4 Build 125

**Ch157/Area Scan (121x201x1):** Measurement grid: dx=10mm, dy=10mm

Maximum value of SAR (interpolated) = 0.483 mW/g

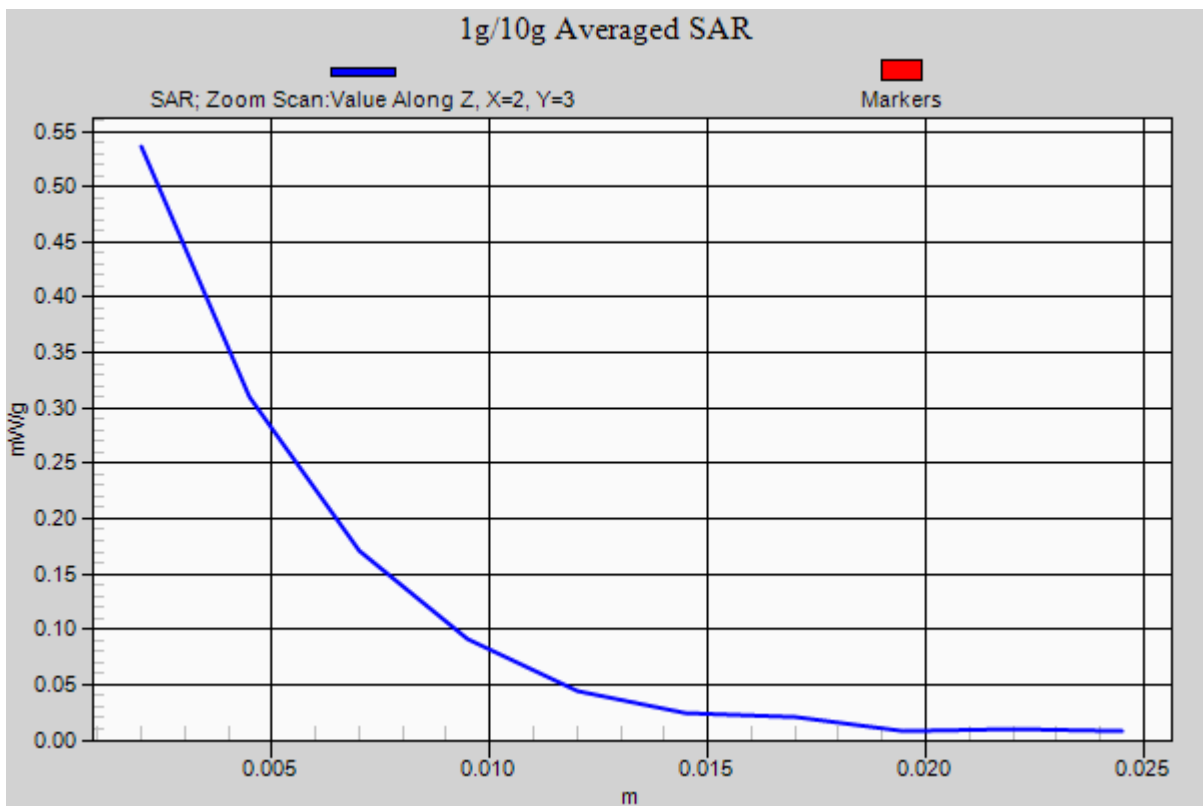
**Ch157/Zoom Scan (8x8x10)/Cube 0:** Measurement grid: dx=4mm, dy=4mm, dz=2.5mm

Reference Value = 2.8 V/m; Power Drift = -0.124 dB

Peak SAR (extrapolated) = 0.961 W/kg

**SAR(1 g) = 0.323 mW/g; SAR(10 g) = 0.140 mW/g**

Maximum value of SAR (measured) = 0.536 mW/g



**#06 802.11a\_Bottom\_1.5cm\_Ch157\_Battery 1\_Scanner 2\_Keypad 3**

**DUT: 000411**

Communication System: 802.11a; Frequency: 5785 MHz; Duty Cycle: 1:1

Medium: MSL\_5G\_101025 Medium parameters used:  $f = 5785$  MHz;  $\sigma = 5.98$  mho/m;  $\epsilon_r = 46.6$ ;  $\rho = 1000$

kg/m<sup>3</sup>

Ambient Temperature : 22.4 ; Liquid Temperature : 21.4

DASY5 Configuration:

- Probe: EX3DV4 - SN3731; ConvF(3.55, 3.55, 3.55); Calibrated: 2010/9/20
- Sensor-Surface: 2mm (Mechanical Surface Detection)
- Electronics: DAE3 Sn577; Calibrated: 2010/8/18
- Phantom: ELI 4.0; Type: QDOVA001BA; Serial: 1029
- Measurement SW: DASY5, V5.0 Build 125; SEMCAD X Version 13.4 Build 125

**Ch157/Area Scan (121x201x1):** Measurement grid: dx=10mm, dy=10mm

Maximum value of SAR (interpolated) = 0.433 mW/g

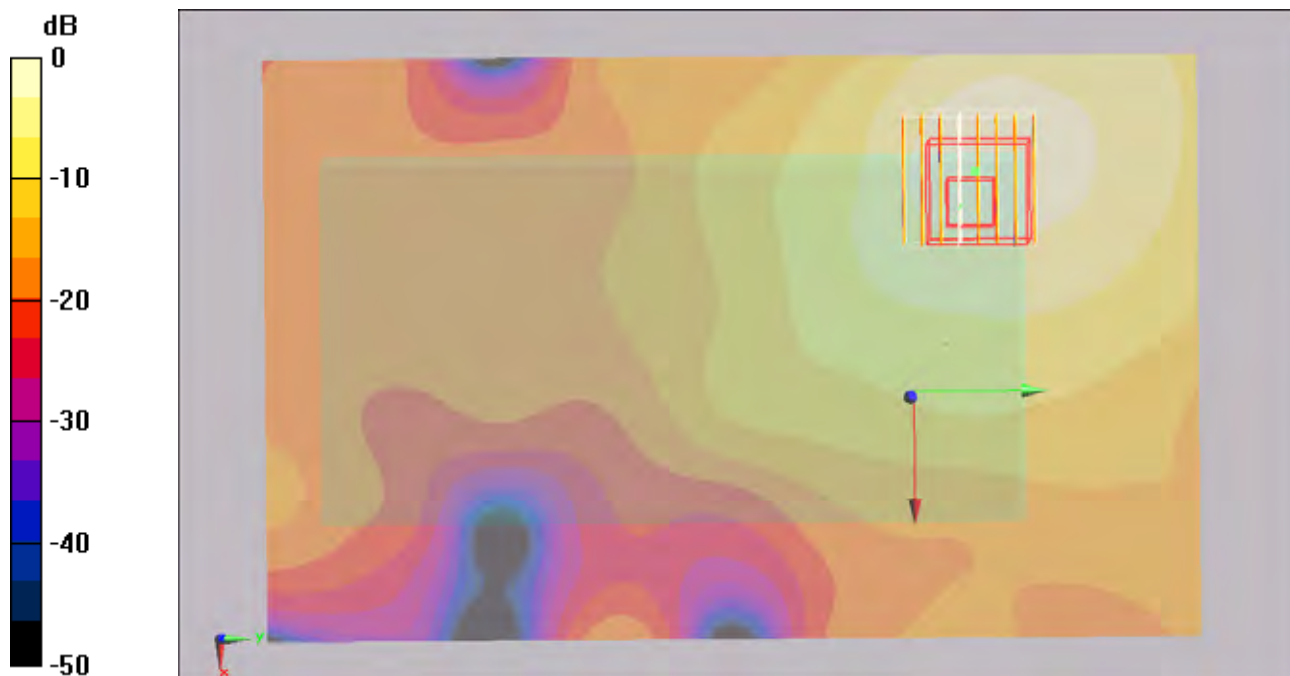
**Ch157/Zoom Scan (8x8x10)/Cube 0:** Measurement grid: dx=4mm, dy=4mm, dz=2.5mm

Reference Value = 2.16 V/m; Power Drift = -0.16 dB

Peak SAR (extrapolated) = 0.899 W/kg

**SAR(1 g) = 0.279 mW/g; SAR(10 g) = 0.122 mW/g**

Maximum value of SAR (measured) = 0.460 mW/g



0 dB = 0.460mW/g

**#07 802.11a\_Bottom\_1.5cm\_Ch157\_Battery 2\_Scanner 1\_Keypad 1**

**DUT: 000411**

Communication System: 802.11a; Frequency: 5785 MHz; Duty Cycle: 1:1

Medium: MSL\_5G\_101025 Medium parameters used:  $f = 5785$  MHz;  $\sigma = 5.98$  mho/m;  $\epsilon_r = 46.6$ ;  $\rho = 1000$

kg/m<sup>3</sup>

Ambient Temperature : 22.5 ; Liquid Temperature : 21.4

DASY5 Configuration:

- Probe: EX3DV4 - SN3731; ConvF(3.55, 3.55, 3.55); Calibrated: 2010/9/20

- Sensor-Surface: 2mm (Mechanical Surface Detection)

- Electronics: DAE3 Sn577; Calibrated: 2010/8/18

- Phantom: ELI 4.0; Type: QDOVA001BA; Serial: 1029

- Measurement SW: DASY5, V5.0 Build 125; SEMCAD X Version 13.4 Build 125

**Ch157/Area Scan (121x201x1):** Measurement grid: dx=10mm, dy=10mm

Maximum value of SAR (interpolated) = 0.226 mW/g


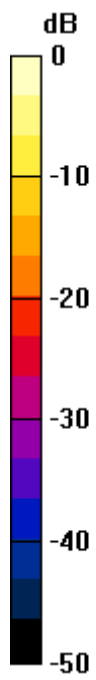
**Ch157/Zoom Scan (8x8x10)/Cube 0:** Measurement grid: dx=4mm, dy=4mm, dz=2.5mm

Reference Value = 3.14 V/m; Power Drift = 0.123 dB

Peak SAR (extrapolated) = 0.473 W/kg

**SAR(1 g) = 0.131 mW/g; SAR(10 g) = 0.062 mW/g**

Maximum value of SAR (measured) = 0.216 mW/g



0 dB = 0.216mW/g



### #08 802.11a\_Bottom\_1.5cm\_Ch157\_Battery 2\_Scanner 1\_Keypad 2

**DUT: 000411**

Communication System: 802.11a; Frequency: 5785 MHz; Duty Cycle: 1:1

Medium: MSL\_5G\_101027 Medium parameters used :  $f = 5785$  MHz;  $\sigma = 5.96$  mho/m;  $\epsilon_r = 47.2$ ;  $\rho = 1000$  kg/m<sup>3</sup>

Ambient Temperature : 22.7 °C ; Liquid Temperature : 21.2 °C

DASY4 Configuration:

- Probe: EX3DV4 - SN3731; ConvF(3.55, 3.55, 3.55); Calibrated: 2010/9/20
- Sensor-Surface: 2mm (Mechanical Surface Detection)
- Electronics: DAE3 Sn577; Calibrated: 2010/8/18
- Phantom: ELI 4.0\_Front; Type: QDOVA001BB; Serial: 1026
- Measurement SW: DASY4, V4.7 Build 80; Postprocessing SW: SEMCAD, V1.8 Build 186

**Ch157/Area Scan (121x201x1):** Measurement grid: dx=10mm, dy=10mm

Maximum value of SAR (interpolated) = 0.345 mW/g


**Ch157/Zoom Scan (8x8x10)/Cube 0:** Measurement grid: dx=4mm, dy=4mm, dz=2.5mm

Reference Value = 4.36 V/m; Power Drift = -0.191 dB

Peak SAR (extrapolated) = 0.595 W/kg

**SAR(1 g) = 0.238 mW/g; SAR(10 g) = 0.107 mW/g**

Maximum value of SAR (measured) = 0.397 mW/g



0 dB = 0.397mW/g

### #09 802.11a\_Bottom\_1.5cm\_Ch157\_Battery 2\_Scanner 1\_Keypad 3

**DUT: 000411**

Communication System: 802.11a; Frequency: 5785 MHz; Duty Cycle: 1:1

Medium: MSL\_5G\_101027 Medium parameters used :  $f = 5785$  MHz;  $\sigma = 5.96$  mho/m;  $\epsilon_r = 47.2$ ;  $\rho = 1000$  kg/m<sup>3</sup>

Ambient Temperature : 22.7 °C ; Liquid Temperature : 21.2 °C

DASY4 Configuration:

- Probe: EX3DV4 - SN3731; ConvF(3.55, 3.55, 3.55); Calibrated: 2010/9/20
- Sensor-Surface: 2mm (Mechanical Surface Detection)
- Electronics: DAE3 Sn577; Calibrated: 2010/8/18
- Phantom: ELI 4.0\_Front; Type: QDOVA001BB; Serial: 1026
- Measurement SW: DASY4, V4.7 Build 80; Postprocessing SW: SEMCAD, V1.8 Build 186

**Ch157/Area Scan (121x201x1):** Measurement grid: dx=10mm, dy=10mm

Maximum value of SAR (interpolated) = 0.313 mW/g


**Ch157/Zoom Scan (8x8x10)/Cube 0:** Measurement grid: dx=4mm, dy=4mm, dz=2.5mm

Reference Value = 3.77 V/m; Power Drift = -0.190 dB

Peak SAR (extrapolated) = 0.547 W/kg

**SAR(1 g) = 0.206 mW/g; SAR(10 g) = 0.090 mW/g**

Maximum value of SAR (measured) = 0.338 mW/g



0 dB = 0.338mW/g

## #10 802.11a\_Bottom\_1.5cm\_Ch157\_Battery 2\_Scanner 2\_Keypad 1

**DUT: 000411**

Communication System: 802.11a; Frequency: 5785 MHz; Duty Cycle: 1:1

Medium: MSL\_5G\_101027 Medium parameters used :  $f = 5785$  MHz;  $\sigma = 5.96$  mho/m;  $\epsilon_r = 47.2$ ;  $\rho = 1000$  kg/m<sup>3</sup>

Ambient Temperature : 22.7 °C ; Liquid Temperature : 21.2 °C

DASY4 Configuration:

- Probe: EX3DV4 - SN3731; ConvF(3.55, 3.55, 3.55); Calibrated: 2010/9/20
- Sensor-Surface: 2mm (Mechanical Surface Detection)
- Electronics: DAE3 Sn577; Calibrated: 2010/8/18
- Phantom: ELI 4.0\_Front; Type: QDOVA001BB; Serial: 1026
- Measurement SW: DASY4, V4.7 Build 80; Postprocessing SW: SEMCAD, V1.8 Build 186

**Ch157/Area Scan (121x201x1):** Measurement grid: dx=10mm, dy=10mm

Maximum value of SAR (interpolated) = 0.401 mW/g

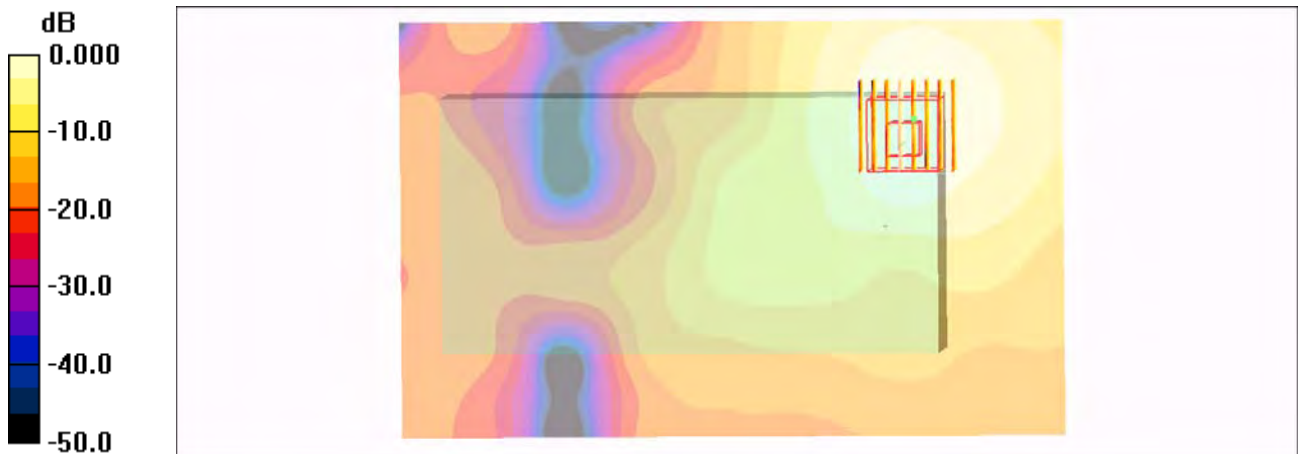
**Ch157/Zoom Scan (8x8x10)/Cube 0:** Measurement grid: dx=4mm, dy=4mm, dz=2.5mm

Reference Value = 3.49 V/m; Power Drift = -0.125 dB

Peak SAR (extrapolated) = 0.685 W/kg

**SAR(1 g) = 0.266 mW/g; SAR(10 g) = 0.122 mW/g**

Maximum value of SAR (measured) = 0.446 mW/g



0 dB = 0.446mW/g

## #11 802.11a\_Bottom\_1.5cm\_Ch157\_Battery 2\_Scanner 2\_Keypad 2

**DUT: 000411**

Communication System: 802.11a; Frequency: 5785 MHz; Duty Cycle: 1:1

Medium: MSL\_5G\_101027 Medium parameters used :  $f = 5785$  MHz;  $\sigma = 5.96$  mho/m;  $\epsilon_r = 47.2$ ;  $\rho = 1000$  kg/m<sup>3</sup>

Ambient Temperature : 22.7 °C ; Liquid Temperature : 21.2 °C

DASY4 Configuration:

- Probe: EX3DV4 - SN3731; ConvF(3.55, 3.55, 3.55); Calibrated: 2010/9/20
- Sensor-Surface: 2mm (Mechanical Surface Detection)
- Electronics: DAE3 Sn577; Calibrated: 2010/8/18
- Phantom: ELI 4.0\_Front; Type: QDOVA001BB; Serial: 1026
- Measurement SW: DASY4, V4.7 Build 80; Postprocessing SW: SEMCAD, V1.8 Build 186

**Ch157/Area Scan (121x201x1):** Measurement grid: dx=10mm, dy=10mm

Maximum value of SAR (interpolated) = 0.413 mW/g

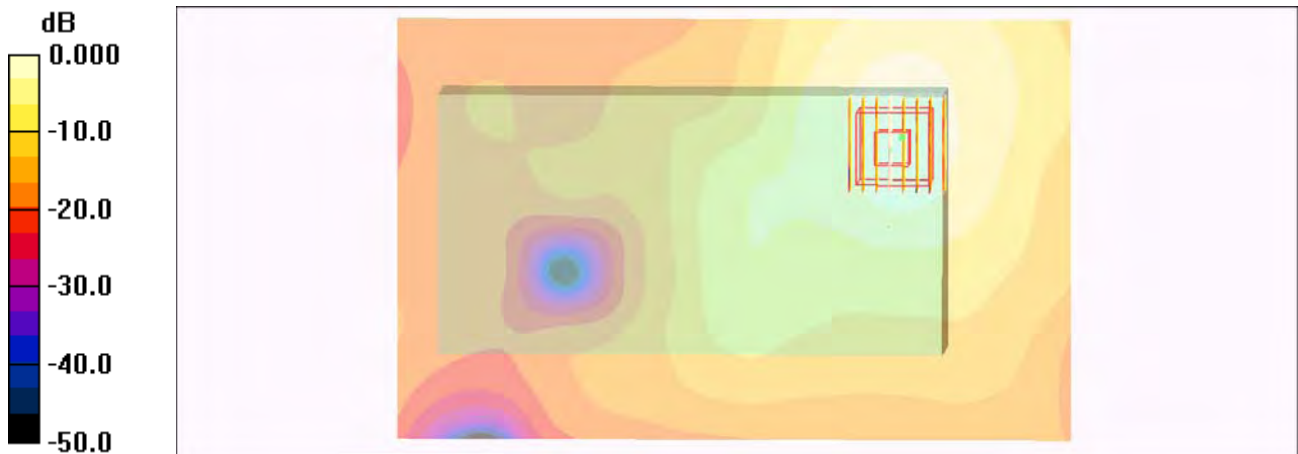
**Ch157/Zoom Scan (8x8x10)/Cube 0:** Measurement grid: dx=4mm, dy=4mm, dz=2.5mm

Reference Value = 4.14 V/m; Power Drift = -0.111 dB

Peak SAR (extrapolated) = 0.782 W/kg

**SAR(1 g) = 0.312 mW/g; SAR(10 g) = 0.139 mW/g**

Maximum value of SAR (measured) = 0.523 mW/g



0 dB = 0.523mW/g

### #12 802.11a\_Bottom\_1.5cm\_Ch157\_Battery 2\_Scanner 2\_Keypad 3

**DUT: 000411**

Communication System: 802.11a; Frequency: 5785 MHz; Duty Cycle: 1:1

Medium: MSL\_5G\_101027 Medium parameters used :  $f = 5785 \text{ MHz}$ ;  $\sigma = 5.96 \text{ mho/m}$ ;  $\epsilon_r = 47.2$ ;  $\rho = 1000 \text{ kg/m}^3$

Ambient Temperature :  $22.7 \text{ }^\circ\text{C}$ ; Liquid Temperature :  $21.2 \text{ }^\circ\text{C}$

DASY4 Configuration:

- Probe: EX3DV4 - SN3731; ConvF(3.55, 3.55, 3.55); Calibrated: 2010/9/20
- Sensor-Surface: 2mm (Mechanical Surface Detection)
- Electronics: DAE3 Sn577; Calibrated: 2010/8/18
- Phantom: ELI 4.0\_Front; Type: QDOVA001BB; Serial: 1026
- Measurement SW: DASY4, V4.7 Build 80; Postprocessing SW: SEMCAD, V1.8 Build 186

**Ch157/Area Scan (121x201x1):** Measurement grid:  $dx=10\text{mm}$ ,  $dy=10\text{mm}$

Maximum value of SAR (interpolated) =  $0.406 \text{ mW/g}$


**Ch157/Zoom Scan (8x8x10)/Cube 0:** Measurement grid:  $dx=4\text{mm}$ ,  $dy=4\text{mm}$ ,  $dz=2.5\text{mm}$

Reference Value =  $2.99 \text{ V/m}$ ; Power Drift =  $-0.143 \text{ dB}$

Peak SAR (extrapolated) =  $0.658 \text{ W/kg}$

**SAR(1 g) =  $0.258 \text{ mW/g}$ ; SAR(10 g) =  $0.113 \text{ mW/g}$**

Maximum value of SAR (measured) =  $0.441 \text{ mW/g}$



0 dB =  $0.441\text{mW/g}$

### #13 802.11a\_Face\_1.5cm\_Ch157\_Battery 1\_Scanner 2\_Keypad 2

**DUT: 000411**

Communication System: 802.11a; Frequency: 5785 MHz; Duty Cycle: 1:1

Medium: MSL\_5G\_101027 Medium parameters used :  $f = 5785$  MHz;  $\sigma = 5.96$  mho/m;  $\epsilon_r = 47.2$ ;  $\rho = 1000$  kg/m<sup>3</sup>

Ambient Temperature : 22.7 °C ; Liquid Temperature : 21.2 °C

DASY4 Configuration:

- Probe: EX3DV4 - SN3731; ConvF(3.55, 3.55, 3.55); Calibrated: 2010/9/20
- Sensor-Surface: 2mm (Mechanical Surface Detection)
- Electronics: DAE3 Sn577; Calibrated: 2010/8/18
- Phantom: ELI 4.0\_Front; Type: QDOVA001BB; Serial: 1026
- Measurement SW: DASY4, V4.7 Build 80; Postprocessing SW: SEMCAD, V1.8 Build 186

**Ch157/Area Scan (151x201x1):** Measurement grid: dx=10mm, dy=10mm

Maximum value of SAR (interpolated) = 0.080 mW/g

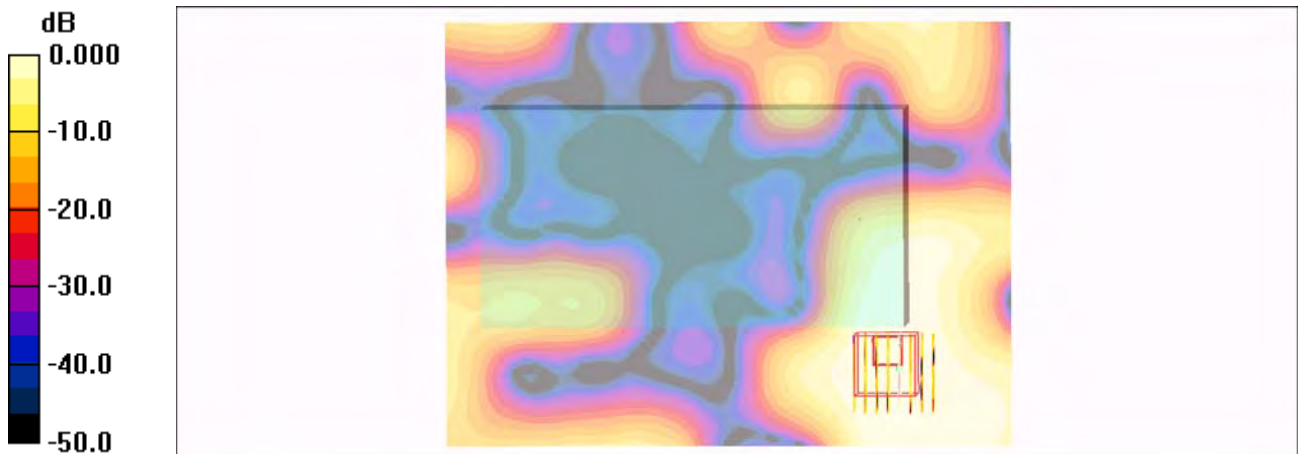
**Ch157/Zoom Scan (8x8x10)/Cube 0:** Measurement grid: dx=4mm, dy=4mm, dz=2.5mm

Reference Value = 1.28 V/m; Power Drift = 0.126 dB

Peak SAR (extrapolated) = 0.089 W/kg

**SAR(1 g) = 0.029 mW/g; SAR(10 g) = 0.013 mW/g**

Maximum value of SAR (measured) = 0.057 mW/g



0 dB = 0.057mW/g

### #43 802.11a\_Face\_1.5cm\_Ch157\_Battery 1\_Scanner 2\_Keypad 2\_Holster 1

**DUT: 000411**

Communication System: 802.11a; Frequency: 5785 MHz; Duty Cycle: 1:1

Medium: MSL\_5G\_101027 Medium parameters used :  $f = 5785$  MHz;  $\sigma = 5.96$  mho/m;  $\epsilon_r = 47.2$ ;  $\rho = 1000$  kg/m<sup>3</sup>

Ambient Temperature : 22.7 °C; Liquid Temperature : 2101 °C

DASY4 Configuration:

- Probe: EX3DV4 - SN3731; ConvF(3.55, 3.55, 3.55); Calibrated: 2010/9/20
- Sensor-Surface: 2mm (Mechanical Surface Detection)
- Electronics: DAE3 Sn577; Calibrated: 2010/8/18
- Phantom: ELI 4.0\_Front; Type: QDOVA001BB; Serial: 1026
- Measurement SW: DASY4, V4.7 Build 80; Postprocessing SW: SEMCAD, V1.8 Build 186

**Ch157/Area Scan (151x201x1):** Measurement grid: dx=10mm, dy=10mm

Maximum value of SAR (interpolated) = 0.060 mW/g

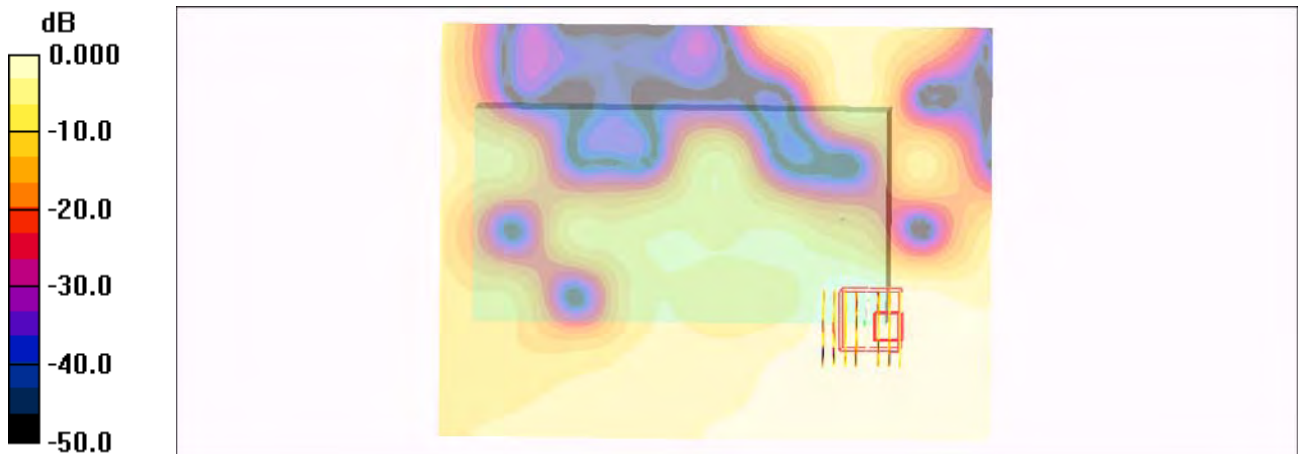
**Ch157/Zoom Scan (8x8x10)/Cube 0:** Measurement grid: dx=4mm, dy=4mm, dz=2.5mm

Reference Value = 0.763 V/m; Power Drift = -0.163 dB

Peak SAR (extrapolated) = 0.129 W/kg

**SAR(1 g) = 0.013 mW/g; SAR(10 g) = 0.00545 mW/g**

Maximum value of SAR (measured) = 0.036 mW/g



0 dB = 0.036mW/g



## #44 802.11a\_Face\_1.5cm\_Ch157\_Battery 1\_Scanner 2\_Keypad 2\_Holster 2

**DUT: 000411**

Communication System: 802.11a; Frequency: 5785 MHz; Duty Cycle: 1:1

Medium: MSL\_5G\_101027 Medium parameters used :  $f = 5785$  MHz;  $\sigma = 5.96$  mho/m;  $\epsilon_r = 47.2$ ;  $\rho = 1000$  kg/m<sup>3</sup>

Ambient Temperature : 22.7 °C ; Liquid Temperature : 21.2 °C

DASY4 Configuration:

- Probe: EX3DV4 - SN3731; ConvF(3.55, 3.55, 3.55); Calibrated: 2010/9/20
- Sensor-Surface: 2mm (Mechanical Surface Detection)
- Electronics: DAE3 Sn577; Calibrated: 2010/8/18
- Phantom: ELI 4.0\_Front; Type: QDOVA001BB; Serial: 1026
- Measurement SW: DASY4, V4.7 Build 80; Postprocessing SW: SEMCAD, V1.8 Build 186

**Ch157/Area Scan (151x201x1):** Measurement grid: dx=10mm, dy=10mm

Maximum value of SAR (interpolated) = 0.048 mW/g

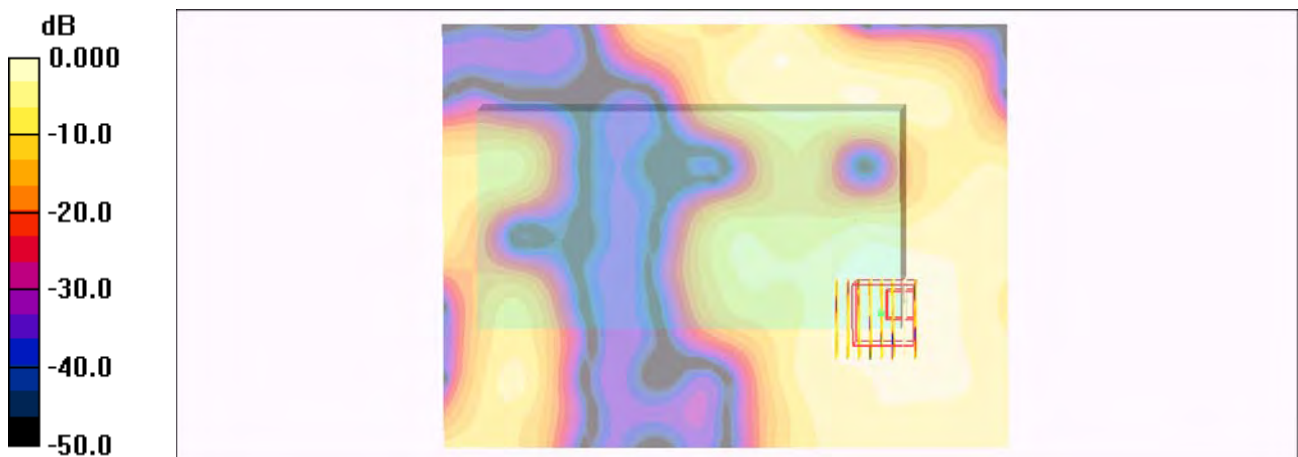
**Ch157/Zoom Scan (8x8x10)/Cube 0:** Measurement grid: dx=4mm, dy=4mm, dz=2.5mm

Reference Value = 1.19 V/m; Power Drift = -0.188 dB

Peak SAR (extrapolated) = 0.144 W/kg

**SAR(1 g) = 0.026 mW/g; SAR(10 g) = 0.00972 mW/g**

Maximum value of SAR (measured) = 0.052 mW/g



0 dB = 0.052mW/g



### #45 802.11a\_Bottom\_1.5cm\_Ch157\_Battery 1\_Scanner 2\_Keypad 2\_Holster 2

**DUT: 000411**

Communication System: 802.11a; Frequency: 5785 MHz; Duty Cycle: 1:1

Medium: MSL\_5G\_101027 Medium parameters used :  $f = 5785 \text{ MHz}$ ;  $\sigma = 5.96 \text{ mho/m}$ ;  $\epsilon_r = 47.2$ ;  $\rho = 1000 \text{ kg/m}^3$

Ambient Temperature :  $22.7 \text{ }^\circ\text{C}$ ; Liquid Temperature :  $21.2 \text{ }^\circ\text{C}$

DASY4 Configuration:

- Probe: EX3DV4 - SN3731; ConvF(3.55, 3.55, 3.55); Calibrated: 2010/9/20
- Sensor-Surface: 2mm (Mechanical Surface Detection)
- Electronics: DAE3 Sn577; Calibrated: 2010/8/18
- Phantom: ELI 4.0\_Front; Type: QDOVA001BB; Serial: 1026
- Measurement SW: DASY4, V4.7 Build 80; Postprocessing SW: SEMCAD, V1.8 Build 186

**Ch157/Area Scan (121x201x1):** Measurement grid:  $dx=10\text{mm}$ ,  $dy=10\text{mm}$

Maximum value of SAR (interpolated) =  $0.297 \text{ mW/g}$


**Ch157/Zoom Scan (8x8x10)/Cube 0:** Measurement grid:  $dx=4\text{mm}$ ,  $dy=4\text{mm}$ ,  $dz=2.5\text{mm}$

Reference Value =  $3.85 \text{ V/m}$ ; Power Drift =  $-0.156 \text{ dB}$

Peak SAR (extrapolated) =  $0.499 \text{ W/kg}$

**SAR(1 g) =  $0.166 \text{ mW/g}$ ; SAR(10 g) =  $0.076 \text{ mW/g}$**

Maximum value of SAR (measured) =  $0.282 \text{ mW/g}$



## #46 802.11a\_Bottom\_1.5cm\_Ch149\_Battery 1\_Scanner 2\_Keypad 2

**DUT: 000411**

Communication System: 802.11a; Frequency: 5745 MHz; Duty Cycle: 1:1

Medium: MSL\_5G\_101027 Medium parameters used :  $f = 5745$  MHz;  $\sigma = 5.92$  mho/m;  $\epsilon_r = 47.4$ ;  $\rho = 1000$  kg/m<sup>3</sup>

Ambient Temperature : 22.7 °C ; Liquid Temperature : 21.2 °C

DASY4 Configuration:

- Probe: EX3DV4 - SN3731; ConvF(3.55, 3.55, 3.55); Calibrated: 2010/9/20
- Sensor-Surface: 2mm (Mechanical Surface Detection)
- Electronics: DAE3 Sn577; Calibrated: 2010/8/18
- Phantom: ELI 4.0\_Front; Type: QDOVA001BB; Serial: 1026
- Measurement SW: DASY4, V4.7 Build 80; Postprocessing SW: SEMCAD, V1.8 Build 186

**Ch149/Area Scan (121x201x1):** Measurement grid: dx=10mm, dy=10mm

Maximum value of SAR (interpolated) = 0.256 mW/g

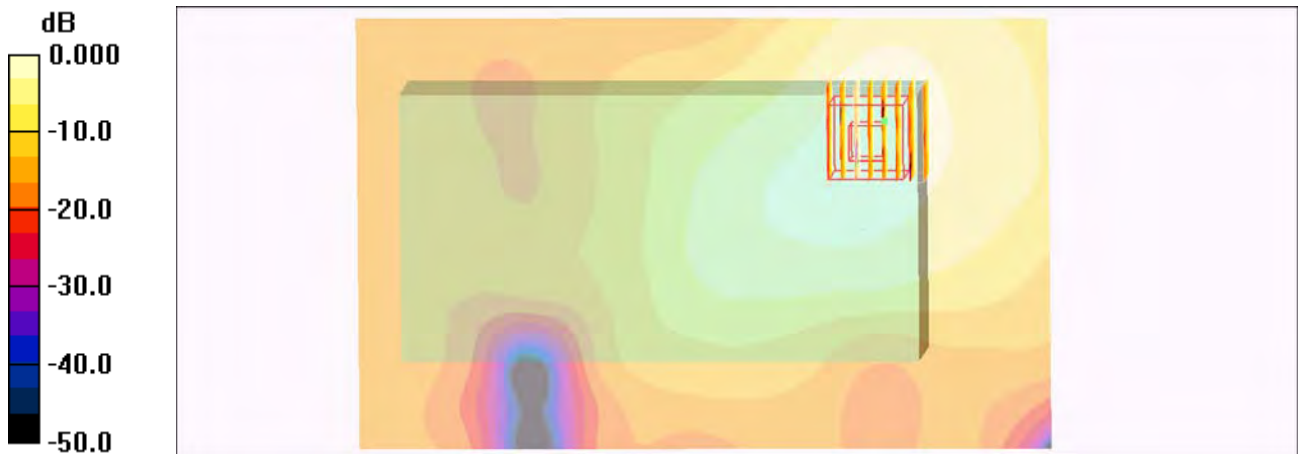
**Ch149/Zoom Scan (8x8x10)/Cube 0:** Measurement grid: dx=4mm, dy=4mm, dz=2.5mm

Reference Value = 3.60 V/m; Power Drift = -0.140 dB

Peak SAR (extrapolated) = 0.605 W/kg

**SAR(1 g) = 0.167 mW/g; SAR(10 g) = 0.069 mW/g**

Maximum value of SAR (measured) = 0.283 mW/g



0 dB = 0.283mW/g

**#47 802.11a\_Bottom\_1.5cm\_Ch161\_Battery 1\_Scanner 2\_Keypad 2**

**DUT: 000411**

Communication System: 802.11a; Frequency: 5805 MHz; Duty Cycle: 1:1

Medium: MSL\_5G\_101027 Medium parameters used:  $f = 5805 \text{ MHz}$ ;  $\sigma = 5.98 \text{ mho/m}$ ;  $\epsilon_r = 47.1$ ;  $\rho = 1000 \text{ kg/m}^3$

Ambient Temperature :  $22.6 \text{ }^\circ\text{C}$ ; Liquid Temperature :  $21.2 \text{ }^\circ\text{C}$

DASY4 Configuration:

- Probe: EX3DV4 - SN3731; ConvF(3.55, 3.55, 3.55); Calibrated: 2010/9/20
- Sensor-Surface: 2mm (Mechanical Surface Detection)
- Electronics: DAE3 Sn577; Calibrated: 2010/8/18
- Phantom: ELI 4.0\_Front; Type: QDOVA001BB; Serial: 1026
- Measurement SW: DASY4, V4.7 Build 80; Postprocessing SW: SEMCAD, V1.8 Build 186

**Ch161/Area Scan (121x201x1):** Measurement grid:  $dx=10\text{mm}$ ,  $dy=10\text{mm}$

Maximum value of SAR (interpolated) =  $0.333 \text{ mW/g}$


**Ch161/Zoom Scan (8x8x10)/Cube 0:** Measurement grid:  $dx=4\text{mm}$ ,  $dy=4\text{mm}$ ,  $dz=2.5\text{mm}$

Reference Value =  $2.82 \text{ V/m}$ ; Power Drift =  $0.179 \text{ dB}$

Peak SAR (extrapolated) =  $0.838 \text{ W/kg}$

**SAR(1 g) =  $0.216 \text{ mW/g}$ ; SAR(10 g) =  $0.086 \text{ mW/g}$**

Maximum value of SAR (measured) =  $0.368 \text{ mW/g}$



0 dB =  $0.368\text{mW/g}$

**#48 802.11a\_Bottom\_1.5cm\_Ch165\_Battery 1\_Scanner 2\_Keypad 2**

**DUT: 000411**

Communication System: 802.11a; Frequency: 5825 MHz; Duty Cycle: 1:1

Medium: MSL\_5G\_101027 Medium parameters used:  $f = 5825 \text{ MHz}$ ;  $\sigma = 6.02 \text{ mho/m}$ ;  $\epsilon_r = 47.1$ ;  $\rho = 1000 \text{ kg/m}^3$

Ambient Temperature :  $22.5 \text{ }^\circ\text{C}$ ; Liquid Temperature :  $21.2 \text{ }^\circ\text{C}$

DASY4 Configuration:

- Probe: EX3DV4 - SN3731; ConvF(3.55, 3.55, 3.55); Calibrated: 2010/9/20
- Sensor-Surface: 2mm (Mechanical Surface Detection)
- Electronics: DAE3 Sn577; Calibrated: 2010/8/18
- Phantom: ELI 4.0\_Front; Type: QDOVA001BB; Serial: 1026
- Measurement SW: DASY4, V4.7 Build 80; Postprocessing SW: SEMCAD, V1.8 Build 186

**Ch165/Area Scan (121x1201x1):** Measurement grid:  $dx=10\text{mm}$ ,  $dy=10\text{mm}$

Maximum value of SAR (interpolated) =  $0.327 \text{ mW/g}$

**Ch165/Zoom Scan (8x8x10)/Cube 0:** Measurement grid:  $dx=4\text{mm}$ ,  $dy=4\text{mm}$ ,  $dz=2.5\text{mm}$

Reference Value =  $2.98 \text{ V/m}$ ; Power Drift =  $-0.184 \text{ dB}$

Peak SAR (extrapolated) =  $0.826 \text{ W/kg}$

**SAR(1 g) =  $0.215 \text{ mW/g}$ ; SAR(10 g) =  $0.092 \text{ mW/g}$**

Maximum value of SAR (measured) =  $0.375 \text{ mW/g}$



0 dB =  $0.375\text{mW/g}$