

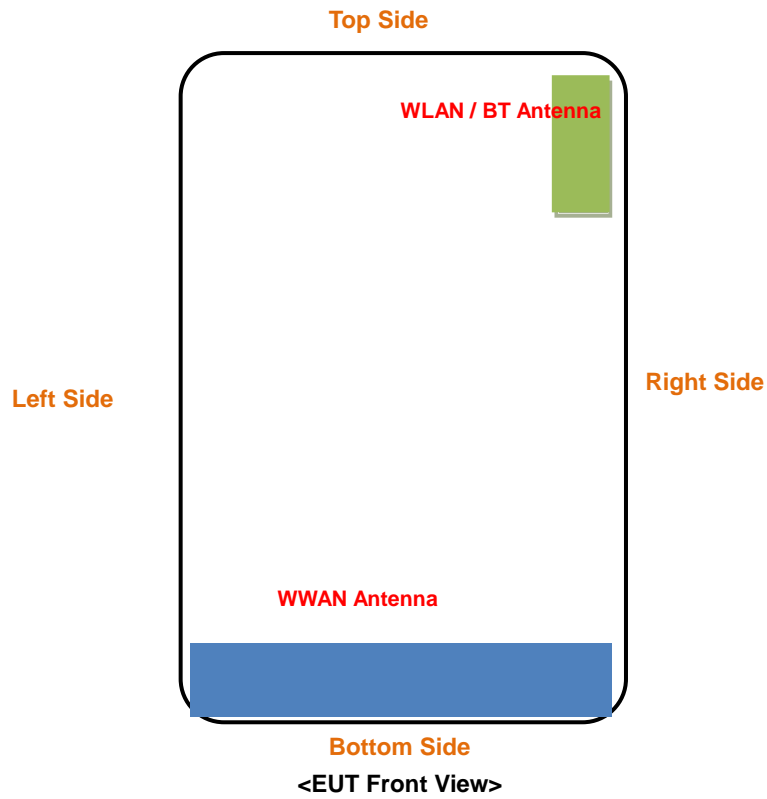
SAR Test Report

<Photographs of EUT>



SAR Test Report

<Antenna Location>



The separation distance for antenna to edge:

Antenna	To Top Side (mm)	To Bottom Side (mm)	To Left Side (mm)	To Right Side (mm)
WWAN	134	3	3.5	19
WLAN/BT	10	122	72	5

SAR Test Report


<Photographs of SAR Setup>



Head - Right Cheek



Head - Right Tilted



Head - Left Cheek



Head - Left Tilted




Body worn - Front Face of EUT at 15 mm









Body worn - Rear Face of EUT at 15 mm

SAR Test Report

	
Hotspot - Front Face of EUT at 10 mm	Hotspot - Rear Face of EUT at 10 mm
	
Hotspot - Left Side of EUT at 10 mm	Hotspot - Right Side of EUT at 10 mm
	
Hotspot - Top Side of EUT at 10 mm	Hotspot - Bottom Side of EUT at 10 mm

SAR Test Report

	
Product Specific (Phablet) Front Face of EUT at 0 mm	Product Specific (Phablet) Rear Face of EUT at 0 mm
	
Product Specific (Phablet) Left Side of EUT at 0 mm	Product Specific (Phablet) Right Side of EUT at 0 mm
	
Product Specific (Phablet) Top Side of EUT at 0 mm	Product Specific (Phablet) Bottom Side of EUT at 0 mm