

FCC Radio Test Report

FCC ID : H8NMAX2V1K
Equipment : WiFi 6E MDU Router
Model Name : MAX2V1K
Applicant : ASKEY COMPUTER CORPORATION
10F, No.119, Jiankang Rd., Zhonghe Dist., New Taipei City,
Taiwan
Manufacturer : ASKEY COMPUTER CORPORATION
10F, No.119, Jiankang Rd., Zhonghe Dist., New Taipei City,
Taiwan
Standard : 47 CFR FCC Part 15.247

The product was received on Mar. 09, 2023, and testing was started from Mar. 21, 2023 and completed on Apr. 07, 2023. We, SPORTON INTERNATIONAL INC. Hsinhua Laboratory, would like to declare that the tested sample has been evaluated in accordance with the procedures given in ANSI C63.10-2013 and shown compliance with the applicable technical standards.

The test results in this report apply exclusively to the tested model / sample. Without written approval of SPORTON INTERNATIONAL INC. Hsinhua Laboratory, the test report shall not be reproduced except in full.



Approved by: Ben Tesng

SPORTON INTERNATIONAL INC. Hsinhua Laboratory

No.52, Huaya 1st Rd., Guishan Dist., Taoyuan City 333411, Taiwan (R.O.C.)



Table of Contents

HISTORY OF THIS TEST REPORT3

SUMMARY OF TEST RESULT4

1 GENERAL DESCRIPTION5

1.1 Information.....5

1.2 Testing Applied Standards8

1.3 Testing Location Information8

1.4 Measurement Uncertainty8

2 TEST CONFIGURATION OF EUT.....9

2.1 Test Channel Mode9

2.2 The Worst Case Measurement Configuration10

2.3 Accessories11

2.4 Support Equipment.....11

2.5 Test Setup Diagram12

3 TRANSMITTER TEST RESULT14

3.1 AC Power-line Conducted Emissions14

3.2 DTS Bandwidth.....16

3.3 Maximum Conducted Output Power17

3.4 Power Spectral Density19

3.5 Emissions in Non-restricted Frequency Bands20

3.6 Emissions in Restricted Frequency Bands.....21

4 TEST EQUIPMENT AND CALIBRATION DATA.....25

APPENDIX A. TEST RESULTS OF AC POWER-LINE CONDUCTED EMISSIONS

APPENDIX B. TEST RESULTS OF DTS BANDWIDTH

APPENDIX C. TEST RESULTS OF MAXIMUM CONDUCTED OUTPUT POWER

APPENDIX D. TEST RESULTS OF POWER SPECTRAL DENSITY

APPENDIX E. TEST RESULTS OF EMISSIONS IN NON-RESTRICTED FREQUENCY BANDS

APPENDIX F. TEST RESULTS OF EMISSIONS IN RESTRICTED FREQUENCY BANDS

APPENDIX G. TEST RESULTS OF RADIATED EMISSION CO-LOCATION

APPENDIX H. TEST PHOTOS

PHOTOGRAPHS OF EUT V01



Summary of Test Result

| Report Clause | Ref. Std. Clause | Test Items | Result (PASS/FAIL) | Remark |
|---------------|------------------|---|--------------------|--------|
| 1.1.2 | 15.203 | Antenna Requirement | PASS | - |
| 3.1 | 15.207 | AC Power-line Conducted Emissions | PASS | - |
| 3.2 | 15.247(a) | DTS Bandwidth | PASS | - |
| 3.3 | 15.247(b) | Maximum Conducted Output Power | PASS | - |
| 3.4 | 15.247(e) | Power Spectral Density | PASS | - |
| 3.5 | 15.247(d) | Emissions in Non-restricted Frequency Bands | PASS | - |
| 3.6 | 15.247(d) | Emissions in Restricted Frequency Bands | PASS | - |

| |
|--|
| Declaration of Conformity: |
| The test results with all measurement uncertainty excluded are presented in accordance with the regulation limits or requirements declared by manufacturers. |
| Comments and explanations: |
| None |

Reviewed by: Ryan Hsiao

Report Producer: Amber Chiu



1 General Description

1.1 Information

1.1.1 RF General Information

| Frequency Range (MHz) | IEEE Std. | Ch. Frequency (MHz) | Channel Number |
|-----------------------|-----------|---------------------|----------------|
| 2400-2483.5 | 802.15.4 | 2405-2480 | 11-26 [16] |

| Band | Mode | BWch (MHz) | Nant |
|---------------|--------|------------|------|
| 2.4-2.4835GHz | Thread | 5 | 1TX |

Note:.

- ♦ Thread uses a O-QPSK (250kbps) modulation for DSSS.
- ♦ BWch is the nominal channel bandwidth.

1.1.2 Antenna Information

| Ant. | Brand | Model Name | Antenna Type | Connector | Support |
|------|------------|------------------|--------------|-----------|-----------|
| 1 | adant | STAR4245 | PIFA-Like | I-PEX | 2.4G |
| 2 | adant | STAR4245 | PIFA-Like | I-PEX | 2.4G |
| 3 | adant | STAR4245 | PIFA-Like | I-PEX | 2.4G |
| 4 | adant | STAR4245 | PIFA-Like | I-PEX | 2.4G |
| 5 | adant | STAR4245 | PIFA-Like | I-PEX | 5G |
| 6 | adant | STAR4245 | PIFA-Like | I-PEX | 5G |
| 7 | adant | STAR4245 | PIFA-Like | I-PEX | 5G |
| 8 | adant | STAR4245 | PIFA-Like | I-PEX | 5G |
| 9 | Galtronics | 02102475-07795-1 | PCB | I-PEX | 6G |
| 10 | Galtronics | 02102475-07795-2 | PCB | I-PEX | 6G |
| 11 | Galtronics | 02102475-07795-3 | PCB | I-PEX | 6G |
| 12 | Galtronics | 02102475-07795-4 | PCB | I-PEX | 6G |
| 13 | Galtronics | 02102073-07795-1 | PCB | I-PEX | BT+Thread |
| 14 | Galtronics | 02102073-07795-2 | PCB | I-PEX | Thread |



| Ant. | Port | Gain (dBi) | | | | | | | |
|------|------|------------|---------|----------|----------|---------|---------|-------|--------|
| | | 2.4G | U-NII-1 | U-NII-2A | U-NII-2C | U-NII-3 | U-NII-4 | BT | Thread |
| 1 | 1 | 4.7 | - | - | - | - | - | - | - |
| 2 | 2 | 5.8 | - | - | - | - | - | - | - |
| 3 | 3 | 5.5 | - | - | - | - | - | - | - |
| 4 | 4 | 4.8 | - | - | - | - | - | - | - |
| 5 | 1 | - | 5.5 | 5.5 | 5.3 | 4.9 | 4.9 | - | - |
| 6 | 2 | - | 5.8 | 5.8 | 5.9 | 5.5 | 5.5 | - | - |
| 7 | 3 | - | 5.8 | 5.8 | 5.9 | 5.7 | 5.7 | - | - |
| 8 | 4 | - | 5.6 | 5.6 | 5.0 | 5.4 | 5.4 | - | - |
| Ant. | Port | - | - | U-NII-5 | U-NII-6 | U-NII-7 | U-NII-8 | | |
| 9 | 1 | - | - | 5.555 | 5.539 | 5.259 | 4.785 | - | - |
| 10 | 2 | - | - | 4.931 | 4.494 | 3.604 | 4.123 | - | - |
| 11 | 3 | - | - | 5.382 | 5.247 | 4.903 | 4.711 | - | - |
| 12 | 4 | - | - | 3.534 | 3.451 | 4.063 | 4.325 | - | - |
| 13 | 1 | - | - | - | - | - | - | 3.355 | 3.355 |
| 14 | 2 | - | - | - | - | - | - | - | 4.950 |

Note 1: The EUT has fourteen antennas.

For 2.4GHz function:

For IEEE 802.11 b/g/n/VHT/ax mode (4TX/4RX)

Ant. 1 (port 1), Ant. 2 (port 2), Ant. 3 (port 3) and Ant. 4 (port 4) could transmit/receive simultaneously.

For 5GHz function:

For IEEE 802.11 a/n/ac/ax mode (4TX/4RX)

Ant. 5 (port 1), Ant. 6 (port 2), Ant. 7 (port 3) and Ant. 8 (port 4) could transmit/receive simultaneously.

For 6GHz function:

For IEEE 802.11 ax mode (4TX/4RX)

Ant. 9 (port 1), Ant. 10 (port 2), Ant. 11 (port 3) and Ant. 12 (port 4) could transmit/receive simultaneously.

For BT function:

For IEEE 802.15.1 Bluetooth mode (1TX/1RX)

Ant. 13 (port 1) could transmit/receive simultaneously.

For Thread function:

For IEEE 802.15.4 Thread mode (2TX/2RX)

Ant. 13 (port 1) and Ant. 14 (port 2) could transmit/receive simultaneously.

Note 2: Directional gain information

| | Maximum Output Power | Power Spectral Density |
|---------------|---|--|
| Non-BF | Directional gain = Max.gain + array gain. For power measurements on IEEE 802.11 devices Array Gain = 0 dB (i.e., no array gain) for N ANT ≤ 4 | $DirectionalGain = 10 \cdot \log \left[\frac{\sum_{j=1}^{N_{BS}} \left\{ \sum_{k=1}^{N_{ANT}} g_{j,k} \right\}^2}{N_{ANT}} \right]$ |
| BF | $DirectionalGain = 10 \cdot \log \left[\frac{\sum_{j=1}^{N_{BS}} \left\{ \sum_{k=1}^{N_{ANT}} g_{j,k} \right\}^2}{N_{ANT}} \right]$ | $DirectionalGain = 10 \cdot \log \left[\frac{\sum_{j=1}^{N_{BS}} \left\{ \sum_{k=1}^{N_{ANT}} g_{j,k} \right\}^2}{N_{ANT}} \right]$ |

1.1.3 EUT Information

| Operational Condition | | | |
|-------------------------------------|---|---|--|
| EUT Power Type | From PoE | | |
| EUT Function | <input checked="" type="checkbox"/> Point-to-multipoint | <input type="checkbox"/> Point-to-point | |
| Type of EUT | | | |
| <input checked="" type="checkbox"/> | Stand-alone | | |
| <input type="checkbox"/> | Combined (EUT where the radio part is fully integrated within another device) | | |
| | Combined Equipment - Brand Name / Model No.: ... | | |
| <input type="checkbox"/> | Plug-in radio (EUT intended for a variety of host systems) | | |
| | Host System - Brand Name / Model No.: ... | | |
| <input type="checkbox"/> | Other: | | |

1.1.4 Mode Test Duty Cycle

| Mode | DC | DCF(dB) | T(s) | VBW(Hz) ≥ 1/T |
|-------------------|-------|---------|----------|---------------|
| Thread_1TX(Port1) | 0.449 | 3.48 | 916.875u | 3k |
| Thread_1TX(Port2) | 0.428 | 3.69 | 914.375u | 3k |

Note. If DC < 0.98, the DCF was added while measuring Output power and PSD.

1.2 Testing Applied Standards

According to the specifications of the manufacturer, the EUT must comply with the requirements of the following standards:

- ◆ 47 CFR FCC Part 15
- ◆ ANSI C63.10-2013

The following reference test guidance is not within the scope of accreditation of TAF:

- ◆ KDB 558074 D01 v05r02
- ◆ KDB 414788 D01 v01r01

1.3 Testing Location Information

| Test Lab. : Sporton International Inc. Hsinhua Laboratory | | | | |
|---|-----------------------------|---|--------------------------|-------------------------|
| <input checked="" type="checkbox"/> | Hsinhua (TAF: 3785) | ADD: No.52, Huaya 1st Rd., Guishan Dist., Taoyuan City 333411, Taiwan (R.O.C.) | | |
| | | TEL: 886-3-327-3456 | FAX: 886-3-327-0973 | |
| Test site Designation No. TW3785 with FCC. | | | | |
| Test Condition | Test Site No. | Test Engineer | Test Environment | Test Date |
| AC Conduction | CO04-HY | Edward Wang | 22.6~23.4°C / 54.7~56.3% | 03/Apr/2023 |
| RF Conducted | TH07-HY | Xie Xun | 24.2~24.9°C / 54~59% | 22/Mar/2023 |
| Radiated | 03CH24-HY | Simon Cheng | 22.2~23.4°C / 50~52% | 21/Mar/2023~26/Mar/2023 |
| <input checked="" type="checkbox"/> | Wen 33rd.St. (TAF: 3785) | ADD: No.14-1, Ln. 19, Wen 33rd St., Guishan Dist., Taoyuan City 333010, Taiwan (R.O.C.) | | |
| | | TEL: 886-3-318-0787 | FAX: 886-3-318-0287 | |
| Test site Designation No. TW0008 with FCC. | | | | |
| Test Condition | Test Site No. | Test Engineer | Test Environment | Test Date |
| Radiated (Co-location) | 03CH09-HY | Henry Ho | 22.2~23.4°C / 50~52% | 07/Apr/2023 |

1.4 Measurement Uncertainty

ISO/IEC 17025 requires that an estimate of the measurement uncertainties associated with the emissions test results be included in the report. The measurement uncertainties given below are based on a 95% confidence level (based on a coverage factor (k=2))

| Test Items | Uncertainty | Remark |
|---|-------------|--------------------------|
| AC Power-line Conducted Emissions | 4.53 dB | Confidence levels of 95% |
| Bandwidth | 3 MHz | Confidence levels of 95% |
| Maximum Conducted Output Power | 2 dB | Confidence levels of 95% |
| Power Spectral Density | 2 dB | Confidence levels of 95% |
| Emissions in Non-restricted Frequency Bands | 0.14 dB | Confidence levels of 95% |
| Emissions in Restricted Frequency Bands | 4.8 dB | Confidence levels of 95% |
| Temperature | 0.41 °C | Confidence levels of 95% |
| Humidity | 3.4 % | Confidence levels of 95% |



2 Test Configuration of EUT




2.1 Test Channel Mode

| | |
|------------------------------|----------------------|
| Test Software Version | Dos 6.1 |
| Mode | Power Setting |
| Thread_1TX(Port1) | - |
| 2405MHz | 200 |
| 2440MHz | 200 |
| 2475MHz | 200 |
| 2480MHz | 164 |
| Thread_1TX(Port2) | - |
| 2405MHz | 200 |
| 2440MHz | 200 |
| 2475MHz | 200 |
| 2480MHz | 124 |

2.2 The Worst Case Measurement Configuration

| The Worst Case Mode for Following Conformance Tests | |
|---|---|
| Tests Item | AC power-line conducted emissions |
| Condition | AC power-line conducted measurement for line and neutral Test Voltage: 120Vac / 60Hz |
| Operating Mode | CTX |
| 1 | PoE Mode |

| The Worst Case Mode for Following Conformance Tests | |
|---|--|
| Tests Item | DTS Bandwidth Maximum Conducted Output Power Power Spectral Density Emissions in Non-restricted Frequency Bands |
| Test Condition | Conducted measurement at transmit chains |

| The Worst Case Mode for Following Conformance Tests | | | |
|---|---|--|---|
| Tests Item | Emissions in Restricted Frequency Bands | | |
| Test Condition | Radiated measurement If EUT consist of multiple antenna assembly (multiple antenna are used in EUT regardless of spatial multiplexing MIMO configuration), the radiated test should be performed with highest antenna gain of each antenna type. | | |
| Operating Mode < 1GHz | CTX | | |
| 1 | PoE Mode | | |
| Operating Mode > 1GHz | CTX | | |
| Orthogonal Planes of EUT | X Plane | Y Plane | Z Plane |
| |  |  |  |
| Worst Planes of EUT | V | | |

| The Worst Case Mode for Following Conformance Tests | |
|---|------------------------------------|
| Tests Item | Simultaneous Transmission Analysis |
| Test Condition | Radiated measurement |
| Operating Mode | CTX |
| 1 | 2.4G+5G+6E+BT |
| 2 | 2.4G+5G+6E+Thread |

Refer to Sporton Test Report No.: FA330713 for Co-location RF Exposure Evaluation and Appendix G for Radiated Emission Co-location.

2.3 Accessories

| Accessories | | | | | |
|-------------|--------------|---|------------|------------|--|
| PoE | Brand Name | DELTA | Model Name | ADH-45AR N | |
| | Power Rating | I/P: 100 - 240Vac, 1.5A, O/P: 56.0Vdc, 0.805A | | | |

Reminder: Regarding to more detail and other information, please refer to user manual.


2.4 Support Equipment

| Support Equipment – AC Conduction | | | | | |
|-----------------------------------|----------------|------------|---------------|--------|--------|
| No. | Equipment | Brand Name | Model Name | FCC ID | Remark |
| 1 | RJ45 cable | Power sync | CAT-6E-10 | - | - |
| 2 | AC Power cable | I-SHENG | AC CORD 600mm | - | - |
| 3 | RJ45 cable | Power sync | CAT-6E-10 | - | - |

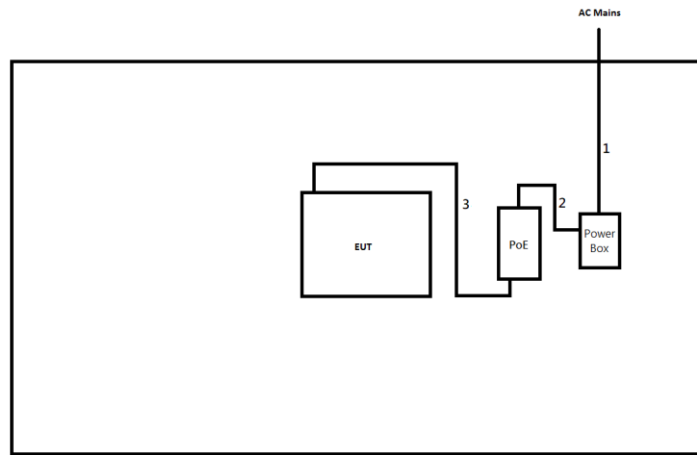
| Support Equipment – Conducted | | | | | |
|-------------------------------|----------------|------------|------------|--------|--------|
| No. | Equipment | Brand Name | Model Name | FCC ID | Remark |
| 1 | Notebook | DELL | E5410 | - | - |
| 2 | Adapter for NB | DELL | HA65NM130 | - | - |

| Support Equipment – Radiated | | | | | |
|------------------------------|----------------|------------|---------------|--------|--------|
| No. | Equipment | Brand Name | Model Name | FCC ID | Remark |
| 1 | RJ45 cable | Power sync | CAT-6E-10 | - | - |
| 2 | AC Power cable | I-SHENG | AC CORD 600mm | - | - |
| 3 | RJ45 cable | Power sync | CAT-6E-10 | - | - |

2.5 Test Setup Diagram



Test Setup Diagram - Radiated Test



| Item | Connection | Shielded | Length(m) | Remark |
|------|----------------|----------|-----------|--------|
| 1 | AC Power cable | No | 1.8 | - |
| 2 | AC Power cable | No | 1.8 | - |
| 3 | RJ45 cable | No | 1.5 | - |



3 Transmitter Test Result

3.1 AC Power-line Conducted Emissions

3.1.1 AC Power-line Conducted Emissions Limit

| AC Power-line Conducted Emissions Limit | | |
|---|------------|-----------|
| Frequency Emission (MHz) | Quasi-Peak | Average |
| 0.15-0.5 | 66 - 56 * | 56 - 46 * |
| 0.5-5 | 56 | 46 |
| 5-30 | 60 | 50 |

Note 1: * Decreases with the logarithm of the frequency.

3.1.2 Measuring Instruments

Refer a test equipment and calibration data table in this test report.

3.1.3 Test Procedures

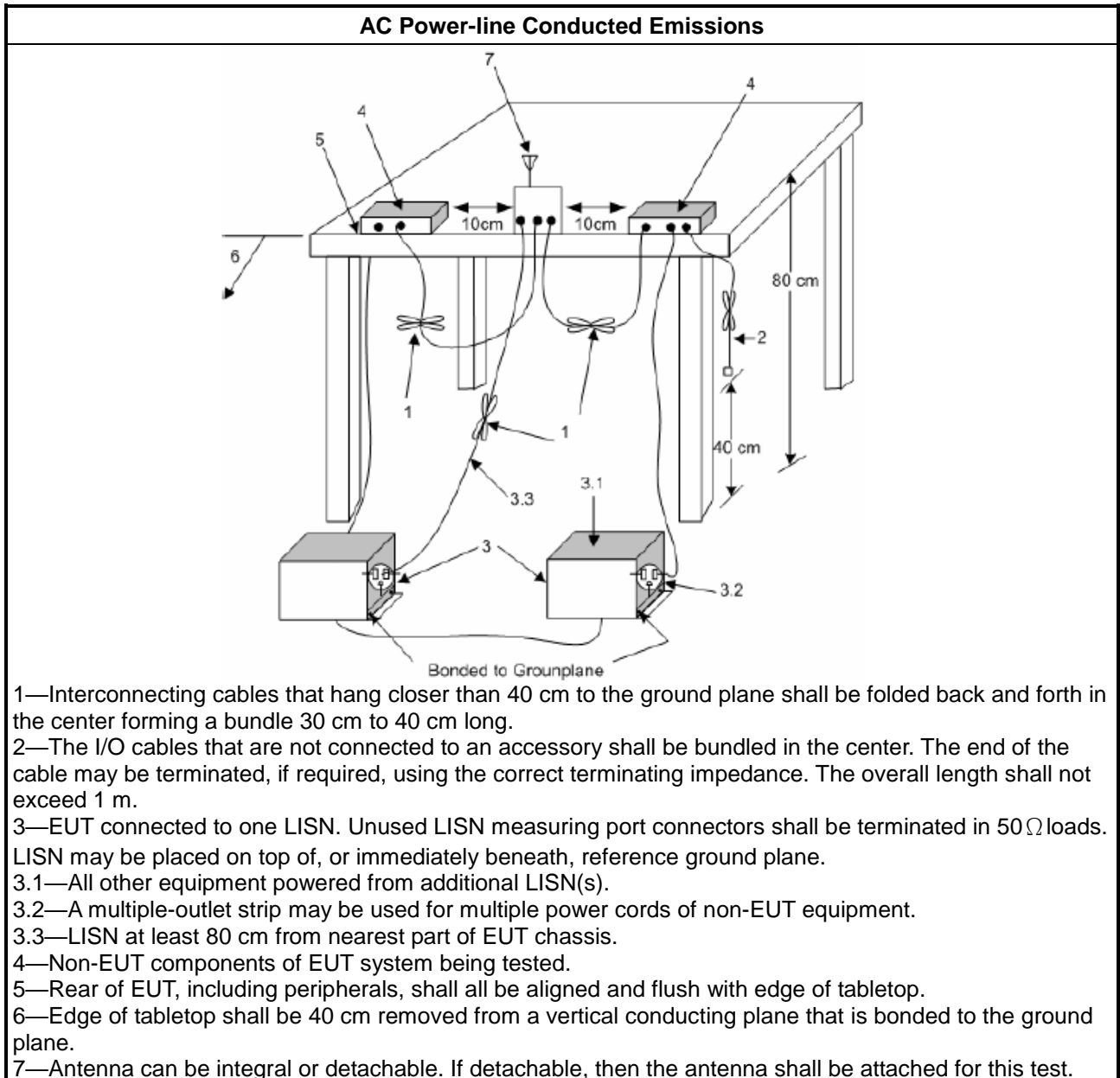
| Test Method |
|--|
| <input checked="" type="checkbox"/> Refer as ANSI C63.10-2013, clause 6.2 for AC power-line conducted emissions. |

3.1.4 Measurement Results Calculation

The measured Level is calculated using:

Corrected Reading: Raw(Read Level) + LISN(LISN Factor) + CL(Cable Loss) + AT(Attenuator).

3.1.5 Test Setup



3.1.6 Test Result of AC Power-line Conducted Emissions

Refer as Appendix A

3.2 DTS Bandwidth

3.2.1 6dB Bandwidth Limit

| 6dB Bandwidth Limit |
|---|
| Systems using digital modulation techniques: |
| <ul style="list-style-type: none"> ▪ 6 dB bandwidth \geq 500 kHz. |

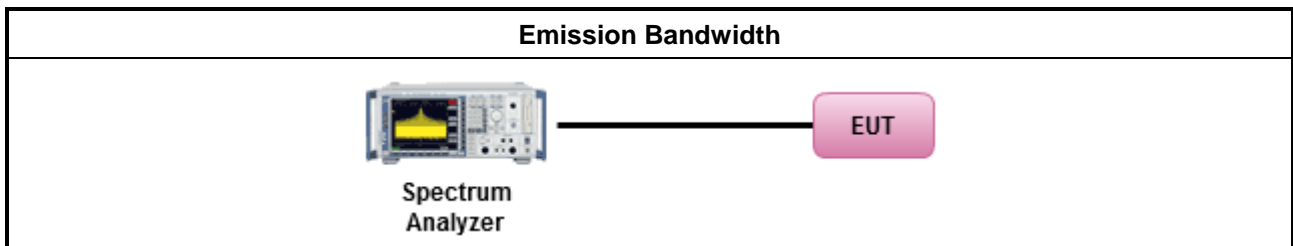
3.2.2 Measuring Instruments

Refer a test equipment and calibration data table in this test report.

3.2.3 Test Procedures

| Test Method |
|--|
| <ul style="list-style-type: none"> ▪ For the emission bandwidth shall be measured using one of the options below: |
| <input checked="" type="checkbox"/> Refer as KDB 558074, clause 8.2 (11.8 of ANSI C63.10) DTS bandwidth measurement. |
| <input type="checkbox"/> Refer as RSS-Gen, clause 6.7 for for occupied bandwidth testing. |
| <input type="checkbox"/> Refer as ANSI C63.10, clause 6.9.3 for occupied bandwidth testing. |

3.2.4 Test Setup



3.2.5 Test Result of Emission Bandwidth

Refer as Appendix B

3.3 Maximum Conducted Output Power

3.3.1 Maximum Conducted Output Power Limit

| Maximum Conducted Output Power Limit | |
|---|---|
| | <ul style="list-style-type: none"> ▪ If $G_{TX} \leq 6$ dBi, then $P_{Out} \leq 30$ dBm (1 W) |
| | <ul style="list-style-type: none"> ▪ Point-to-multipoint systems (P2M): If $G_{TX} > 6$ dBi, then $P_{Out} = 30 - (G_{TX} - 6)$ dBm |
| | <ul style="list-style-type: none"> ▪ Point-to-point systems (P2P): If $G_{TX} > 6$ dBi, then $P_{Out} = 30 - (G_{TX} - 6)/3$ dBm |
| | <ul style="list-style-type: none"> ▪ Smart antenna system (SAS): |
| | <ul style="list-style-type: none"> - Single beam: If $G_{TX} > 6$ dBi, then $P_{Out} = 30 - (G_{TX} - 6)/3$ dBm |
| | <ul style="list-style-type: none"> - Overlap beam: If $G_{TX} > 6$ dBi, then $P_{Out} = 30 - (G_{TX} - 6)/3$ dBm |
| | <ul style="list-style-type: none"> - Aggregate power on all beams: If $G_{TX} > 6$ dBi, then $P_{Out} = 30 - (G_{TX} - 6)/3 + 8$ dB dBm |
| e.i.r.p. Power Limit: | |
| | <ul style="list-style-type: none"> ▪ 2400-2483.5 MHz Band |
| | <ul style="list-style-type: none"> ▪ Point-to-multipoint systems (P2M): $P_{eirp} \leq 36$ dBm (4 W) |
| | <ul style="list-style-type: none"> ▪ Point-to-point systems (P2P): $P_{eirp} \leq \text{MAX}(36, [P_{Out} + G_{TX}])$ dBm |
| | <ul style="list-style-type: none"> ▪ Smart antenna system (SAS) |
| | <ul style="list-style-type: none"> - Single beam: $P_{eirp} \leq \text{MAX}(36, P_{Out} + G_{TX})$ dBm |
| | <ul style="list-style-type: none"> - Overlap beam: $P_{eirp} \leq \text{MAX}(36, P_{Out} + G_{TX})$ dBm |
| | <ul style="list-style-type: none"> - Aggregate power on all beams: $P_{eirp} \leq \text{MAX}(36, [P_{Out} + G_{TX} + 8])$ dBm |
| P_{Out} = maximum peak conducted output power or maximum conducted output power in dBm, G_{TX} = the maximum transmitting antenna directional gain in dBi. | |

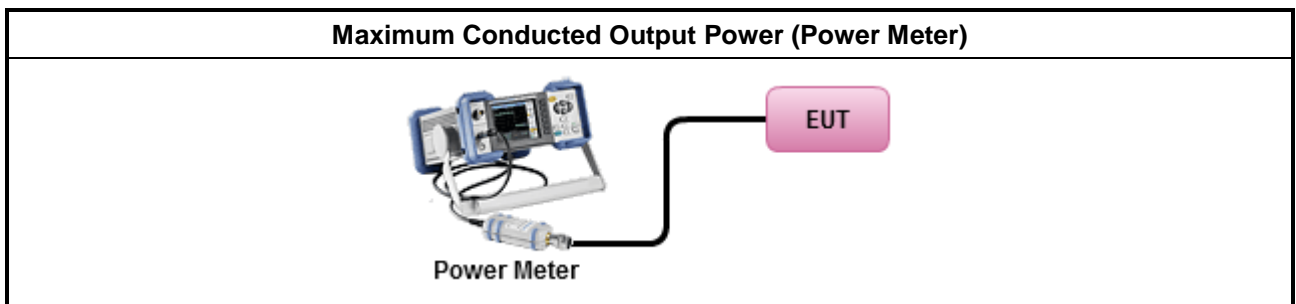
3.3.2 Measuring Instruments

Refer a test equipment and calibration data table in this test report.

3.3.3 Test Procedures

| Test Method | |
|--|---|
| <ul style="list-style-type: none"> ▪ Maximum Peak Conducted Output Power | |
| <input type="checkbox"/> | Refer as KDB 558074, clause 8.3.1.1 (11.9.1.1 of ANSI C63.10) RBW ≥ EBW method. |
| <input type="checkbox"/> | Refer as KDB 558074, clause 8.3.1.2 (11.9.1.2 of ANSI C63.10) integrated band power method. |
| <input type="checkbox"/> | Refer as KDB 558074, clause 8.3.1.3 (11.9.1.3 of ANSI C63.10) peak power meter. |
| <ul style="list-style-type: none"> ▪ Maximum Average Conducted Output Power | |
| <input type="checkbox"/> | Refer as KDB 558074, clause 8.3.2.2 (11.9.2.2 of ANSI C63.10) using a spectrum analyzer. |
| <input checked="" type="checkbox"/> | Refer as KDB 558074, clause 8.3.2.3 (11.9.2.3 of ANSI C63.10) using a power meter. |
| <ul style="list-style-type: none"> ▪ For conducted measurement. | |
| <ul style="list-style-type: none"> ▪ If the EUT supports multiple transmit chains using options given below: Refer as KDB 662911, In-band power measurements. Using the measure-and-sum approach, measured all transmit ports individually. Sum the power (in linear power units e.g., mW) of all ports for each individual sample and save them. | |
| <ul style="list-style-type: none"> ▪ If multiple transmit chains, EIRP calculation could be following as methods: $P_{total} = P_1 + P_2 + \dots + P_n$ (calculated in linear unit [mW] and transfer to log unit [dBm]) $EIRP_{total} = P_{total} + DG$ | |

3.3.4 Test Setup



3.3.5 Test Result of Maximum Conducted Output Power

Refer as Appendix C

3.4 Power Spectral Density

3.4.1 Power Spectral Density Limit

| Power Spectral Density Limit |
|---|
| <ul style="list-style-type: none"> Power Spectral Density (PSD) ≤ 8 dBm/3kHz |

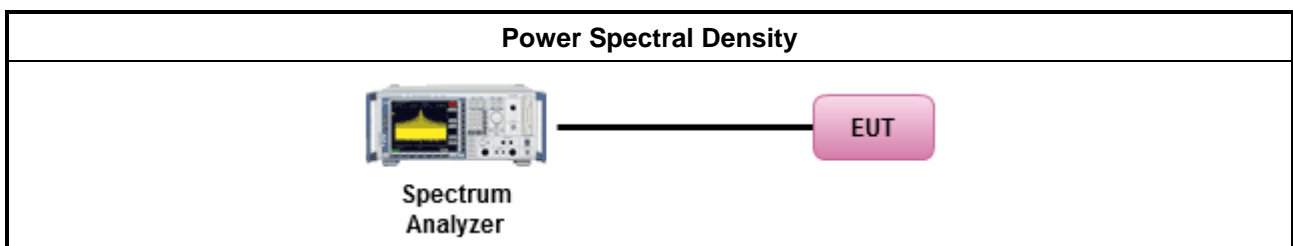
3.4.2 Measuring Instruments

Refer a test equipment and calibration data table in this test report.

3.4.3 Test Procedures

| Test Method | |
|-------------------------------------|--|
| | <ul style="list-style-type: none"> Peak power spectral density procedures that the same method as used to determine the conducted output power. If maximum peak conducted output power was measured to demonstrate compliance to the output power limit, then the peak PSD procedure below (Method PKPSD) shall be used. If maximum conducted output power was measured to demonstrate compliance to the output power limit, then one of the average PSD procedures shall be used, as applicable based on the following criteria (the peak PSD procedure is also an acceptable option). |
| <input checked="" type="checkbox"/> | Refer as KDB 558074, clause 8.4 (11.10 of ANSI C63.10) Max. PSD. |
| | <ul style="list-style-type: none"> For conducted measurement. |
| | <ul style="list-style-type: none"> If The EUT supports multiple transmit chains using options given below: |
| | <ul style="list-style-type: none"> Measure and sum the spectra across the outputs. Refer as KDB 662911, In-band power spectral density (PSD). Sample all transmit ports simultaneously using a spectrum analyzer for each transmit port. Where the trace bin-by-bin of each transmit port summing can be performed. (i.e., in the first spectral bin of output 1 is summed with that in the first spectral bin of output 2 and that from the first spectral bin of output 3, and so on up to the NTX output to obtain the value for the first frequency bin of the summed spectrum.). Add up the amplitude (power) values for the different transmit chains and use this as the new data trace. |

3.4.4 Test Setup



3.4.5 Test Result of Power Spectral Density

Refer as Appendix D

3.5 Emissions in Non-restricted Frequency Bands

3.5.1 Emissions in Non-restricted Frequency Bands Limit

| Un-restricted Band Emissions Limit | |
|------------------------------------|------------|
| RF output power procedure | Limit (dB) |
| Peak output power procedure | 20 |
| Average output power procedure | 30 |

Note 1: If the peak output power procedure is used to measure the fundamental emission power to demonstrate compliance to requirements, then the peak conducted output power measured within any 100 kHz outside the authorized frequency band shall be attenuated by at least 20 dB relative to the maximum measured in-band peak level.

Note 2: If the average output power procedure is used to measure the fundamental emission power to demonstrate compliance to requirements, then the power in any 100 kHz outside of the authorized frequency band shall be attenuated by at least 30 dB relative to the maximum measured in-band average level.

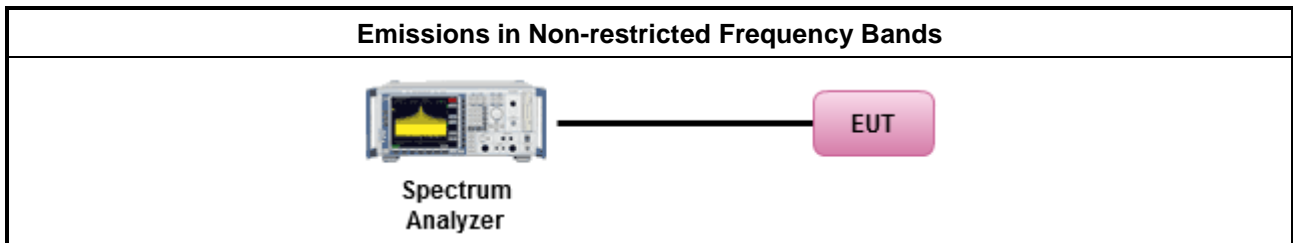
3.5.2 Measuring Instruments

Refer a test equipment and calibration data table in this test report.

3.5.3 Test Procedures

| Test Method |
|--|
| <ul style="list-style-type: none"> Refer as KDB 558074, clause 8.5 (11.11 of ANSI C63.10) for non-restricted frequency bands. |

3.5.4 Test Setup



3.5.5 Test Result of Emissions in Non-restricted Frequency Bands

Refer as Appendix E

3.6 Emissions in Restricted Frequency Bands

3.6.1 Emissions in Restricted Frequency Bands Limit

| Restricted Band Emissions Limit | | | |
|---------------------------------|-----------------------|-------------------------|----------------------|
| Frequency Range (MHz) | Field Strength (uV/m) | Field Strength (dBuV/m) | Measure Distance (m) |
| 0.009~0.490 | 2400/F(kHz) | 48.5 - 13.8 | 300 |
| 0.490~1.705 | 24000/F(kHz) | 33.8 - 23 | 30 |
| 1.705~30.0 | 30 | 29 | 30 |
| 30~88 | 100 | 40 | 3 |
| 88~216 | 150 | 43.5 | 3 |
| 216~960 | 200 | 46 | 3 |
| Above 960 | 500 | 54 | 3 |

Note 1: Test distance for frequencies at or above 30 MHz, measurements may be performed at a distance other than the limit distance provided they are not performed in the near field and the emissions to be measured can be detected by the measurement equipment. When performing measurements at a distance other than that specified, the results shall be extrapolated to the specified distance using an extrapolation factor of 20 dB/decade (inverse of linear distance for field-strength measurements, inverse of linear distance-squared for power-density measurements).

Note 2: Test distance for frequencies at below 30 MHz, measurements may be performed at a distance closer than the EUT limit distance; however, an attempt should be made to avoid making measurements in the near field. When performing measurements below 30 MHz at a closer distance than the limit distance, the results shall be extrapolated to the specified distance by either making measurements at a minimum of two or more distances on at least one radial to determine the proper extrapolation factor or by using the square of an inverse linear distance extrapolation factor (40 dB/decade). The test report shall specify the extrapolation method used to determine compliance of the EUT.

Note 3: Using the distance of 1m during the test for above 18 GHz, and the test value to correct for the distance factor at 3m.

3.6.2 Measuring Instruments

Refer a test equipment and calibration data table in this test report.

3.6.3 Test Procedures

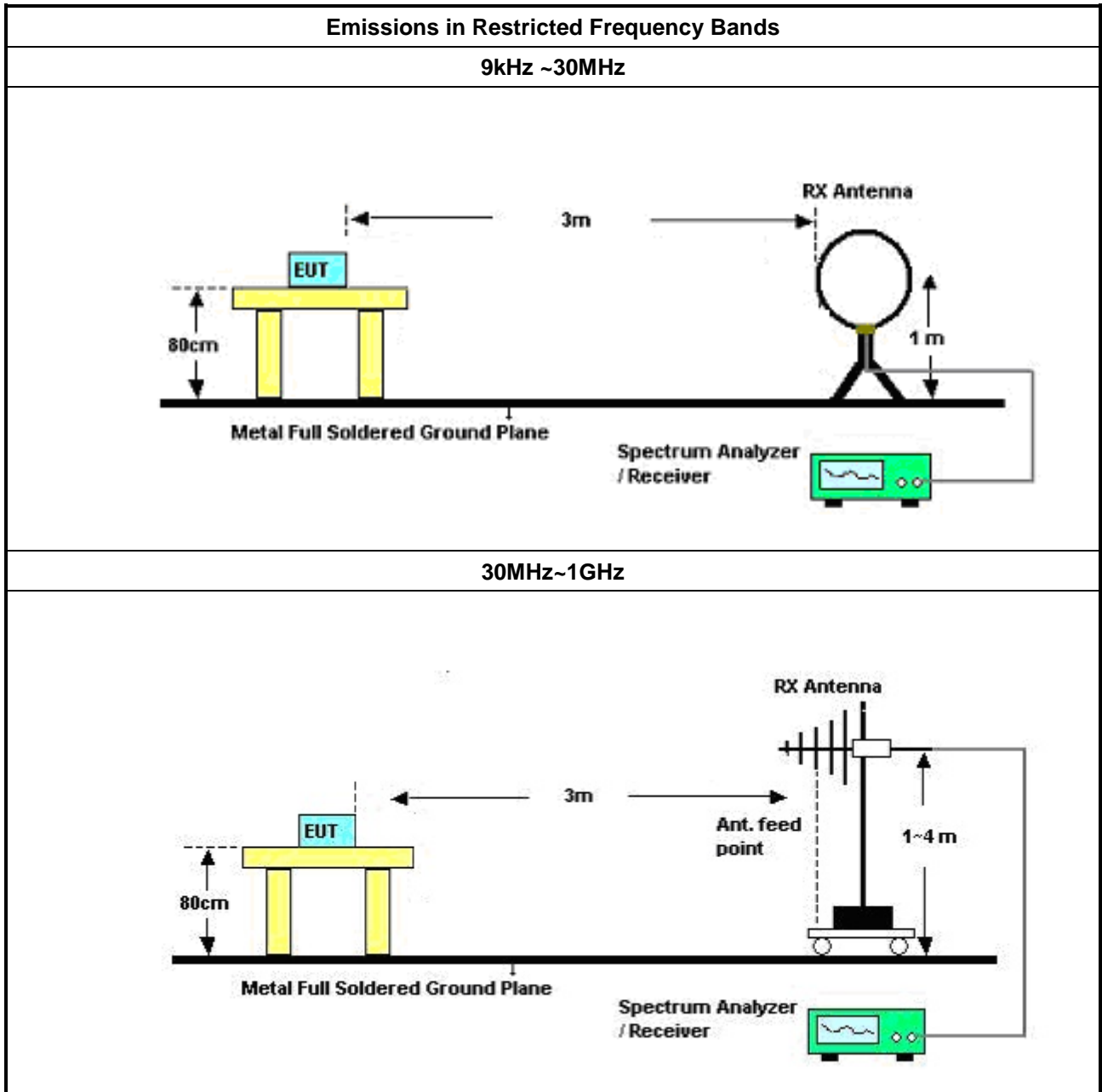
| Test Method | |
|--------------------|--|
| | <ul style="list-style-type: none"> ▪ The average emission levels shall be measured in [duty cycle ≥ 98 or duty factor]. |
| | <ul style="list-style-type: none"> ▪ Refer as ANSI C63.10, clause 6.10.3 band-edge testing shall be performed at the lowest frequency channel and highest frequency channel within the allowed operating band. |
| | <ul style="list-style-type: none"> ▪ For the transmitter unwanted emissions shall be measured using following options below: |
| | <ul style="list-style-type: none"> ▪ Refer as KDB 558074, clause 8.6 (11.12 of ANSI C63.10) for restricted frequency bands. |
| | <ul style="list-style-type: none"> ▪ For the transmitter band-edge emissions shall be measured using following options below: |
| | <ul style="list-style-type: none"> ▪ Refer as KDB 558074 clause 8.7.1, When the performing peak or average radiated measurements, emissions within 2 MHz of the authorized band edge may be measured using the marker-delta method described below. |
| | <ul style="list-style-type: none"> ▪ Refer as KDB 558074, clause 8.7.2 (6.10.6 of ANSI C63.10) for marker-delta method for band-edge measurements. |
| | <ul style="list-style-type: none"> ▪ Refer as KDB 558074, clause 8.7.3 for narrower resolution bandwidth (100kHz) using the band power and summing the spectral levels (i.e., 1 MHz). |
| | <ul style="list-style-type: none"> ▪ Use the following spectrum analyzer settings: |
| | <ul style="list-style-type: none"> ▪ Set RBW=100 kHz for f < 1 GHz; VBW=3 * RBW; Sweep = auto; Detector function = peak; Trace = max hold. |
| | <ul style="list-style-type: none"> ▪ Set RBW = 1 MHz, VBW= 3MHz for f ≥ 1 GHz for peak measurement. For average measurement, refer as 1.1.4. |
| | <ul style="list-style-type: none"> ▪ KDB 414788 Open-Field Test Sites and Chamber Correlation Justification. |
| | <ul style="list-style-type: none"> ▪ Based on FCC 15.31(f)(2): measurements may be performed at a distance closer than that specified in regulations; however, an attempt should be made to avoid making measurements in the near field. |
| | <ul style="list-style-type: none"> ▪ Open-field site and chamber correlation testing had been performed and chamber measured test result is the worst case test result. |

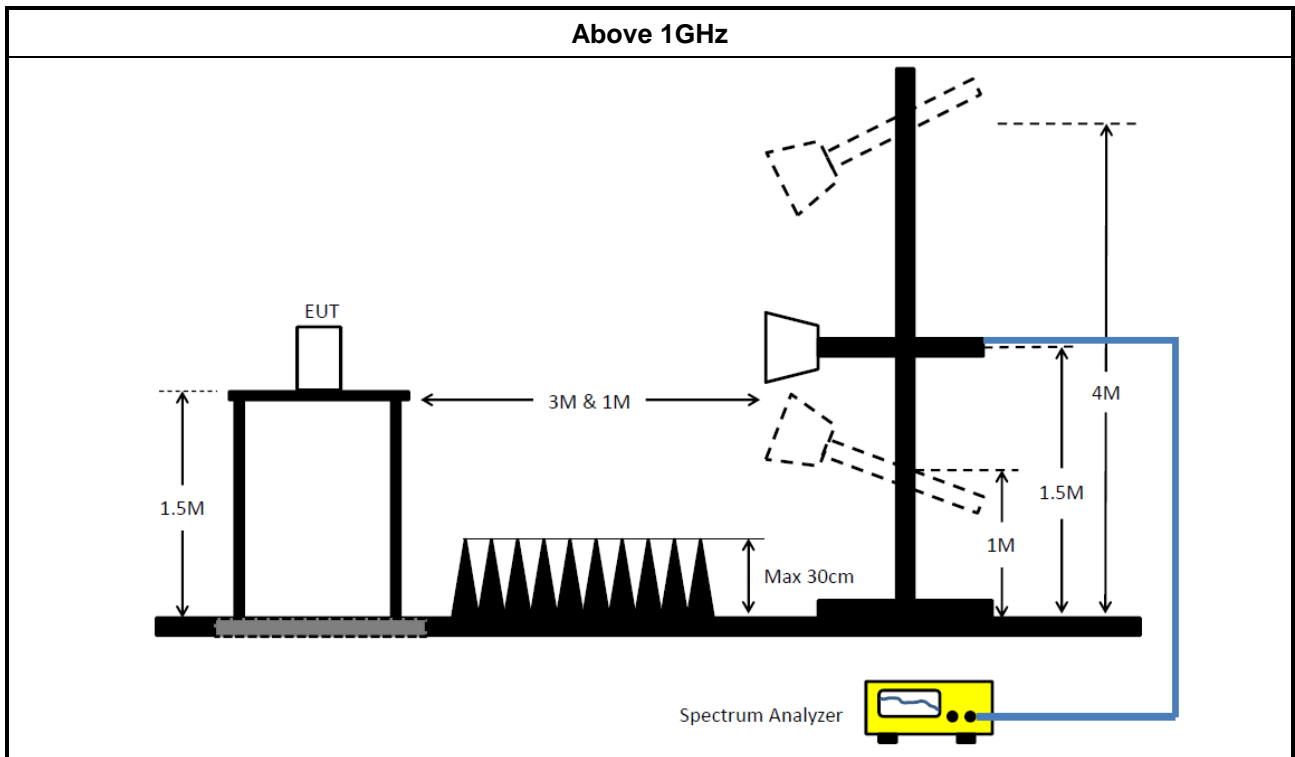
3.6.4 Measurement Results Calculation

The measured Level is calculated using:

Corrected Reading: Raw(Read Level) + AF(Antenna Factor) + CL(Cable Loss) - PA(Preamp Factor)

3.6.5 Test Setup





3.6.6 Test Result of Emissions in Restricted Frequency Bands (Below 30MHz)

The amplitude of spurious emissions which are attenuated by more than 20dB below the permissible value has no need to be reported.

3.6.7 Test Result of Emissions in Restricted Frequency Bands

Refer as Appendix F



4 Test Equipment and Calibration Data

Instrument for AC Conduction

| Instrument | Manufacturer /Brand | Model No. | Serial No. | Spec. | Calibration Date | Calibration Due Date |
|-----------------------------------|---------------------|-------------|---------------|---------------|------------------|----------------------|
| EMI Test Receiver | R&S | ESR | 102051 | 9kHz ~ 3.6GHz | 13/May/2022 | 12/May/2023 |
| Two-Line V-Network | R&S | ENV 216 | 100003 | 9kHz ~ 30MHz | 16/Feb/2023 | 15/Feb/2024 |
| RF Cable 5m | TITAN | TITAN | CO04-cable-01 | 9 kHz~200MHz | 28/Feb/2023 | 27/Feb/2024 |
| Impuls Begrenzer Pulse Limiter | SCHWARZBECK | VTSD 9561-F | 9561-F041 | 9kHz ~ 30MHz | 25/Oct/2022 | 24/Oct/2023 |
| Software | Sporton | SENSE-EMI | V5.10.8.7 | - | NCR | NCR |

NCR: No Calibration Required

Instrument for Conducted Test

| Instrument | Manufacturer /Brand | Model No. | Serial No. | Spec. | Calibration Date | Calibration Due Date |
|-----------------------------|---------------------|-----------|------------|--------------|------------------|----------------------|
| Signal Analyzer | R&S | FSV 40 | 101515 | 10Hz~40GHz | 14/Feb/2023 | 13/Feb/2024 |
| SMB100A Signal Generator | R&S | SMB100A | 181147 | 100kHz~40GHz | 21/Oct/2022 | 20/Oct/2023 |
| Pulse Sensor | Anritsu | MA2411B | 1339407 | 300MHz~40GHz | 14/Dec/2022 | 13/Dec/2023 |
| Power Meter | Anritsu | ML2495A | 1517010 | 300MHz~40GHz | 14/Dec/2022 | 13/Dec/2023 |
| SENSE-15247_DTS | Sporton | V5.11.5 | N/A | N/A | N/A | N/A |



Instrument for Radiated Test

| Instrument | Manufacturer /Brand | Model No. | Serial No. | Spec. | Calibration Date | Calibration Due Date |
|----------------------------------|---------------------|----------------------|-----------------|----------------|------------------|----------------------|
| Signal Analyzer | ROHDE&SCHWARZ | FSV3044 | 101345 | 10Hz~44GHz | 17/Aug/2022 | 16/Aug/2023 |
| Amplifier | EM | EM01G18G | 060870 | 1GHz ~18GHz | 11/Aug/2022 | 10/Aug/2023 |
| Amplifier | EM | EM18G40GA | 060874 | 18GHz ~40GHz | 23/Aug/2022 | 22/Aug/2023 |
| Pre-Amplifier | Agilent | 8447D | 2944A06292 | 30MHz~1GHz | 27/Apr/2022 | 26/Apr/2023 |
| Bilog Antenna & 6dB Attenuator | TESEQ / Woken | CBL 6112D / 00800N1D | 35376 / 02 | 30MHz~1GHz | 23/Apr/2022 | 22/Apr/2023 |
| Broadband Horn Antenna | SCHWARZBECK | BBHA 9170 | 01248 | 18GHz~40GHz | 22/Aug/2022 | 21/Aug/2023 |
| Double Ridged Guide Horn Antenna | SCHWARZBECK | BBHA 9120 D | 02744 | 1GHz ~18GHz | 09/Aug/2022 | 08/Aug/2023 |
| N.S.A. Measurement | TDK | 3m SAC | 03CH24-HY | 30MHz ~1GHz 3M | 24/Aug/2022 | 23/Aug/2023 |
| RF Cable 2.5m | HUBER+SUHNER | SUOFLEX 102 | 03CH24-cable-03 | 1GHz ~40GHz | 25/Jul/2022 | 24/Jul/2023 |
| RF Cable 5.0m | HUBER+SUHNER | SUOFLEX 102 | 03CH24-cable-04 | 1GHz ~40GHz | 25/Jul/2022 | 24/Jul/2023 |
| RF Cable 2.5m | HUBER+SUHNER | SUOFLEX 104 | 03CH24-cable-01 | 9kHz~18GHz | 25/Jul/2022 | 24/Jul/2023 |
| RF Cable 7.0m | HUBER+SUHNER | SUOFLEX 104 | 03CH24-cable-02 | 9kHz~18GHz | 25/Jul/2022 | 24/Jul/2023 |
| Site V.S.W.R | TDK | SAC-3M | 03CH24-HY | 1GHz~18GHz 3M | 05/Sep/2023 | 04/Sep/2023 |
| Loop Antenna | R&S | HFH2-Z2 | 100330 | 9kHz~30MHz | 01/Nov/2022 | 31/Oct/2023 |
| EMI Test Receiver | R&S | ESR | 102052 | 9kHz~3.6GHz | 30/May/2022 | 29/May/2023 |
| SENSE-15247_DTS | Sporton | v5.11 | NA | NA | NA | NA |

Instrument for Radiated Test (Co-location)

| Instrument | Manufacturer /Brand | Model No. | Serial No. | Spec. | Calibration Date | Calibration Due Date |
|----------------------------------|---------------------|-------------|------------------|---------------|------------------|----------------------|
| Site V.S.W.R | Riken | SAC-3M | 03CH09-HY | 1GHz~18GHz 3m | 14/Mar/2023 | 13/Mar/2024 |
| EXA Signal Analyzer | KEYSIGHT | N9010A | MY54200885 | 10Hz~44GHz | 11/Aug/2022 | 10/Aug/2023 |
| Microwave Preampifier | Agilent | 8449B | 3008A02096 | 1GHz~26.5GHz | 22/Jul/2022 | 21/Jul/2023 |
| Double Ridged Guide Horn Antenna | SCHWARZBECK | BBHA 9120 D | BBHA 9120 D 1531 | 1GHz~18GHz | 30/Dec/2022 | 29/Dec/2023 |
| RF CABLE 5m+3m+1m | HUBER+SUHNER | SUCOFLEX104 | 03CH09-cable-02 | 1GHz~40GHz | 21/Feb/2023 | 20/Feb/2024 |
| Broadband Horn Antenna | SCHWARZBECK | BBHA 9170 | BBHA 9170154 | 18GHz~40GHz | 14/May/2022 | 13/May/2023 |
| Microwave Prempifier | EMC INSTRUMENTS | EM18G40G | 060604 | 18GHz ~ 40GHz | 16/Mar/2023 | 15/Mar/2024 |
| SENSE-EMI | Sporton | Sporton | V5.11.3 | NA | NA | NA |



Summary

| Mode | Result | Type | Freq (Hz) | Level (dBuV) | Limit (dBuV) | Margin (dB) | Condition |
|--------|--------|------|-----------|--------------|--------------|-------------|-----------|
| Mode 1 | Pass | AV | 23.495M | 42.52 | 50.00 | -7.48 | Neutral |



Result

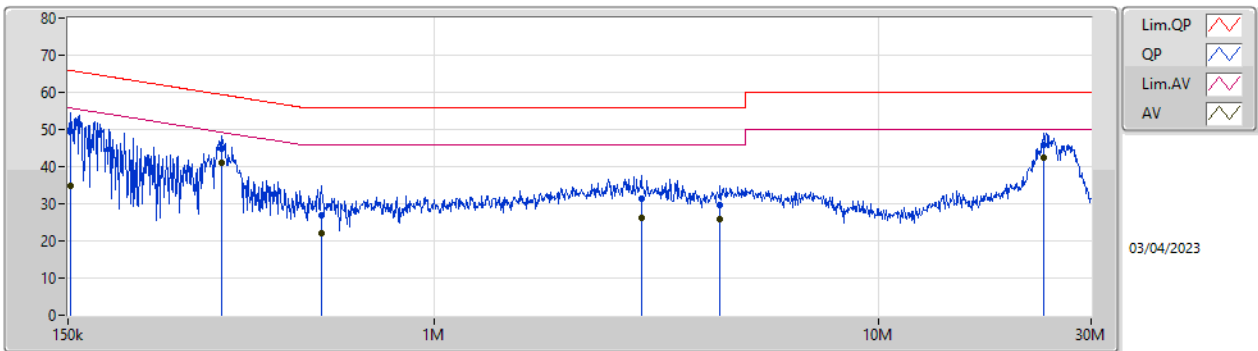
| Mode | Result | Type | Freq (Hz) | Level (dBuV) | Limit (dBuV) | Margin (dB) | Condition | Comments |
|--------|--------|------|-----------|--------------|--------------|-------------|-----------|----------|
| Mode 1 | Pass | QP | 154.251k | 48.77 | 65.77 | -17.00 | Line | - |
| Mode 1 | Pass | AV | 154.251k | 35.63 | 55.77 | -20.14 | Line | - |
| Mode 1 | Pass | QP | 321.537k | 42.10 | 59.67 | -17.57 | Line | - |
| Mode 1 | Pass | AV | 321.537k | 32.93 | 49.67 | -16.74 | Line | - |
| Mode 1 | Pass | QP | 400.483k | 31.43 | 57.84 | -26.41 | Line | - |
| Mode 1 | Pass | AV | 400.483k | 22.86 | 47.84 | -24.98 | Line | - |
| Mode 1 | Pass | QP | 3.458M | 32.44 | 56.00 | -23.56 | Line | - |
| Mode 1 | Pass | AV | 3.458M | 27.92 | 46.00 | -18.08 | Line | - |
| Mode 1 | Pass | QP | 6.789M | 31.59 | 60.00 | -28.41 | Line | - |
| Mode 1 | Pass | AV | 6.789M | 27.74 | 50.00 | -22.26 | Line | - |
| Mode 1 | Pass | QP | 23.683M | 45.06 | 60.00 | -14.94 | Line | - |
| Mode 1 | Pass | AV | 23.683M | 40.17 | 50.00 | -9.83 | Line | - |
| Mode 1 | Pass | QP | 152.414k | 49.49 | 65.87 | -16.38 | Neutral | - |
| Mode 1 | Pass | AV | 152.414k | 34.78 | 55.87 | -21.09 | Neutral | - |
| Mode 1 | Pass | QP | 333.299k | 44.91 | 59.37 | -14.46 | Neutral | - |
| Mode 1 | Pass | AV | 333.299k | 41.01 | 49.37 | -8.36 | Neutral | - |
| Mode 1 | Pass | QP | 557.805k | 26.87 | 56.00 | -29.13 | Neutral | - |
| Mode 1 | Pass | AV | 557.805k | 21.95 | 46.00 | -24.05 | Neutral | - |
| Mode 1 | Pass | QP | 2.924M | 31.37 | 56.00 | -24.63 | Neutral | - |
| Mode 1 | Pass | AV | 2.924M | 26.13 | 46.00 | -19.87 | Neutral | - |
| Mode 1 | Pass | QP | 4.394M | 29.52 | 56.00 | -26.48 | Neutral | - |
| Mode 1 | Pass | AV | 4.394M | 25.79 | 46.00 | -20.21 | Neutral | - |
| Mode 1 | Pass | QP | 23.495M | 45.99 | 60.00 | -14.01 | Neutral | - |
| Mode 1 | Pass | AV | 23.495M | 42.52 | 50.00 | -7.48 | Neutral | - |

Conducted Emissions at Powerline_Mode 1



| Type | Freq (Hz) | Level (dBuV) | Limit (dBuV) | Margin (dB) | Factor (dB) | Condition | Comment | Raw (dBuV) | LISN (dB) | CL (dB) | AT (dB) |
|------|-----------|--------------|--------------|-------------|-------------|-----------|---------|------------|-----------|---------|---------|
| QP | 154.251k | 48.77 | 65.77 | -17.00 | 19.61 | Line | - | 29.16 | 9.65 | 0.03 | 9.93 |
| AV | 154.251k | 35.63 | 55.77 | -20.14 | 19.61 | Line | - | 16.02 | 9.65 | 0.03 | 9.93 |
| QP | 321.537k | 42.10 | 59.67 | -17.57 | 19.63 | Line | - | 22.47 | 9.64 | 0.04 | 9.95 |
| AV | 321.537k | 32.93 | 49.67 | -16.74 | 19.63 | Line | - | 13.30 | 9.64 | 0.04 | 9.95 |
| QP | 400.483k | 31.43 | 57.84 | -26.41 | 19.64 | Line | - | 11.79 | 9.64 | 0.04 | 9.96 |
| AV | 400.483k | 22.86 | 47.84 | -24.98 | 19.64 | Line | - | 3.22 | 9.64 | 0.04 | 9.96 |
| QP | 3.458M | 32.44 | 56.00 | -23.56 | 19.75 | Line | - | 12.69 | 9.70 | 0.12 | 9.93 |
| AV | 3.458M | 27.92 | 46.00 | -18.08 | 19.75 | Line | - | 8.17 | 9.70 | 0.12 | 9.93 |
| QP | 6.789M | 31.59 | 60.00 | -28.41 | 19.87 | Line | - | 11.72 | 9.76 | 0.16 | 9.95 |
| AV | 6.789M | 27.74 | 50.00 | -22.26 | 19.87 | Line | - | 7.87 | 9.76 | 0.16 | 9.95 |
| QP | 23.683M | 45.06 | 60.00 | -14.94 | 20.06 | Line | - | 25.00 | 9.79 | 0.30 | 9.97 |
| AV | 23.683M | 40.17 | 50.00 | -9.83 | 20.06 | Line | - | 20.11 | 9.79 | 0.30 | 9.97 |

Conducted Emissions at Powerline_Mode 1



| Type | Freq (Hz) | Level (dBuV) | Limit (dBuV) | Margin (dB) | Factor (dB) | Condition | Comment | Raw (dBuV) | LISN (dB) | CL (dB) | AT (dB) |
|------|-----------|--------------|--------------|-------------|-------------|-----------|---------|------------|-----------|---------|---------|
| QP | 152.414k | 49.49 | 65.87 | -16.38 | 19.59 | Neutral | - | 29.90 | 9.63 | 0.03 | 9.93 |
| AV | 152.414k | 34.78 | 55.87 | -21.09 | 19.59 | Neutral | - | 15.19 | 9.63 | 0.03 | 9.93 |
| QP | 333.299k | 44.91 | 59.37 | -14.46 | 19.62 | Neutral | - | 25.29 | 9.63 | 0.04 | 9.95 |
| AV | 333.299k | 41.01 | 49.37 | -8.36 | 19.62 | Neutral | - | 21.39 | 9.63 | 0.04 | 9.95 |
| QP | 557.805k | 26.87 | 56.00 | -29.13 | 19.63 | Neutral | - | 7.24 | 9.64 | 0.04 | 9.95 |
| AV | 557.805k | 21.95 | 46.00 | -24.05 | 19.63 | Neutral | - | 2.32 | 9.64 | 0.04 | 9.95 |
| QP | 2.924M | 31.37 | 56.00 | -24.63 | 19.71 | Neutral | - | 11.66 | 9.67 | 0.11 | 9.93 |
| AV | 2.924M | 26.13 | 46.00 | -19.87 | 19.71 | Neutral | - | 6.42 | 9.67 | 0.11 | 9.93 |
| QP | 4.394M | 29.52 | 56.00 | -26.48 | 19.76 | Neutral | - | 9.76 | 9.69 | 0.14 | 9.93 |
| AV | 4.394M | 25.79 | 46.00 | -20.21 | 19.76 | Neutral | - | 6.03 | 9.69 | 0.14 | 9.93 |
| QP | 23.495M | 45.99 | 60.00 | -14.01 | 20.28 | Neutral | - | 25.71 | 10.01 | 0.30 | 9.97 |
| AV | 23.495M | 42.52 | 50.00 | -7.48 | 20.28 | Neutral | - | 22.24 | 10.01 | 0.30 | 9.97 |



Summary

| Mode | Max-N dB (Hz) | Max-OBW (Hz) | ITU-Code | Min-N dB (Hz) | Min-OBW (Hz) |
|-------------------|------------------|-----------------|----------|------------------|-----------------|
| 2.4-2.4835GHz | - | - | - | - | - |
| Thread_1TX(Port1) | 1.1M | 2.23M | 2M23D1D | 1.075M | 2.199M |
| Thread_1TX(Port2) | 1.081M | 2.224M | 2M22D1D | 1.056M | 2.199M |

Max-N dB = Maximum 6dB down bandwidth; Max-OBW = Maximum 99% occupied bandwidth;
Min-N dB = Minimum 6dB down bandwidth; Min-OBW = Minimum 99% occupied bandwidth



Result

| Mode | Result | Limit (Hz) | Port 1-N dB (Hz) | Port 1-OBW (Hz) | Port 2-N dB (Hz) | Port 2-OBW (Hz) |
|-------------------|--------|------------|------------------|-----------------|------------------|-----------------|
| Thread_1TX(Port1) | - | - | - | - | - | - |
| 2405MHz | Pass | 500k | 1.1M | 2.199M | | |
| 2440MHz | Pass | 500k | 1.081M | 2.199M | | |
| 2475MHz | Pass | 500k | 1.088M | 2.218M | | |
| 2480MHz | Pass | 500k | 1.075M | 2.23M | | |
| Thread_1TX(Port2) | - | - | - | - | - | - |
| 2405MHz | Pass | 500k | | | 1.075M | 2.199M |
| 2440MHz | Pass | 500k | | | 1.081M | 2.205M |
| 2475MHz | Pass | 500k | | | 1.075M | 2.224M |
| 2480MHz | Pass | 500k | | | 1.056M | 2.224M |

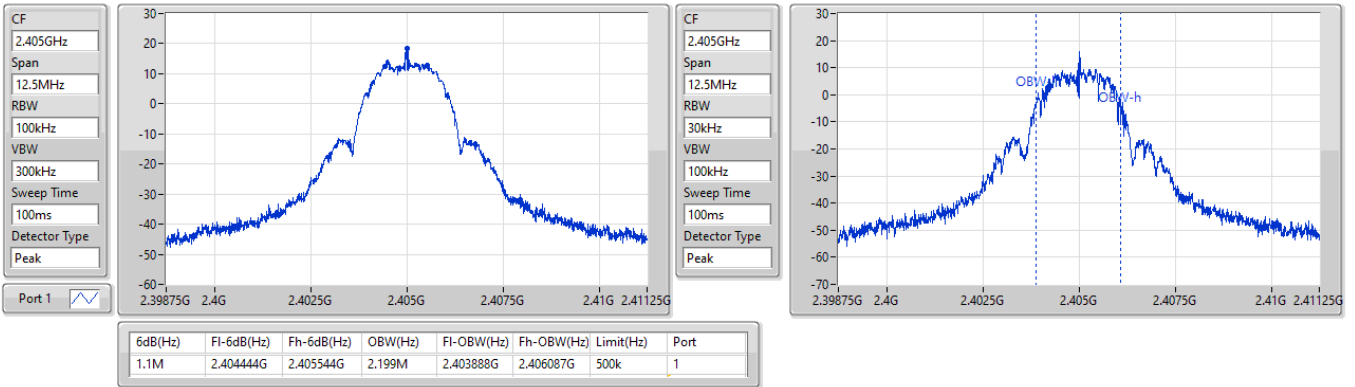
Port X-N dB = Port X 6dB down bandwidth;
Port X-OBW = Port X 99% occupied bandwidth

2.4-2.4835GHz_Thread_1TX(Port1)

EBW

2405MHz

22/03/2023

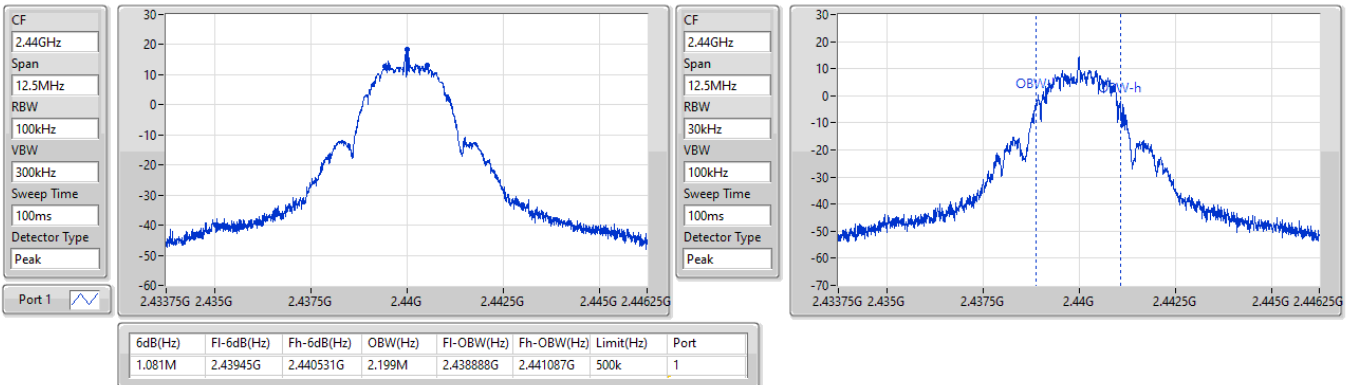


2.4-2.4835GHz_Thread_1TX(Port1)

EBW

2440MHz

22/03/2023

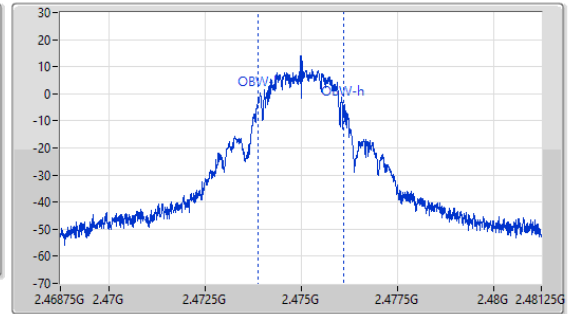
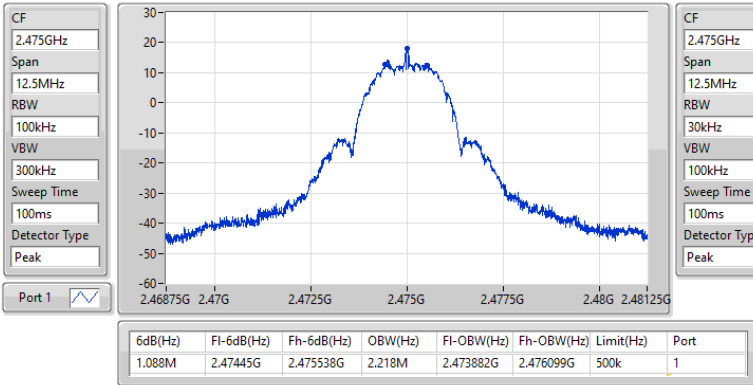


2.4-2.4835GHz_Thread_1TX(Port1)

EBW

2475MHz

22/03/2023

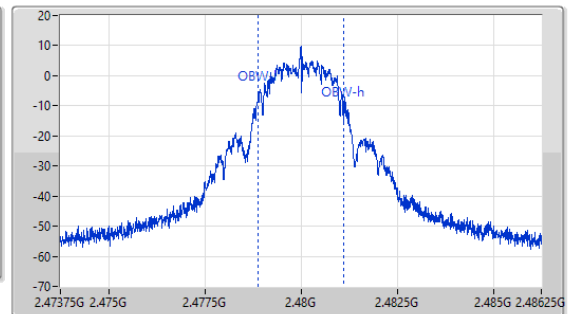
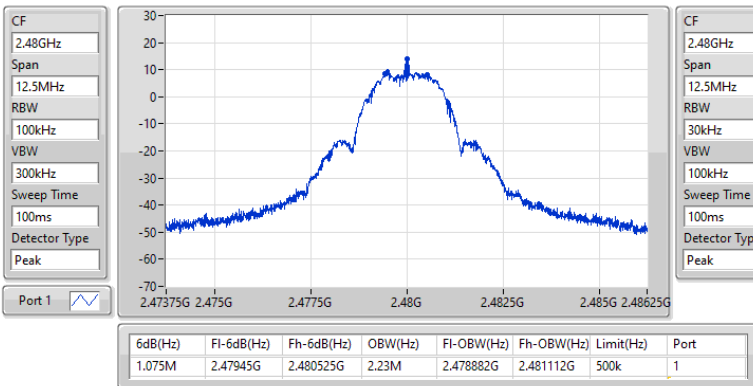


2.4-2.4835GHz_Thread_1TX(Port1)

EBW

2480MHz

22/03/2023

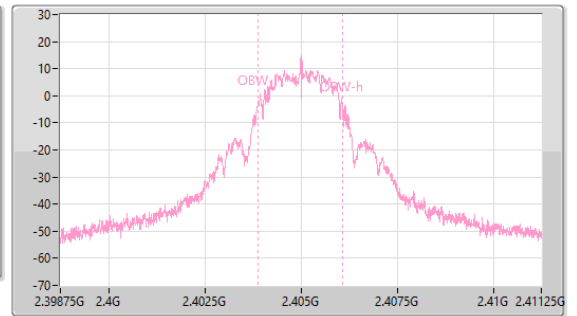
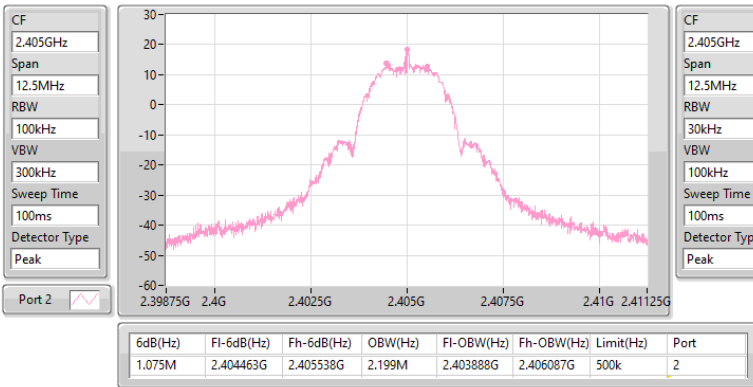


2.4-2.4835GHz_Thread_1TX(Port2)

EBW

2405MHz

22/03/2023

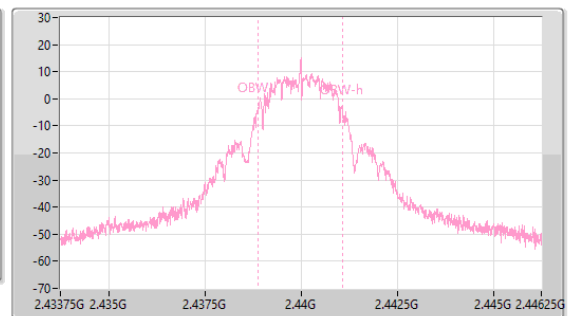
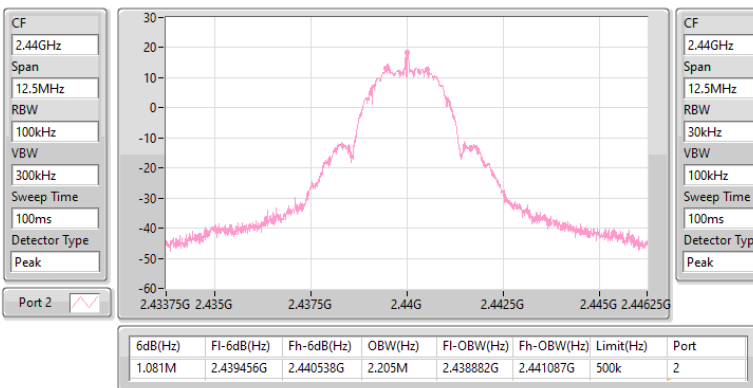


2.4-2.4835GHz_Thread_1TX(Port2)

EBW

2440MHz

22/03/2023

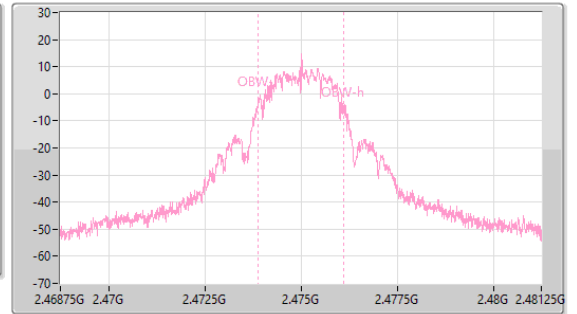
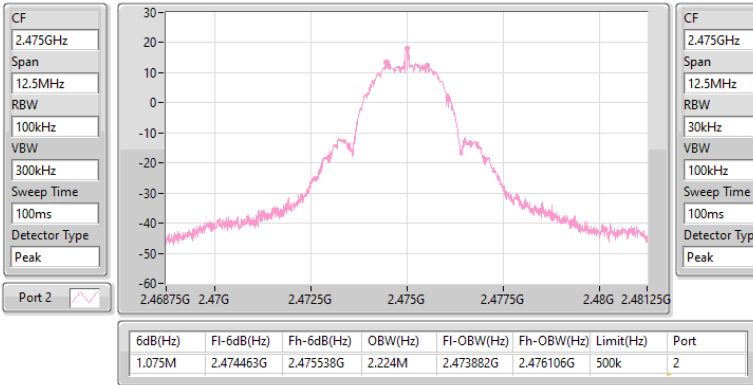


2.4-2.4835GHz_Thread_1TX(Port2)

EBW

2475MHz

22/03/2023

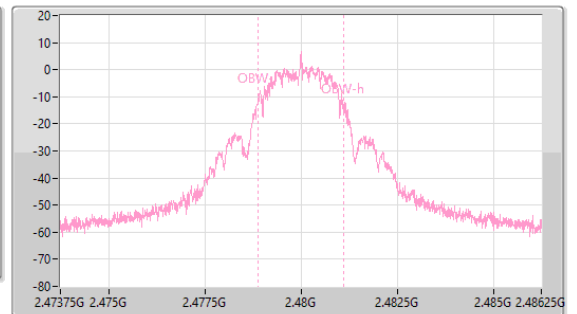
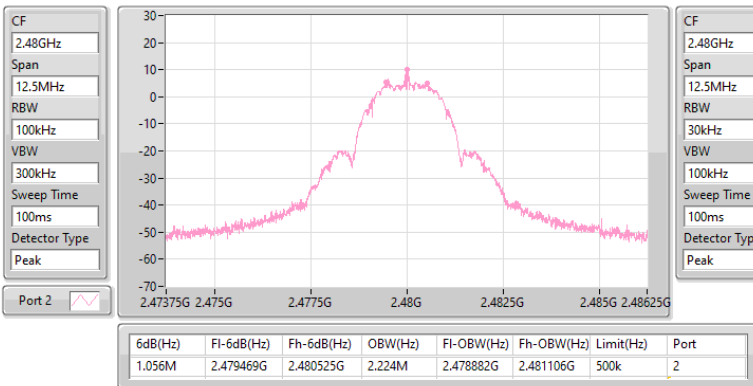


2.4-2.4835GHz_Thread_1TX(Port2)

EBW

2480MHz

22/03/2023





Summary

| Mode | Total Power (dBm) | Total Power (W) |
|-------------------|-------------------|-----------------|
| 2.4-2.4835GHz | - | - |
| Thread_1TX(Port1) | 18.66 | 0.07345 |
| Thread_1TX(Port2) | 18.68 | 0.07379 |



Result

| Mode | Result | DG (dBi) | Port 1 (dBm) | Port 2 (dBm) | Total Power (dBm) | Power Limit (dBm) |
|-------------------|--------|----------|--------------|--------------|-------------------|-------------------|
| Thread_1TX(Port1) | - | - | - | - | - | - |
| 2405MHz | Pass | 4.95 | 18.66 | | 18.66 | 30.00 |
| 2440MHz | Pass | 4.95 | 18.51 | | 18.51 | 30.00 |
| 2475MHz | Pass | 4.95 | 18.31 | | 18.31 | 30.00 |
| 2480MHz | Pass | 4.95 | 14.15 | | 14.15 | 30.00 |
| Thread_1TX(Port2) | - | - | - | - | - | - |
| 2405MHz | Pass | 4.95 | - | 18.68 | 18.68 | 30.00 |
| 2440MHz | Pass | 4.95 | - | 18.51 | 18.51 | 30.00 |
| 2475MHz | Pass | 4.95 | - | 18.26 | 18.26 | 30.00 |
| 2480MHz | Pass | 4.95 | - | 10.33 | 10.33 | 30.00 |

DG = Directional Gain; Port X = Port X output power



Summary

| Mode | PD (dBm/RBW) |
|------------------------|-----------------|
| 2.4-2.4835GHz | - |
| Thread_Nss1_1TX(Port1) | 3.67 |
| Thread_Nss1_1TX(Port2) | 3.80 |

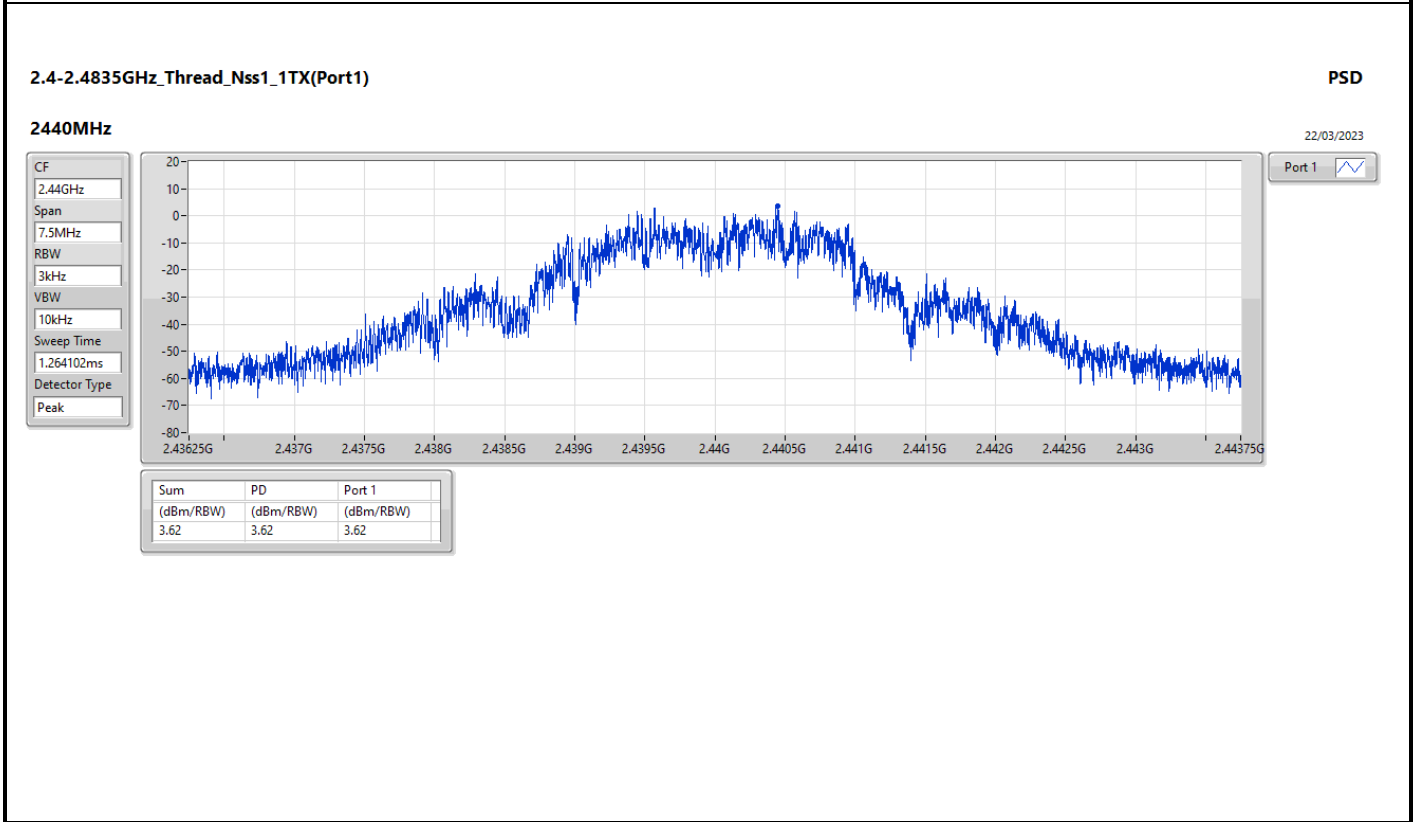
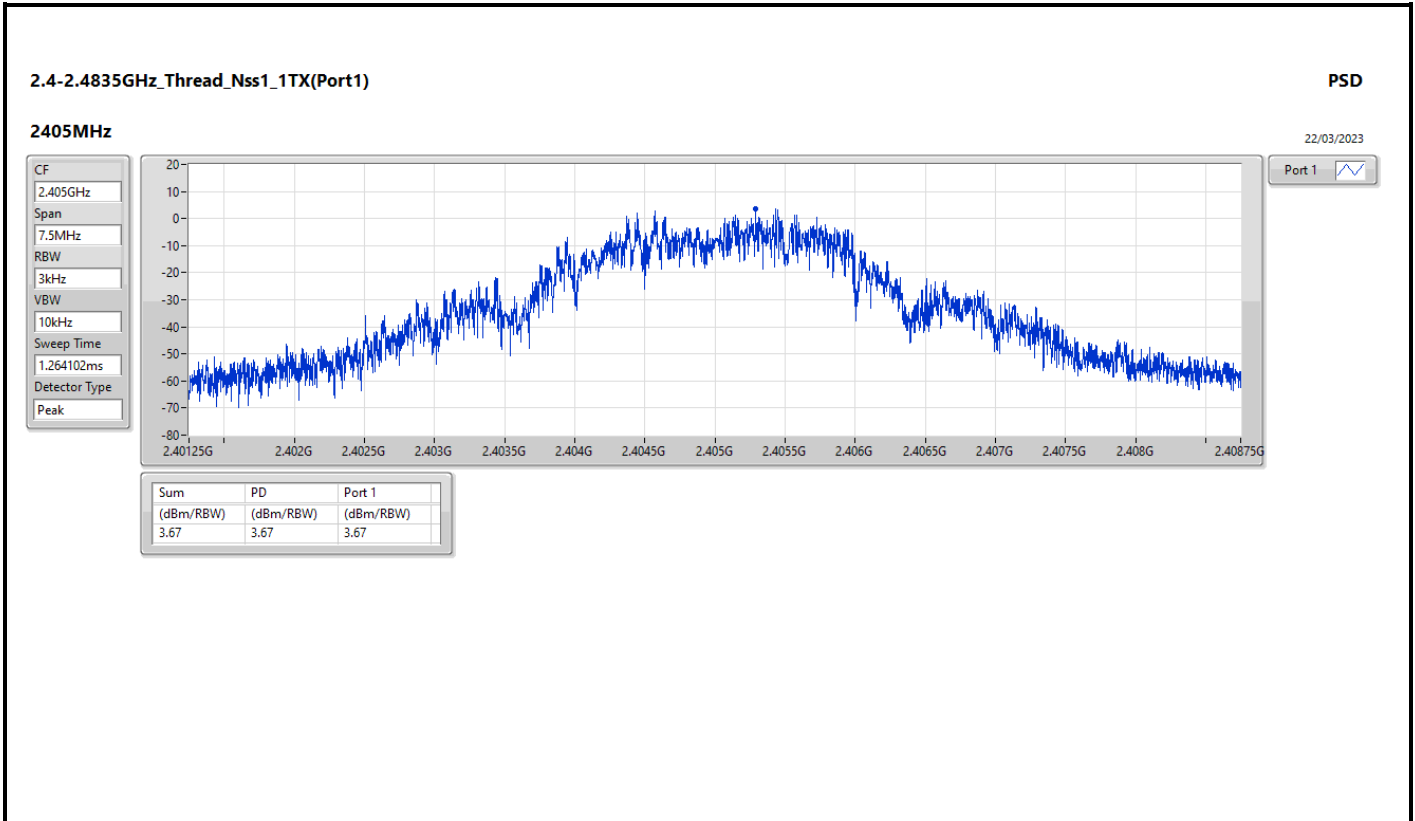
RBW = 3kHz;

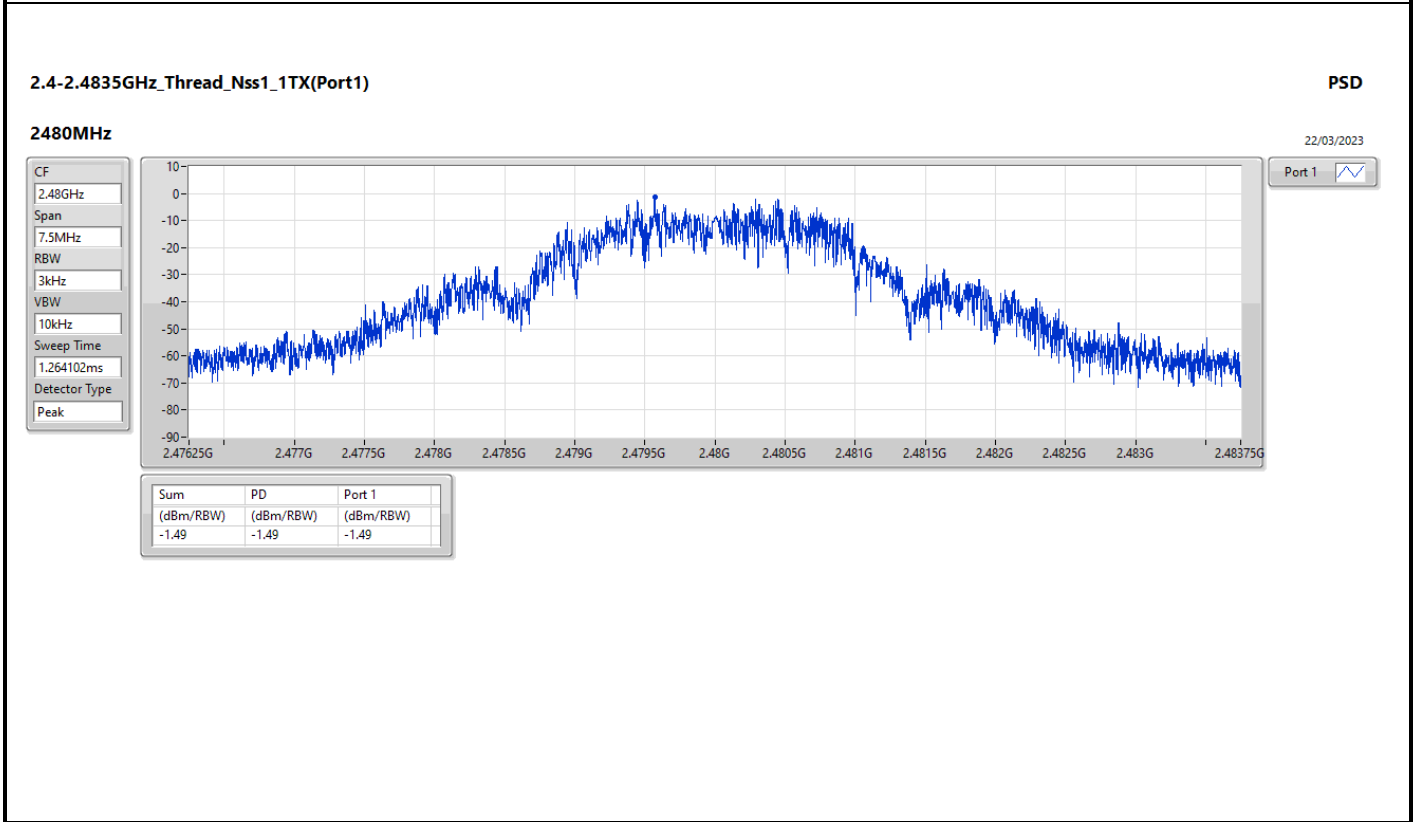
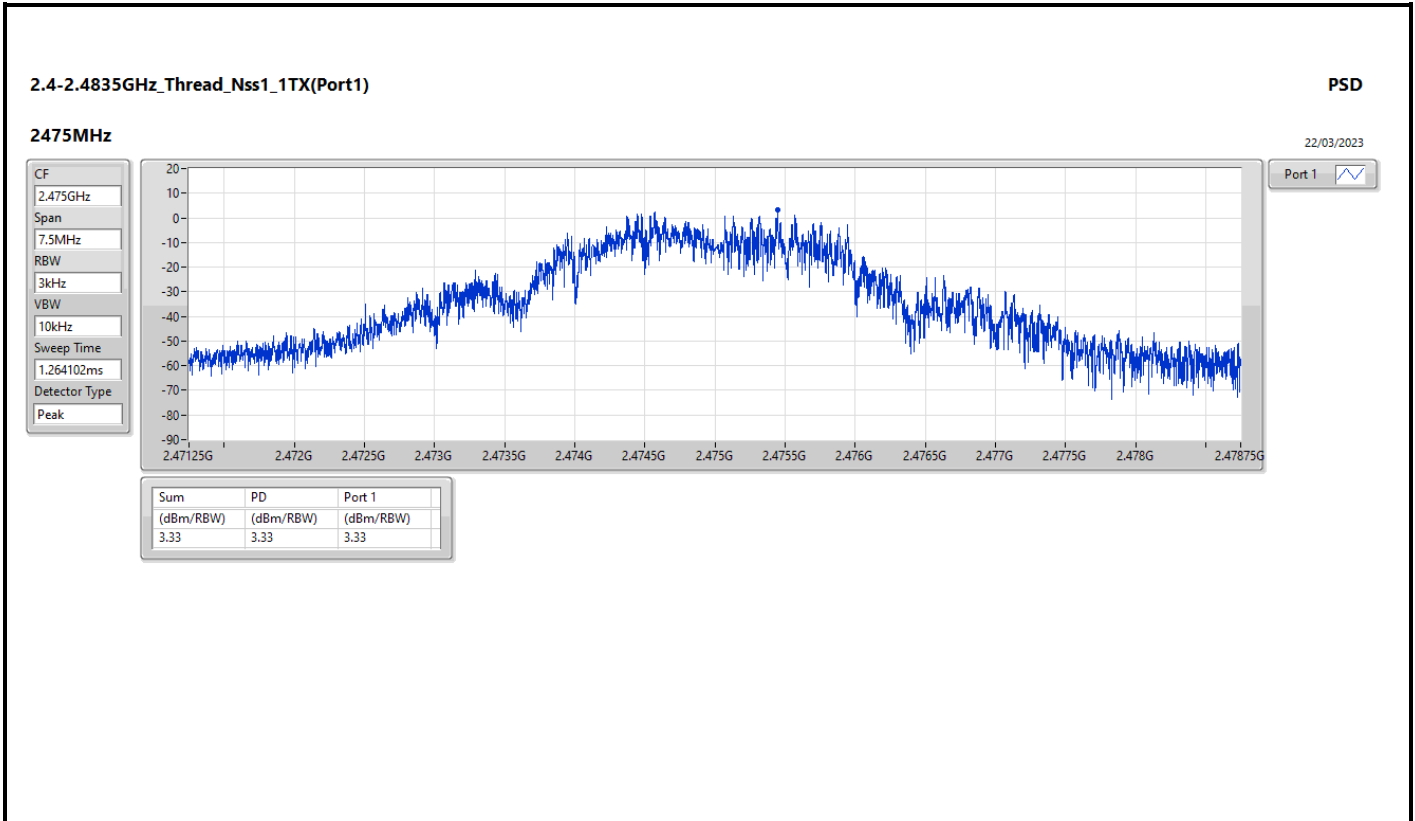


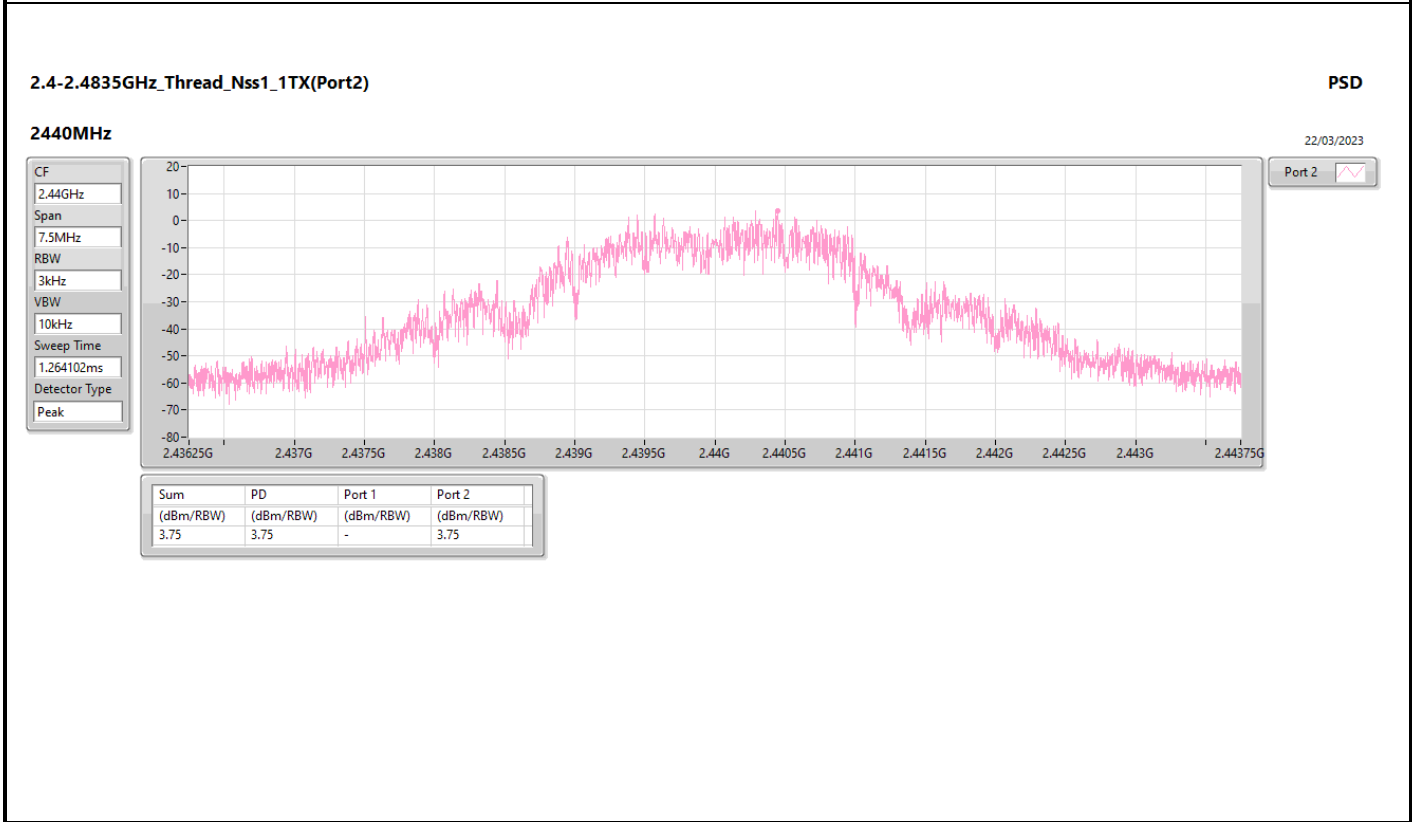
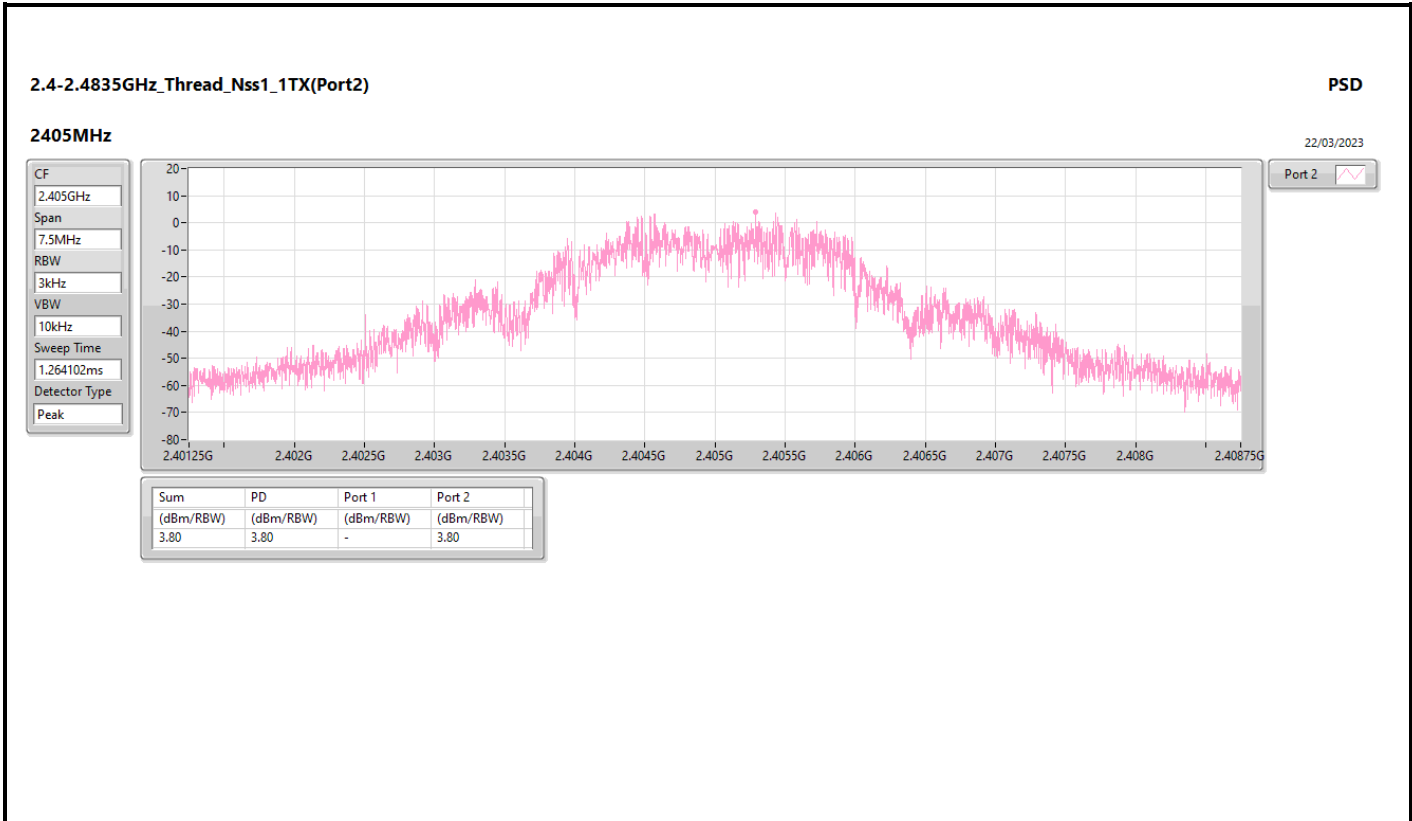
Result

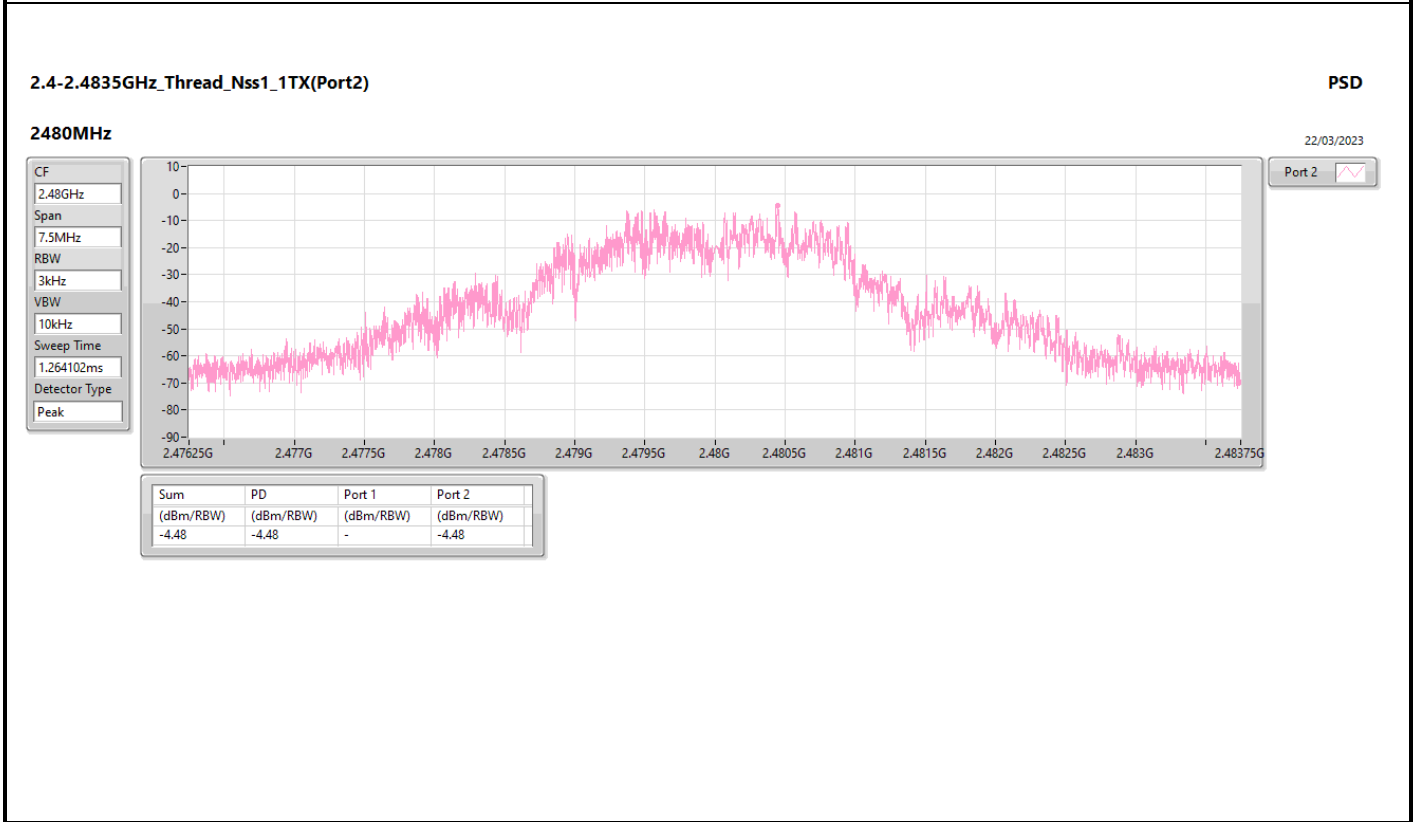
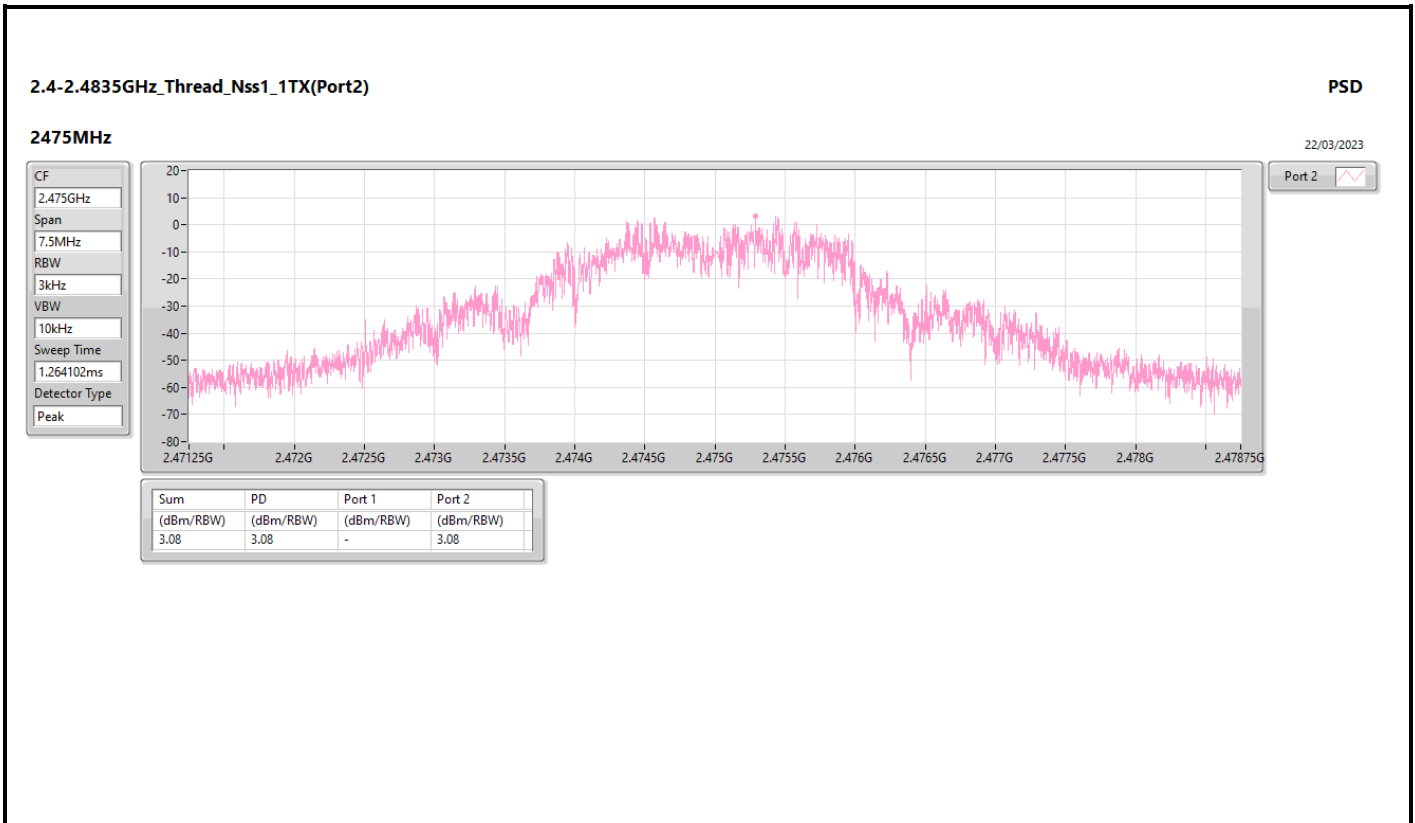
| Mode | Result | DG (dBi) | Port 1 (dBm/RBW) | Port 2 (dBm/RBW) | PD (dBm/RBW) | PD Limit (dBm/RBW) |
|------------------------|--------|----------|------------------|------------------|--------------|--------------------|
| Thread_Nss1_1TX(Port1) | - | - | - | - | - | - |
| 2405MHz | Pass | 4.95 | 3.67 | | 3.67 | 8.00 |
| 2440MHz | Pass | 4.95 | 3.62 | | 3.62 | 8.00 |
| 2475MHz | Pass | 4.95 | 3.33 | | 3.33 | 8.00 |
| 2480MHz | Pass | 4.95 | -1.49 | | -1.49 | 8.00 |
| Thread_Nss1_1TX(Port2) | - | - | - | - | - | - |
| 2405MHz | Pass | 4.95 | - | 3.80 | 3.80 | 8.00 |
| 2440MHz | Pass | 4.95 | - | 3.75 | 3.75 | 8.00 |
| 2475MHz | Pass | 4.95 | - | 3.08 | 3.08 | 8.00 |
| 2480MHz | Pass | 4.95 | - | -4.48 | -4.48 | 8.00 |

DG = Directional Gain; RBW = 3kHz;
PD = trace bin-by-bin of each transmits port summing can be performed maximum power density; Port X = Port X Power Density;











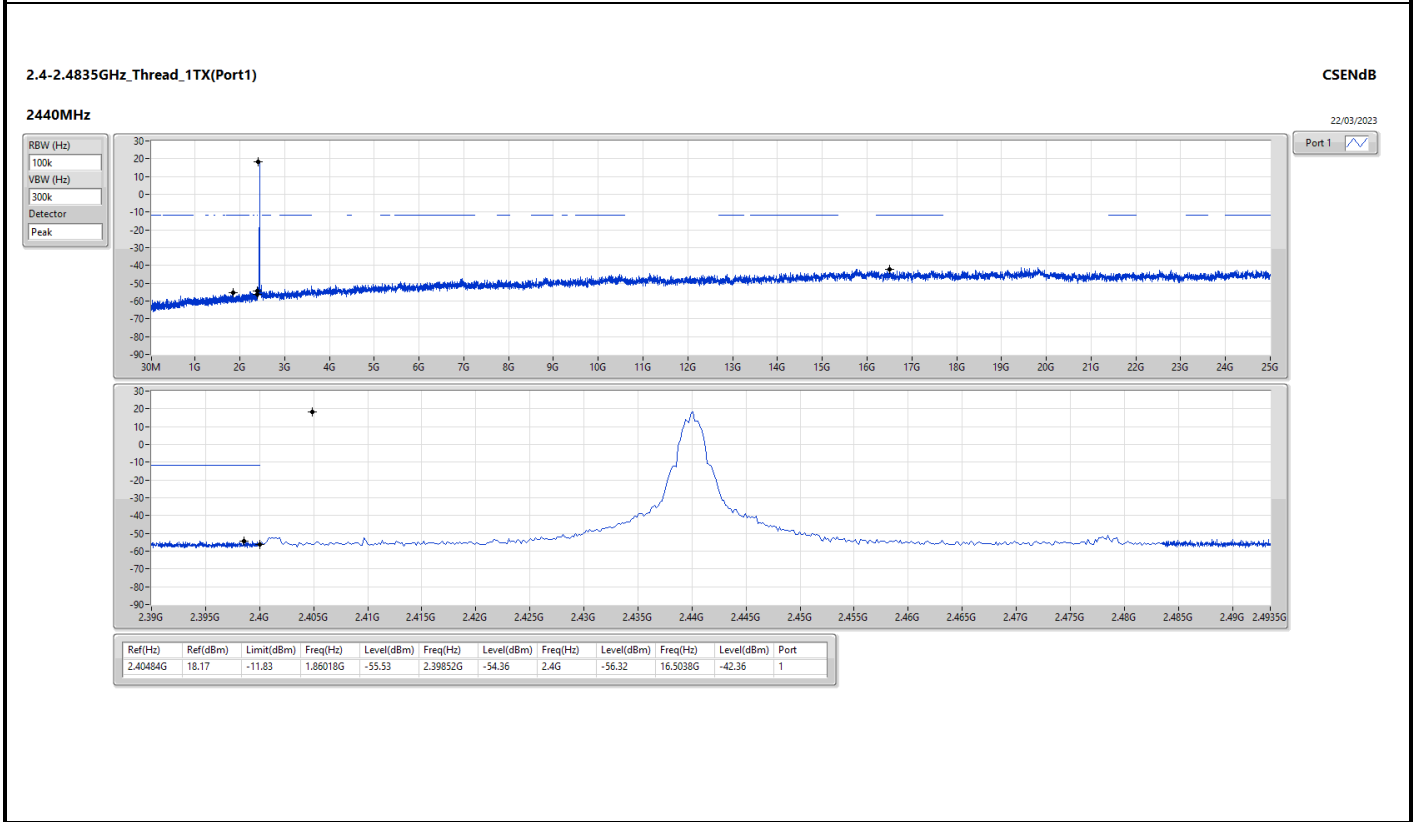
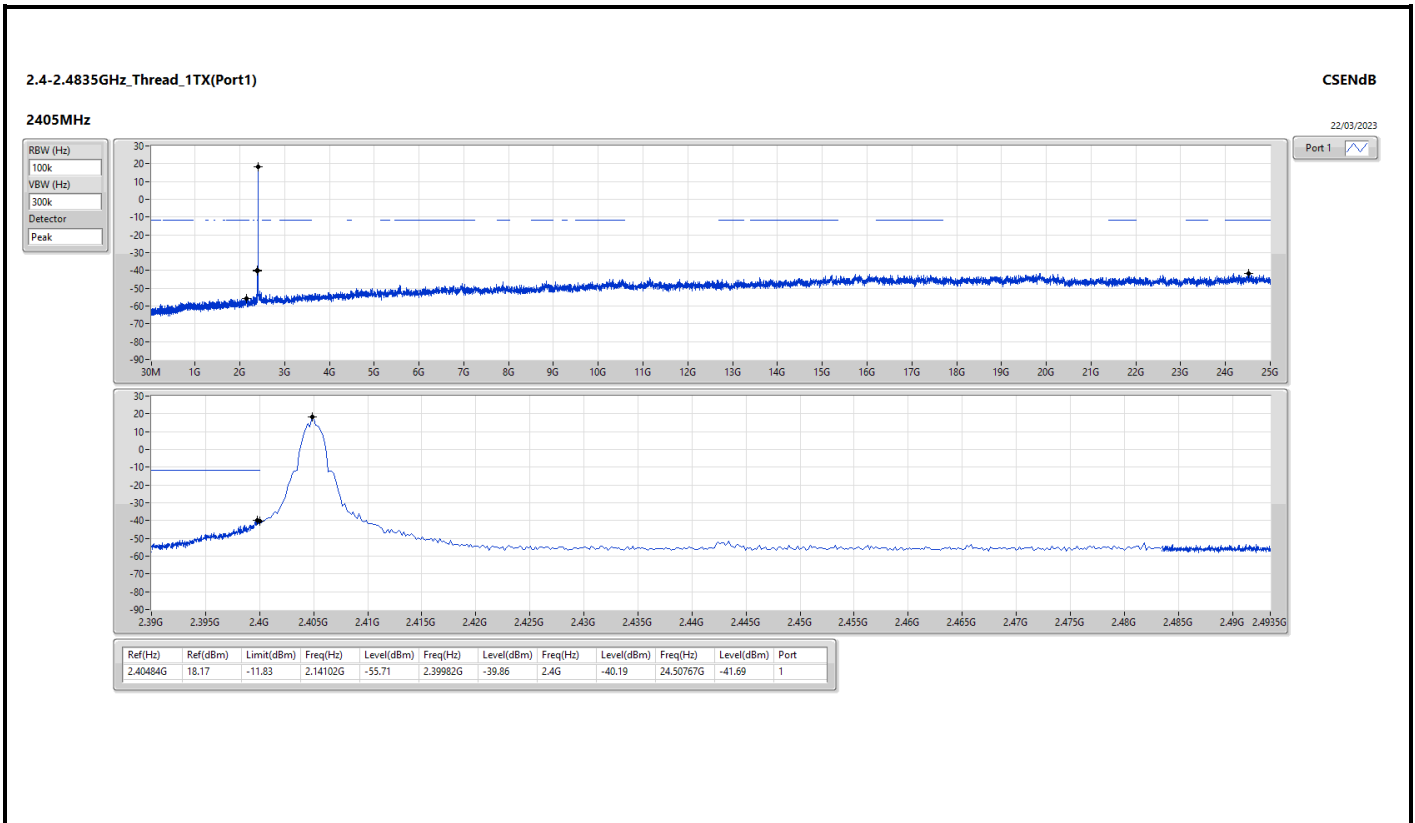
Summary

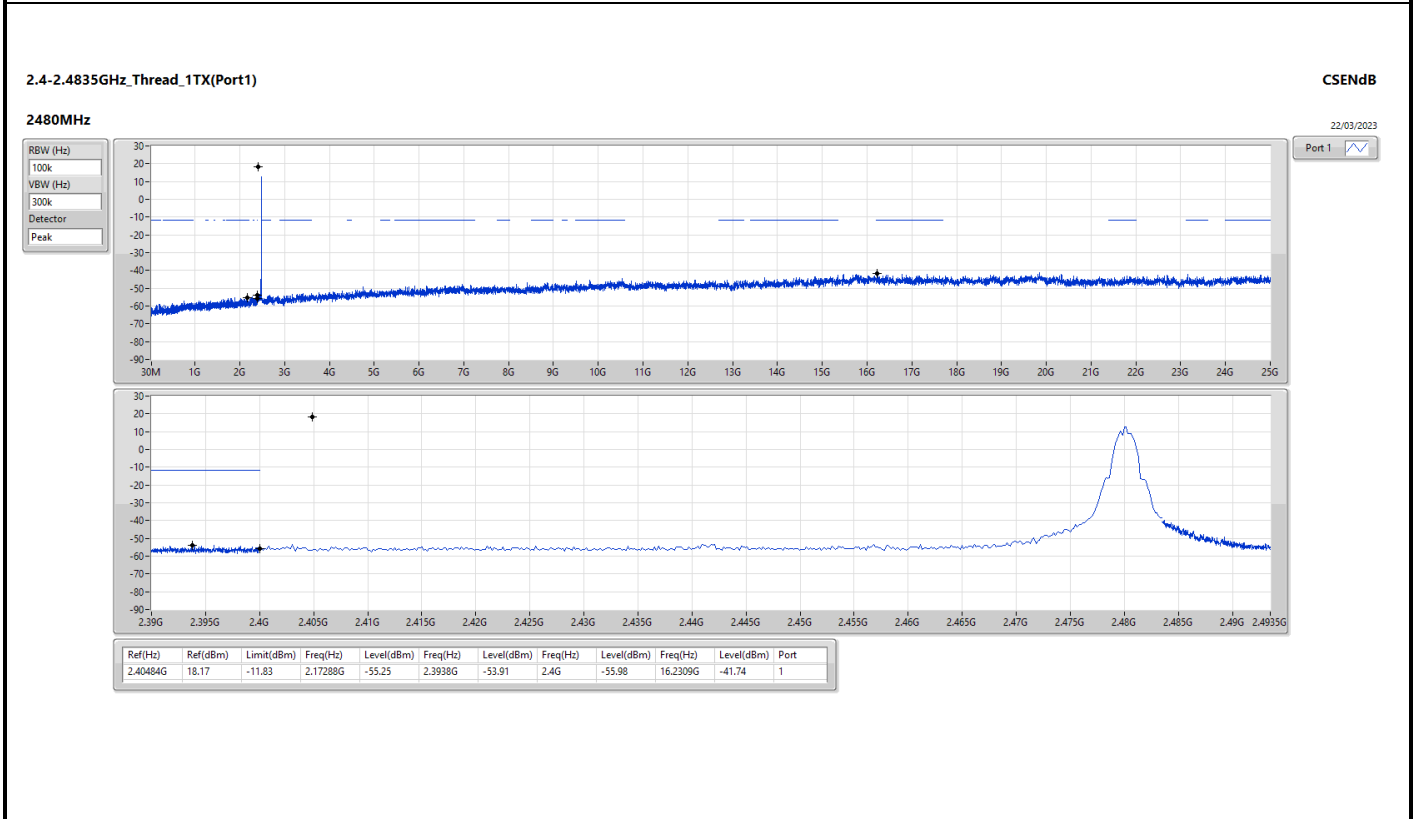
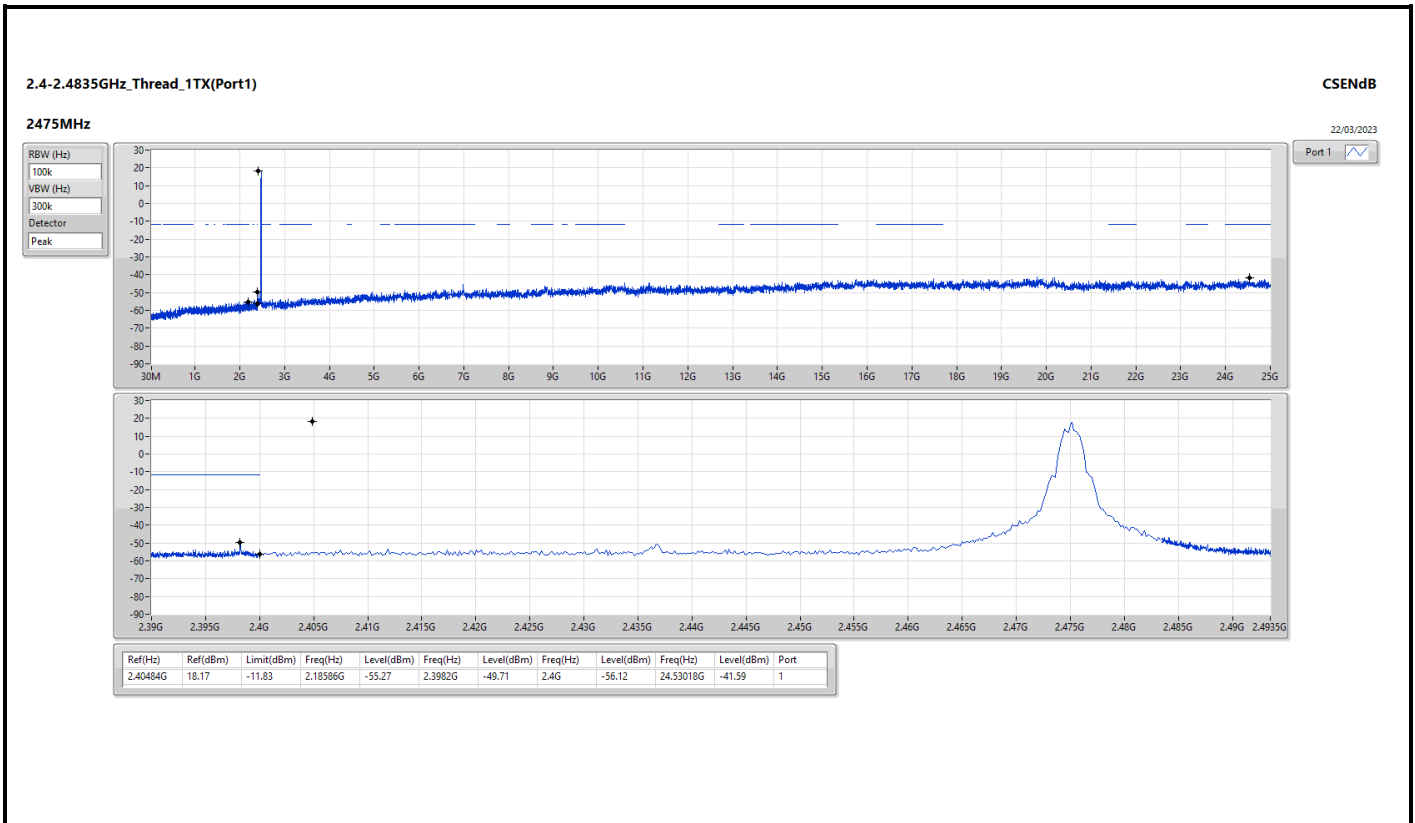
| Mode | Result | Ref (Hz) | Ref (dBm) | Limit (dBm) | Freq (Hz) | Level (dBm) | Freq (Hz) | Level (dBm) | Freq (Hz) | Level (dBm) | Freq (Hz) | Level (dBm) | Port |
|-------------------|--------|----------|-----------|-------------|-----------|-------------|-----------|-------------|-----------|-------------|-----------|-------------|------|
| 2.4-2.4835GHz | - | - | - | - | - | - | - | - | - | - | - | - | - |
| Thread_1TX(Port1) | Pass | 2.40484G | 18.17 | -11.83 | 2.14102G | -55.71 | 2.39982G | -39.86 | 2.4G | -40.19 | 24.50767G | -41.69 | 1 |
| Thread_1TX(Port2) | Pass | 2.40501G | 18.53 | -11.47 | 2.0891G | -55.50 | 2.39954G | -39.65 | 2.4G | -38.71 | 24.52455G | -41.31 | 2 |

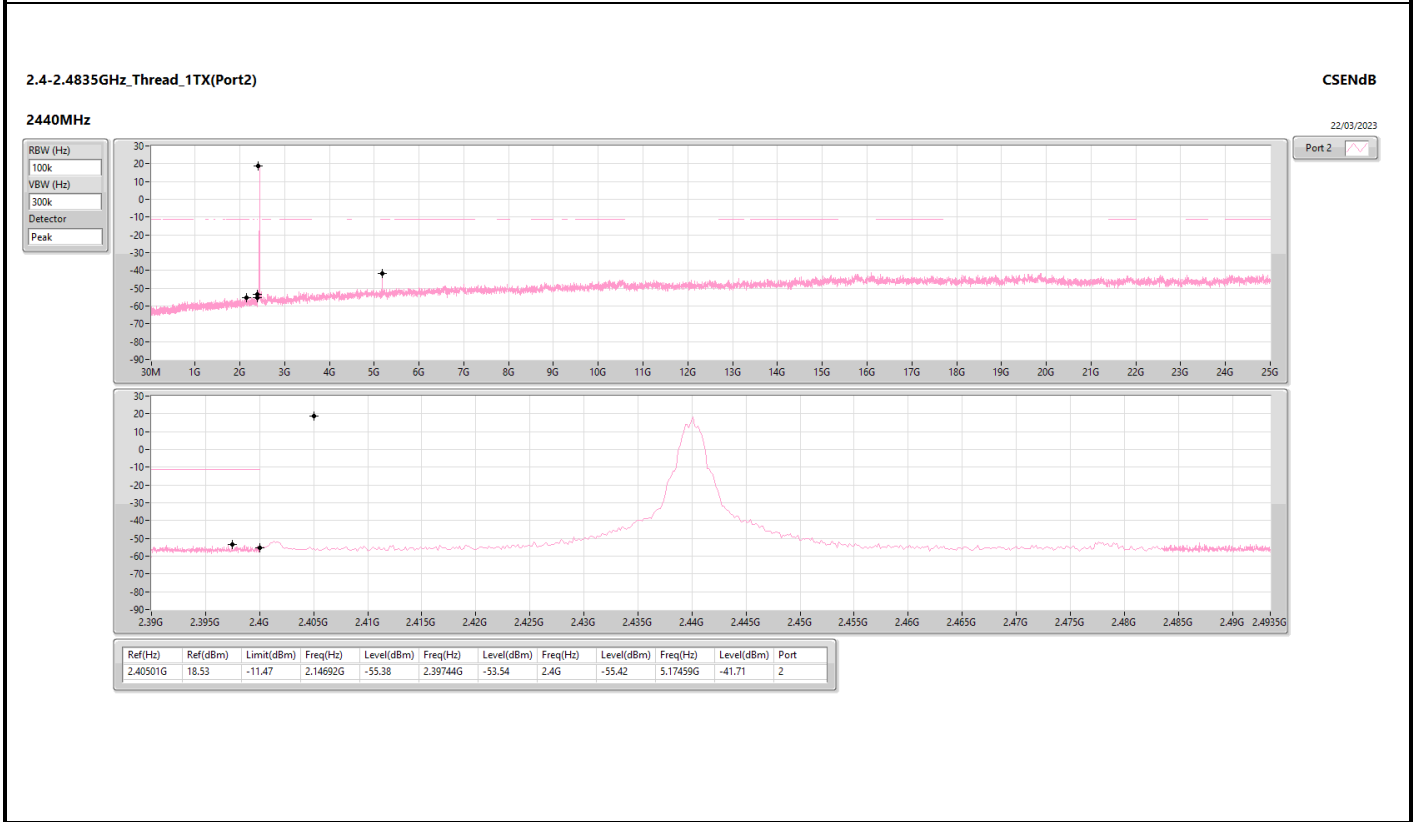
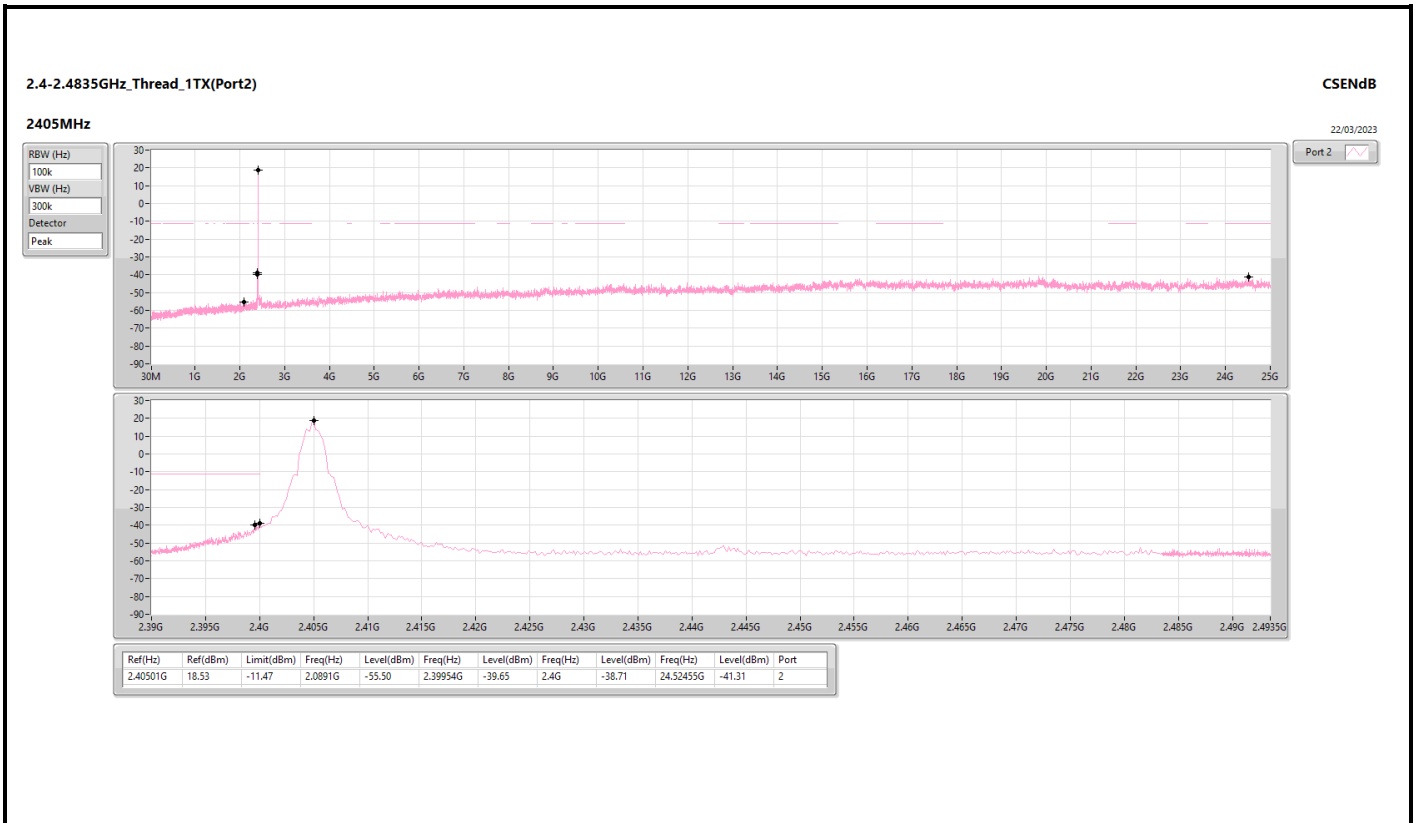


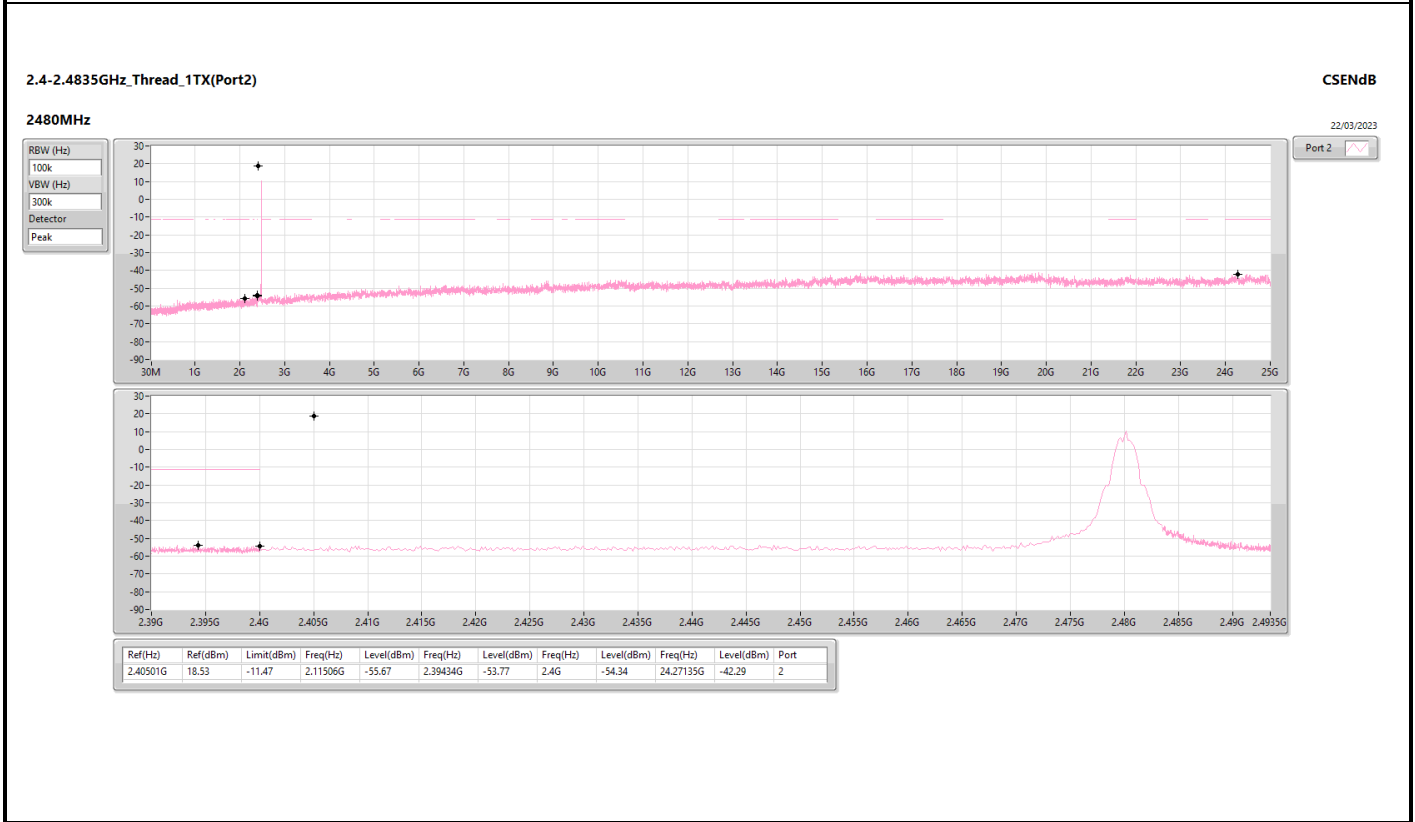
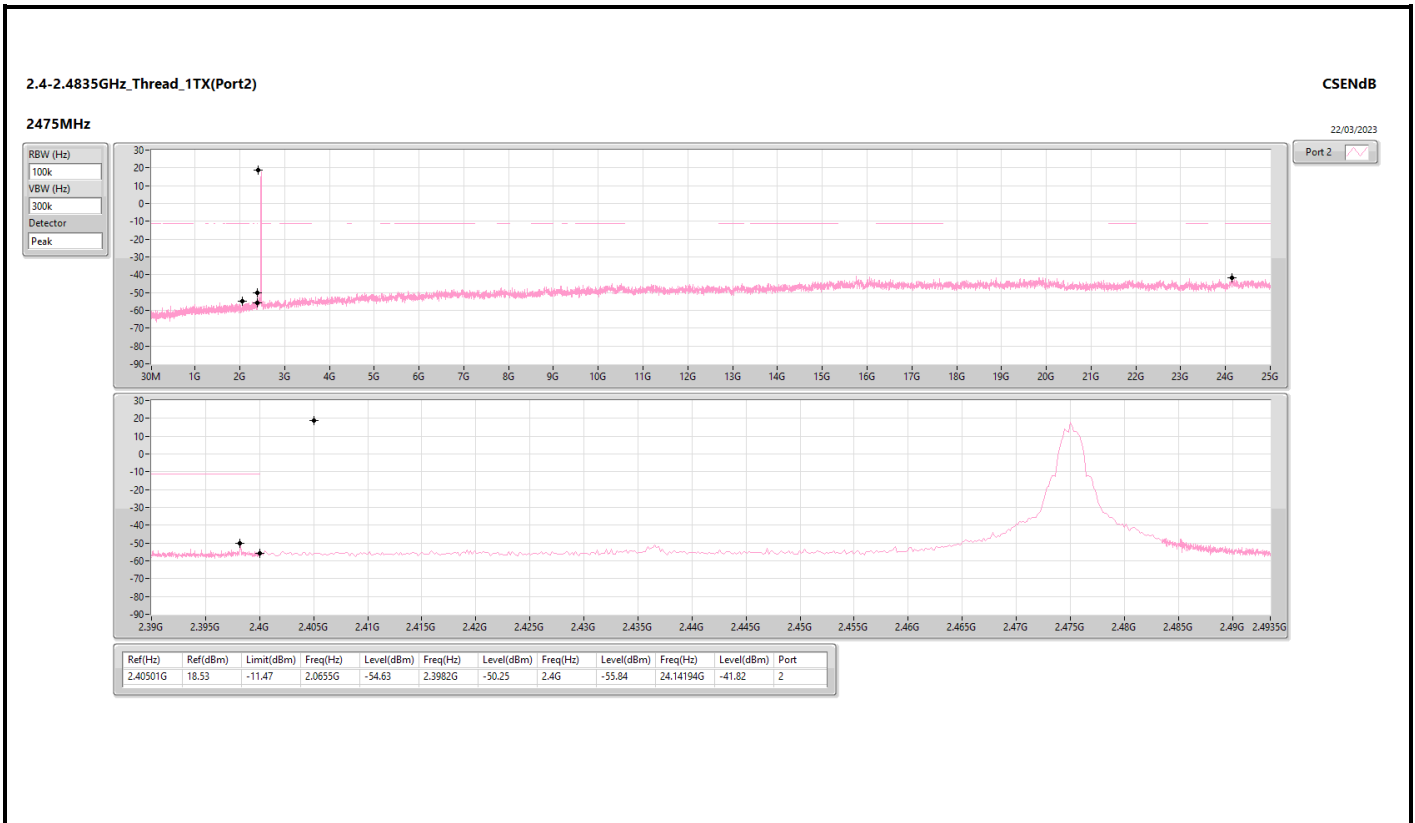
Result

| Mode | Result | Ref (Hz) | Ref (dBm) | Limit (dBm) | Freq (Hz) | Level (dBm) | Freq (Hz) | Level (dBm) | Freq (Hz) | Level (dBm) | Freq (Hz) | Level (dBm) | Port |
|-------------------|--------|----------|-----------|-------------|-----------|-------------|-----------|-------------|-----------|-------------|-----------|-------------|------|
| Thread_1TX(Port1) | - | - | - | - | - | - | - | - | - | - | - | - | - |
| 2405MHz | Pass | 2.40484G | 18.17 | -11.83 | 2.14102G | -55.71 | 2.39982G | -39.86 | 2.4G | -40.19 | 24.50767G | -41.69 | 1 |
| 2440MHz | Pass | 2.40484G | 18.17 | -11.83 | 1.86018G | -55.53 | 2.39852G | -54.36 | 2.4G | -56.32 | 16.5038G | -42.36 | 1 |
| 2475MHz | Pass | 2.40484G | 18.17 | -11.83 | 2.18586G | -55.27 | 2.3982G | -49.71 | 2.4G | -56.12 | 24.53018G | -41.59 | 1 |
| 2480MHz | Pass | 2.40484G | 18.17 | -11.83 | 2.17288G | -55.25 | 2.3938G | -53.91 | 2.4G | -55.98 | 16.2309G | -41.74 | 1 |
| Thread_1TX(Port2) | - | - | - | - | - | - | - | - | - | - | - | - | - |
| 2405MHz | Pass | 2.40501G | 18.53 | -11.47 | 2.0891G | -55.50 | 2.39954G | -39.65 | 2.4G | -38.71 | 24.52455G | -41.31 | 2 |
| 2440MHz | Pass | 2.40501G | 18.53 | -11.47 | 2.14692G | -55.38 | 2.39744G | -53.54 | 2.4G | -55.42 | 5.17459G | -41.71 | 2 |
| 2475MHz | Pass | 2.40501G | 18.53 | -11.47 | 2.0655G | -54.63 | 2.3982G | -50.25 | 2.4G | -55.84 | 24.14194G | -41.82 | 2 |
| 2480MHz | Pass | 2.40501G | 18.53 | -11.47 | 2.11506G | -55.67 | 2.39434G | -53.77 | 2.4G | -54.34 | 24.27135G | -42.29 | 2 |











Summary

| Mode | Result | Type | Freq (Hz) | Level (dBuV/m) | Limit (dBuV/m) | Margin (dB) | Dist (m) | Condition | Azimuth (°) | Height (m) |
|-------------------|--------|------|-----------|----------------|----------------|-------------|----------|------------|-------------|------------|
| 2.4-2.4835GHz | - | - | - | - | - | - | - | - | - | - |
| Thread_1TX(Port1) | Pass | PK | 412.18M | 42.54 | 46.00 | -3.46 | 3 | Horizontal | 360 | 1.00 |
| Thread_1TX(Port2) | Pass | PK | 714.82M | 40.36 | 46.00 | -5.64 | 3 | Vertical | 0 | 1.00 |

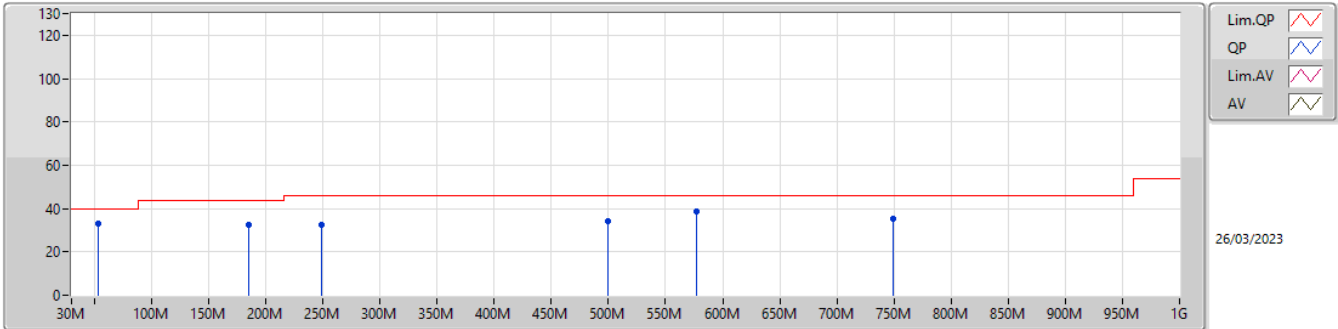


Result

| Mode | Result | Type | Freq (Hz) | Level (dBuV/m) | Limit (dBuV/m) | Margin (dB) | Dist (m) | Condition | Azimuth (°) | Height (m) |
|-------------------|--------|------|-----------|----------------|----------------|-------------|----------|------------|-------------|------------|
| Thread_1TX(Port1) | - | - | - | - | - | - | - | - | - | - |
| 2440MHz | Pass | PK | 53.28M | 33.27 | 40.00 | -6.73 | 3 | Vertical | 0 | 1.00 |
| 2440MHz | Pass | PK | 185.2M | 32.40 | 43.50 | -11.10 | 3 | Vertical | 0 | 1.00 |
| 2440MHz | Pass | PK | 249.22M | 32.60 | 46.00 | -13.40 | 3 | Vertical | 0 | 1.00 |
| 2440MHz | Pass | PK | 499.48M | 34.25 | 46.00 | -11.75 | 3 | Vertical | 0 | 1.00 |
| 2440MHz | Pass | PK | 577.08M | 38.94 | 46.00 | -7.06 | 3 | Vertical | 0 | 1.00 |
| 2440MHz | Pass | PK | 749.74M | 35.05 | 46.00 | -10.95 | 3 | Vertical | 0 | 1.00 |
| 2440MHz | Pass | PK | 90.14M | 31.60 | 43.50 | -11.90 | 3 | Horizontal | 360 | 1.00 |
| 2440MHz | Pass | PK | 185.2M | 34.94 | 43.50 | -8.56 | 3 | Horizontal | 360 | 1.00 |
| 2440MHz | Pass | PK | 249.22M | 37.57 | 46.00 | -8.43 | 3 | Horizontal | 360 | 1.00 |
| 2440MHz | Pass | PK | 412.18M | 42.54 | 46.00 | -3.46 | 3 | Horizontal | 360 | 1.00 |
| 2440MHz | Pass | PK | 499.48M | 35.36 | 46.00 | -10.64 | 3 | Horizontal | 360 | 1.00 |
| 2440MHz | Pass | PK | 749.74M | 39.07 | 46.00 | -6.93 | 3 | Horizontal | 360 | 1.00 |
| Thread_1TX(Port2) | - | - | - | - | - | - | - | - | - | - |
| 2440MHz | Pass | PK | 53.28M | 33.76 | 40.00 | -6.24 | 3 | Vertical | 0 | 1.00 |
| 2440MHz | Pass | PK | 255.04M | 32.35 | 46.00 | -13.65 | 3 | Vertical | 0 | 1.00 |
| 2440MHz | Pass | PK | 392.78M | 36.03 | 46.00 | -9.97 | 3 | Vertical | 0 | 1.00 |
| 2440MHz | Pass | PK | 499.48M | 34.25 | 46.00 | -11.75 | 3 | Vertical | 0 | 1.00 |
| 2440MHz | Pass | PK | 577.08M | 38.89 | 46.00 | -7.11 | 3 | Vertical | 0 | 1.00 |
| 2440MHz | Pass | PK | 714.82M | 40.36 | 46.00 | -5.64 | 3 | Vertical | 0 | 1.00 |
| 2440MHz | Pass | PK | 90.14M | 34.20 | 43.50 | -9.30 | 3 | Horizontal | 360 | 1.00 |
| 2440MHz | Pass | PK | 305.48M | 37.21 | 46.00 | -8.79 | 3 | Horizontal | 360 | 1.00 |
| 2440MHz | Pass | PK | 421.88M | 40.36 | 46.00 | -5.64 | 3 | Horizontal | 360 | 1.00 |
| 2440MHz | Pass | PK | 499.48M | 35.10 | 46.00 | -10.90 | 3 | Horizontal | 360 | 1.00 |
| 2440MHz | Pass | PK | 577.08M | 33.50 | 46.00 | -12.50 | 3 | Horizontal | 360 | 1.00 |
| 2440MHz | Pass | PK | 749.74M | 39.71 | 46.00 | -6.29 | 3 | Horizontal | 360 | 1.00 |

2.4-2.4835GHz_Thread_1TX(Port1)

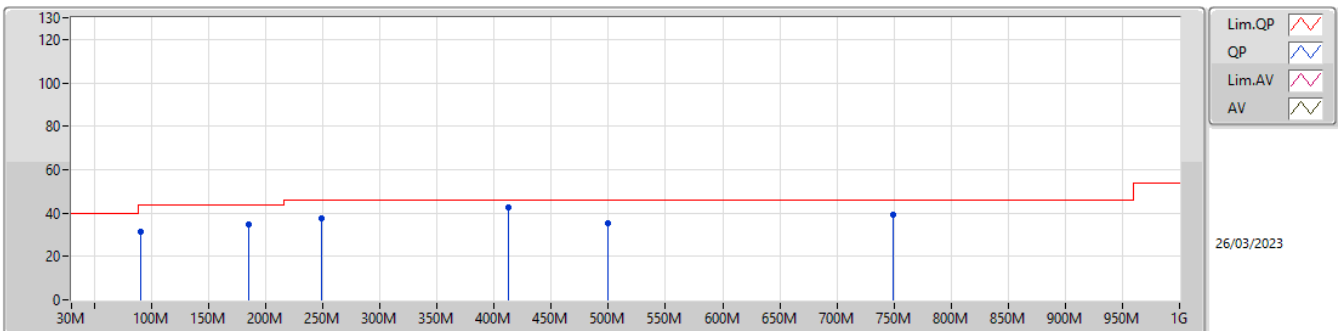
2440MHz_PoE



| Type | Freq (Hz) | Level (dBuV/m) | Limit (dBuV/m) | Margin (dB) | Factor (dB) | Dist (m) | Condition | Azimuth (°) | Height (m) | Raw (dBuV) | AF (dB) | CL (dB) | PA (dB) |
|------|-----------|----------------|----------------|-------------|-------------|----------|-----------|-------------|------------|------------|---------|---------|---------|
| PK | 53.28M | 33.27 | 40.00 | -6.73 | -14.65 | 3 | Vertical | 0 | 1.00 | 47.92 | 12.07 | 0.56 | 27.28 |
| PK | 185.2M | 32.40 | 43.50 | -11.10 | -11.70 | 3 | Vertical | 0 | 1.00 | 44.10 | 14.15 | 0.99 | 26.84 |
| PK | 249.22M | 32.60 | 46.00 | -13.40 | -8.03 | 3 | Vertical | 0 | 1.00 | 40.63 | 17.38 | 1.14 | 26.55 |
| PK | 499.48M | 34.25 | 46.00 | -11.75 | -3.81 | 3 | Vertical | 0 | 1.00 | 38.06 | 22.52 | 1.60 | 27.93 |
| PK | 577.08M | 38.94 | 46.00 | -7.06 | -2.83 | 3 | Vertical | 0 | 1.00 | 41.77 | 23.68 | 1.71 | 28.22 |
| PK | 749.74M | 35.05 | 46.00 | -10.95 | -2.37 | 3 | Vertical | 0 | 1.00 | 37.42 | 24.78 | 0.95 | 28.10 |

2.4-2.4835GHz_Thread_1TX(Port1)

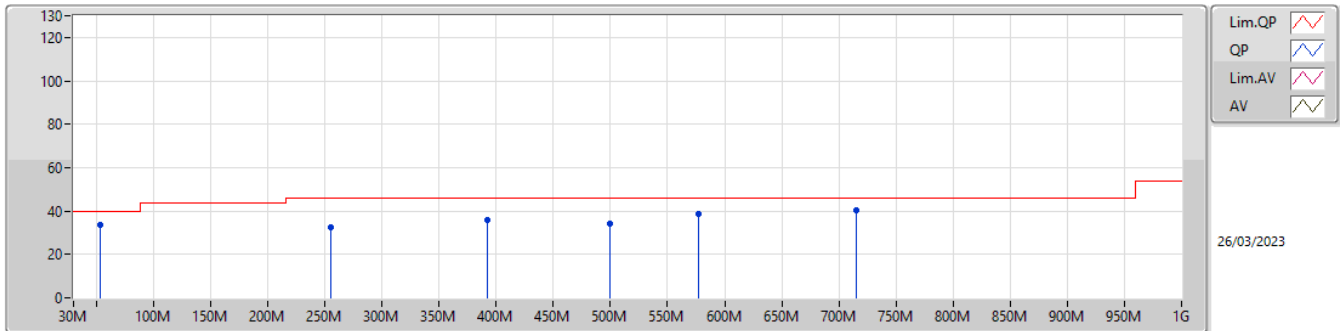
2440MHz_PoE



| Type | Freq (Hz) | Level (dBuV/m) | Limit (dBuV/m) | Margin (dB) | Factor (dB) | Dist (m) | Condition | Azimuth (°) | Height (m) | Raw (dBuV) | AF (dB) | CL (dB) | PA (dB) |
|------|-----------|----------------|----------------|-------------|-------------|----------|------------|-------------|------------|------------|---------|---------|---------|
| PK | 90.14M | 31.60 | 43.50 | -11.90 | -12.48 | 3 | Horizontal | 360 | 1.00 | 44.08 | 14.02 | 0.71 | 27.21 |
| PK | 185.2M | 34.94 | 43.50 | -8.56 | -11.70 | 3 | Horizontal | 360 | 1.00 | 46.64 | 14.15 | 0.99 | 26.84 |
| PK | 249.22M | 37.57 | 46.00 | -8.43 | -8.03 | 3 | Horizontal | 360 | 1.00 | 45.60 | 17.38 | 1.14 | 26.55 |
| PK | 412.18M | 42.54 | 46.00 | -3.46 | -4.67 | 3 | Horizontal | 360 | 1.00 | 47.21 | 21.32 | 1.45 | 27.44 |
| PK | 499.48M | 35.36 | 46.00 | -10.64 | -3.81 | 3 | Horizontal | 360 | 1.00 | 39.17 | 22.52 | 1.60 | 27.93 |
| PK | 749.74M | 39.07 | 46.00 | -6.93 | -2.37 | 3 | Horizontal | 360 | 1.00 | 41.44 | 24.78 | 0.95 | 28.10 |

2.4-2.4835GHz_Thread_1TX(Port2)

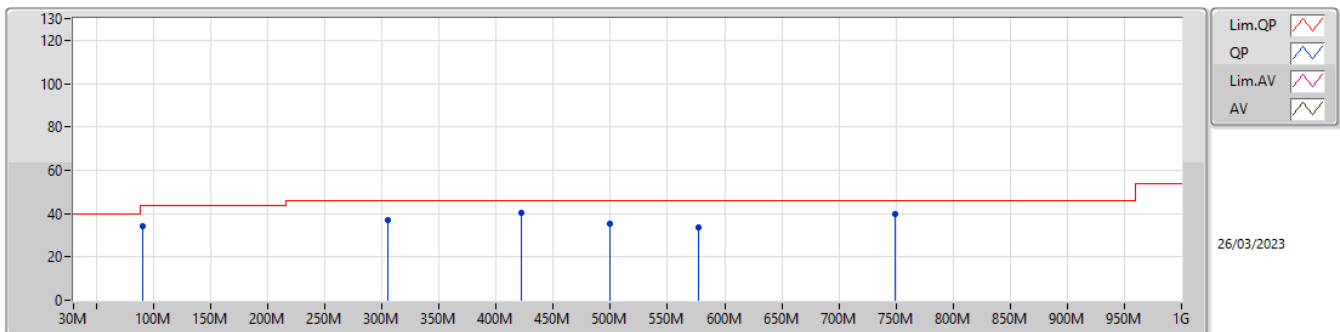
2440MHz_PoE



| Type | Freq (Hz) | Level (dBuV/m) | Limit (dBuV/m) | Margin (dB) | Factor (dB) | Dist (m) | Condition | Azimuth (°) | Height (m) | Raw (dBuV) | AF (dB) | CL (dB) | PA (dB) |
|------|-----------|----------------|----------------|-------------|-------------|----------|-----------|-------------|------------|------------|---------|---------|---------|
| PK | 53.28M | 33.76 | 40.00 | -6.24 | -14.65 | 3 | Vertical | 0 | 1.00 | 48.41 | 12.07 | 0.56 | 27.28 |
| PK | 255.04M | 32.35 | 46.00 | -13.65 | -7.36 | 3 | Vertical | 0 | 1.00 | 39.71 | 18.04 | 1.15 | 26.55 |
| PK | 392.78M | 36.03 | 46.00 | -9.97 | -5.44 | 3 | Vertical | 0 | 1.00 | 41.47 | 20.42 | 1.41 | 27.27 |
| PK | 499.48M | 34.25 | 46.00 | -11.75 | -3.81 | 3 | Vertical | 0 | 1.00 | 38.06 | 22.52 | 1.60 | 27.93 |
| PK | 577.08M | 38.89 | 46.00 | -7.11 | -2.83 | 3 | Vertical | 0 | 1.00 | 41.72 | 23.68 | 1.71 | 28.22 |
| PK | 714.82M | 40.36 | 46.00 | -5.64 | -2.34 | 3 | Vertical | 0 | 1.00 | 42.70 | 24.23 | 1.61 | 28.18 |

2.4-2.4835GHz_Thread_1TX(Port2)

2440MHz_PoE



| Type | Freq (Hz) | Level (dBuV/m) | Limit (dBuV/m) | Margin (dB) | Factor (dB) | Dist (m) | Condition | Azimuth (°) | Height (m) | Raw (dBuV) | AF (dB) | CL (dB) | PA (dB) |
|------|-----------|----------------|----------------|-------------|-------------|----------|------------|-------------|------------|------------|---------|---------|---------|
| PK | 90.14M | 34.20 | 43.50 | -9.30 | -12.48 | 3 | Horizontal | 360 | 1.00 | 46.68 | 14.02 | 0.71 | 27.21 |
| PK | 305.48M | 37.21 | 46.00 | -8.79 | -6.94 | 3 | Horizontal | 360 | 1.00 | 44.15 | 18.43 | 1.25 | 26.62 |
| PK | 421.88M | 40.36 | 46.00 | -5.64 | -4.52 | 3 | Horizontal | 360 | 1.00 | 44.88 | 21.55 | 1.47 | 27.54 |
| PK | 499.48M | 35.10 | 46.00 | -10.90 | -3.81 | 3 | Horizontal | 360 | 1.00 | 38.91 | 22.52 | 1.60 | 27.93 |
| PK | 577.08M | 33.50 | 46.00 | -12.50 | -2.83 | 3 | Horizontal | 360 | 1.00 | 36.33 | 23.68 | 1.71 | 28.22 |
| PK | 749.74M | 39.71 | 46.00 | -6.29 | -2.37 | 3 | Horizontal | 360 | 1.00 | 42.08 | 24.78 | 0.95 | 28.10 |



Summary

| Mode | Result | Type | Freq (Hz) | Level (dBuV/m) | Limit (dBuV/m) | Margin (dB) | Dist (m) | Condition | Azimuth (°) | Height (m) |
|-------------------|--------|------|-----------|----------------|----------------|-------------|----------|------------|-------------|------------|
| 2.4-2.4835GHz | - | - | - | - | - | - | - | - | - | - |
| Thread_1TX(Port1) | Pass | AV | 2.4835G | 53.89 | 54.00 | -0.11 | 3 | Horizontal | 30 | 1.10 |
| Thread_1TX(Port2) | Pass | AV | 2.4835G | 53.82 | 54.00 | -0.18 | 3 | Horizontal | 176 | 2.47 |



Result

| Mode | Result | Type | Freq (Hz) | Level (dBuV/m) | Limit (dBuV/m) | Margin (dB) | Dist (m) | Condition | Azimuth (°) | Height (m) |
|-------------------|--------|------|-----------|----------------|----------------|-------------|----------|------------|-------------|------------|
| Thread_1TX(Port1) | - | - | - | - | - | - | - | - | - | - |
| 2405MHz | Pass | AV | 2.3882G | 44.53 | 54.00 | -9.47 | 3 | Vertical | 174 | 1.06 |
| 2405MHz | Pass | AV | 2.405G | 109.00 | Inf | -Inf | 3 | Vertical | 174 | 1.06 |
| 2405MHz | Pass | PK | 2.3898G | 57.40 | 74.00 | -16.60 | 3 | Vertical | 174 | 1.06 |
| 2405MHz | Pass | PK | 2.4044G | 112.28 | Inf | -Inf | 3 | Vertical | 174 | 1.06 |
| 2405MHz | Pass | AV | 2.3664G | 44.76 | 54.00 | -9.24 | 3 | Horizontal | 65 | 1.63 |
| 2405MHz | Pass | AV | 2.405G | 110.71 | Inf | -Inf | 3 | Horizontal | 65 | 1.63 |
| 2405MHz | Pass | PK | 2.379G | 56.76 | 74.00 | -17.24 | 3 | Horizontal | 65 | 1.63 |
| 2405MHz | Pass | PK | 2.4056G | 114.07 | Inf | -Inf | 3 | Horizontal | 65 | 1.63 |
| 2405MHz | Pass | AV | 4.80904G | 34.82 | 54.00 | -19.18 | 3 | Vertical | 212 | 1.74 |
| 2405MHz | Pass | PK | 4.80868G | 45.30 | 74.00 | -28.70 | 3 | Vertical | 212 | 1.74 |
| 2405MHz | Pass | AV | 4.80892G | 32.98 | 54.00 | -21.02 | 3 | Horizontal | 290 | 2.63 |
| 2405MHz | Pass | PK | 4.80907G | 45.21 | 74.00 | -28.79 | 3 | Horizontal | 290 | 2.63 |
| 2440MHz | Pass | AV | 2.3872G | 44.15 | 54.00 | -9.85 | 3 | Vertical | 190 | 1.15 |
| 2440MHz | Pass | AV | 2.44G | 107.62 | Inf | -Inf | 3 | Vertical | 190 | 1.15 |
| 2440MHz | Pass | AV | 2.4996G | 45.07 | 54.00 | -8.93 | 3 | Vertical | 190 | 1.15 |
| 2440MHz | Pass | PK | 2.3712G | 56.79 | 74.00 | -17.21 | 3 | Vertical | 190 | 1.15 |
| 2440MHz | Pass | PK | 2.4396G | 110.98 | Inf | -Inf | 3 | Vertical | 190 | 1.15 |
| 2440MHz | Pass | PK | 2.49G | 57.56 | 74.00 | -16.44 | 3 | Vertical | 190 | 1.15 |
| 2440MHz | Pass | AV | 2.386G | 44.39 | 54.00 | -9.61 | 3 | Horizontal | 76 | 2.15 |
| 2440MHz | Pass | AV | 2.44G | 109.40 | Inf | -Inf | 3 | Horizontal | 76 | 2.15 |
| 2440MHz | Pass | AV | 2.4908G | 45.08 | 54.00 | -8.92 | 3 | Horizontal | 76 | 2.15 |
| 2440MHz | Pass | PK | 2.3628G | 56.69 | 74.00 | -17.31 | 3 | Horizontal | 76 | 2.15 |
| 2440MHz | Pass | PK | 2.4396G | 113.25 | Inf | -Inf | 3 | Horizontal | 76 | 2.15 |
| 2440MHz | Pass | PK | 2.486G | 56.55 | 74.00 | -17.45 | 3 | Horizontal | 76 | 2.15 |
| 2440MHz | Pass | AV | 4.8811G | 35.61 | 54.00 | -18.39 | 3 | Vertical | 315 | 1.36 |
| 2440MHz | Pass | AV | 7.32158G | 35.60 | 54.00 | -18.40 | 3 | Vertical | 88 | 2.99 |
| 2440MHz | Pass | PK | 4.87897G | 45.32 | 74.00 | -28.68 | 3 | Vertical | 315 | 1.36 |
| 2440MHz | Pass | PK | 7.32152G | 48.17 | 74.00 | -25.83 | 3 | Vertical | 88 | 2.99 |
| 2440MHz | Pass | AV | 4.88097G | 31.48 | 54.00 | -22.52 | 3 | Horizontal | 175 | 2.73 |
| 2440MHz | Pass | AV | 7.32155G | 35.57 | 54.00 | -18.43 | 3 | Horizontal | 43 | 2.17 |
| 2440MHz | Pass | PK | 4.87913G | 43.31 | 74.00 | -30.69 | 3 | Horizontal | 175 | 2.73 |
| 2440MHz | Pass | PK | 7.31994G | 48.33 | 74.00 | -25.67 | 3 | Horizontal | 43 | 2.17 |
| 2475MHz | Pass | AV | 2.475G | 108.06 | Inf | -Inf | 3 | Vertical | 147 | 1.11 |
| 2475MHz | Pass | AV | 2.4836G | 46.55 | 54.00 | -7.45 | 3 | Vertical | 147 | 1.11 |
| 2475MHz | Pass | PK | 2.4756G | 111.44 | Inf | -Inf | 3 | Vertical | 147 | 1.11 |
| 2475MHz | Pass | PK | 2.484G | 57.62 | 74.00 | -16.38 | 3 | Vertical | 147 | 1.11 |
| 2475MHz | Pass | AV | 2.475G | 108.06 | Inf | -Inf | 3 | Horizontal | 14 | 1.86 |
| 2475MHz | Pass | AV | 2.4835G | 46.90 | 54.00 | -7.10 | 3 | Horizontal | 14 | 1.86 |
| 2475MHz | Pass | PK | 2.4756G | 111.42 | Inf | -Inf | 3 | Horizontal | 14 | 1.86 |
| 2475MHz | Pass | PK | 2.4838G | 58.73 | 74.00 | -15.27 | 3 | Horizontal | 14 | 1.86 |
| 2475MHz | Pass | AV | 4.95107G | 35.09 | 54.00 | -18.91 | 3 | Vertical | 352 | 2.06 |
| 2475MHz | Pass | AV | 7.42676G | 36.74 | 54.00 | -17.26 | 3 | Vertical | 358 | 1.85 |
| 2475MHz | Pass | PK | 4.95106G | 46.07 | 74.00 | -27.93 | 3 | Vertical | 352 | 2.06 |
| 2475MHz | Pass | PK | 7.42698G | 48.34 | 74.00 | -25.66 | 3 | Vertical | 358 | 1.85 |
| 2475MHz | Pass | AV | 4.95097G | 31.04 | 54.00 | -22.96 | 3 | Horizontal | 177 | 2.53 |
| 2475MHz | Pass | AV | 7.42666G | 35.76 | 54.00 | -18.24 | 3 | Horizontal | 55 | 2.26 |
| 2475MHz | Pass | PK | 4.94916G | 42.76 | 74.00 | -31.24 | 3 | Horizontal | 177 | 2.53 |
| 2475MHz | Pass | PK | 7.42318G | 47.61 | 74.00 | -26.39 | 3 | Horizontal | 55 | 2.26 |
| 2480MHz | Pass | AV | 2.48G | 103.26 | Inf | -Inf | 3 | Vertical | 148 | 1.12 |
| 2480MHz | Pass | AV | 2.4835G | 52.59 | 54.00 | -1.41 | 3 | Vertical | 148 | 1.12 |
| 2480MHz | Pass | PK | 2.4796G | 106.70 | Inf | -Inf | 3 | Vertical | 148 | 1.12 |
| 2480MHz | Pass | PK | 2.4835G | 64.09 | 74.00 | -9.91 | 3 | Vertical | 148 | 1.12 |
| 2480MHz | Pass | AV | 2.48G | 103.19 | Inf | -Inf | 3 | Horizontal | 30 | 1.10 |
| 2480MHz | Pass | AV | 2.4835G | 53.89 | 54.00 | -0.11 | 3 | Horizontal | 30 | 1.10 |
| 2480MHz | Pass | PK | 2.4806G | 106.78 | Inf | -Inf | 3 | Horizontal | 30 | 1.10 |
| 2480MHz | Pass | PK | 2.4835G | 66.65 | 74.00 | -7.35 | 3 | Horizontal | 30 | 1.10 |
| 2480MHz | Pass | AV | 4.96102G | 33.55 | 54.00 | -20.45 | 3 | Vertical | 307 | 2.16 |
| 2480MHz | Pass | AV | 7.43845G | 35.82 | 54.00 | -18.18 | 3 | Vertical | 86 | 1.30 |
| 2480MHz | Pass | PK | 4.9602G | 44.65 | 74.00 | -29.35 | 3 | Vertical | 307 | 2.16 |
| 2480MHz | Pass | PK | 7.4403G | 48.16 | 74.00 | -25.84 | 3 | Vertical | 86 | 1.30 |



| Mode | Result | Type | Freq (Hz) | Level (dBuV/m) | Limit (dBuV/m) | Margin (dB) | Dist (m) | Condition | Azimuth (°) | Height (m) |
|-------------------|--------|------|-----------|----------------|----------------|-------------|----------|------------|-------------|------------|
| 2480MHz | Pass | AV | 4.95862G | 30.62 | 54.00 | -23.38 | 3 | Horizontal | 241 | 2.56 |
| 2480MHz | Pass | AV | 7.43867G | 35.44 | 54.00 | -18.56 | 3 | Horizontal | 40 | 1.63 |
| 2480MHz | Pass | PK | 4.95841G | 43.94 | 74.00 | -30.06 | 3 | Horizontal | 241 | 2.56 |
| 2480MHz | Pass | PK | 7.44176G | 47.43 | 74.00 | -26.57 | 3 | Horizontal | 40 | 1.63 |
| Thread_1TX(Port2) | - | - | - | - | - | - | - | - | - | - |
| 2405MHz | Pass | AV | 2.3666G | 44.94 | 54.00 | -9.06 | 3 | Vertical | 223 | 1.86 |
| 2405MHz | Pass | AV | 2.405G | 108.58 | Inf | -Inf | 3 | Vertical | 223 | 1.86 |
| 2405MHz | Pass | PK | 2.3666G | 57.23 | 74.00 | -16.77 | 3 | Vertical | 223 | 1.86 |
| 2405MHz | Pass | PK | 2.4044G | 112.13 | Inf | -Inf | 3 | Vertical | 223 | 1.86 |
| 2405MHz | Pass | AV | 2.3666G | 44.76 | 54.00 | -9.24 | 3 | Horizontal | 339 | 2.81 |
| 2405MHz | Pass | AV | 2.405G | 111.13 | Inf | -Inf | 3 | Horizontal | 339 | 2.81 |
| 2405MHz | Pass | PK | 2.3814G | 56.59 | 74.00 | -17.41 | 3 | Horizontal | 339 | 2.81 |
| 2405MHz | Pass | PK | 2.4044G | 114.59 | Inf | -Inf | 3 | Horizontal | 339 | 2.81 |
| 2405MHz | Pass | AV | 4.81092G | 33.00 | 54.00 | -21.00 | 3 | Vertical | 214 | 2.80 |
| 2405MHz | Pass | PK | 4.80902G | 43.56 | 74.00 | -30.44 | 3 | Vertical | 214 | 2.80 |
| 2405MHz | Pass | AV | 4.81108G | 31.59 | 54.00 | -22.41 | 3 | Horizontal | 26 | 1.77 |
| 2405MHz | Pass | PK | 4.81133G | 42.47 | 74.00 | -31.53 | 3 | Horizontal | 26 | 1.77 |
| 2440MHz | Pass | AV | 2.3892G | 44.32 | 54.00 | -9.68 | 3 | Vertical | 215 | 1.98 |
| 2440MHz | Pass | AV | 2.44G | 107.85 | Inf | -Inf | 3 | Vertical | 215 | 1.98 |
| 2440MHz | Pass | AV | 2.4972G | 45.15 | 54.00 | -8.85 | 3 | Vertical | 215 | 1.98 |
| 2440MHz | Pass | PK | 2.3696G | 56.26 | 74.00 | -17.74 | 3 | Vertical | 215 | 1.98 |
| 2440MHz | Pass | PK | 2.4396G | 111.29 | Inf | -Inf | 3 | Vertical | 215 | 1.98 |
| 2440MHz | Pass | PK | 2.4884G | 57.05 | 74.00 | -16.95 | 3 | Vertical | 215 | 1.98 |
| 2440MHz | Pass | AV | 2.38G | 44.37 | 54.00 | -9.63 | 3 | Horizontal | 337 | 1.72 |
| 2440MHz | Pass | AV | 2.44G | 111.22 | Inf | -Inf | 3 | Horizontal | 337 | 1.72 |
| 2440MHz | Pass | AV | 2.4924G | 44.98 | 54.00 | -9.02 | 3 | Horizontal | 337 | 1.72 |
| 2440MHz | Pass | PK | 2.3552G | 56.39 | 74.00 | -17.61 | 3 | Horizontal | 337 | 1.72 |
| 2440MHz | Pass | PK | 2.4404G | 114.94 | Inf | -Inf | 3 | Horizontal | 337 | 1.72 |
| 2440MHz | Pass | PK | 2.49G | 56.74 | 74.00 | -17.26 | 3 | Horizontal | 337 | 1.72 |
| 2440MHz | Pass | AV | 4.88108G | 32.37 | 54.00 | -21.63 | 3 | Vertical | 254 | 2.02 |
| 2440MHz | Pass | AV | 7.31871G | 36.22 | 54.00 | -17.78 | 3 | Vertical | 277 | 2.14 |
| 2440MHz | Pass | PK | 4.88137G | 44.29 | 74.00 | -29.71 | 3 | Vertical | 254 | 2.02 |
| 2440MHz | Pass | PK | 7.32196G | 47.94 | 74.00 | -26.06 | 3 | Vertical | 277 | 2.14 |
| 2440MHz | Pass | AV | 4.88091G | 32.26 | 54.00 | -21.74 | 3 | Horizontal | 296 | 2.68 |
| 2440MHz | Pass | AV | 7.32014G | 35.68 | 54.00 | -18.32 | 3 | Horizontal | 82 | 1.53 |
| 2440MHz | Pass | PK | 4.8792G | 43.35 | 74.00 | -30.65 | 3 | Horizontal | 296 | 2.68 |
| 2440MHz | Pass | PK | 7.31889G | 47.67 | 74.00 | -26.33 | 3 | Horizontal | 82 | 1.53 |
| 2475MHz | Pass | AV | 2.475G | 107.63 | Inf | -Inf | 3 | Vertical | 158 | 2.03 |
| 2475MHz | Pass | AV | 2.4835G | 46.69 | 54.00 | -7.31 | 3 | Vertical | 158 | 2.03 |
| 2475MHz | Pass | PK | 2.4744G | 111.19 | Inf | -Inf | 3 | Vertical | 158 | 2.03 |
| 2475MHz | Pass | PK | 2.4848G | 57.82 | 74.00 | -16.18 | 3 | Vertical | 158 | 2.03 |
| 2475MHz | Pass | AV | 2.475G | 112.15 | Inf | -Inf | 3 | Horizontal | 177 | 2.45 |
| 2475MHz | Pass | AV | 2.4835G | 49.01 | 54.00 | -4.99 | 3 | Horizontal | 177 | 2.45 |
| 2475MHz | Pass | PK | 2.4744G | 115.47 | Inf | -Inf | 3 | Horizontal | 177 | 2.45 |
| 2475MHz | Pass | PK | 2.4838G | 60.75 | 74.00 | -13.25 | 3 | Horizontal | 177 | 2.45 |
| 2475MHz | Pass | AV | 4.95096G | 32.70 | 54.00 | -21.30 | 3 | Vertical | 120 | 2.70 |
| 2475MHz | Pass | AV | 7.42666G | 36.49 | 54.00 | -17.51 | 3 | Vertical | 96 | 2.72 |
| 2475MHz | Pass | PK | 4.95121G | 43.93 | 74.00 | -30.07 | 3 | Vertical | 120 | 2.70 |
| 2475MHz | Pass | PK | 7.42351G | 49.30 | 74.00 | -24.70 | 3 | Vertical | 96 | 2.72 |
| 2475MHz | Pass | AV | 4.95119G | 32.26 | 54.00 | -21.74 | 3 | Horizontal | 229 | 2.82 |
| 2475MHz | Pass | AV | 7.42672G | 36.32 | 54.00 | -17.68 | 3 | Horizontal | 171 | 1.07 |
| 2475MHz | Pass | PK | 4.94872G | 43.59 | 74.00 | -30.41 | 3 | Horizontal | 229 | 2.82 |
| 2475MHz | Pass | PK | 7.42494G | 47.65 | 74.00 | -26.35 | 3 | Horizontal | 171 | 1.07 |
| 2480MHz | Pass | AV | 2.48G | 98.13 | Inf | -Inf | 3 | Vertical | 220 | 1.78 |
| 2480MHz | Pass | AV | 2.4835G | 49.08 | 54.00 | -4.92 | 3 | Vertical | 220 | 1.78 |
| 2480MHz | Pass | PK | 2.4794G | 101.61 | Inf | -Inf | 3 | Vertical | 220 | 1.78 |
| 2480MHz | Pass | PK | 2.4835G | 60.67 | 74.00 | -13.33 | 3 | Vertical | 220 | 1.78 |
| 2480MHz | Pass | AV | 2.48G | 104.07 | Inf | -Inf | 3 | Horizontal | 176 | 2.47 |
| 2480MHz | Pass | AV | 2.4835G | 53.82 | 54.00 | -0.18 | 3 | Horizontal | 176 | 2.47 |
| 2480MHz | Pass | PK | 2.4794G | 107.52 | Inf | -Inf | 3 | Horizontal | 176 | 2.47 |
| 2480MHz | Pass | PK | 2.4835G | 64.23 | 74.00 | -9.77 | 3 | Horizontal | 176 | 2.47 |
| 2480MHz | Pass | AV | 4.96103G | 33.03 | 54.00 | -20.97 | 3 | Vertical | 0 | 1.76 |



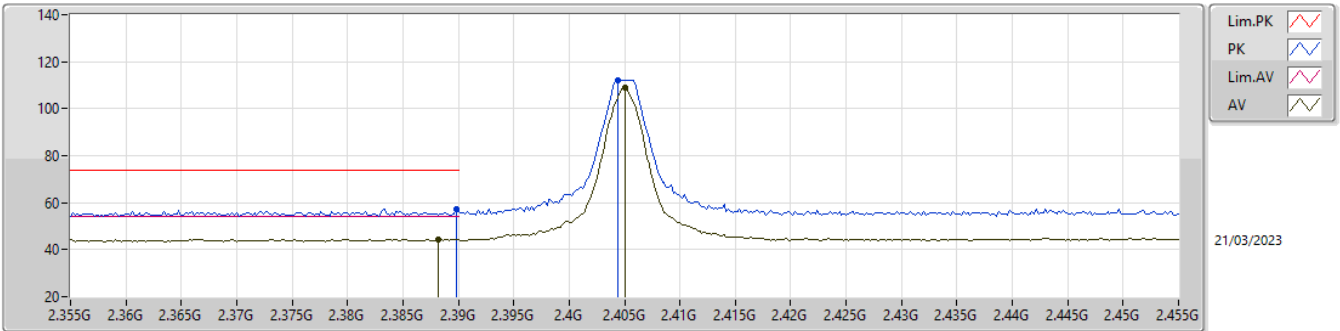
RSE TX above 1GHz

Appendix F.2

| Mode | Result | Type | Freq (Hz) | Level (dBuV/m) | Limit (dBuV/m) | Margin (dB) | Dist (m) | Condition | Azimuth (°) | Height (m) |
|---------|--------|------|-----------|----------------|----------------|-------------|----------|------------|-------------|------------|
| 2480MHz | Pass | AV | 7.43852G | 35.54 | 54.00 | -18.46 | 3 | Vertical | 52 | 1.64 |
| 2480MHz | Pass | PK | 4.95892G | 44.85 | 74.00 | -29.15 | 3 | Vertical | 0 | 1.76 |
| 2480MHz | Pass | PK | 7.44199G | 47.37 | 74.00 | -26.63 | 3 | Vertical | 52 | 1.64 |
| 2480MHz | Pass | AV | 4.96105G | 31.65 | 54.00 | -22.35 | 3 | Horizontal | 168 | 1.50 |
| 2480MHz | Pass | AV | 7.4413G | 35.44 | 54.00 | -18.56 | 3 | Horizontal | 214 | 2.68 |
| 2480MHz | Pass | PK | 4.96095G | 44.03 | 74.00 | -29.97 | 3 | Horizontal | 168 | 1.50 |
| 2480MHz | Pass | PK | 7.4388G | 47.80 | 74.00 | -26.20 | 3 | Horizontal | 214 | 2.68 |

2.4-2.4835GHz_Thread_1TX(Port1)

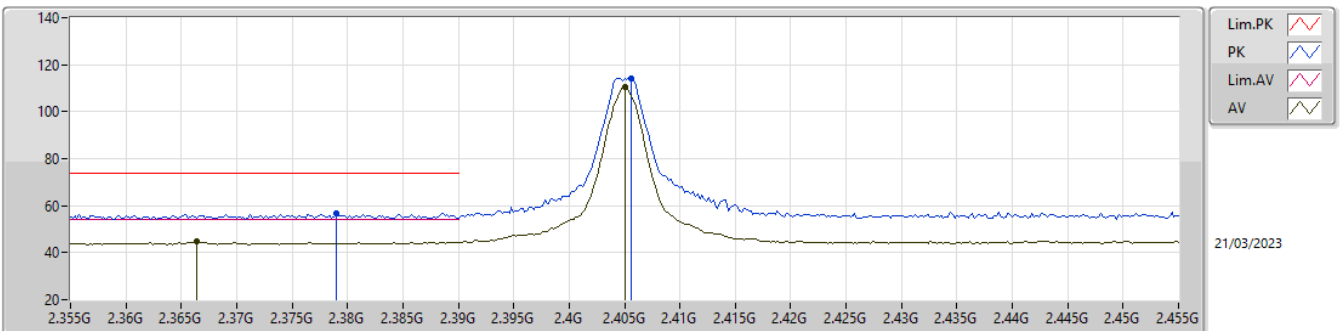
2405MHz_TX



| Type | Freq (Hz) | Level (dBuV/m) | Limit (dBuV/m) | Margin (dB) | Factor (dB) | Dist (m) | Condition | Azimuth (°) | Height (m) | Raw (dBuV) | AF (dB) | CL (dB) | PA (dB) |
|------|-----------|----------------|----------------|-------------|-------------|----------|-----------|-------------|------------|------------|---------|---------|---------|
| AV | 2.3882G | 44.53 | 54.00 | -9.47 | 31.02 | 3 | Vertical | 174 | 1.06 | 13.51 | 27.43 | 3.59 | - |
| AV | 2.405G | 109.00 | Inf | -Inf | 31.13 | 3 | Vertical | 174 | 1.06 | 77.87 | 27.53 | 3.60 | - |
| PK | 2.3898G | 57.40 | 74.00 | -16.60 | 31.03 | 3 | Vertical | 174 | 1.06 | 26.37 | 27.44 | 3.59 | - |
| PK | 2.4044G | 112.28 | Inf | -Inf | 31.13 | 3 | Vertical | 174 | 1.06 | 81.15 | 27.53 | 3.60 | - |

2.4-2.4835GHz_Thread_1TX(Port1)

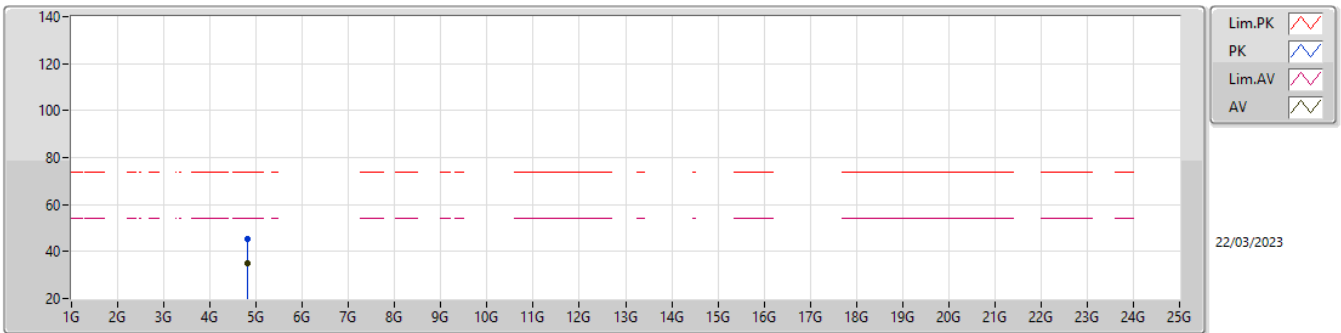
2405MHz_TX



| Type | Freq (Hz) | Level (dBuV/m) | Limit (dBuV/m) | Margin (dB) | Factor (dB) | Dist (m) | Condition | Azimuth (°) | Height (m) | Raw (dBuV) | AF (dB) | CL (dB) | PA (dB) |
|------|-----------|----------------|----------------|-------------|-------------|----------|------------|-------------|------------|------------|---------|---------|---------|
| AV | 2.3664G | 44.76 | 54.00 | -9.24 | 30.88 | 3 | Horizontal | 65 | 1.63 | 13.88 | 27.30 | 3.58 | - |
| AV | 2.405G | 110.71 | Inf | -Inf | 31.13 | 3 | Horizontal | 65 | 1.63 | 79.58 | 27.53 | 3.60 | - |
| PK | 2.379G | 56.76 | 74.00 | -17.24 | 30.96 | 3 | Horizontal | 65 | 1.63 | 25.80 | 27.37 | 3.59 | - |
| PK | 2.4056G | 114.07 | Inf | -Inf | 31.14 | 3 | Horizontal | 65 | 1.63 | 82.93 | 27.53 | 3.61 | - |

2.4-2.4835GHz_Thread_1TX(Port1)

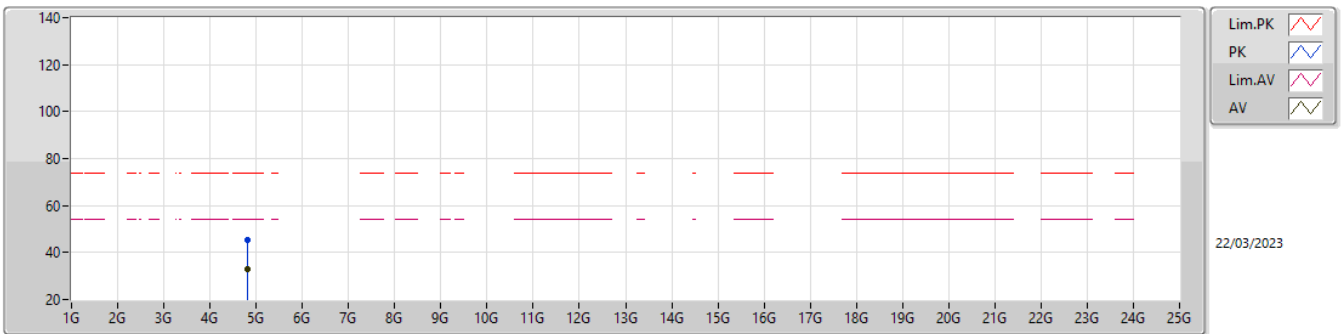
2405MHz_TX



| Type | Freq (Hz) | Level (dBuV/m) | Limit (dBuV/m) | Margin (dB) | Factor (dB) | Dist (m) | Condition | Azimuth (°) | Height (m) | Raw (dBuV) | AF (dB) | CL (dB) | PA (dB) |
|------|-----------|----------------|----------------|-------------|-------------|----------|-----------|-------------|------------|------------|---------|---------|---------|
| AV | 4.80904G | 34.82 | 54.00 | -19.18 | 0.52 | 3 | Vertical | 212 | 1.74 | 34.30 | 32.45 | 5.15 | 37.08 |
| PK | 4.80868G | 45.30 | 74.00 | -28.70 | 0.52 | 3 | Vertical | 212 | 1.74 | 44.78 | 32.45 | 5.15 | 37.08 |

2.4-2.4835GHz_Thread_1TX(Port1)

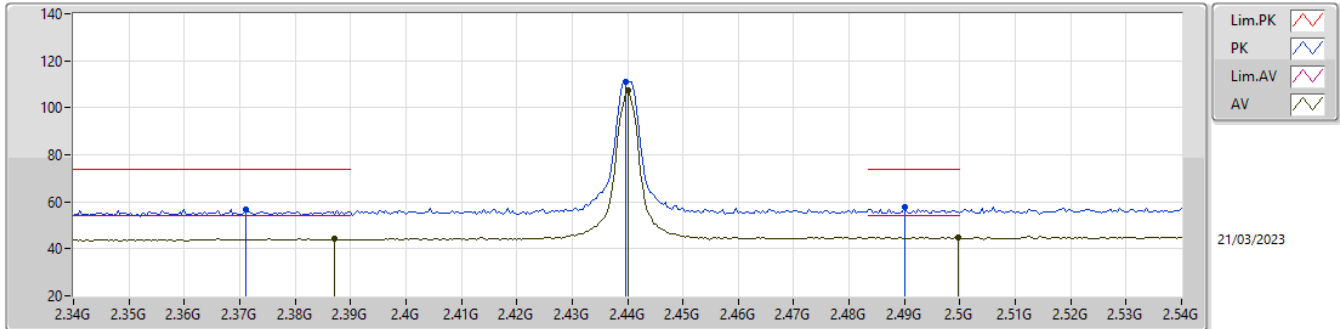
2405MHz_TX



| Type | Freq (Hz) | Level (dBuV/m) | Limit (dBuV/m) | Margin (dB) | Factor (dB) | Dist (m) | Condition | Azimuth (°) | Height (m) | Raw (dBuV) | AF (dB) | CL (dB) | PA (dB) |
|------|-----------|----------------|----------------|-------------|-------------|----------|------------|-------------|------------|------------|---------|---------|---------|
| AV | 4.80892G | 32.98 | 54.00 | -21.02 | 0.52 | 3 | Horizontal | 290 | 2.63 | 32.46 | 32.45 | 5.15 | 37.08 |
| PK | 4.80907G | 45.21 | 74.00 | -28.79 | 0.52 | 3 | Horizontal | 290 | 2.63 | 44.69 | 32.45 | 5.15 | 37.08 |

2.4-2.4835GHz_Thread_1TX(Port1)

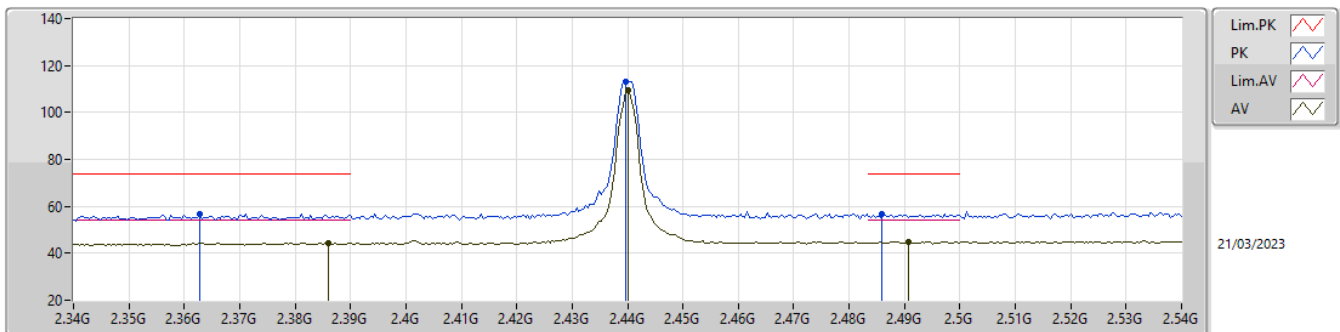
2440MHz_TX



| Type | Freq (Hz) | Level (dBuV/m) | Limit (dBuV/m) | Margin (dB) | Factor (dB) | Dist (m) | Condition | Azimuth (°) | Height (m) | Raw (dBuV) | AF (dB) | CL (dB) | PA (dB) |
|------|-----------|----------------|----------------|-------------|-------------|----------|-----------|-------------|------------|------------|---------|---------|---------|
| AV | 2.3872G | 44.15 | 54.00 | -9.85 | 31.01 | 3 | Vertical | 190 | 1.15 | 13.14 | 27.42 | 3.59 | - |
| AV | 2.44G | 107.62 | Inf | -Inf | 31.38 | 3 | Vertical | 190 | 1.15 | 76.24 | 27.74 | 3.64 | - |
| AV | 2.4996G | 45.07 | 54.00 | -8.93 | 31.59 | 3 | Vertical | 190 | 1.15 | 13.48 | 27.90 | 3.69 | - |
| PK | 2.3712G | 56.79 | 74.00 | -17.21 | 30.91 | 3 | Vertical | 190 | 1.15 | 25.88 | 27.33 | 3.58 | - |
| PK | 2.4396G | 110.98 | Inf | -Inf | 31.38 | 3 | Vertical | 190 | 1.15 | 79.60 | 27.74 | 3.64 | - |
| PK | 2.49G | 57.56 | 74.00 | -16.44 | 31.56 | 3 | Vertical | 190 | 1.15 | 26.00 | 27.88 | 3.68 | - |

2.4-2.4835GHz_Thread_1TX(Port1)

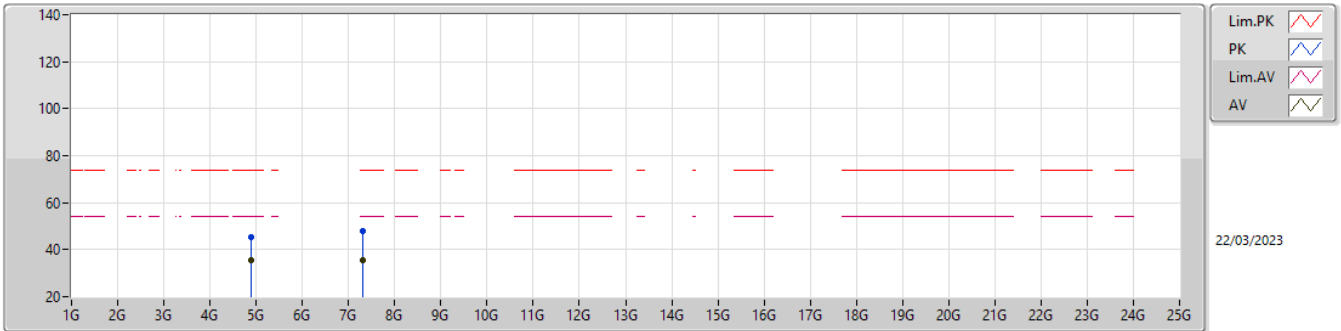
2440MHz_TX



| Type | Freq (Hz) | Level (dBuV/m) | Limit (dBuV/m) | Margin (dB) | Factor (dB) | Dist (m) | Condition | Azimuth (°) | Height (m) | Raw (dBuV) | AF (dB) | CL (dB) | PA (dB) |
|------|-----------|----------------|----------------|-------------|-------------|----------|------------|-------------|------------|------------|---------|---------|---------|
| AV | 2.386G | 44.39 | 54.00 | -9.61 | 31.01 | 3 | Horizontal | 76 | 2.15 | 13.38 | 27.42 | 3.59 | - |
| AV | 2.44G | 109.40 | Inf | -Inf | 31.38 | 3 | Horizontal | 76 | 2.15 | 78.02 | 27.74 | 3.64 | - |
| AV | 2.4908G | 45.08 | 54.00 | -8.92 | 31.56 | 3 | Horizontal | 76 | 2.15 | 13.52 | 27.88 | 3.68 | - |
| PK | 2.3628G | 56.69 | 74.00 | -17.31 | 30.86 | 3 | Horizontal | 76 | 2.15 | 25.83 | 27.28 | 3.58 | - |
| PK | 2.4396G | 113.25 | Inf | -Inf | 31.38 | 3 | Horizontal | 76 | 2.15 | 81.87 | 27.74 | 3.64 | - |
| PK | 2.486G | 56.55 | 74.00 | -17.45 | 31.55 | 3 | Horizontal | 76 | 2.15 | 25.00 | 27.87 | 3.68 | - |

2.4-2.4835GHz_Thread_1TX(Port1)

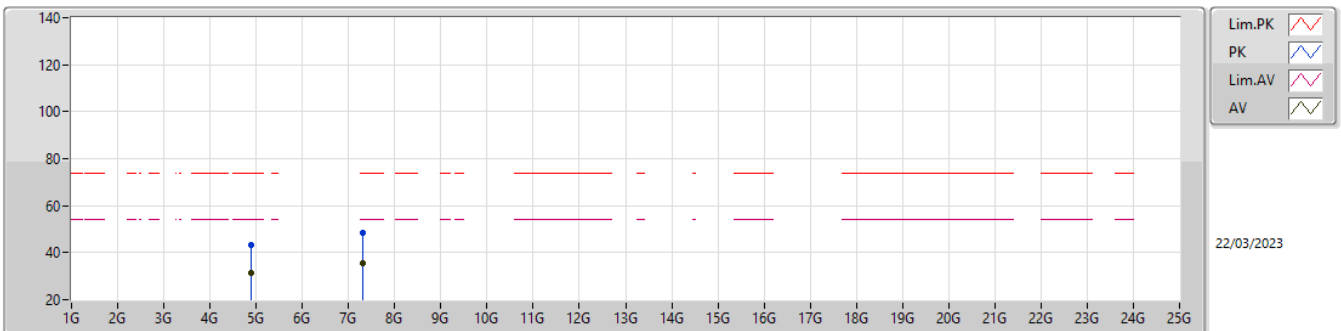
2440MHz_TX



| Type | Freq (Hz) | Level (dBuV/m) | Limit (dBuV/m) | Margin (dB) | Factor (dB) | Dist (m) | Condition | Azimuth (°) | Height (m) | Raw (dBuV) | AF (dB) | CL (dB) | PA (dB) |
|------|-----------|----------------|----------------|-------------|-------------|----------|-----------|-------------|------------|------------|---------|---------|---------|
| AV | 4.8811G | 35.61 | 54.00 | -18.39 | 0.91 | 3 | Vertical | 315 | 1.36 | 34.70 | 32.82 | 5.17 | 37.08 |
| AV | 7.32158G | 35.60 | 54.00 | -18.40 | 7.19 | 3 | Vertical | 88 | 2.99 | 28.41 | 37.11 | 6.56 | 36.48 |
| PK | 4.87897G | 45.32 | 74.00 | -28.68 | 0.91 | 3 | Vertical | 315 | 1.36 | 44.41 | 32.82 | 5.17 | 37.08 |
| PK | 7.32152G | 48.17 | 74.00 | -25.83 | 7.19 | 3 | Vertical | 88 | 2.99 | 40.98 | 37.11 | 6.56 | 36.48 |

2.4-2.4835GHz_Thread_1TX(Port1)

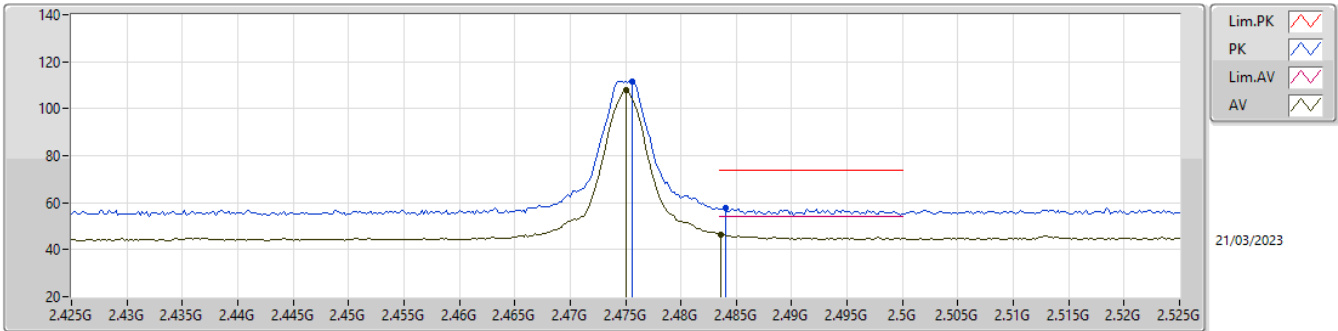
2440MHz_TX



| Type | Freq (Hz) | Level (dBuV/m) | Limit (dBuV/m) | Margin (dB) | Factor (dB) | Dist (m) | Condition | Azimuth (°) | Height (m) | Raw (dBuV) | AF (dB) | CL (dB) | PA (dB) |
|------|-----------|----------------|----------------|-------------|-------------|----------|------------|-------------|------------|------------|---------|---------|---------|
| AV | 4.88097G | 31.48 | 54.00 | -22.52 | 0.91 | 3 | Horizontal | 175 | 2.73 | 30.57 | 32.82 | 5.17 | 37.08 |
| AV | 7.32155G | 35.57 | 54.00 | -18.43 | 7.19 | 3 | Horizontal | 43 | 2.17 | 28.38 | 37.11 | 6.56 | 36.48 |
| PK | 4.87913G | 43.31 | 74.00 | -30.69 | 0.91 | 3 | Horizontal | 175 | 2.73 | 42.40 | 32.82 | 5.17 | 37.08 |
| PK | 7.31994G | 48.33 | 74.00 | -25.67 | 7.20 | 3 | Horizontal | 43 | 2.17 | 41.13 | 37.12 | 6.56 | 36.48 |

2.4-2.4835GHz_Thread_1TX(Port1)

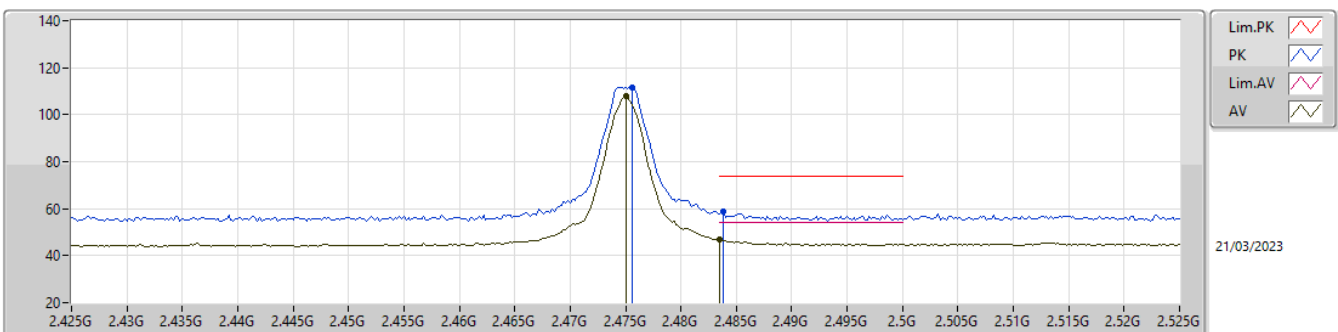
2475MHz_TX



| Type | Freq (Hz) | Level (dBuV/m) | Limit (dBuV/m) | Margin (dB) | Factor (dB) | Dist (m) | Condition | Azimuth (°) | Height (m) | Raw (dBuV) | AF (dB) | CL (dB) | PA (dB) |
|------|-----------|----------------|----------------|-------------|-------------|----------|-----------|-------------|------------|------------|---------|---------|---------|
| AV | 2.475G | 108.06 | Inf | -Inf | 31.52 | 3 | Vertical | 147 | 1.11 | 76.54 | 27.85 | 3.67 | - |
| AV | 2.4836G | 46.55 | 54.00 | -7.45 | 31.55 | 3 | Vertical | 147 | 1.11 | 15.00 | 27.87 | 3.68 | - |
| PK | 2.4756G | 111.44 | Inf | -Inf | 31.52 | 3 | Vertical | 147 | 1.11 | 79.92 | 27.85 | 3.67 | - |
| PK | 2.484G | 57.62 | 74.00 | -16.38 | 31.55 | 3 | Vertical | 147 | 1.11 | 26.07 | 27.87 | 3.68 | - |

2.4-2.4835GHz_Thread_1TX(Port1)

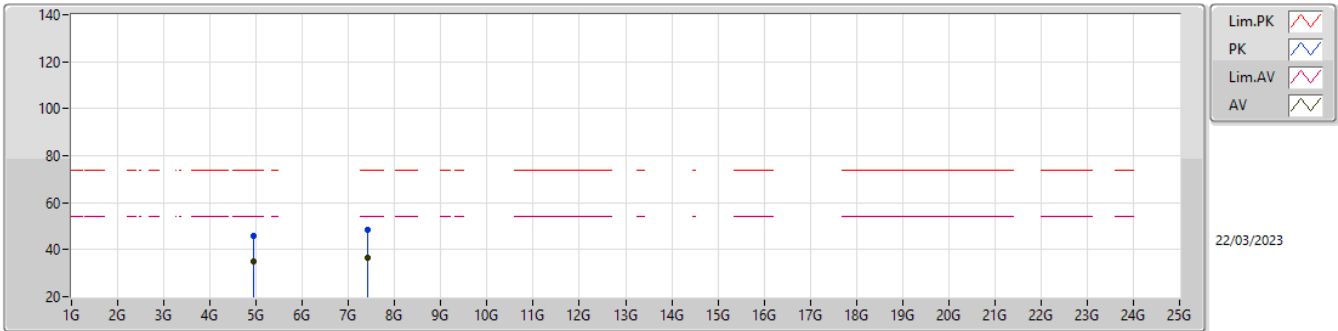
2475MHz_TX



| Type | Freq (Hz) | Level (dBuV/m) | Limit (dBuV/m) | Margin (dB) | Factor (dB) | Dist (m) | Condition | Azimuth (°) | Height (m) | Raw (dBuV) | AF (dB) | CL (dB) | PA (dB) |
|------|-----------|----------------|----------------|-------------|-------------|----------|------------|-------------|------------|------------|---------|---------|---------|
| AV | 2.475G | 108.06 | Inf | -Inf | 31.52 | 3 | Horizontal | 14 | 1.86 | 76.54 | 27.85 | 3.67 | - |
| AV | 2.4835G | 46.90 | 54.00 | -7.10 | 31.55 | 3 | Horizontal | 14 | 1.86 | 15.35 | 27.87 | 3.68 | - |
| PK | 2.4756G | 111.42 | Inf | -Inf | 31.52 | 3 | Horizontal | 14 | 1.86 | 79.90 | 27.85 | 3.67 | - |
| PK | 2.4838G | 58.73 | 74.00 | -15.27 | 31.55 | 3 | Horizontal | 14 | 1.86 | 27.18 | 27.87 | 3.68 | - |

2.4-2.4835GHz_Thread_1TX(Port1)

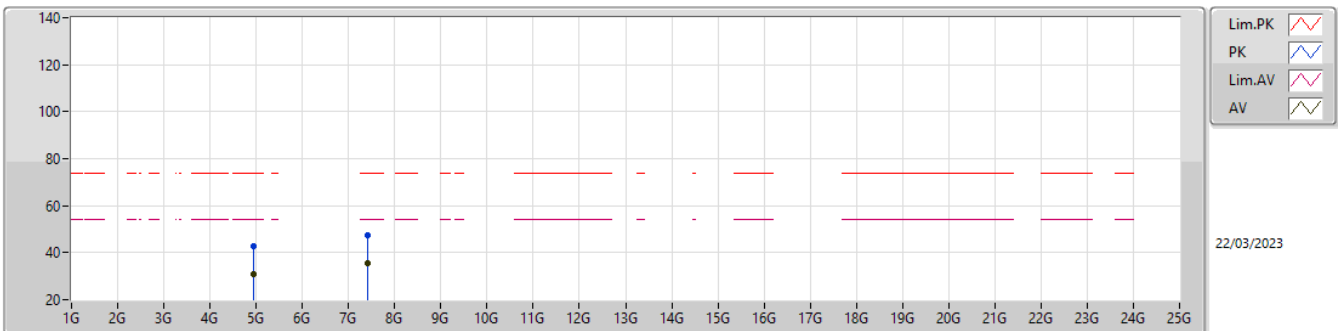
2475MHz_TX



| Type | Freq (Hz) | Level (dBuV/m) | Limit (dBuV/m) | Margin (dB) | Factor (dB) | Dist (m) | Condition | Azimuth (°) | Height (m) | Raw (dBuV) | AF (dB) | CL (dB) | PA (dB) |
|------|-----------|----------------|----------------|-------------|-------------|----------|-----------|-------------|------------|------------|---------|---------|---------|
| AV | 4.95107G | 35.09 | 54.00 | -18.91 | 1.13 | 3 | Vertical | 352 | 2.06 | 33.96 | 33.01 | 5.20 | 37.08 |
| AV | 7.42676G | 36.74 | 54.00 | -17.26 | 6.70 | 3 | Vertical | 358 | 1.85 | 30.04 | 36.69 | 6.37 | 36.36 |
| PK | 4.95106G | 46.07 | 74.00 | -27.93 | 1.13 | 3 | Vertical | 352 | 2.06 | 44.94 | 33.01 | 5.20 | 37.08 |
| PK | 7.42698G | 48.34 | 74.00 | -25.66 | 6.70 | 3 | Vertical | 358 | 1.85 | 41.64 | 36.69 | 6.37 | 36.36 |

2.4-2.4835GHz_Thread_1TX(Port1)

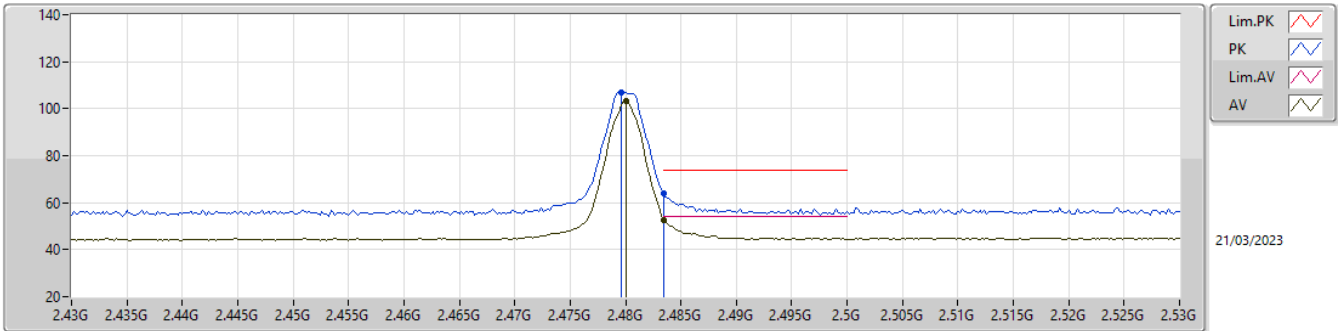
2475MHz_TX



| Type | Freq (Hz) | Level (dBuV/m) | Limit (dBuV/m) | Margin (dB) | Factor (dB) | Dist (m) | Condition | Azimuth (°) | Height (m) | Raw (dBuV) | AF (dB) | CL (dB) | PA (dB) |
|------|-----------|----------------|----------------|-------------|-------------|----------|------------|-------------|------------|------------|---------|---------|---------|
| AV | 4.95097G | 31.04 | 54.00 | -22.96 | 1.13 | 3 | Horizontal | 177 | 2.53 | 29.91 | 33.01 | 5.20 | 37.08 |
| AV | 7.42666G | 35.76 | 54.00 | -18.24 | 6.70 | 3 | Horizontal | 55 | 2.26 | 29.06 | 36.69 | 6.37 | 36.36 |
| PK | 4.94916G | 42.76 | 74.00 | -31.24 | 1.11 | 3 | Horizontal | 177 | 2.53 | 41.65 | 33.00 | 5.19 | 37.08 |
| PK | 7.42318G | 47.61 | 74.00 | -26.39 | 6.72 | 3 | Horizontal | 55 | 2.26 | 40.89 | 36.71 | 6.37 | 36.36 |

2.4-2.4835GHz_Thread_1TX(Port1)

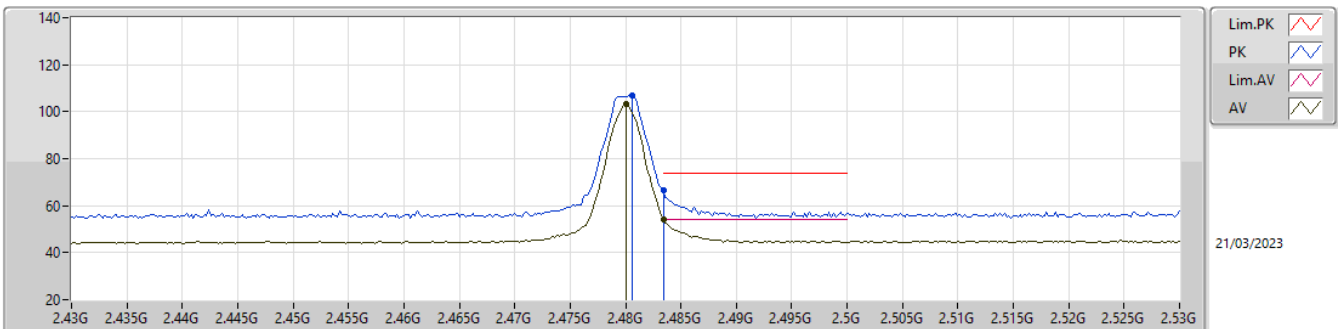
2480MHz_TX



| Type | Freq (Hz) | Level (dBuV/m) | Limit (dBuV/m) | Margin (dB) | Factor (dB) | Dist (m) | Condition | Azimuth (°) | Height (m) | Raw (dBuV) | AF (dB) | CL (dB) | PA (dB) |
|------|-----------|----------------|----------------|-------------|-------------|----------|-----------|-------------|------------|------------|---------|---------|---------|
| AV | 2.48G | 103.26 | Inf | -Inf | 31.53 | 3 | Vertical | 148 | 1.12 | 71.73 | 27.86 | 3.67 | - |
| AV | 2.4835G | 52.59 | 54.00 | -1.41 | 31.55 | 3 | Vertical | 148 | 1.12 | 21.04 | 27.87 | 3.68 | - |
| PK | 2.4796G | 106.70 | Inf | -Inf | 31.53 | 3 | Vertical | 148 | 1.12 | 75.17 | 27.86 | 3.67 | - |
| PK | 2.4835G | 64.09 | 74.00 | -9.91 | 31.55 | 3 | Vertical | 148 | 1.12 | 32.54 | 27.87 | 3.68 | - |

2.4-2.4835GHz_Thread_1TX(Port1)

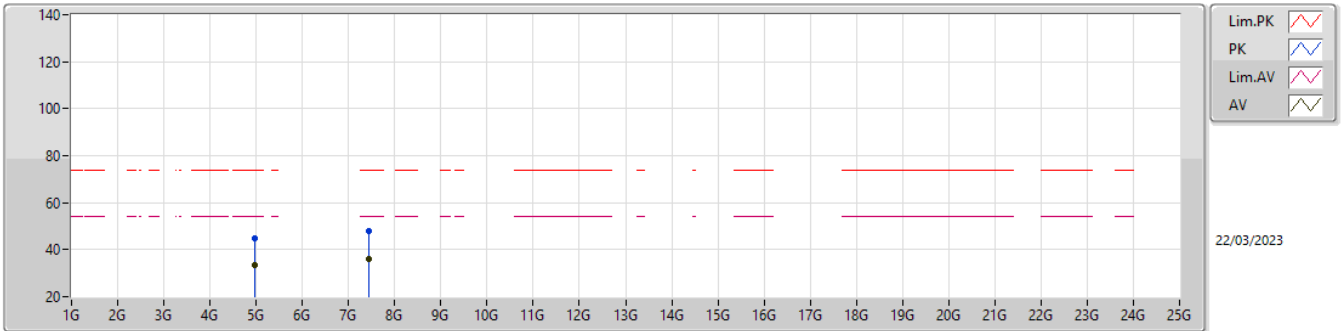
2480MHz_TX



| Type | Freq (Hz) | Level (dBuV/m) | Limit (dBuV/m) | Margin (dB) | Factor (dB) | Dist (m) | Condition | Azimuth (°) | Height (m) | Raw (dBuV) | AF (dB) | CL (dB) | PA (dB) |
|------|-----------|----------------|----------------|-------------|-------------|----------|------------|-------------|------------|------------|---------|---------|---------|
| AV | 2.48G | 103.19 | Inf | -Inf | 31.53 | 3 | Horizontal | 30 | 1.10 | 71.66 | 27.86 | 3.67 | - |
| AV | 2.4835G | 53.89 | 54.00 | -0.11 | 31.55 | 3 | Horizontal | 30 | 1.10 | 22.34 | 27.87 | 3.68 | - |
| PK | 2.4806G | 106.78 | Inf | -Inf | 31.53 | 3 | Horizontal | 30 | 1.10 | 75.25 | 27.86 | 3.67 | - |
| PK | 2.4835G | 66.65 | 74.00 | -7.35 | 31.55 | 3 | Horizontal | 30 | 1.10 | 35.10 | 27.87 | 3.68 | - |

2.4-2.4835GHz_Thread_1TX(Port1)

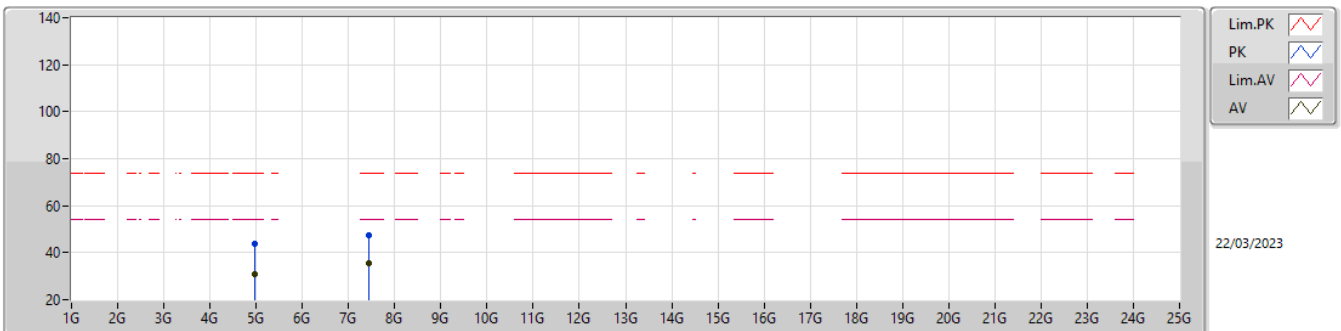
2480MHz_TX



| Type | Freq (Hz) | Level (dBuV/m) | Limit (dBuV/m) | Margin (dB) | Factor (dB) | Dist (m) | Condition | Azimuth (°) | Height (m) | Raw (dBuV) | AF (dB) | CL (dB) | PA (dB) |
|------|-----------|----------------|----------------|-------------|-------------|----------|-----------|-------------|------------|------------|---------|---------|---------|
| AV | 4.96102G | 33.55 | 54.00 | -20.45 | 1.21 | 3 | Vertical | 307 | 2.16 | 32.34 | 33.09 | 5.20 | 37.08 |
| AV | 7.43845G | 35.82 | 54.00 | -18.18 | 6.69 | 3 | Vertical | 86 | 1.30 | 29.13 | 36.65 | 6.38 | 36.34 |
| PK | 4.9602G | 44.65 | 74.00 | -29.35 | 1.20 | 3 | Vertical | 307 | 2.16 | 43.45 | 33.08 | 5.20 | 37.08 |
| PK | 7.4403G | 48.16 | 74.00 | -25.84 | 6.68 | 3 | Vertical | 86 | 1.30 | 41.48 | 36.64 | 6.38 | 36.34 |

2.4-2.4835GHz_Thread_1TX(Port1)

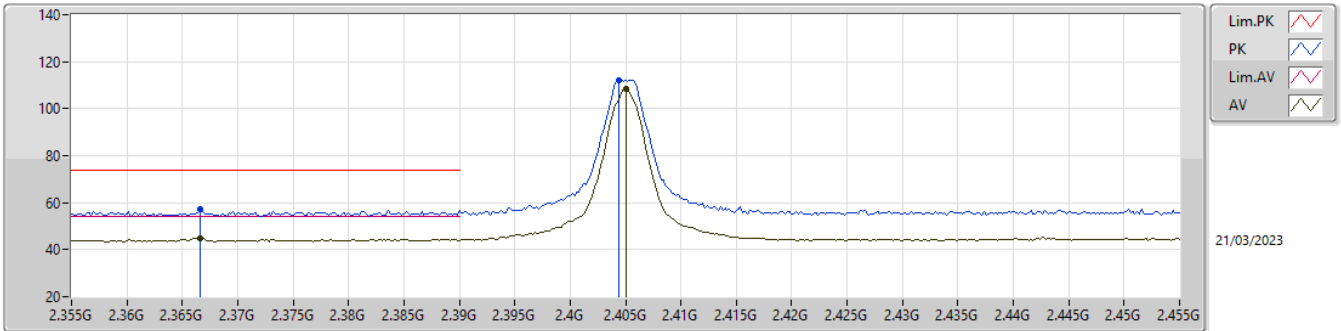
2480MHz_TX



| Type | Freq (Hz) | Level (dBuV/m) | Limit (dBuV/m) | Margin (dB) | Factor (dB) | Dist (m) | Condition | Azimuth (°) | Height (m) | Raw (dBuV) | AF (dB) | CL (dB) | PA (dB) |
|------|-----------|----------------|----------------|-------------|-------------|----------|------------|-------------|------------|------------|---------|---------|---------|
| AV | 4.95862G | 30.62 | 54.00 | -23.38 | 1.19 | 3 | Horizontal | 241 | 2.56 | 29.43 | 33.07 | 5.20 | 37.08 |
| AV | 7.43867G | 35.44 | 54.00 | -18.56 | 6.69 | 3 | Horizontal | 40 | 1.63 | 28.75 | 36.65 | 6.38 | 36.34 |
| PK | 4.95841G | 43.94 | 74.00 | -30.06 | 1.19 | 3 | Horizontal | 241 | 2.56 | 42.75 | 33.07 | 5.20 | 37.08 |
| PK | 7.44176G | 47.43 | 74.00 | -26.57 | 6.67 | 3 | Horizontal | 40 | 1.63 | 40.76 | 36.63 | 6.38 | 36.34 |

2.4-2.4835GHz_Thread_1TX(Port2)

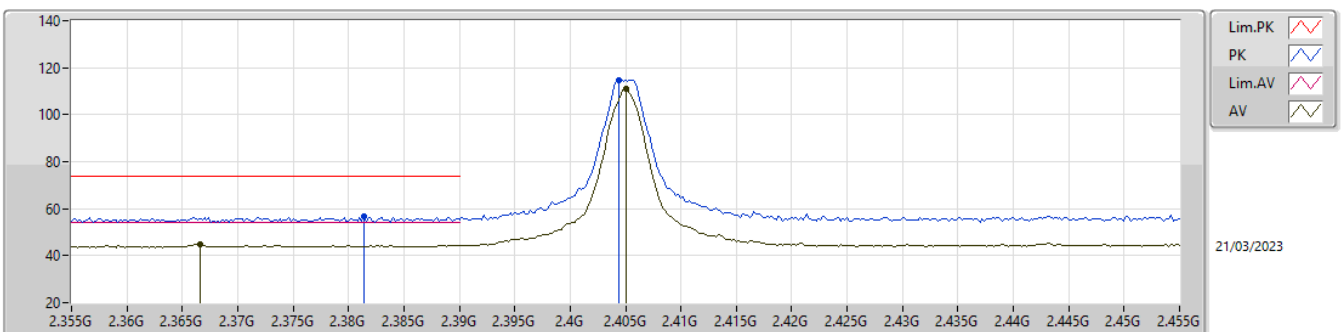
2405MHz_TX



| Type | Freq (Hz) | Level (dBuV/m) | Limit (dBuV/m) | Margin (dB) | Factor (dB) | Dist (m) | Condition | Azimuth (°) | Height (m) | Raw (dBuV) | AF (dB) | CL (dB) | PA (dB) |
|------|-----------|----------------|----------------|-------------|-------------|----------|-----------|-------------|------------|------------|---------|---------|---------|
| AV | 2.3666G | 44.94 | 54.00 | -9.06 | 30.88 | 3 | Vertical | 223 | 1.86 | 14.06 | 27.30 | 3.58 | - |
| AV | 2.405G | 108.58 | Inf | -Inf | 31.13 | 3 | Vertical | 223 | 1.86 | 77.45 | 27.53 | 3.60 | - |
| PK | 2.3666G | 57.23 | 74.00 | -16.77 | 30.88 | 3 | Vertical | 223 | 1.86 | 26.35 | 27.30 | 3.58 | - |
| PK | 2.4044G | 112.13 | Inf | -Inf | 31.13 | 3 | Vertical | 223 | 1.86 | 81.00 | 27.53 | 3.60 | - |

2.4-2.4835GHz_Thread_1TX(Port2)

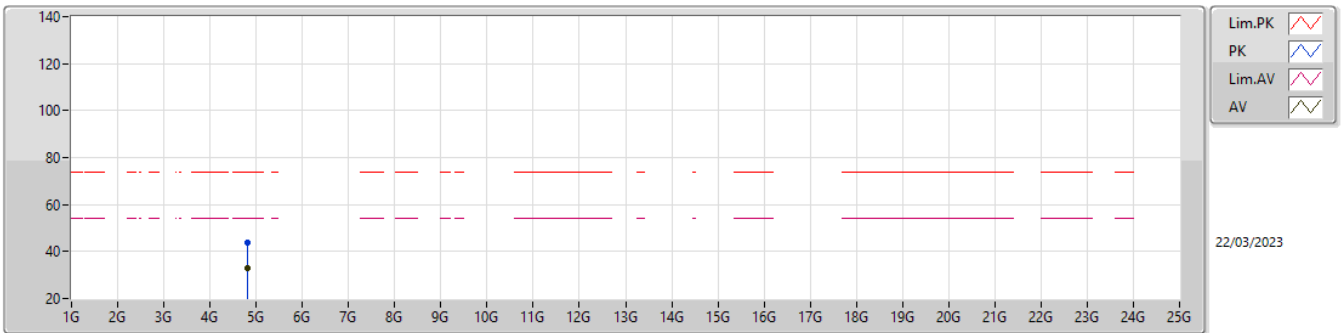
2405MHz_TX



| Type | Freq (Hz) | Level (dBuV/m) | Limit (dBuV/m) | Margin (dB) | Factor (dB) | Dist (m) | Condition | Azimuth (°) | Height (m) | Raw (dBuV) | AF (dB) | CL (dB) | PA (dB) |
|------|-----------|----------------|----------------|-------------|-------------|----------|------------|-------------|------------|------------|---------|---------|---------|
| AV | 2.3666G | 44.76 | 54.00 | -9.24 | 30.88 | 3 | Horizontal | 339 | 2.81 | 13.88 | 27.30 | 3.58 | - |
| AV | 2.405G | 111.13 | Inf | -Inf | 31.13 | 3 | Horizontal | 339 | 2.81 | 80.00 | 27.53 | 3.60 | - |
| PK | 2.3814G | 56.59 | 74.00 | -17.41 | 30.98 | 3 | Horizontal | 339 | 2.81 | 25.61 | 27.39 | 3.59 | - |
| PK | 2.4044G | 114.59 | Inf | -Inf | 31.13 | 3 | Horizontal | 339 | 2.81 | 83.46 | 27.53 | 3.60 | - |

2.4-2.4835GHz_Thread_1TX(Port2)

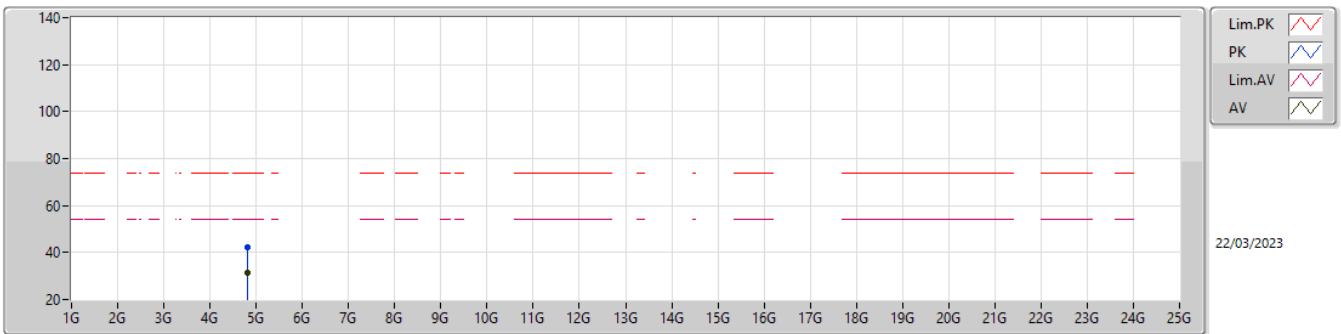
2405MHz_TX



| Type | Freq (Hz) | Level (dBuV/m) | Limit (dBuV/m) | Margin (dB) | Factor (dB) | Dist (m) | Condition | Azimuth (°) | Height (m) | Raw (dBuV) | AF (dB) | CL (dB) | PA (dB) |
|------|-----------|----------------|----------------|-------------|-------------|----------|-----------|-------------|------------|------------|---------|---------|---------|
| AV | 4.81092G | 33.00 | 54.00 | -21.00 | 0.54 | 3 | Vertical | 214 | 2.80 | 32.46 | 32.47 | 5.15 | 37.08 |
| PK | 4.80902G | 43.56 | 74.00 | -30.44 | 0.52 | 3 | Vertical | 214 | 2.80 | 43.04 | 32.45 | 5.15 | 37.08 |

2.4-2.4835GHz_Thread_1TX(Port2)

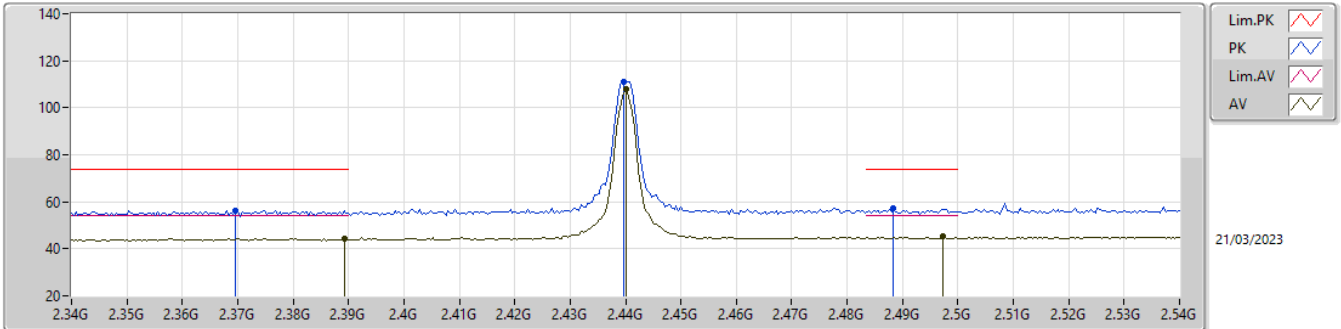
2405MHz_TX



| Type | Freq (Hz) | Level (dBuV/m) | Limit (dBuV/m) | Margin (dB) | Factor (dB) | Dist (m) | Condition | Azimuth (°) | Height (m) | Raw (dBuV) | AF (dB) | CL (dB) | PA (dB) |
|------|-----------|----------------|----------------|-------------|-------------|----------|------------|-------------|------------|------------|---------|---------|---------|
| AV | 4.81108G | 31.59 | 54.00 | -22.41 | 0.54 | 3 | Horizontal | 26 | 1.77 | 31.05 | 32.47 | 5.15 | 37.08 |
| PK | 4.81133G | 42.47 | 74.00 | -31.53 | 0.54 | 3 | Horizontal | 26 | 1.77 | 41.93 | 32.47 | 5.15 | 37.08 |

2.4-2.4835GHz_Thread_1TX(Port2)

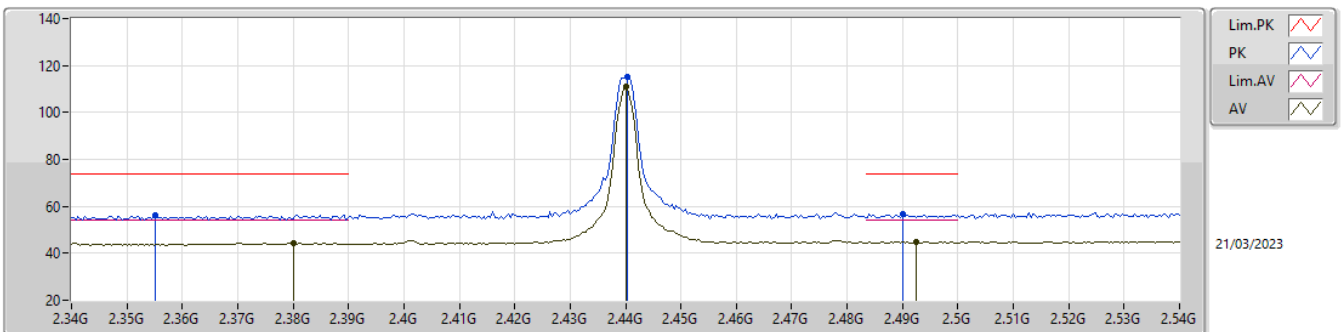
2440MHz_TX



| Type | Freq (Hz) | Level (dBuV/m) | Limit (dBuV/m) | Margin (dB) | Factor (dB) | Dist (m) | Condition | Azimuth (°) | Height (m) | Raw (dBuV) | AF (dB) | CL (dB) | PA (dB) |
|------|-----------|----------------|----------------|-------------|-------------|----------|-----------|-------------|------------|------------|---------|---------|---------|
| AV | 2.3892G | 44.32 | 54.00 | -9.68 | 31.03 | 3 | Vertical | 215 | 1.98 | 13.29 | 27.44 | 3.59 | - |
| AV | 2.44G | 107.85 | Inf | -Inf | 31.38 | 3 | Vertical | 215 | 1.98 | 76.47 | 27.74 | 3.64 | - |
| AV | 2.4972G | 45.15 | 54.00 | -8.85 | 31.58 | 3 | Vertical | 215 | 1.98 | 13.57 | 27.89 | 3.69 | - |
| PK | 2.3696G | 56.26 | 74.00 | -17.74 | 30.90 | 3 | Vertical | 215 | 1.98 | 25.36 | 27.32 | 3.58 | - |
| PK | 2.4396G | 111.29 | Inf | -Inf | 31.38 | 3 | Vertical | 215 | 1.98 | 79.91 | 27.74 | 3.64 | - |
| PK | 2.4884G | 57.05 | 74.00 | -16.95 | 31.56 | 3 | Vertical | 215 | 1.98 | 25.49 | 27.88 | 3.68 | - |

2.4-2.4835GHz_Thread_1TX(Port2)

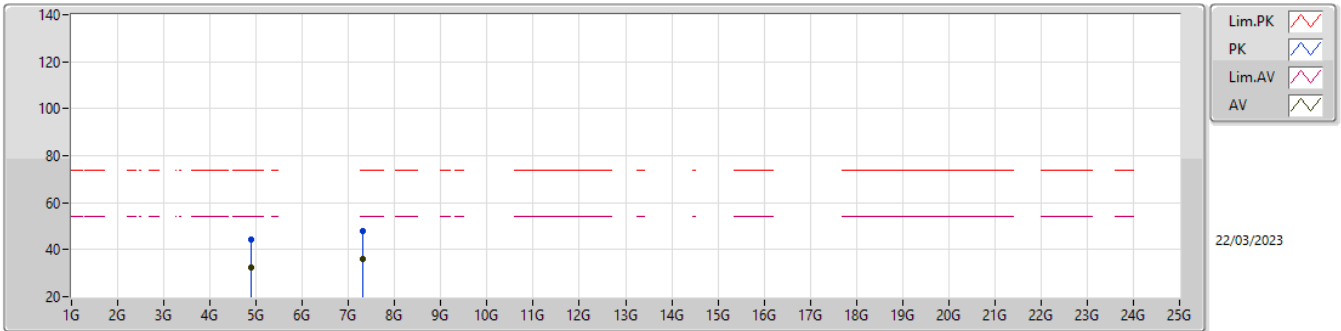
2440MHz_TX



| Type | Freq (Hz) | Level (dBuV/m) | Limit (dBuV/m) | Margin (dB) | Factor (dB) | Dist (m) | Condition | Azimuth (°) | Height (m) | Raw (dBuV) | AF (dB) | CL (dB) | PA (dB) |
|------|-----------|----------------|----------------|-------------|-------------|----------|------------|-------------|------------|------------|---------|---------|---------|
| AV | 2.38G | 44.37 | 54.00 | -9.63 | 30.97 | 3 | Horizontal | 337 | 1.72 | 13.40 | 27.38 | 3.59 | - |
| AV | 2.44G | 111.22 | Inf | -Inf | 31.38 | 3 | Horizontal | 337 | 1.72 | 79.84 | 27.74 | 3.64 | - |
| AV | 2.4924G | 44.98 | 54.00 | -9.02 | 31.56 | 3 | Horizontal | 337 | 1.72 | 13.42 | 27.88 | 3.68 | - |
| PK | 2.3552G | 56.39 | 74.00 | -17.61 | 30.80 | 3 | Horizontal | 337 | 1.72 | 25.59 | 27.23 | 3.57 | - |
| PK | 2.4404G | 114.94 | Inf | -Inf | 31.38 | 3 | Horizontal | 337 | 1.72 | 83.56 | 27.74 | 3.64 | - |
| PK | 2.49G | 56.74 | 74.00 | -17.26 | 31.56 | 3 | Horizontal | 337 | 1.72 | 25.18 | 27.88 | 3.68 | - |

2.4-2.4835GHz_Thread_1TX(Port2)

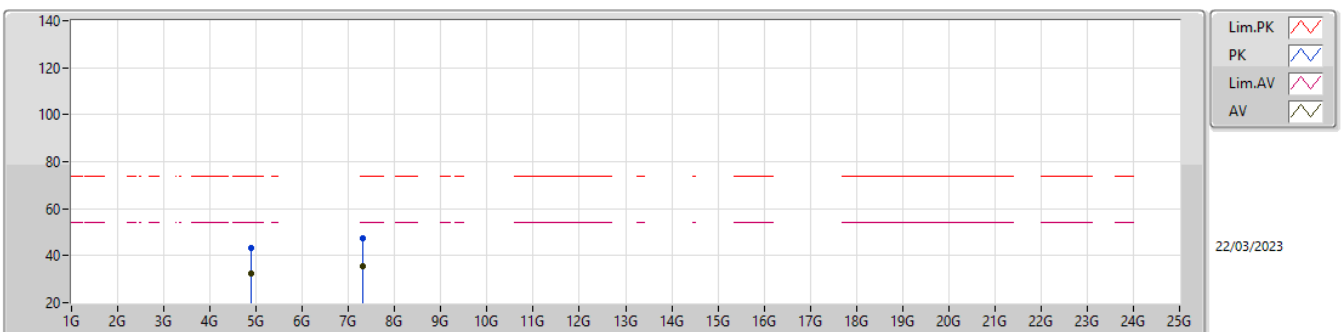
2440MHz_TX



| Type | Freq (Hz) | Level (dBuV/m) | Limit (dBuV/m) | Margin (dB) | Factor (dB) | Dist (m) | Condition | Azimuth (°) | Height (m) | Raw (dBuV) | AF (dB) | CL (dB) | PA (dB) |
|------|-----------|----------------|----------------|-------------|-------------|----------|-----------|-------------|------------|------------|---------|---------|---------|
| AV | 4.88108G | 32.37 | 54.00 | -21.63 | 0.91 | 3 | Vertical | 254 | 2.02 | 31.46 | 32.82 | 5.17 | 37.08 |
| AV | 7.31871G | 36.22 | 54.00 | -17.78 | 7.22 | 3 | Vertical | 277 | 2.14 | 29.00 | 37.13 | 6.57 | 36.48 |
| PK | 4.88137G | 44.29 | 74.00 | -29.71 | 0.92 | 3 | Vertical | 254 | 2.02 | 43.37 | 32.83 | 5.17 | 37.08 |
| PK | 7.32196G | 47.94 | 74.00 | -26.06 | 7.19 | 3 | Vertical | 277 | 2.14 | 40.75 | 37.11 | 6.56 | 36.48 |

2.4-2.4835GHz_Thread_1TX(Port2)

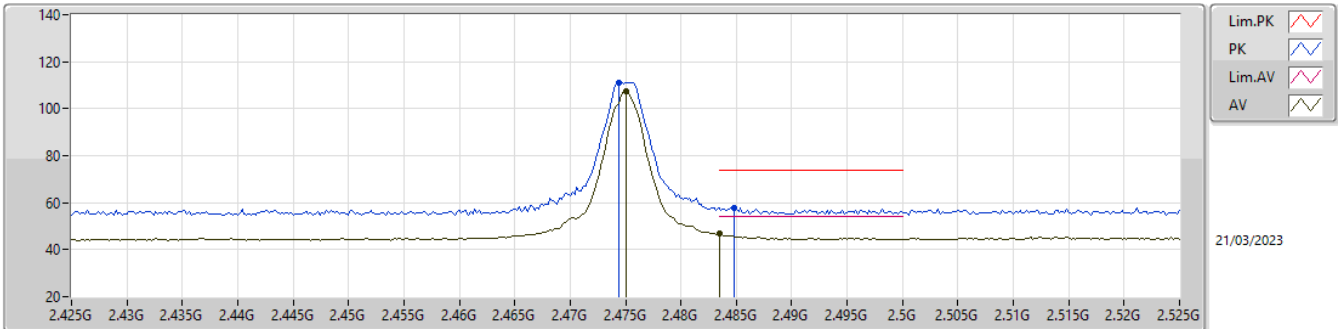
2440MHz_TX



| Type | Freq (Hz) | Level (dBuV/m) | Limit (dBuV/m) | Margin (dB) | Factor (dB) | Dist (m) | Condition | Azimuth (°) | Height (m) | Raw (dBuV) | AF (dB) | CL (dB) | PA (dB) |
|------|-----------|----------------|----------------|-------------|-------------|----------|------------|-------------|------------|------------|---------|---------|---------|
| AV | 4.88091G | 32.26 | 54.00 | -21.74 | 0.91 | 3 | Horizontal | 296 | 2.68 | 31.35 | 32.82 | 5.17 | 37.08 |
| AV | 7.32014G | 35.68 | 54.00 | -18.32 | 7.20 | 3 | Horizontal | 82 | 1.53 | 28.48 | 37.12 | 6.56 | 36.48 |
| PK | 4.8792G | 43.35 | 74.00 | -30.65 | 0.91 | 3 | Horizontal | 296 | 2.68 | 42.44 | 32.82 | 5.17 | 37.08 |
| PK | 7.31889G | 47.67 | 74.00 | -26.33 | 7.21 | 3 | Horizontal | 82 | 1.53 | 40.46 | 37.12 | 6.57 | 36.48 |

2.4-2.4835GHz_Thread_1TX(Port2)

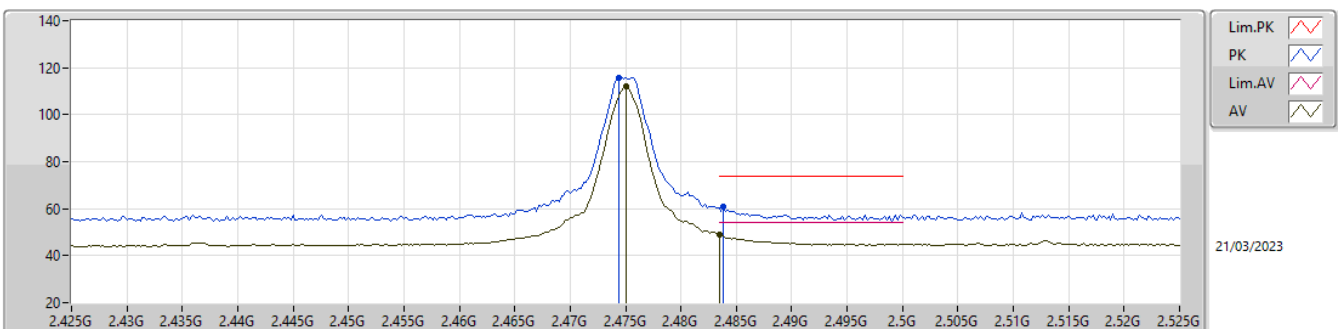
2475MHz_TX



| Type | Freq (Hz) | Level (dBuV/m) | Limit (dBuV/m) | Margin (dB) | Factor (dB) | Dist (m) | Condition | Azimuth (°) | Height (m) | Raw (dBuV) | AF (dB) | CL (dB) | PA (dB) |
|------|-----------|----------------|----------------|-------------|-------------|----------|-----------|-------------|------------|------------|---------|---------|---------|
| AV | 2.475G | 107.63 | Inf | -Inf | 31.52 | 3 | Vertical | 158 | 2.03 | 76.11 | 27.85 | 3.67 | - |
| AV | 2.4835G | 46.69 | 54.00 | -7.31 | 31.55 | 3 | Vertical | 158 | 2.03 | 15.14 | 27.87 | 3.68 | - |
| PK | 2.4744G | 111.19 | Inf | -Inf | 31.52 | 3 | Vertical | 158 | 2.03 | 79.67 | 27.85 | 3.67 | - |
| PK | 2.4848G | 57.82 | 74.00 | -16.18 | 31.55 | 3 | Vertical | 158 | 2.03 | 26.27 | 27.87 | 3.68 | - |

2.4-2.4835GHz_Thread_1TX(Port2)

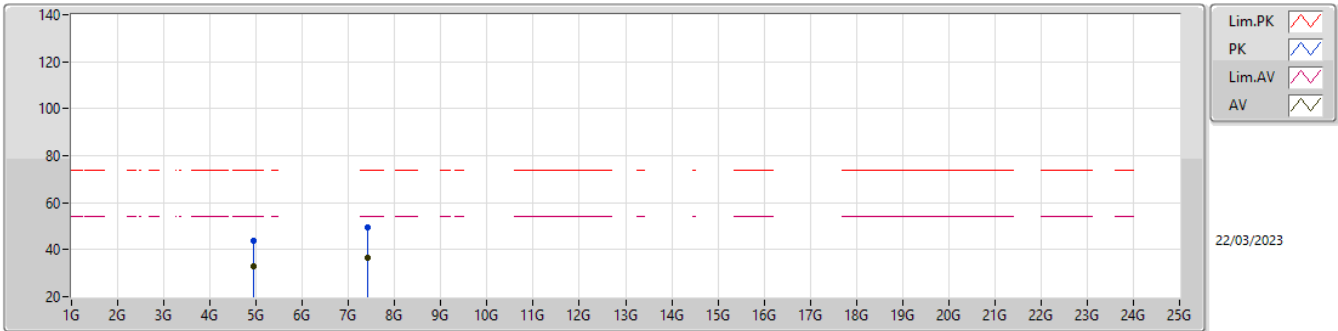
2475MHz_TX



| Type | Freq (Hz) | Level (dBuV/m) | Limit (dBuV/m) | Margin (dB) | Factor (dB) | Dist (m) | Condition | Azimuth (°) | Height (m) | Raw (dBuV) | AF (dB) | CL (dB) | PA (dB) |
|------|-----------|----------------|----------------|-------------|-------------|----------|------------|-------------|------------|------------|---------|---------|---------|
| AV | 2.475G | 112.15 | Inf | -Inf | 31.52 | 3 | Horizontal | 177 | 2.45 | 80.63 | 27.85 | 3.67 | - |
| AV | 2.4835G | 49.01 | 54.00 | -4.99 | 31.55 | 3 | Horizontal | 177 | 2.45 | 17.46 | 27.87 | 3.68 | - |
| PK | 2.4744G | 115.47 | Inf | -Inf | 31.52 | 3 | Horizontal | 177 | 2.45 | 83.95 | 27.85 | 3.67 | - |
| PK | 2.4838G | 60.75 | 74.00 | -13.25 | 31.55 | 3 | Horizontal | 177 | 2.45 | 29.20 | 27.87 | 3.68 | - |

2.4-2.4835GHz_Thread_1TX(Port2)

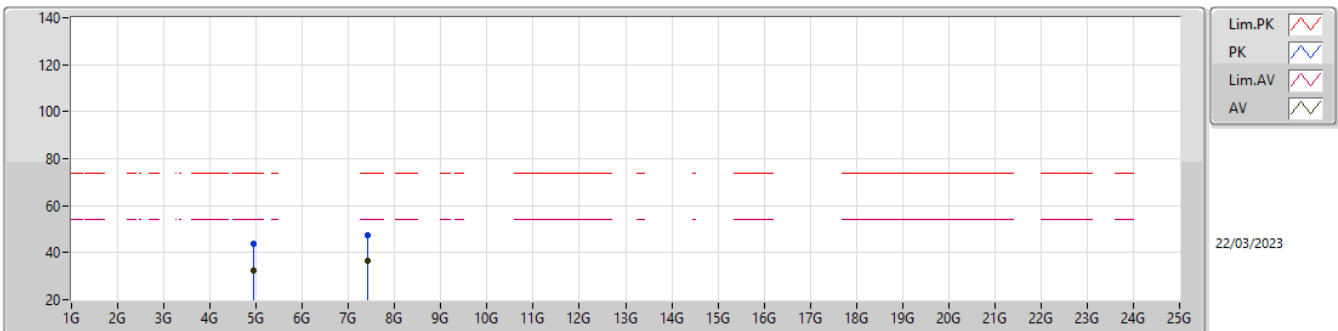
2475MHz_TX



| Type | Freq (Hz) | Level (dBuV/m) | Limit (dBuV/m) | Margin (dB) | Factor (dB) | Dist (m) | Condition | Azimuth (°) | Height (m) | Raw (dBuV) | AF (dB) | CL (dB) | PA (dB) |
|------|-----------|----------------|----------------|-------------|-------------|----------|-----------|-------------|------------|------------|---------|---------|---------|
| AV | 4.95096G | 32.70 | 54.00 | -21.30 | 1.13 | 3 | Vertical | 120 | 2.70 | 31.57 | 33.01 | 5.20 | 37.08 |
| AV | 7.42666G | 36.49 | 54.00 | -17.51 | 6.70 | 3 | Vertical | 96 | 2.72 | 29.79 | 36.69 | 6.37 | 36.36 |
| PK | 4.95121G | 43.93 | 74.00 | -30.07 | 1.13 | 3 | Vertical | 120 | 2.70 | 42.80 | 33.01 | 5.20 | 37.08 |
| PK | 7.42351G | 49.30 | 74.00 | -24.70 | 6.72 | 3 | Vertical | 96 | 2.72 | 42.58 | 36.71 | 6.37 | 36.36 |

2.4-2.4835GHz_Thread_1TX(Port2)

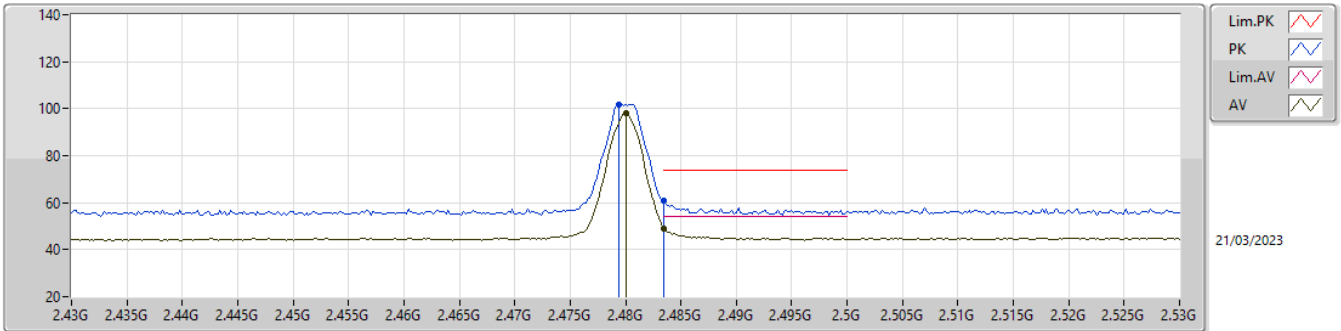
2475MHz_TX



| Type | Freq (Hz) | Level (dBuV/m) | Limit (dBuV/m) | Margin (dB) | Factor (dB) | Dist (m) | Condition | Azimuth (°) | Height (m) | Raw (dBuV) | AF (dB) | CL (dB) | PA (dB) |
|------|-----------|----------------|----------------|-------------|-------------|----------|------------|-------------|------------|------------|---------|---------|---------|
| AV | 4.95119G | 32.26 | 54.00 | -21.74 | 1.13 | 3 | Horizontal | 229 | 2.82 | 31.13 | 33.01 | 5.20 | 37.08 |
| AV | 7.42672G | 36.32 | 54.00 | -17.68 | 6.70 | 3 | Horizontal | 171 | 1.07 | 29.62 | 36.69 | 6.37 | 36.36 |
| PK | 4.94872G | 43.59 | 74.00 | -30.41 | 1.11 | 3 | Horizontal | 229 | 2.82 | 42.48 | 33.00 | 5.19 | 37.08 |
| PK | 7.42494G | 47.65 | 74.00 | -26.35 | 6.71 | 3 | Horizontal | 171 | 1.07 | 40.94 | 36.70 | 6.37 | 36.36 |

2.4-2.4835GHz_Thread_1TX(Port2)

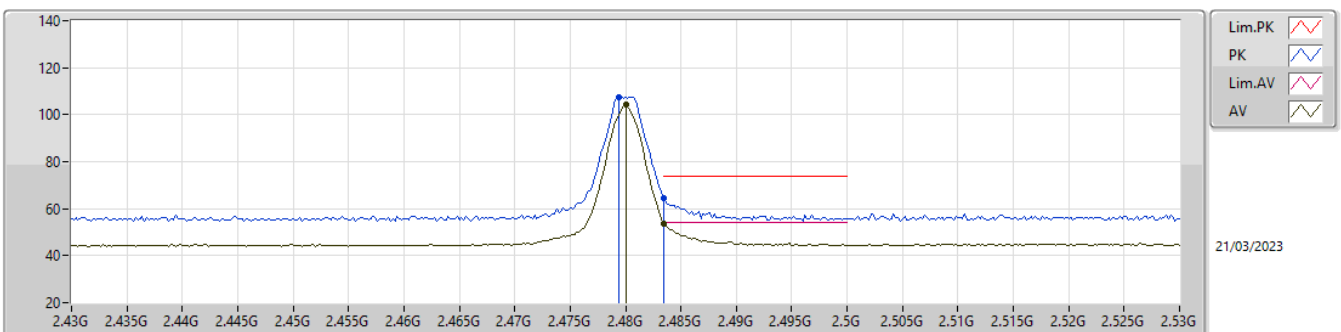
2480MHz_TX



| Type | Freq (Hz) | Level (dBuV/m) | Limit (dBuV/m) | Margin (dB) | Factor (dB) | Dist (m) | Condition | Azimuth (°) | Height (m) | Raw (dBuV) | AF (dB) | CL (dB) | PA (dB) |
|------|-----------|----------------|----------------|-------------|-------------|----------|-----------|-------------|------------|------------|---------|---------|---------|
| AV | 2.48G | 98.13 | Inf | -Inf | 31.53 | 3 | Vertical | 220 | 1.78 | 66.60 | 27.86 | 3.67 | - |
| AV | 2.4835G | 49.08 | 54.00 | -4.92 | 31.55 | 3 | Vertical | 220 | 1.78 | 17.53 | 27.87 | 3.68 | - |
| PK | 2.4794G | 101.61 | Inf | -Inf | 31.53 | 3 | Vertical | 220 | 1.78 | 70.08 | 27.86 | 3.67 | - |
| PK | 2.4835G | 60.67 | 74.00 | -13.33 | 31.55 | 3 | Vertical | 220 | 1.78 | 29.12 | 27.87 | 3.68 | - |

2.4-2.4835GHz_Thread_1TX(Port2)

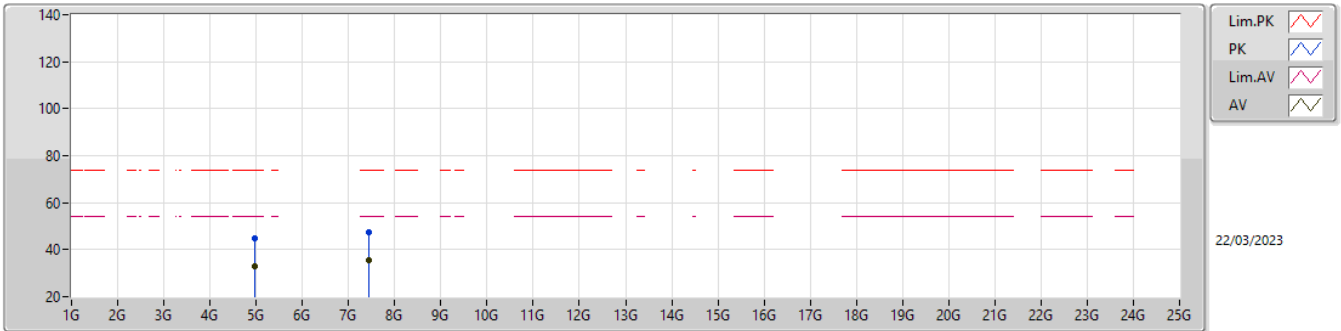
2480MHz_TX



| Type | Freq (Hz) | Level (dBuV/m) | Limit (dBuV/m) | Margin (dB) | Factor (dB) | Dist (m) | Condition | Azimuth (°) | Height (m) | Raw (dBuV) | AF (dB) | CL (dB) | PA (dB) |
|------|-----------|----------------|----------------|-------------|-------------|----------|------------|-------------|------------|------------|---------|---------|---------|
| AV | 2.48G | 104.07 | Inf | -Inf | 31.53 | 3 | Horizontal | 176 | 2.47 | 72.54 | 27.86 | 3.67 | - |
| AV | 2.4835G | 53.82 | 54.00 | -0.18 | 31.55 | 3 | Horizontal | 176 | 2.47 | 22.27 | 27.87 | 3.68 | - |
| PK | 2.4794G | 107.52 | Inf | -Inf | 31.53 | 3 | Horizontal | 176 | 2.47 | 75.99 | 27.86 | 3.67 | - |
| PK | 2.4835G | 64.23 | 74.00 | -9.77 | 31.55 | 3 | Horizontal | 176 | 2.47 | 32.68 | 27.87 | 3.68 | - |

2.4-2.4835GHz_Thread_1TX(Port2)

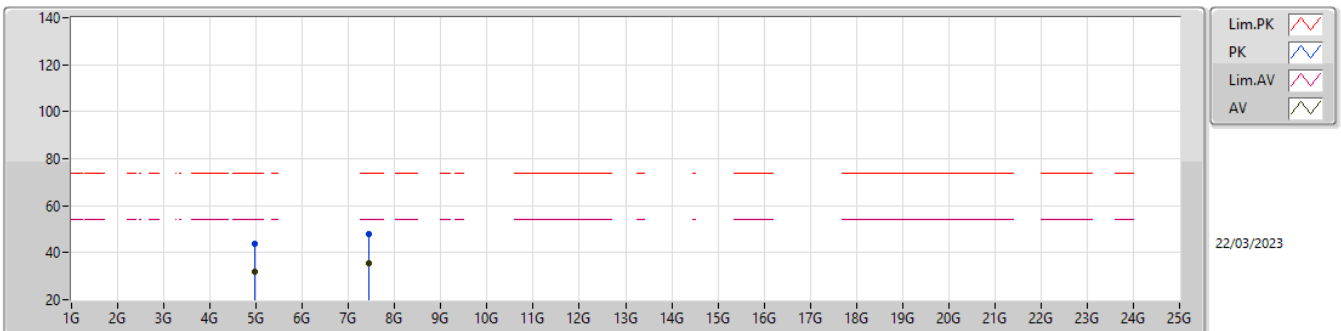
2480MHz_TX



| Type | Freq (Hz) | Level (dBuV/m) | Limit (dBuV/m) | Margin (dB) | Factor (dB) | Dist (m) | Condition | Azimuth (°) | Height (m) | Raw (dBuV) | AF (dB) | CL (dB) | PA (dB) |
|------|-----------|----------------|----------------|-------------|-------------|----------|-----------|-------------|------------|------------|---------|---------|---------|
| AV | 4.96103G | 33.03 | 54.00 | -20.97 | 1.21 | 3 | Vertical | 0 | 1.76 | 31.82 | 33.09 | 5.20 | 37.08 |
| AV | 7.43852G | 35.54 | 54.00 | -18.46 | 6.69 | 3 | Vertical | 52 | 1.64 | 28.85 | 36.65 | 6.38 | 36.34 |
| PK | 4.95892G | 44.85 | 74.00 | -29.15 | 1.19 | 3 | Vertical | 0 | 1.76 | 43.66 | 33.07 | 5.20 | 37.08 |
| PK | 7.44199G | 47.37 | 74.00 | -26.63 | 6.67 | 3 | Vertical | 52 | 1.64 | 40.70 | 36.63 | 6.38 | 36.34 |

2.4-2.4835GHz_Thread_1TX(Port2)

2480MHz_TX



| Type | Freq (Hz) | Level (dBuV/m) | Limit (dBuV/m) | Margin (dB) | Factor (dB) | Dist (m) | Condition | Azimuth (°) | Height (m) | Raw (dBuV) | AF (dB) | CL (dB) | PA (dB) |
|------|-----------|----------------|----------------|-------------|-------------|----------|------------|-------------|------------|------------|---------|---------|---------|
| AV | 4.96105G | 31.65 | 54.00 | -22.35 | 1.21 | 3 | Horizontal | 168 | 1.50 | 30.44 | 33.09 | 5.20 | 37.08 |
| AV | 7.4413G | 35.44 | 54.00 | -18.56 | 6.67 | 3 | Horizontal | 214 | 2.68 | 28.77 | 36.63 | 6.38 | 36.34 |
| PK | 4.96095G | 44.03 | 74.00 | -29.97 | 1.21 | 3 | Horizontal | 168 | 1.50 | 42.82 | 33.09 | 5.20 | 37.08 |
| PK | 7.4388G | 47.80 | 74.00 | -26.20 | 6.68 | 3 | Horizontal | 214 | 2.68 | 41.12 | 36.64 | 6.38 | 36.34 |



Summary

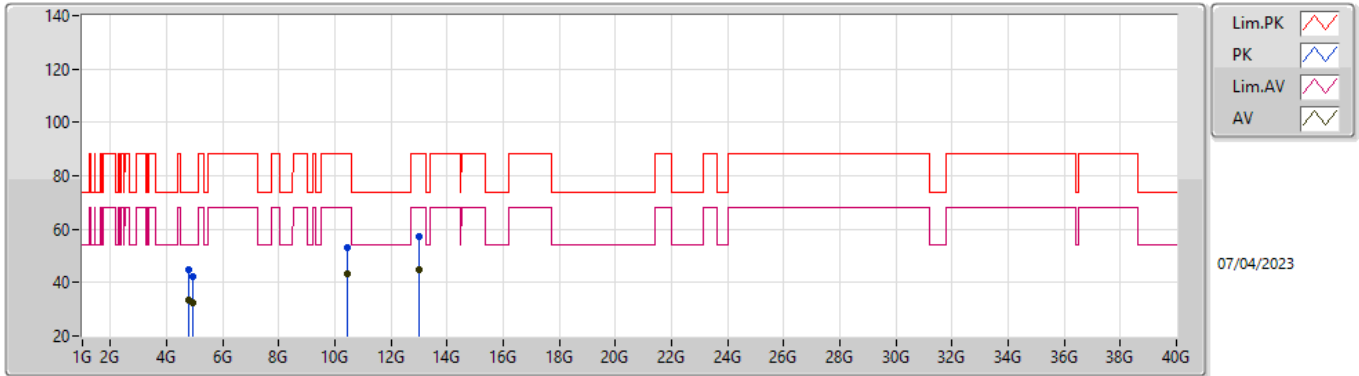
| Mode | Result | Type | Freq (Hz) | Level (dBuV/m) | Limit (dBuV/m) | Margin (dB) | Condition |
|--------|--------|------|-----------|----------------|----------------|-------------|------------|
| Mode 1 | Pass | AV | 4.80478G | 33.89 | 54.00 | -20.11 | Horizontal |
| Mode 2 | Pass | AV | 4.92455G | 46.57 | 54.00 | -7.43 | Vertical |







Result

| Mode | Result | Type | Freq (Hz) | Level (dBuV/m) | Limit (dBuV/m) | Margin (dB) | Factor (dB/m) | Dist (m) | Condition | Azimuth (°) | Height (m) | Comments |
|--------|--------|------|-----------|----------------|----------------|-------------|---------------|----------|------------|-------------|------------|----------|
| Mode 1 | Pass | AV | 4.79872G | 33.69 | 54.00 | -20.31 | 2.95 | 3 | Vertical | 178 | 1.50 | - |
| Mode 1 | Pass | AV | 4.92452G | 32.60 | 54.00 | -21.40 | 3.46 | 3 | Vertical | 222 | 1.11 | - |
| Mode 1 | Pass | AV | 10.46696G | 43.45 | 68.20 | -24.75 | 11.72 | 3 | Vertical | 29 | 2.25 | - |
| Mode 1 | Pass | AV | 13.01018G | 44.99 | 68.20 | -23.21 | 14.85 | 3 | Vertical | 68 | 1.56 | - |
| Mode 1 | Pass | PK | 4.81114G | 44.86 | 74.00 | -29.14 | 3.04 | 3 | Vertical | 178 | 1.50 | - |
| Mode 1 | Pass | PK | 4.92394G | 42.30 | 74.00 | -31.70 | 3.46 | 3 | Vertical | 222 | 1.11 | - |
| Mode 1 | Pass | PK | 10.46608G | 53.27 | 88.20 | -34.93 | 11.72 | 3 | Vertical | 29 | 2.25 | - |
| Mode 1 | Pass | PK | 13.01016G | 57.16 | 88.20 | -31.04 | 14.85 | 3 | Vertical | 68 | 1.56 | - |
| Mode 1 | Pass | AV | 4.80478G | 33.89 | 54.00 | -20.11 | 2.99 | 3 | Horizontal | 1 | 1.43 | - |
| Mode 1 | Pass | AV | 4.92455G | 32.78 | 54.00 | -21.22 | 3.46 | 3 | Horizontal | 229 | 1.25 | - |
| Mode 1 | Pass | AV | 10.46665G | 43.67 | 68.20 | -24.53 | 11.72 | 3 | Horizontal | 250 | 1.25 | - |
| Mode 1 | Pass | AV | 13.01057G | 42.57 | 68.20 | -25.63 | 14.85 | 3 | Horizontal | 267 | 1.04 | - |
| Mode 1 | Pass | PK | 4.80568G | 45.10 | 74.00 | -28.90 | 2.99 | 3 | Horizontal | 1 | 1.43 | - |
| Mode 1 | Pass | PK | 4.924036G | 42.53 | 74.00 | -31.47 | 3.46 | 3 | Horizontal | 229 | 1.25 | - |
| Mode 1 | Pass | PK | 10.46628G | 52.45 | 88.20 | -35.75 | 11.72 | 3 | Horizontal | 250 | 1.25 | - |
| Mode 1 | Pass | PK | 13.01069G | 54.76 | 88.20 | -33.44 | 14.85 | 3 | Horizontal | 267 | 1.04 | - |
| Mode 2 | Pass | AV | 4.81072G | 34.12 | 54.00 | -19.88 | 3.03 | 3 | Vertical | 112 | 2.20 | - |
| Mode 2 | Pass | AV | 4.92455G | 46.57 | 54.00 | -7.43 | 3.46 | 3 | Vertical | 300 | 1.00 | - |
| Mode 2 | Pass | AV | 10.46072G | 58.72 | 68.20 | -9.48 | 11.70 | 3 | Vertical | 120 | 1.32 | - |
| Mode 2 | Pass | AV | 13.01065G | 46.28 | 68.20 | -21.92 | 14.85 | 3 | Vertical | 260 | 2.12 | - |
| Mode 2 | Pass | PK | 4.80978G | 43.75 | 74.00 | -30.25 | 3.03 | 3 | Vertical | 112 | 2.20 | - |
| Mode 2 | Pass | PK | 4.92463G | 62.35 | 74.00 | -11.65 | 3.46 | 3 | Vertical | 300 | 1.00 | - |
| Mode 2 | Pass | PK | 10.46042G | 58.92 | 88.20 | -29.28 | 11.70 | 3 | Vertical | 120 | 1.32 | - |
| Mode 2 | Pass | PK | 13.01038G | 54.38 | 88.20 | -33.82 | 14.85 | 3 | Vertical | 260 | 2.12 | - |
| Mode 2 | Pass | AV | 4.81076G | 32.24 | 54.00 | -21.76 | 3.03 | 3 | Horizontal | 142 | 3.00 | - |
| Mode 2 | Pass | AV | 4.92456G | 45.32 | 54.00 | -8.68 | 3.46 | 3 | Horizontal | 132 | 1.20 | - |
| Mode 2 | Pass | AV | 10.45729G | 56.82 | 68.20 | -11.38 | 11.69 | 3 | Horizontal | 92 | 1.30 | - |
| Mode 2 | Pass | AV | 13.01046G | 48.25 | 68.20 | -19.95 | 14.85 | 3 | Horizontal | 220 | 2.00 | - |
| Mode 2 | Pass | PK | 4.81112G | 43.24 | 74.00 | -30.76 | 3.04 | 3 | Horizontal | 142 | 3.00 | - |
| Mode 2 | Pass | PK | 4.92451G | 62.72 | 74.00 | -11.28 | 3.46 | 3 | Horizontal | 132 | 1.20 | - |
| Mode 2 | Pass | PK | 10.46125G | 58.57 | 88.20 | -29.63 | 11.70 | 3 | Horizontal | 92 | 1.30 | - |
| Mode 2 | Pass | PK | 13.01075G | 55.69 | 88.20 | -32.51 | 14.85 | 3 | Horizontal | 220 | 2.00 | - |

Radiated Emissions above 1GHz_Mode 1

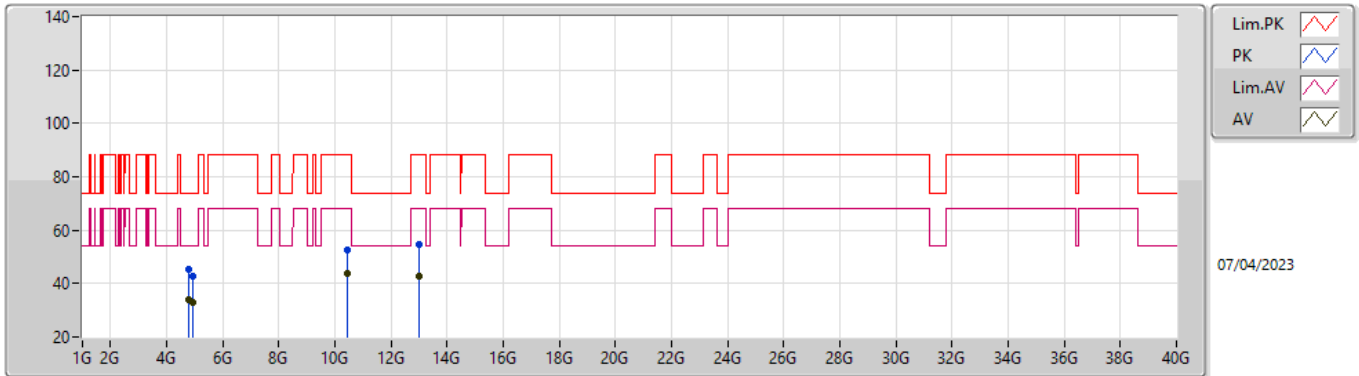






Lim.PK 
 PK 
 Lim.AV 
 AV 

07/04/2023

| Type | Freq (Hz) | Level (dBuV/m) | Limit (dBuV/m) | Margin (dB) | Factor (dB/m) | Dist (m) | Condition | Azimuth (°) | Height (m) | Raw (dBuV/m) | AF (dB/m) | CL (dB) | PA (dB) |
|------|-----------|----------------|----------------|-------------|---------------|----------|-----------|-------------|------------|--------------|-----------|---------|---------|
| AV | 4.79872G | 33.69 | 54.00 | -20.31 | 2.95 | 3 | Vertical | 178 | 1.50 | 30.74 | 32.29 | 5.32 | 34.66 |
| AV | 4.92452G | 32.60 | 54.00 | -21.40 | 3.46 | 3 | Vertical | 222 | 1.11 | 29.14 | 32.70 | 5.41 | 34.65 |
| AV | 10.46696G | 43.45 | 68.20 | -24.75 | 11.72 | 3 | Vertical | 29 | 2.25 | 31.73 | 38.47 | 8.00 | 34.75 |
| AV | 13.01018G | 44.99 | 68.20 | -23.21 | 14.85 | 3 | Vertical | 68 | 1.56 | 30.14 | 39.60 | 8.74 | 33.49 |
| PK | 4.81114G | 44.86 | 74.00 | -29.14 | 3.04 | 3 | Vertical | 178 | 1.50 | 41.82 | 32.37 | 5.33 | 34.66 |
| PK | 4.92394G | 42.30 | 74.00 | -31.70 | 3.46 | 3 | Vertical | 222 | 1.11 | 38.84 | 32.70 | 5.41 | 34.65 |
| PK | 10.46608G | 53.27 | 88.20 | -34.93 | 11.72 | 3 | Vertical | 29 | 2.25 | 41.55 | 38.47 | 8.00 | 34.75 |
| PK | 13.01016G | 57.16 | 88.20 | -31.04 | 14.85 | 3 | Vertical | 68 | 1.56 | 42.31 | 39.60 | 8.74 | 33.49 |

Radiated Emissions above 1GHz_Mode 1

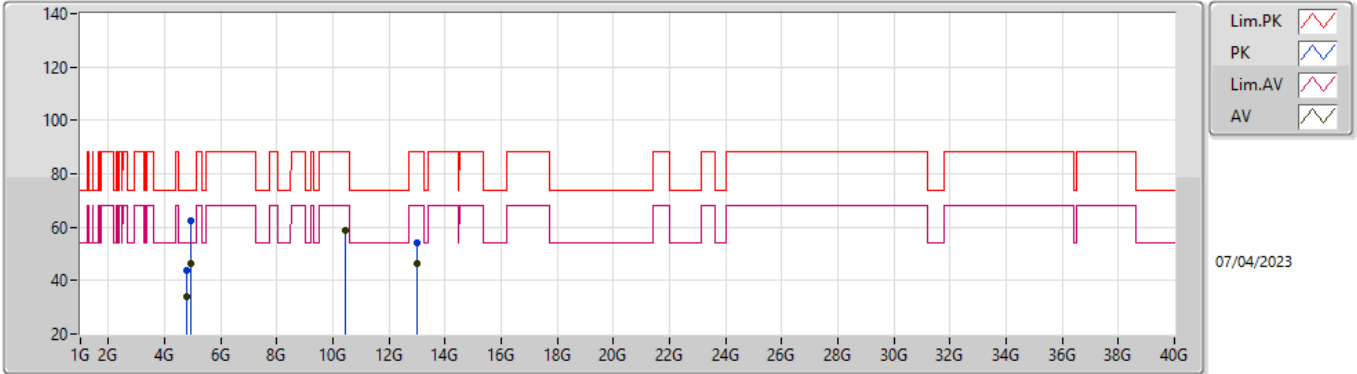


Lim.PK 
 PK 
 Lim.AV 
 AV 

07/04/2023

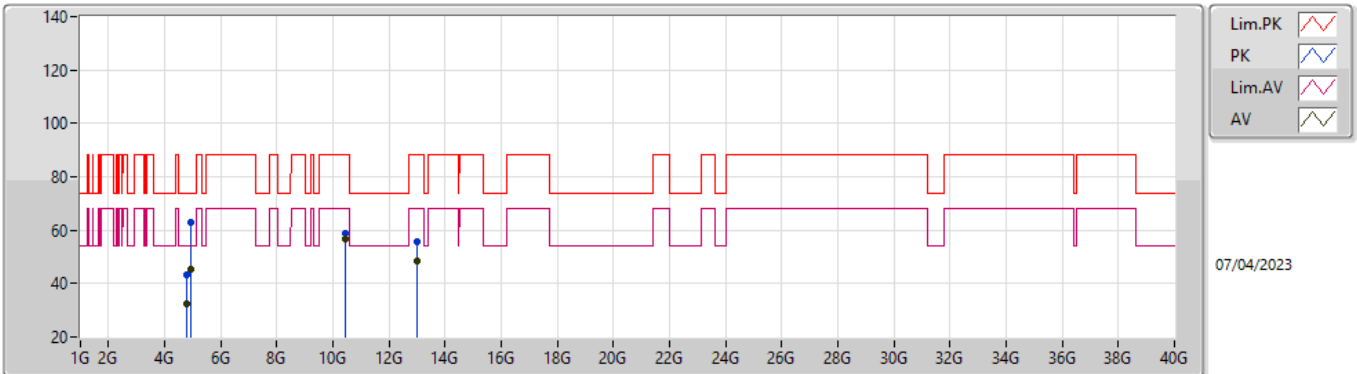
| Type | Freq (Hz) | Level (dBuV/m) | Limit (dBuV/m) | Margin (dB) | Factor (dB/m) | Dist (m) | Condition | Azimuth (°) | Height (m) | Raw (dBuV/m) | AF (dB/m) | CL (dB) | PA (dB) |
|------|-----------|----------------|----------------|-------------|---------------|----------|------------|-------------|------------|--------------|-----------|---------|---------|
| AV | 4.80478G | 33.89 | 54.00 | -20.11 | 2.99 | 3 | Horizontal | 1 | 1.43 | 30.90 | 32.33 | 5.32 | 34.66 |
| AV | 4.92455G | 32.78 | 54.00 | -21.22 | 3.46 | 3 | Horizontal | 229 | 1.25 | 29.32 | 32.70 | 5.41 | 34.65 |
| AV | 10.46665G | 43.67 | 68.20 | -24.53 | 11.72 | 3 | Horizontal | 250 | 1.25 | 31.95 | 38.47 | 8.00 | 34.75 |
| AV | 13.01057G | 42.57 | 68.20 | -25.63 | 14.85 | 3 | Horizontal | 267 | 1.04 | 27.72 | 39.60 | 8.74 | 33.49 |
| PK | 4.80568G | 45.10 | 74.00 | -28.90 | 2.99 | 3 | Horizontal | 1 | 1.43 | 42.11 | 32.33 | 5.32 | 34.66 |
| PK | 4.924036G | 42.53 | 74.00 | -31.47 | 3.46 | 3 | Horizontal | 229 | 1.25 | 39.07 | 32.70 | 5.41 | 34.65 |
| PK | 10.46628G | 52.45 | 88.20 | -35.75 | 11.72 | 3 | Horizontal | 250 | 1.25 | 40.73 | 38.47 | 8.00 | 34.75 |
| PK | 13.01069G | 54.76 | 88.20 | -33.44 | 14.85 | 3 | Horizontal | 267 | 1.04 | 39.91 | 39.60 | 8.74 | 33.49 |

Radiated Emissions above 1GHz_Mode 2



| Type | Freq (Hz) | Level (dBuV/m) | Limit (dBuV/m) | Margin (dB) | Factor (dB/m) | Dist (m) | Condition | Azimuth (°) | Height (m) | Raw (dBuV/m) | AF (dB/m) | CL (dB) | PA (dB) |
|------|-----------|----------------|----------------|-------------|---------------|----------|-----------|-------------|------------|--------------|-----------|---------|---------|
| AV | 4.81072G | 34.12 | 54.00 | -19.88 | 3.03 | 3 | Vertical | 112 | 2.20 | 31.09 | 32.36 | 5.33 | 34.66 |
| AV | 4.92455G | 46.57 | 54.00 | -7.43 | 3.46 | 3 | Vertical | 300 | 1.00 | 43.11 | 32.70 | 5.41 | 34.65 |
| AV | 10.46072G | 58.72 | 68.20 | -9.48 | 11.70 | 3 | Vertical | 120 | 1.32 | 47.02 | 38.46 | 8.00 | 34.76 |
| AV | 13.01065G | 46.28 | 68.20 | -21.92 | 14.85 | 3 | Vertical | 260 | 2.12 | 31.43 | 39.60 | 8.74 | 33.49 |
| PK | 4.80978G | 43.75 | 74.00 | -30.25 | 3.03 | 3 | Vertical | 112 | 2.20 | 40.72 | 32.36 | 5.33 | 34.66 |
| PK | 4.92463G | 62.35 | 74.00 | -11.65 | 3.46 | 3 | Vertical | 300 | 1.00 | 58.89 | 32.70 | 5.41 | 34.65 |
| PK | 10.46042G | 58.92 | 88.20 | -29.28 | 11.70 | 3 | Vertical | 120 | 1.32 | 47.22 | 38.46 | 8.00 | 34.76 |
| PK | 13.01038G | 54.38 | 88.20 | -33.82 | 14.85 | 3 | Vertical | 260 | 2.12 | 39.53 | 39.60 | 8.74 | 33.49 |

Radiated Emissions above 1GHz_Mode 2



| Type | Freq (Hz) | Level (dBuV/m) | Limit (dBuV/m) | Margin (dB) | Factor (dB/m) | Dist (m) | Condition | Azimuth (°) | Height (m) | Raw (dBuV/m) | AF (dB/m) | CL (dB) | PA (dB) |
|------|-----------|----------------|----------------|-------------|---------------|----------|------------|-------------|------------|--------------|-----------|---------|---------|
| AV | 4.81076G | 32.24 | 54.00 | -21.76 | 3.03 | 3 | Horizontal | 142 | 3.00 | 29.21 | 32.36 | 5.33 | 34.66 |
| AV | 4.92456G | 45.32 | 54.00 | -8.68 | 3.46 | 3 | Horizontal | 132 | 1.20 | 41.86 | 32.70 | 5.41 | 34.65 |
| AV | 10.45729G | 56.82 | 68.20 | -11.38 | 11.69 | 3 | Horizontal | 92 | 1.30 | 45.13 | 38.46 | 7.99 | 34.76 |
| AV | 13.01046G | 48.25 | 68.20 | -19.95 | 14.85 | 3 | Horizontal | 220 | 2.00 | 33.40 | 39.60 | 8.74 | 33.49 |
| PK | 4.81112G | 43.24 | 74.00 | -30.76 | 3.04 | 3 | Horizontal | 142 | 3.00 | 40.20 | 32.37 | 5.33 | 34.66 |
| PK | 4.92451G | 62.72 | 74.00 | -11.28 | 3.46 | 3 | Horizontal | 132 | 1.20 | 59.26 | 32.70 | 5.41 | 34.65 |
| PK | 10.46125G | 58.57 | 88.20 | -29.63 | 11.70 | 3 | Horizontal | 92 | 1.30 | 46.87 | 38.46 | 8.00 | 34.76 |
| PK | 13.01075G | 55.69 | 88.20 | -32.51 | 14.85 | 3 | Horizontal | 220 | 2.00 | 40.84 | 39.60 | 8.74 | 33.49 |