

1. Photographs of Conducted Emissions Test Configuration


Front view



Side view



Under table view




2. Photographs of Radiated Emissions Test Configuration


For radiated emissions 30MHz~1GHz

Non-Beamforming

Front view




Rear view



For radiated emissions above 1GHz
Non-Beamforming


Front view



Rear view



Beamforming



Front view

Rear view



————THE END————