

## 1. Photographs of Conducted Emissions Test Configuration


**Front view**



**Side view**



**Under table view**




## 2. Photographs of Radiated Emissions Test Configuration


For radiated emissions 30MHz~1GHz

Non-Beamforming

Front view




Rear view





For radiated emissions above 1GHz  
Non-Beamforming


Front view



Rear view



Beamforming



Front view



Rear view

————THE END————