

DFS Test Report

Applicant : Askey Computer Corp

Product Name : Wi-Fi 6 Router

Trade Name : Askey

Model Number : EAI2326

Applicable Standard : FCC 47 CFR PART 15 SUBPART E
ANSI C63.10:2013

Received Date : Aug. 17, 2023

Test Period : Oct. 16 ~ Nov. 01, 2021

Issued Date : Aug. 30, 2023

Issued by

Eurofins E&E Wireless Taiwan Co., Ltd.
No. 140-1, Changan Street, Bade District,
Taoyuan City 334025, Taiwan (R.O.C.)
Tel : +886-3-2710188 / Fax : +886-3-2710190



Taiwan Accreditation Foundation accreditation number: 1330
Frequency Range : 9 kHz to 40 GHz
Test Firm Registration Number: 226252 (Bade test site)
Test Firm Registration Number: 191812 (Wugu test site)

Note:

1. The test results are valid only for samples provided by customers and under the test conditions described in this report.
2. This report shall not be reproduced except in full, without the written approval of Eurofins E&E Wireless Taiwan Co., Ltd.
3. The relevant information is provided by customers in this test report. According to the correctness, appropriateness or completeness of the information provided by the customer, if there is any doubt or error in the information which affects the validity of the test results, the laboratory does not take the responsibility.

Revision History

Version	Issued Date	Revisions	Revised By
00	Aug. 30, 2023	Initial Issue	Nicole Chu

Verification of Compliance

Applicant : Askey Computer Corp

Product Name : Wi-Fi 6 Router

Trade Name : Askey

Model Number : EAI2326

FCC ID : H8NEAI2326

Applicable Standard : FCC 47 CFR PART 15 SUBPART E
ANSI C63.10:2013

Test Result : Complied

Performing Lab. : Eurofins E&E Wireless Taiwan Co., Ltd.
No. 140-1, Changan Street, Bade District,
Taoyuan City 334025, Taiwan (R.O.C.)
Tel : +886-3-2710188 / Fax : +886-3-2710190



Taiwan Accreditation Foundation accreditation number: 1330

Eurofins E&E Wireless Taiwan Co., Ltd. tested the above equipment in accordance with the requirements set forth in the above standards. All indications of Pass/Fail in this report are opinions expressed by Eurofins E&E Wireless Taiwan Co., Ltd. based on interpretations and/or observations of test results. The test results show that the equipment tested is capable of demonstrating compliance with the requirements as documented in this report.

Approved By : _____

TABLE OF CONTENTS

1	General Information	5
	1.1. Summary of Test Result	5
	1.2. Testing Location	6
2	EUT Description.....	7
3	Test Methodology.....	9
4	Dynamic Frequency Selection	10
	4.1. Limits	10
	4.2. Test and Measurement System	14
	4.3. Test Instruments	16
5	Test Methodology.....	17
	5.1. Mode of Operation.....	17
	5.2. EUT Test Step	18
	5.3. Test Site Environment.....	6
6	Test Results	19
	6.1. Radar Waveforms and Traffic	19
	6.2. Channel Loading	34
	6.3. Channel Availability Check Time.....	36
	6.4. Channel Move Time and Channel Closing Transmission Time.....	39
	6.5. Non-Occupancy Period	42
	6.6. U-NII Detection Bandwidth	43
	6.7. Statistical Performance check	46

Appendix A. Test Setup Photographs

1 General Information

1.1. Summary of Test Result

Standard	Item	Result	Remark
15.407(h)(2)	Channel Availability Check Time	PASS	---
15.407(h)(2)	Channel Move Time	PASS	---
15.407(h)(2)	Channel Closing Transmission Time	PASS	---
15.407(h)(2)	Non-Occupancy Period	PASS	---
15.407(h)(2)	Non-Associated Test	N/A	---
15.407(h)(2)	U-NII Detection Bandwidth	PASS	---
15.407(h)(2)	Statistical Performance check	PASS	---

Decision Rule

- Uncertainty is not included.
- Uncertainty is included.

Standard	Description
CFR47, Part 15, Subpart E	Unlicensed National Information Infrastructure Devices
Canada RSS-247 Issue 2	Digital Transmission Systems (DTSs), Frequency Hopping Systems (FHSs) and Licence-Exempt Local Area Network (LE-LAN) Devices
ANSI C63. 10: 2013	American National Standard of Procedures for Compliance Testing of Unlicensed Wireless Devices
KDB789033: D02	Guidelines for Compliance Testing of Unlicensed National Information Infrastructure (U-NII) Devices Part 15, Subpart E
KDB 662911 D01 v02r01	Emissions Testing of Transmitters with Multiple Outputs in the Same Band (e.g., MIMO, Smart Antenna, etc)

1.2. Testing Location

Lab Name: Eurofins E&E Wireless Taiwan Co., Ltd.

Site Address: No. 140-1, Changan Street, Bade District, Taoyuan City 334025, Taiwan (R.O.C.)

Site Address: No. 2, Wuquan 5th Rd. Wugu Dist., New Taipei City, Taiwan (R.O.C.)

1.3. Test Site Environment

Items	Required (IEC 60068-1)	Interval(*)
Temperature (°C)	15-35	20-30
Humidity (%RH)	25-75	45-75

(*)The measurement ambient temperature is within this range.

2 EUT Description

The product specifications of the EUT presented in the report are declared by the manufacturer who shall take full responsibility for the authenticity

Applicant	Askey Computer Corp 10F, No. 119, JIANKANG RD. ZHONGHE DIST, NEW TAIPEI CITY, Taiwan				
Product Name	Wi-Fi 6 Router				
Trade Name	Askey				
Model Number	EAI2326				
FCC ID	H8NEAI2326				
Operate Frequency	IEEE 802.11a		U-NII Band II-A	5260 – 5320	3
			U-NII Band II-C	5500 – 5700	3
	IEEE 802.11n 5 GHz 20 MHz / IEEE 802.11ac 20 MHz/ IEEE 802.11ax 20 MHz		U-NII Band II-A	5260 – 5320	3
			U-NII Band II-C	5500 – 5700	3
	IEEE 802.11n 5 GHz 40 MHz / IEEE 802.11ac 40 MHz/ IEEE 802.11ax 40 MHz		U-NII Band II-A	5270 – 5310	2
			U-NII Band II-C	5510 – 5670	3
	IEEE 802.11ac 80 MHz/ IEEE 802.11ax 80 MHz		U-NII Band II-A	5290	1
U-NII Band II-C			5530	1	
Modulation Type	OFDM/OFDMA				
Antenna information	ANT	Model Number	Type	Max. Gain (dBi)	
	ANT-0	N03AKANF-T-PK1-E140U	PCB Antenna	U-NII Band I	5.9
				U-NII Band II-A	5.8
				U-NII Band II-C	4.6
				U-NII Band III	5.1
	ANT-1	N03AKANG-T-PK1-K195U	PCB Antenna	U-NII Band I	5.6
				U-NII Band II-A	5.6
				U-NII Band II-C	4.8
	ANT-2	N03AKANH-T-PK1-P85U	PCB Antenna	U-NII Band I	4.3
				U-NII Band II-A	4.6
				U-NII Band II-C	4.4
	ANT-3	N03AKANJ-T-PK1-R65U	PCB Antenna	U-NII Band III	4.5
				U-NII Band I	5.3
				U-NII Band II-A	5.0
				U-NII Band II-C	4.8
ANT-3	N03AKANJ-T-PK1-R65U	PCB Antenna	U-NII Band II-C	4.8	
			U-NII Band III	5.4	
			U-NII Band I	5.3	
			U-NII Band II-A	5.0	
Antenna Delivery	IEEE 802.11a : 4TX IEEE 802.11ac 20 MHz / 40 MHz / 80 MHz : 4TX IEEE 802.11ax 20 MHz / 40 MHz / 80 MHz : 4TX				
Operate Temp. Range	0 ~ 40 °C				
EUT Power Rating	DC 12.0 V, 3.0 A				

EUT Modify Description :

Modify Description: For the purpose of marketing, a new FCC ID: H8NEAI2326 is established for the changes on the product name and trade name and model number, the layout and electronic characteristics are same. The differences won't influence the test results. Therefore, all test items don't need to be re-evaluated. The test data refer to the original report and showed in this report and renew external photos.
Original Report : 2111FR18 Modify: USRC238169003

Items	Description	
Communication Mode	<input checked="" type="checkbox"/> IP Based (Load Based)	<input type="checkbox"/> Frame Based
TPC Function	<input checked="" type="checkbox"/> With TPC	<input type="checkbox"/> Without TPC
Weather Band (5600 ~ 5650 MHz)	<input type="checkbox"/> With 5600 ~ 5650 MHz	<input checked="" type="checkbox"/> Without 5600 ~ 5650 MHz
Beamforming Function	<input checked="" type="checkbox"/> With Beamforming	<input type="checkbox"/> Without Beamforming
Equipment Type	<input type="checkbox"/> Outdoor access point	
	<input checked="" type="checkbox"/> Indoor access point	
	<input type="checkbox"/> Fixed point-to-point access points	
	<input type="checkbox"/> Client devices	
Operating mode	<input checked="" type="checkbox"/> Master	
	<input type="checkbox"/> Client with radar detection	
	<input type="checkbox"/> Client without radar detection	
	<input type="checkbox"/> Ad-Hoc	
	<input type="checkbox"/> Bridge	
	<input type="checkbox"/> MESH	
Test AP FCC ID	A3LSMG991B	

Note : DFS controls (hardware or software) related to radar detection are NOT accessible to the user.
 Manufacturer statement confirming that information regarding the parameters of the detected Radar Waveforms is not available to the end user.

3 Test Methodology

The tests documented in this report were performed in accordance with ANSI C63.10-2013, FCC CFR 47 Part 2, FCC CFR 47 Part 15.

The tests documented in this report were performed in accordance with FCC KDB request:

- FCC KDB 905462 D02 UNII DFS Compliance Procedures New Rules v02
- FCC KDB 905462 D03 UNII Clients Without Radar Detection New Rules v01r02

4 Dynamic Frequency Selection

4.1. Limits

§15.407 (h) and FCC KDB 905462 D02 UNII DFS Compliance Procedures New Rules v02 Compliance measurement procedures for unlicensed-national information infrastructure devcies operating in the 5250-5350 MHZ and 5470-5725 MHZ bands incorporating dynamic frequency selection.

Table 1: Applicability of DFS Requirements Prior to Use of a Channel			
Requirement	Operational Mode		
	Master	Client (without Radar Detection)	Client (with Radar Detection)
Non-Occupancy Period	Yes	Not required	Yes
DFS Detection Threshold	Yes	Not required	Yes
Channel Availability Check Time	Yes	Not required	Not required
U-NII Detection Bandwidth	Yes	Not required	Yes

Table 2: Applicability of DFS requirements during normal operation		
Requirement	Operational Mode	
	Master Device or Client With Radar Detection	Client without Radar Detection
DFS Detection Threshold	Yes	Not required
Channel Closing Transmission Time	Yes	Yes
Channel Move Time	Yes	Yes
U-NII Detection Bandwidth	Yes	Not required

Additional requirements for devices with multiple bandwidth modes	Master Device or Client With Radar Detection	Client without Radar Detection
U-NII Detection Bandwidth and Statistical Performance Check	All BW modes must be tested	Not required
Channel Move Time and Channel Closing Transmission Time	Test using widest BW mode available	Test using the widest BW mode available for the link
All other tests	Any single BW mode	Not required
Note : Frequencies selected for statistical performance check (Section 7.8.4) should include several frequencies within the radar detection bandwidth and frequencies near the edge of the radar detection bandwidth. For 802.11 devices it is suggested to select frequencies in all 20 MHz channel blocks and a null frequencies between the bonded 20 MHz channel blocks		

Table 3: DFS Detection Thresholds for Master Devices and Client Devices With Radar Detection	
Maximum Transmit Power	U-NII Band 2-Aalue (See Notes 1,2 and 3)
EIRP ≥ 200 milliwatt	-64 dBm
EIRP < 200 milliwatt and Power spectral density < 10 dBm/MHz	-62 dBm
EIRP < 200 milliwatt that do not meet the power spectral density requirement	-64 dBm
<p>Note 1: This is the level at the input of the receiver assuming a 0 dBi receive antenna.</p> <p>Note 2: Throughout these test procedures an additional 1 dB has been added to the amplitude of the test transmission waveforms to account for variations in measurement equipment. This will ensure that the test signal is at or above the detection threshold level to trigger a DFS response.</p> <p>Note 3: EIRP is based on the highest antenna gain. For MIMO devices refer to FCC KDB Publication 662911 D01.</p>	

Table 4: DFS Response Requirement U-NII Band 2-Aalues	
Parameter	U-NII Band 2-Aalue
Non-occupancy period	Minimum 30 minutes
Channel Availability Check Time	60 seconds
Channel Move Time	10 seconds See Note 1.
Channel Closing Transmission Time	200 milliseconds + an aggregate of 60 milliseconds over remaining 10 second period. See Notes 1 and 2.
U-NII Detection Bandwidth	Minimum 100 % of the U-NII 99 % transmission power bandwidth. See Note 3.
<p>Note 1: Channel Move Time and the Channel Closing Transmission Time should be performed with Radar Type 0. The measurement timing begins at the end of the Radar Type 0 burst.</p> <p>Note 2: The Channel Closing Transmission Time is comprised of 200 milliseconds starting at the beginning of the Channel Move Time plus any additional intermittent control signals required to facilitate a Channel move (an aggregate of 60 milliseconds) during the remainder of the 10 second period. The aggregate duration of control signals will not count quiet periods in between transmissions.</p> <p>Note 3: During the U-NII Detection Bandwidth detection test, radar type 0 should be used. For each frequency step the minimum percentage of detection is 90 percent. Measurements are performed with no data traffic.</p>	

Table 5: Short Pulse Radar Test Waveforms					
Radar Type	Pulse Width (μsec)	PRI (μsec)	Number of Pulses	Minimum Percentage of Successful Detection	Minimum Number of Trials
0	1	1428	18	See Note 1	See Note 1
1	1	<p>Test A: 15 unique PRI values randomly selected from the list of 23 PRI values in Table 5a</p> <hr/> <p>Test B: 15 unique PRI values randomly selected within the range of 518-3066 μsec, with a minimum increment of 1 μsec, excluding PRI values selected in Test A</p>	$\text{Roundup} \left\{ \begin{array}{l} \left(\frac{1}{360} \right) \cdot \\ \left(\frac{19 \cdot 10^6}{\text{PRI}_{\mu\text{sec}}} \right) \end{array} \right\}$	60 %	30
2	1-5	150-230	23-29	60 %	30
3	6-10	200-500	16-18	60 %	30
4	11-20	200-500	12-16	60 %	30
Aggregate (Radar Types 1-4)				80 %	120
Note 1: Short Pulse Radar Type 0 should be used for the detection bandwidth test, channel move time, and channel closing time tests.					

Table 5a: Pulse Repetition Intervals U-NII Band 2-Aalues for Test A		
Pulse Repetition Frequency Number	Pulse Repetition Frequency (Pulses Per Second)	Pulse Repetition Interval (Microseconds)
1	1930.5	518
2	1858.7	538
3	1792.1	558
4	1730.1	578
5	1672.2	598
6	1618.1	618
7	1567.4	638
8	1519.8	658
9	1474.9	678
10	1432.7	698
11	1392.8	718
12	1355	738
13	1319.3	758
14	1285.3	778
15	1253.1	798
16	1222.5	818
17	1193.3	838
18	1165.6	858
19	1139	878
20	1113.6	898
21	1089.3	918
22	1066.1	938
23	326.2	3066

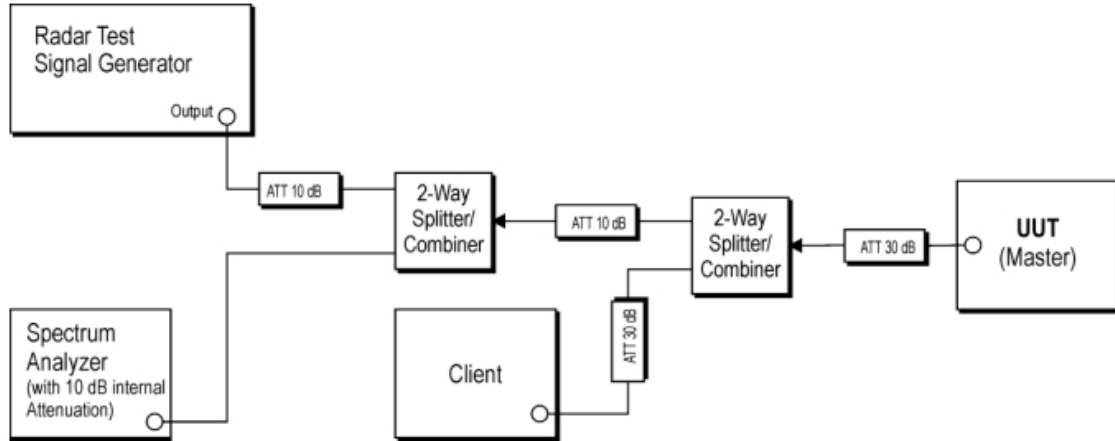
Table 6 – Long Pulse Radar Test Signal							
Radar Waveform	Bursts	Pulses per Burst	Pulse Width (µsec)	Chirp Width (MHz)	PRI (µsec)	Minimum Percentage of Successful Detection	Minimum Trials
5	8-20	1-3	50-100	5-20	1000-2000	80 %	30

Table 7 – Frequency Hopping Radar Test Signal							
Radar Waveform	Pulse Width (µsec)	PRI (µsec)	Burst Length (ms)	Pulses per Hop	Hopping Rate (kHz)	Minimum Percentage of Successful Detection	Minimum Trials
6	1	333	300	9	0.333	70 %	30

4.2. Test and Measurement System

4.2.1. Setup for Master with injection at the Master

Example Radiated Setup where UUT is a Master and Radar Test Waveforms are injected into the Master



Tested System Details

The types for all equipments, plus descriptions of all cables used in the tested system (including inserted cards) are:

	Product	Manufacturer	Model No.	ID
1.	Mobile Phone	SAMSUNG	SM-G9910	FCC : A3LSMG991B

4.2.2. System Calibration

The short pulse types 0,1,2, 3 and 4, and the long pulse type 5 parameters are randomized at run-time. The hopping type 6 pulse parameters are fixed while the hopping sequence is based on the May 2014 NTIA Hopping Frequency List. The initial starting point randomized at run-time and each subsequent starting point is incremented by 475. Each frequency in the 100-length segment is compared to the boundaries of the EUT Detection Bandwidth and the software creates a hopping burst pattern in accordance with Section 7.4.1.3 Method #2 Simulated Frequency Hopping Radar Waveform Generating Subsystem of FCC KDB 905462 D02 UNII DFS Compliance Procedures New Rules v02 The frequency of the signal generator is incremented in 1 MHz steps from FL to FH for each successive trial. This incremental sequence is repeated as required to generate a minimum of 30 total trials and to maintain a uniform frequency distribution over the entire Detection Bandwidth.

The signal monitoring equipment consists of a spectrum analyzer. The aggregate ON time is calculated by multiplying the number of bins above a threshold during a particular observation period by the dwell time per bin, with the analyzer set to peak detection and max hold.

4.2.3. System Calibration

The Interference Radar Detection Threshold Level is (-63 dBm), The above equipment setup was used to calibrate the radiated Radar Waveform. A vector signal generator was utilized to establish the test signal level for each radar type. During this process there were replace 50 ohm terminal form Master and Client device and no transmissions by either the Master or Client Device. The spectrum analyzer was switched to the zero span (Time Domain) at the frequency of the Radar Waveform generator. Peak detection was used. The spectrum analyzer resolution bandwidth (RBW) and video bandwidth (U-NII Band 2-ABW) were set to at least 3 MHz.

The vector signal generator amplitude was set so that the power level measured at the spectrum analyzer was (-63 dBm). Capture the spectrum analyzer plots on short pulse radar types, long pulse radar type and hopping radar waveform.

4.2.4. Adjustment of Displayed Traffic Level

A link is established between the Master and Slave and the distance between the units is adjusted as needed to provide a suitable received level at the Master and Slave devices. Software to ping the client is permitted to simulate data transfer but must have random ping intervals. The monitoring antenna is adjusted so that the WLAN traffic level, as displayed on the spectrum analyzer, is at lower amplitude than the radar detection threshold.

4.3. Test Instruments

For Conducted

Test Period: Oct. 16 ~ Nov. 01, 2021

Testing Engineer: Brain Lin, Andy Lu, Peter Shui

Use	Equipment	Manufacturer	Model Number	Serial Number	Cal. Date	Cal. Period
<input checked="" type="checkbox"/>	Spectrum Analyzer (20 Hz~26.5 GHz)	Agilent	N9020A	US47520902	09/09/2021	1 year
<input checked="" type="checkbox"/>	Signal Generator	Keysight	N5182B	MY53052569	04/20/2021	1 year
<input checked="" type="checkbox"/>	Signal Generator	Keysight	N5182BX07	MY59360221	04/20/2021	1 year

Note: N.C.R. = No Calibration Request.

5 Test Methodology

5.1. Mode of Operation

Decision of Test Eurofins has verified the construction and function in typical operation. All the test modes were carried out with the EUT in normal operation, which was shown in this test report and defined as:

Test Mode
Mode 1: Transmit mode
Mode 2: IEEE 802.11a Continuous TX mode
Mode 3: IEEE 802.11n 5 GHz 20 MHz Continuous TX mode
Mode 4: IEEE 802.11n 5 GHz 40 MHz Continuous TX mode
Mode 5: IEEE 802.11ac 20 MHz Continuous TX mode
Mode 6: IEEE 802.11ac 40 MHz Continuous TX mode
Mode 7: IEEE 802.11ac 80 MHz Continuous TX mode
Mode 8: IEEE 802.11ax 20 MHz Continuous TX mode
Mode 9: IEEE 802.11ax 40 MHz Continuous TX mode
Mode 10: IEEE 802.11ax 80 MHz Continuous TX mode

Final-Test Mode
Mode 1: Transmit mode
Mode 2: IEEE 802.11a Continuous TX mode
Mode 8: IEEE 802.11ax 20 MHz Continuous TX mode
Mode 9: IEEE 802.11ax 40 MHz Continuous TX mode
Mode 10: IEEE 802.11ax 80 MHz Continuous TX mode

IEEE 802.11ax 20 MHz Continuous TX mode:

Unless otherwise noted, all tests were performed with the radar burst at the channel center frequency of 5300 MHz and 5560 MHz.

IEEE 802.11ax 40 MHz Continuous TX mode:

Unless otherwise noted, all tests were performed with the radar burst at the channel center frequency of 5310 MHz and 5550 MHz.

IEEE 802.11ax 80 MHz Continuous TX mode:

Unless otherwise noted, all tests were performed with the radar burst at the channel center frequency of 5290 MHz and 5530 MHz.

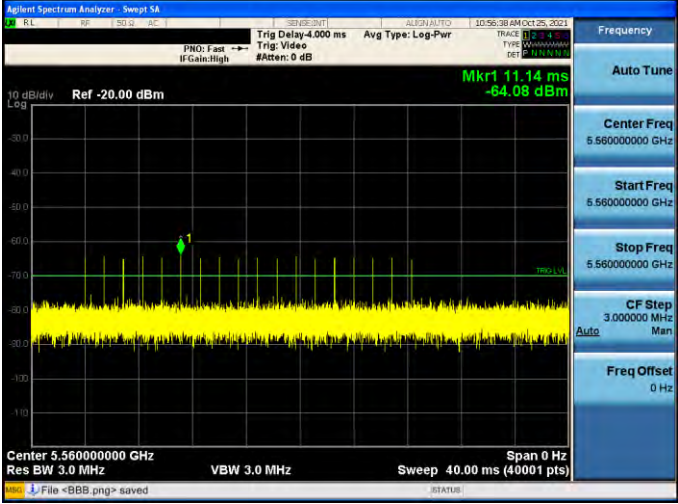
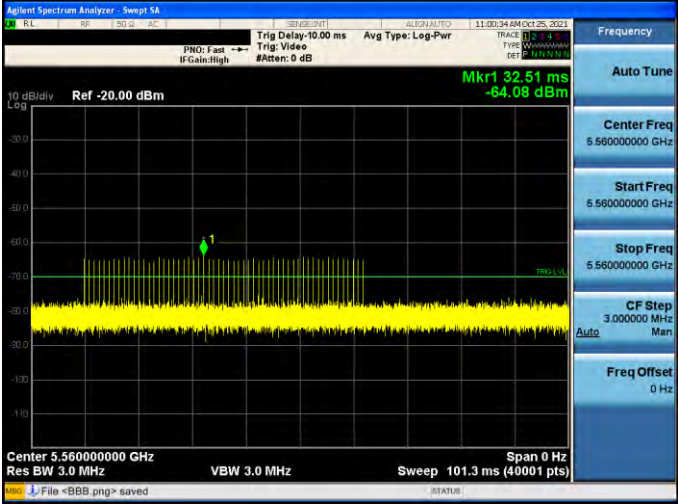
5.2. EUT Test Step

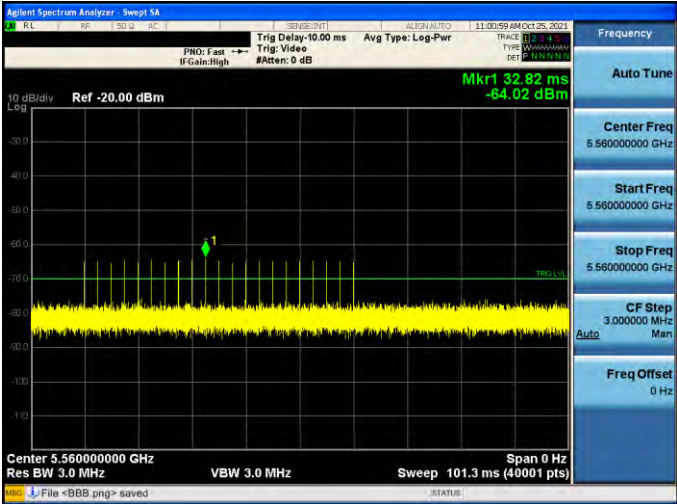
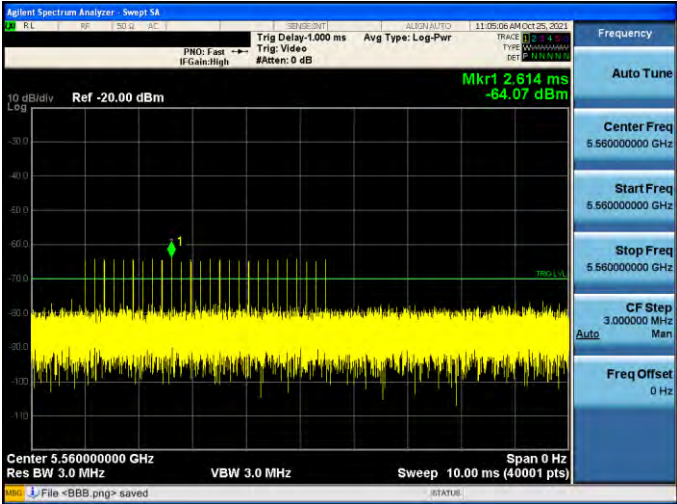
1.	Setup the EUT shown on 3.2.
2.	Turn on the power of all equipment.
3.	Turn on Wi-Fi function link to Access Point.
4.	The EUT is operated in the normal mode to the purposes of measurement.

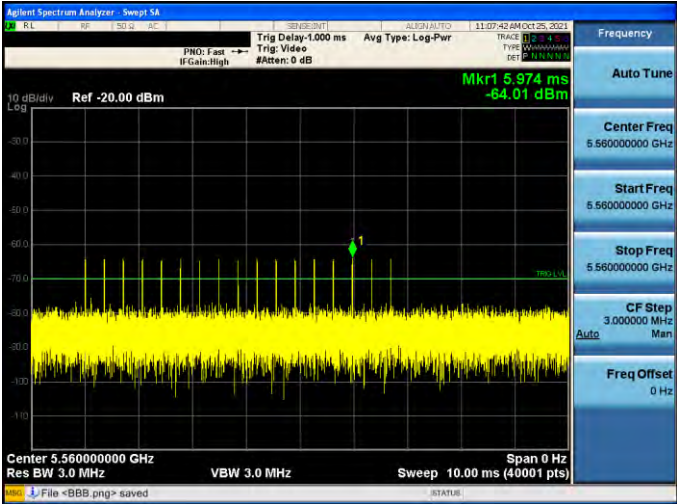
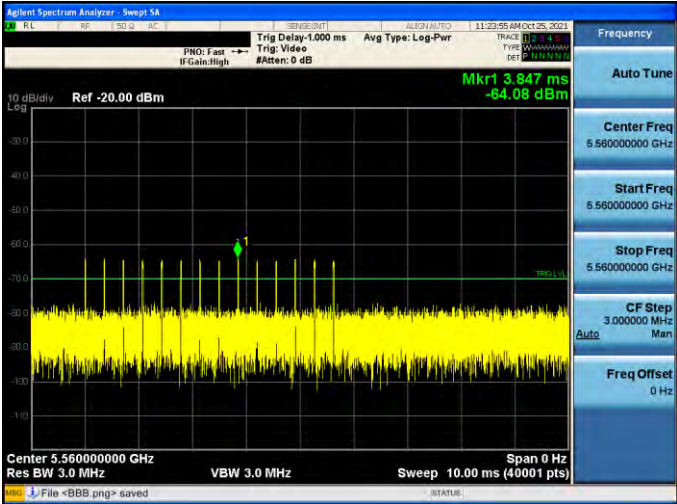
Measurement Software			
No.	Description	Software	Version
1	Channel Move Time	ISMonitor9	8.0.0.0
2	Channel Move Closing Transmission Time	ISMonitor9	8.0.0.0
3	Dynamic Frequency Selection	DFS Radar Profiles	3.0.0.0

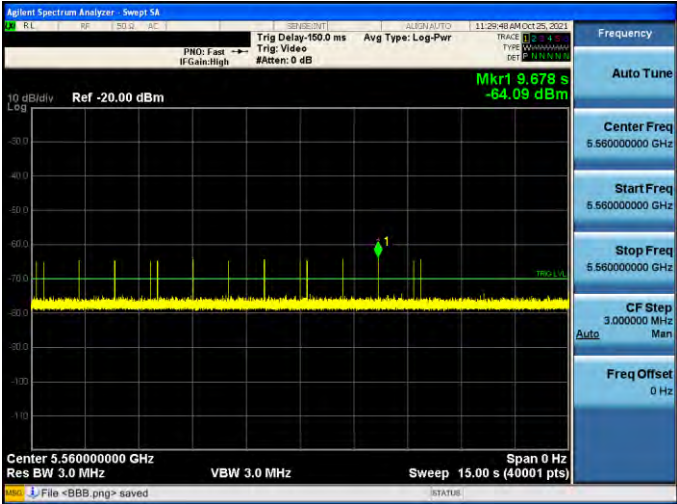
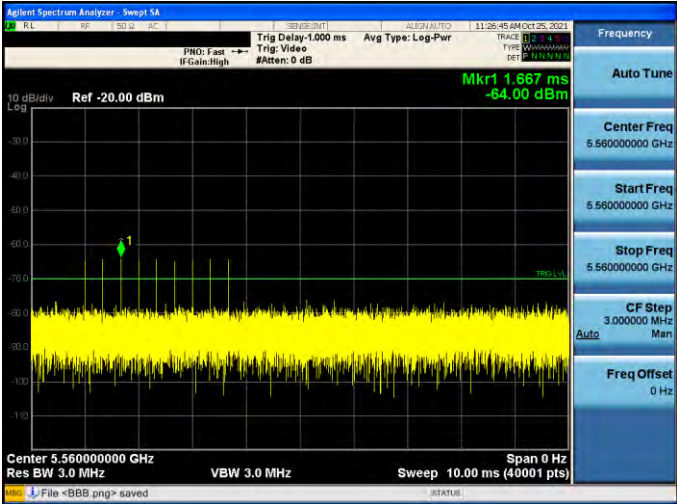
6 Test Results

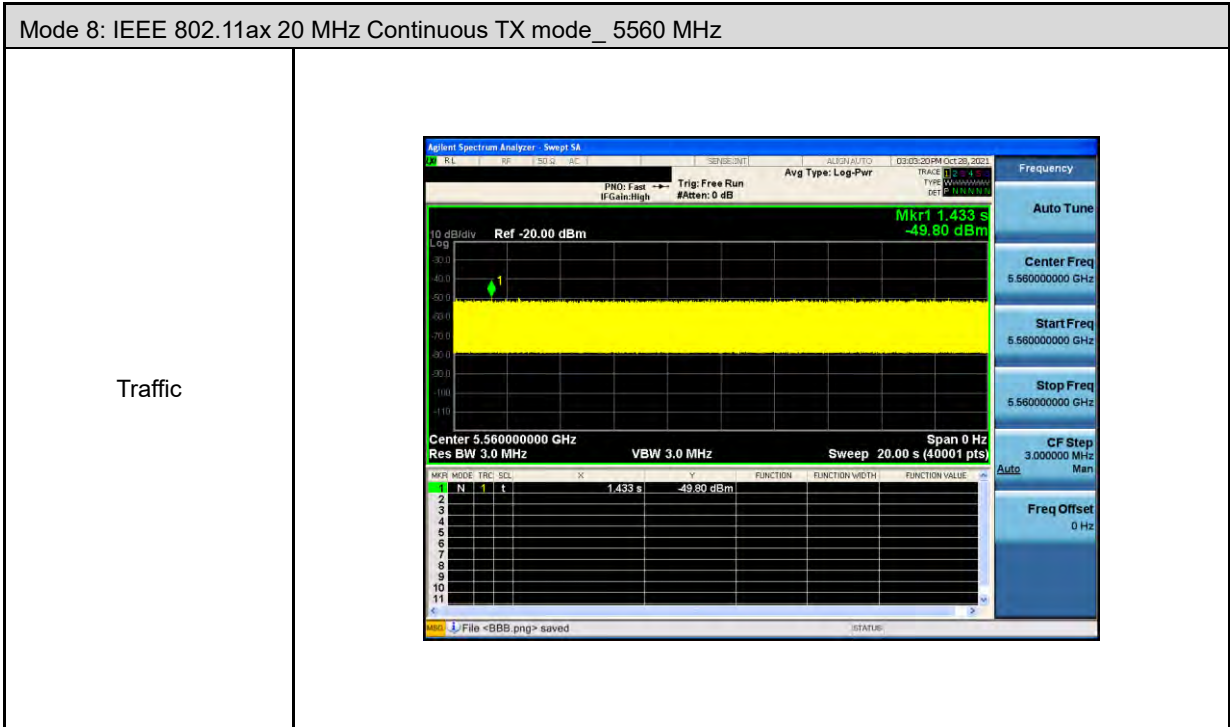
6.1. Radar Waveforms and Traffic

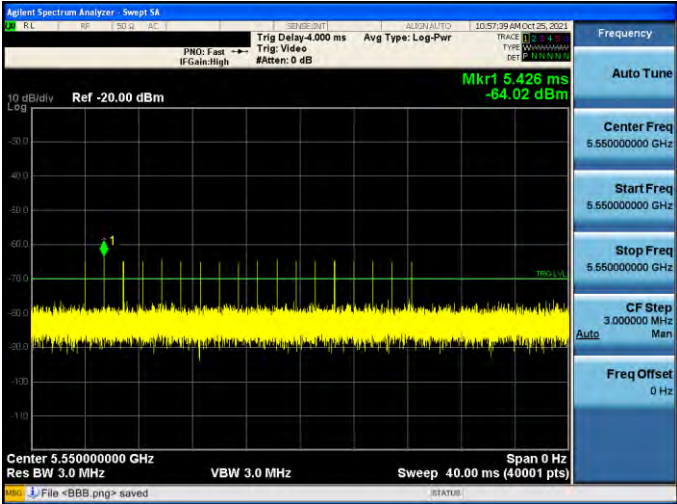
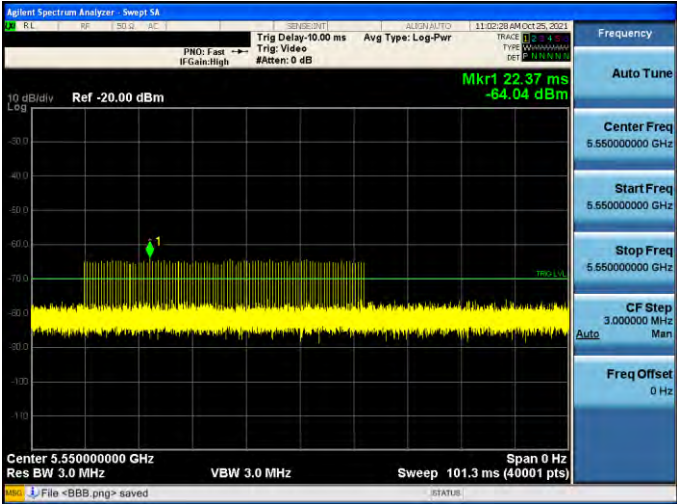
Mode 8: IEEE 802.11ax 20 MHz Continuous TX mode_ 5560 MHz	
<p>Short Pulse Radar Type 0</p>	
<p>Short Pulse Radar Type 1A</p>	

Mode 8: IEEE 802.11ax 20 MHz Continuous TX mode_ 5560 MHz	
<p>Short Pulse Radar Type 1B</p>	
<p>Short Pulse Radar Type 2</p>	

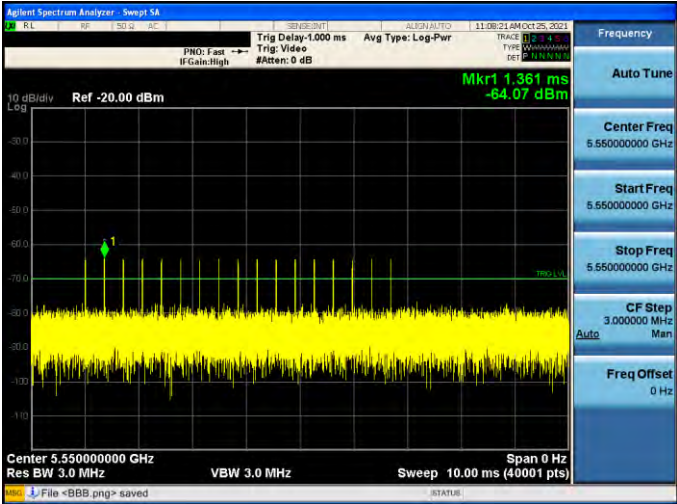
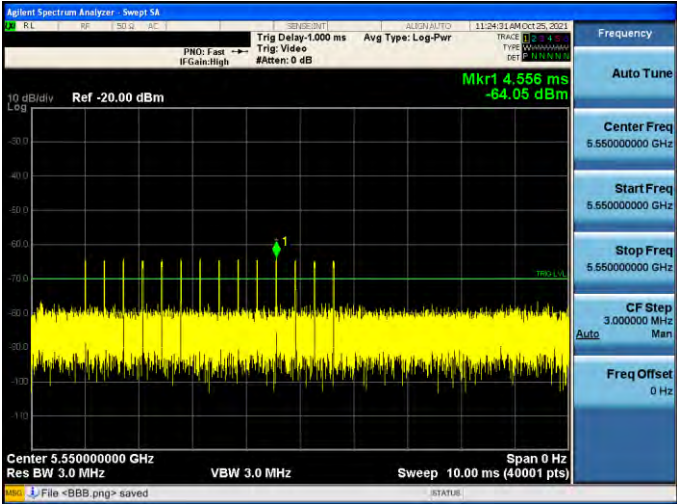
Mode 8: IEEE 802.11ax 20 MHz Continuous TX mode_ 5560 MHz	
<p>Short Pulse Radar Type 3</p>	 <p>Agilent Spectrum Analyzer - Swept SA</p> <p>Center 5.560000000 GHz Res BW 3.0 MHz VBW 3.0 MHz Sweep 10.00 ms (40001 pts)</p> <p>Mkr1 5.974 ms -64.01 dBm</p>
<p>Short Pulse Radar Type 4</p>	 <p>Agilent Spectrum Analyzer - Swept SA</p> <p>Center 5.560000000 GHz Res BW 3.0 MHz VBW 3.0 MHz Sweep 10.00 ms (40001 pts)</p> <p>Mkr1 3.847 ms -64.08 dBm</p>

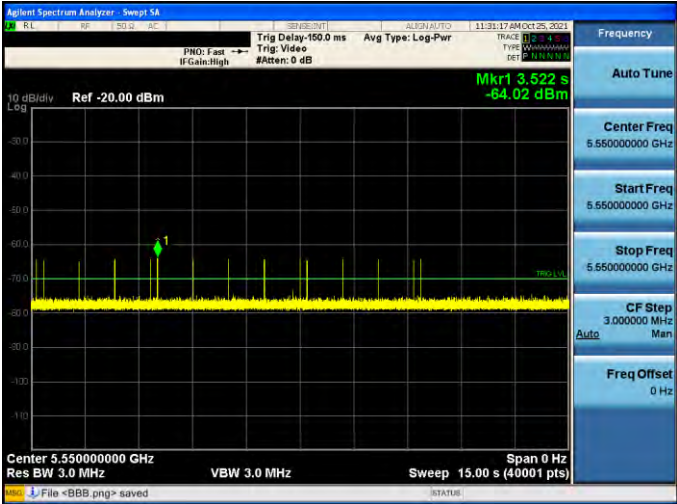
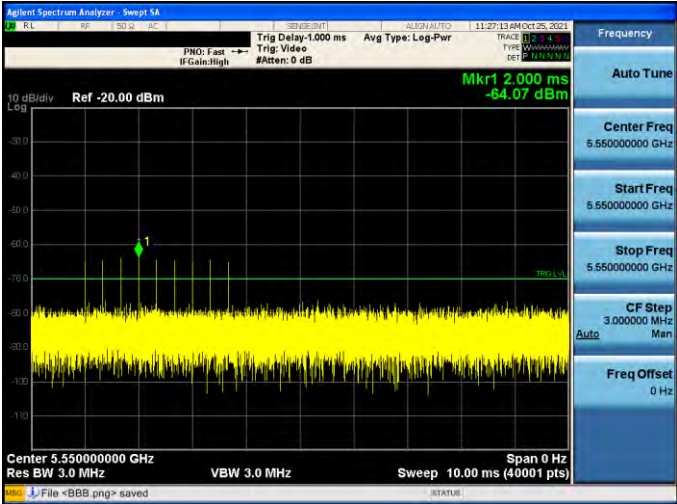
Mode 8: IEEE 802.11ax 20 MHz Continuous TX mode_ 5560 MHz	
<p>Long Pulse Radar Type 5</p>	
<p>Frequency Hopping Radar Type 6</p>	

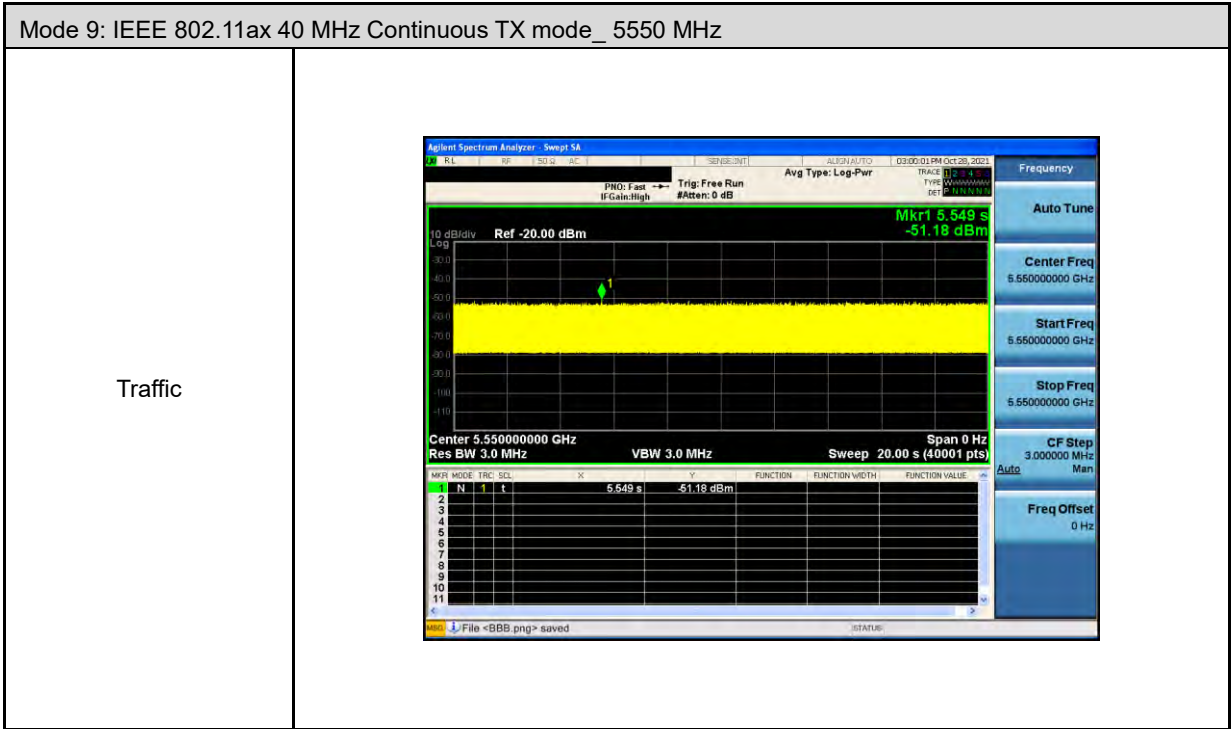


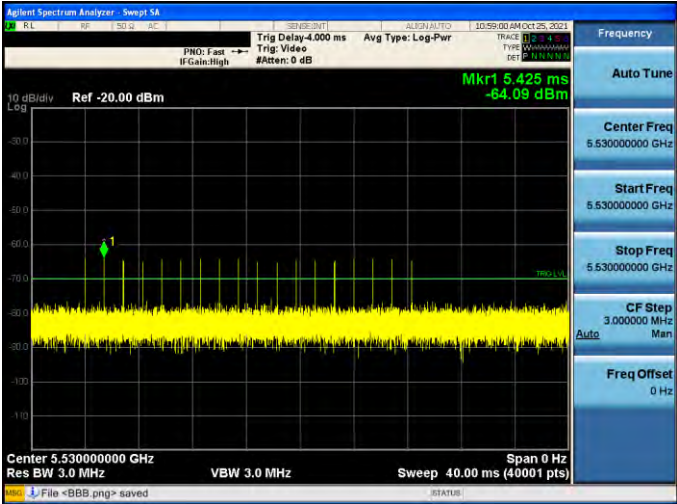
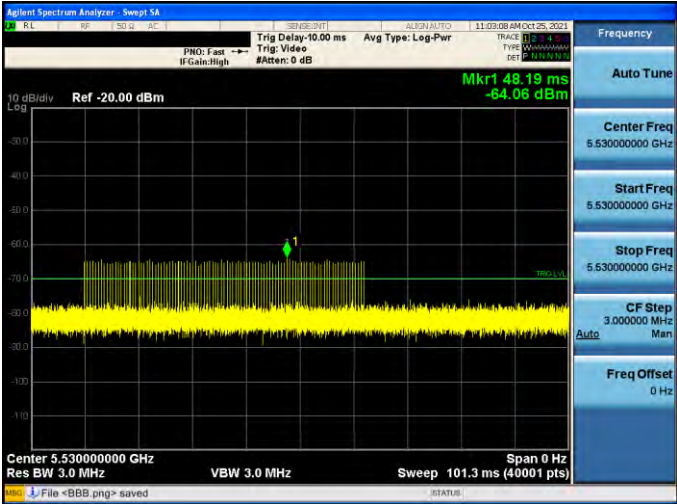
Mode 9: IEEE 802.11ax 40 MHz Continuous TX mode_ 5550 MHz	
<p>Short Pulse Radar Type 0</p>	
<p>Short Pulse Radar Type 1A</p>	

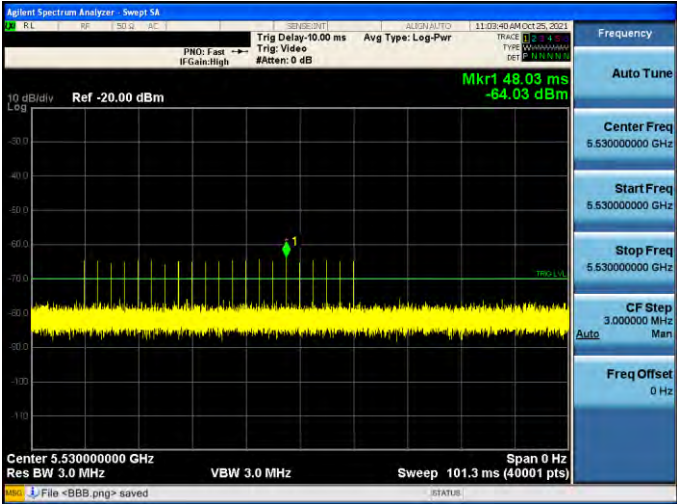
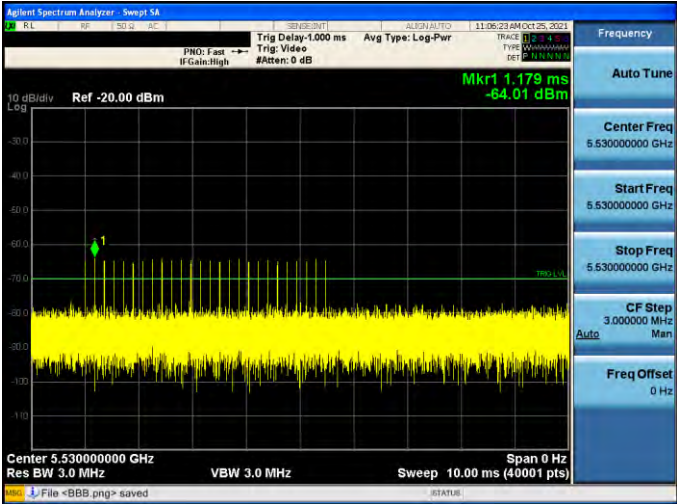
Mode 9: IEEE 802.11ax 40 MHz Continuous TX mode_ 5550 MHz	
<p>Short Pulse Radar Type 1B</p>	
<p>Short Pulse Radar Type 2</p>	

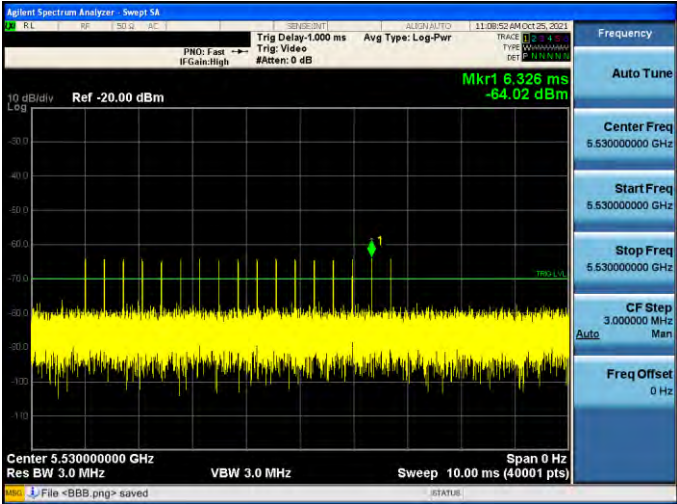
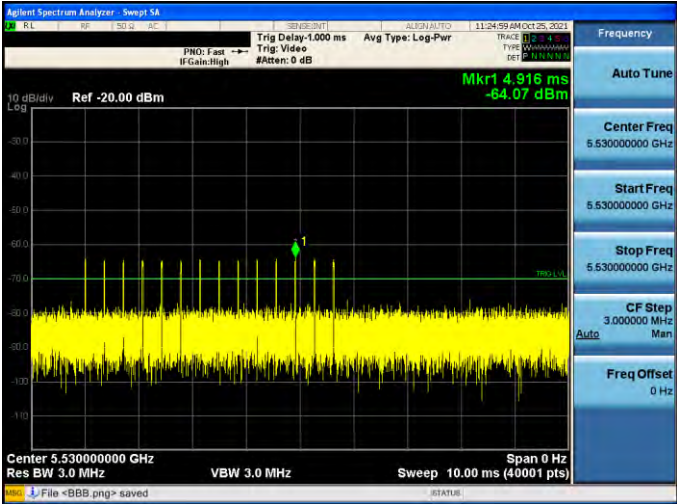
Mode 9: IEEE 802.11ax 40 MHz Continuous TX mode_ 5550 MHz	
<p>Short Pulse Radar Type 3</p>	
<p>Short Pulse Radar Type 4</p>	

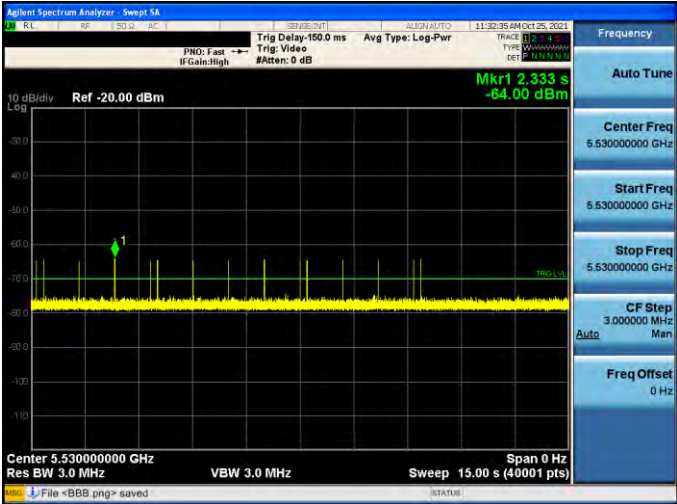
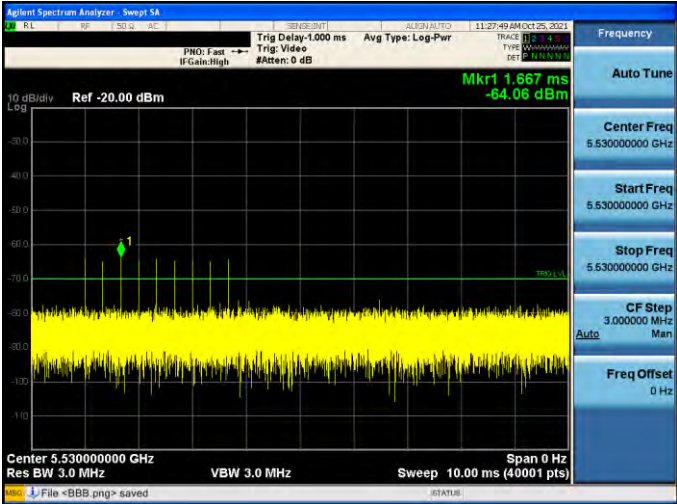
Mode 9: IEEE 802.11ax 40 MHz Continuous TX mode_ 5550 MHz	
<p>Long Pulse Radar Type 5</p>	
<p>Frequency Hopping Radar Type 6</p>	

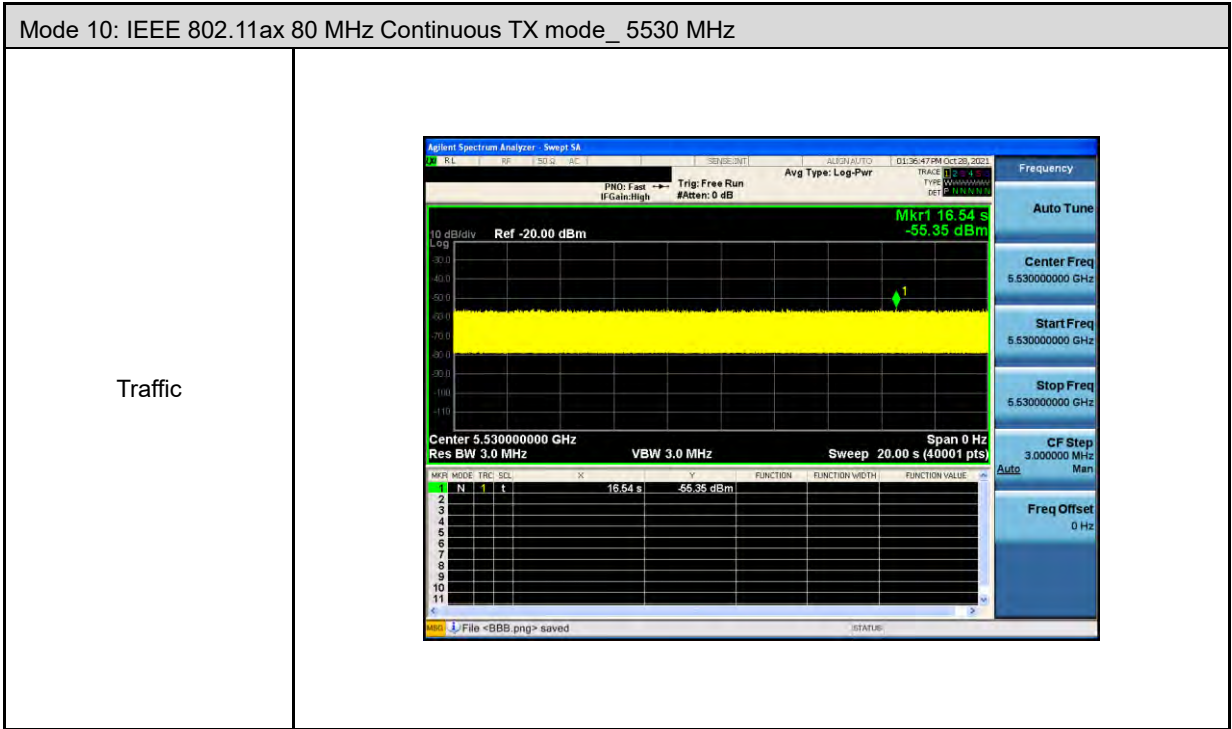


Mode 10: IEEE 802.11ax 80 MHz Continuous TX mode_ 5530 MHz	
<p>Short Pulse Radar Type 0</p>	
<p>Short Pulse Radar Type 1A</p>	

Mode 10: IEEE 802.11ax 80 MHz Continuous TX mode_ 5530 MHz	
<p>Short Pulse Radar Type 1B</p>	
<p>Short Pulse Radar Type 2</p>	

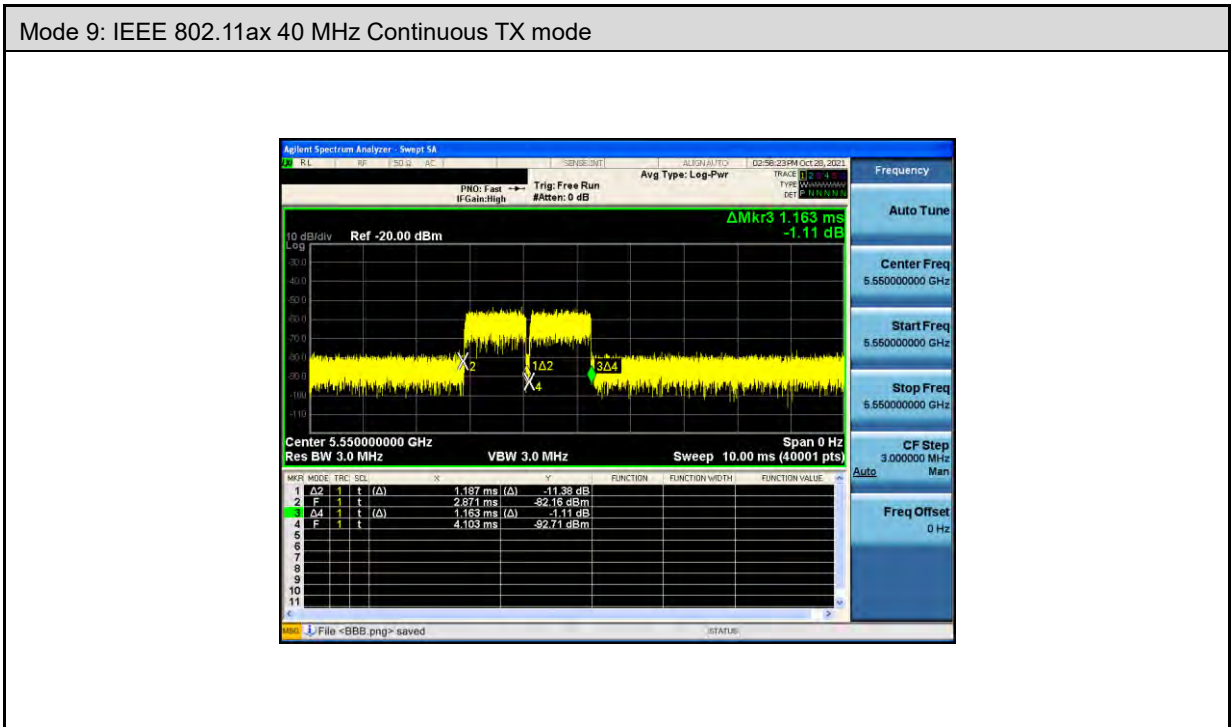
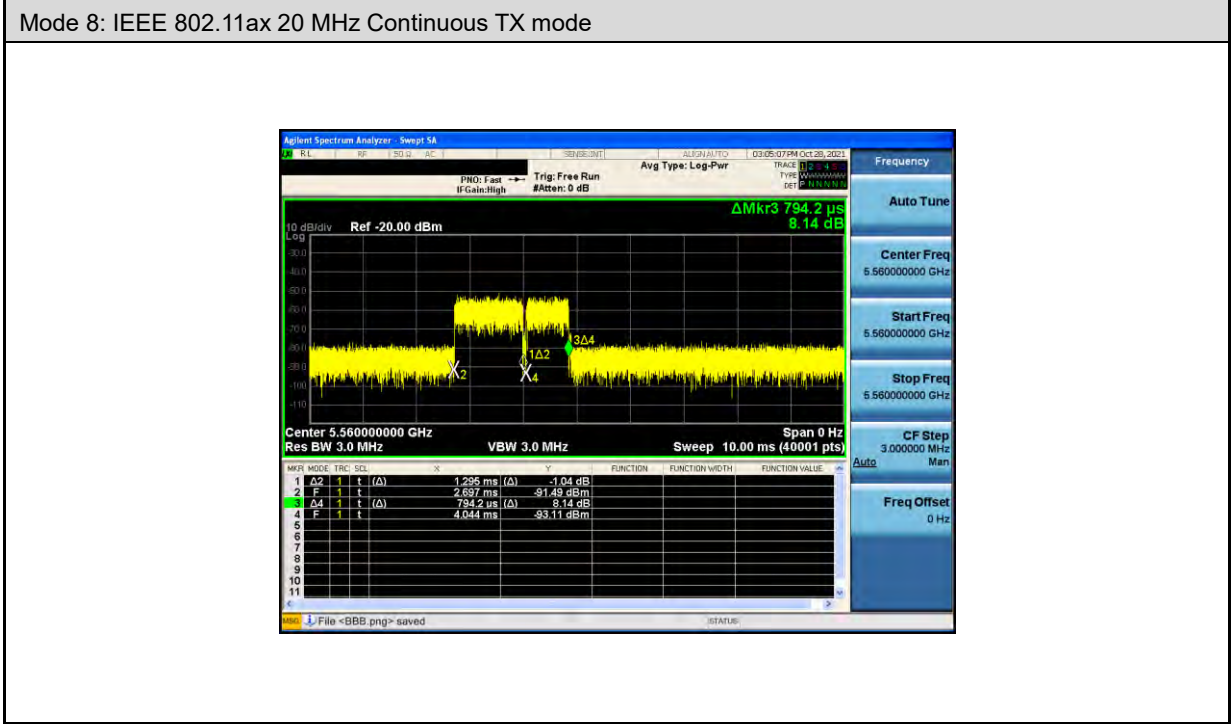
Mode 10: IEEE 802.11ax 80 MHz Continuous TX mode_ 5530 MHz	
<p>Short Pulse Radar Type 3</p>	
<p>Short Pulse Radar Type 4</p>	

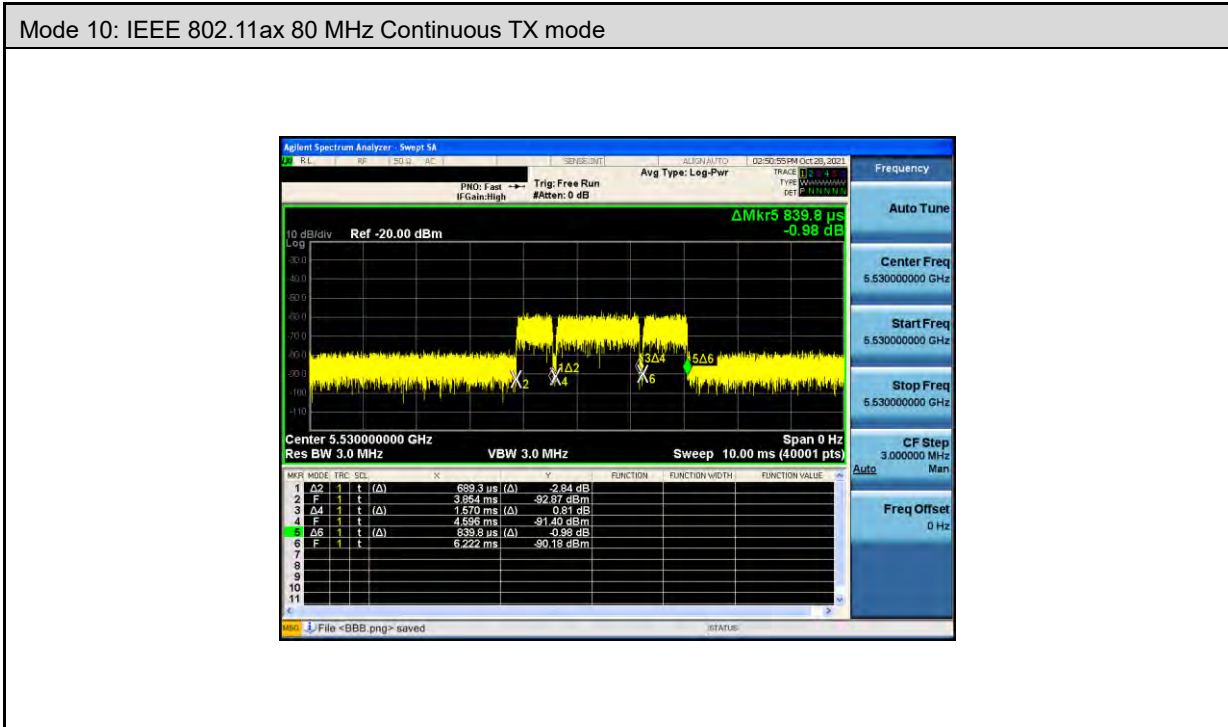
Mode 10: IEEE 802.11ax 80 MHz Continuous TX mode_ 5530 MHz	
<p>Long Pulse Radar Type 5</p>	
<p>Frequency Hopping Radar Type 6</p>	



6.2. Channel Loading

- Duty cycle $\geq 17\%$





6.3. Channel Availability Check Time

6.3.1. Procedure to Determine Initial Power-Up Cycle Time

A link was established on channel then the EUT was rebooted. The time from the cessation of traffic to the re-initialization of traffic was measured as the time required for the EUT to complete the total power-up cycle. The time to complete the initial power-up period is 60 seconds less than this total power-up time.


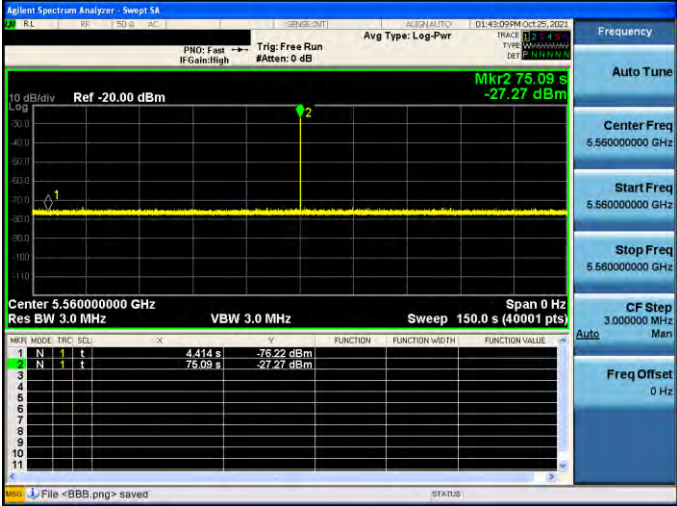
6.3.2. Procedure for Timing Of Radar Burst

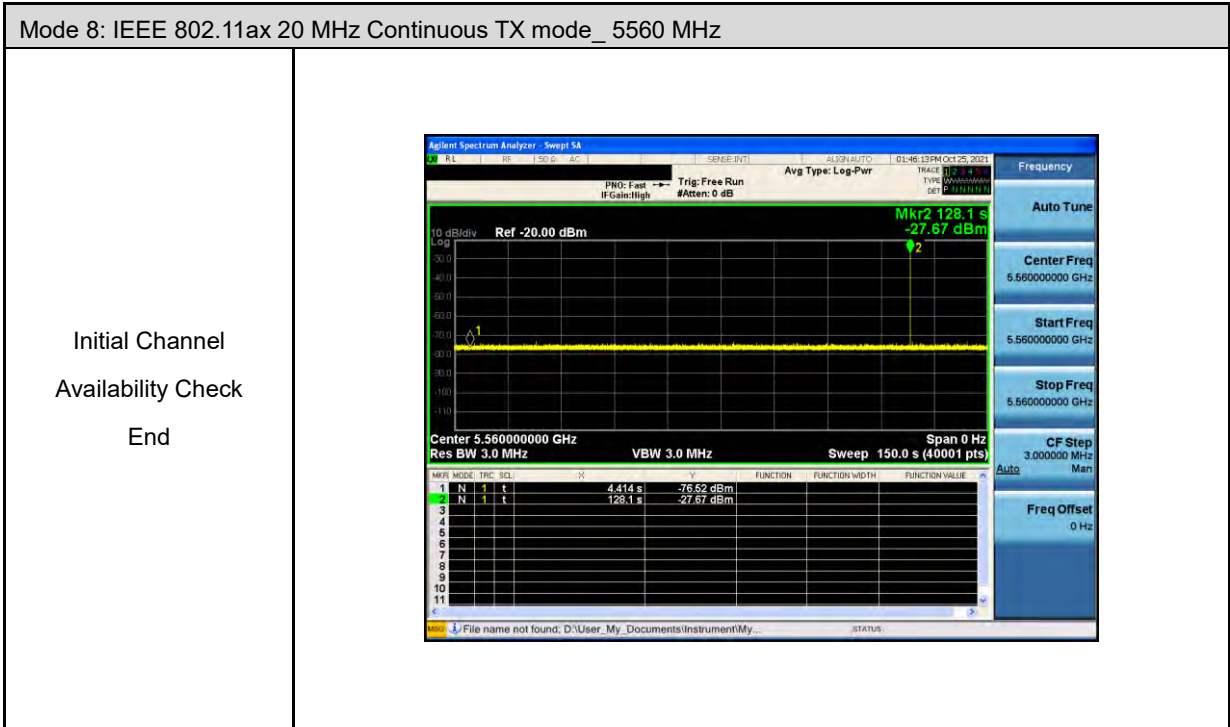
With a link established on channel, the EUT was rebooted. A radar signal was triggered within 0 to 6 seconds after the initial power-up period, and transmissions on the channel were monitored on the spectrum analyzer.

The Non-Occupancy list was cleared. With a link established on channel, the EUT was rebooted. A radar signal was triggered within 54 to 60 seconds after the initial power-up period, and transmissions on the channel were monitored on the spectrum analyzer.

6.3.3. Qualitative Results

Timing of Radar Burst	Display on Control Computer	Spectrum Analyzer Display
No Radar Triggered	EUT marks Channel as active	Transmissions begin on channel after completion of the initial power-up cycle and the CAC
Within 0 to 6 second window	EUT indicates radar detected	No transmissions on channel
Within 54 to 60 second window	EUT indicates radar detected	No transmissions on channel

Mode 8: IEEE 802.11ax 20 MHz Continuous TX mode_ 5560 MHz																												
<p>Initial Channel Availability Check</p>	 <table border="1" data-bbox="683 795 1252 952"> <thead> <tr> <th>Marker</th> <th>Mode</th> <th>Trc</th> <th>Scl</th> <th>X</th> <th>Y</th> <th>Function</th> <th>Function Width</th> <th>Function Value</th> </tr> </thead> <tbody> <tr> <td>1</td> <td>F</td> <td>1</td> <td>t</td> <td>128.5 s</td> <td>-4.54 dB</td> <td></td> <td></td> <td></td> </tr> <tr> <td>2</td> <td>F</td> <td>1</td> <td>t</td> <td>4.414 s</td> <td>-52.43 dBm</td> <td></td> <td></td> <td></td> </tr> </tbody> </table>	Marker	Mode	Trc	Scl	X	Y	Function	Function Width	Function Value	1	F	1	t	128.5 s	-4.54 dB				2	F	1	t	4.414 s	-52.43 dBm			
Marker	Mode	Trc	Scl	X	Y	Function	Function Width	Function Value																				
1	F	1	t	128.5 s	-4.54 dB																							
2	F	1	t	4.414 s	-52.43 dBm																							
<p>Initial Channel Availability Check Begin</p>	 <table border="1" data-bbox="683 1473 1252 1630"> <thead> <tr> <th>Marker</th> <th>Mode</th> <th>Trc</th> <th>Scl</th> <th>X</th> <th>Y</th> <th>Function</th> <th>Function Width</th> <th>Function Value</th> </tr> </thead> <tbody> <tr> <td>1</td> <td>N</td> <td>1</td> <td>t</td> <td>4.414 s</td> <td>-76.22 dBm</td> <td></td> <td></td> <td></td> </tr> <tr> <td>2</td> <td>N</td> <td>1</td> <td>t</td> <td>75.09 s</td> <td>-27.27 dBm</td> <td></td> <td></td> <td></td> </tr> </tbody> </table>	Marker	Mode	Trc	Scl	X	Y	Function	Function Width	Function Value	1	N	1	t	4.414 s	-76.22 dBm				2	N	1	t	75.09 s	-27.27 dBm			
Marker	Mode	Trc	Scl	X	Y	Function	Function Width	Function Value																				
1	N	1	t	4.414 s	-76.22 dBm																							
2	N	1	t	75.09 s	-27.27 dBm																							



6.4. Channel Move Time and Channel Closing Transmission Time

6.4.1. Reporting Notes

The reference marker is set at the end of last radar pulse.

The delta marker is set at the end of the last WLAN transmission following the radar pulse.

This delta is the channel move time.

The aggregate channel closing transmission time is calculated as follows:

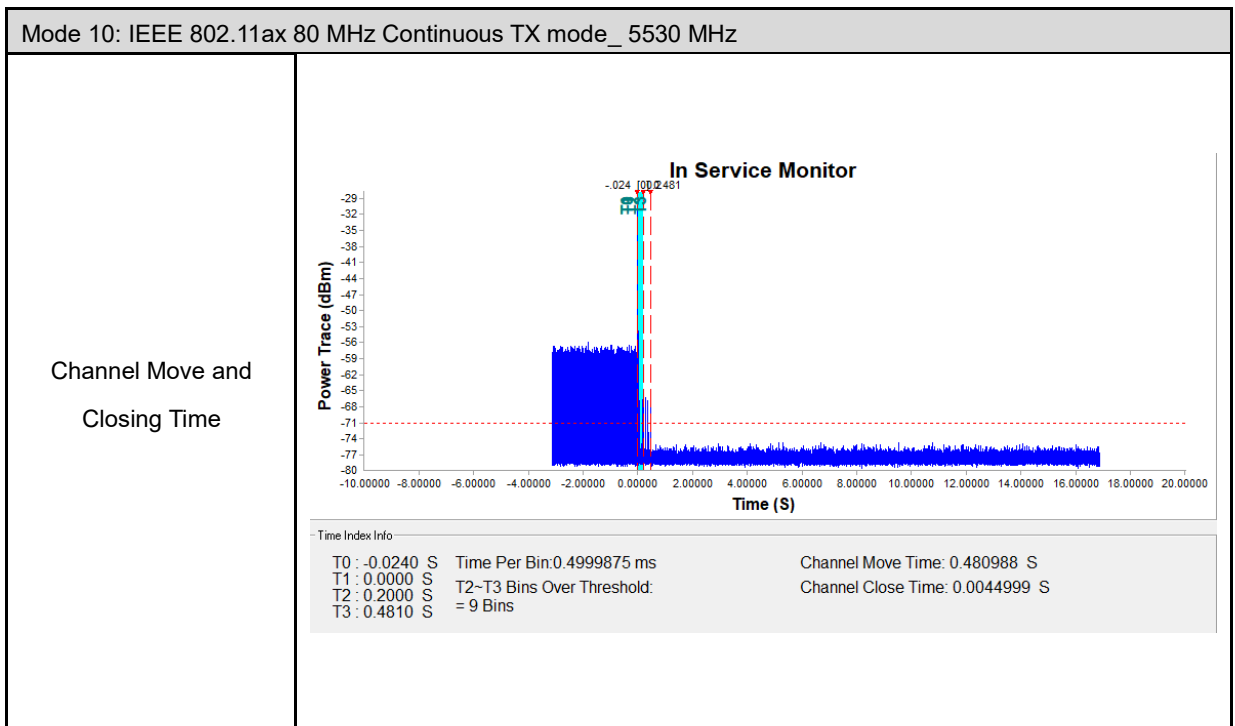
Aggregate Transmission Time = (Number of analyzer bins showing transmission) * (dwell time per bin)

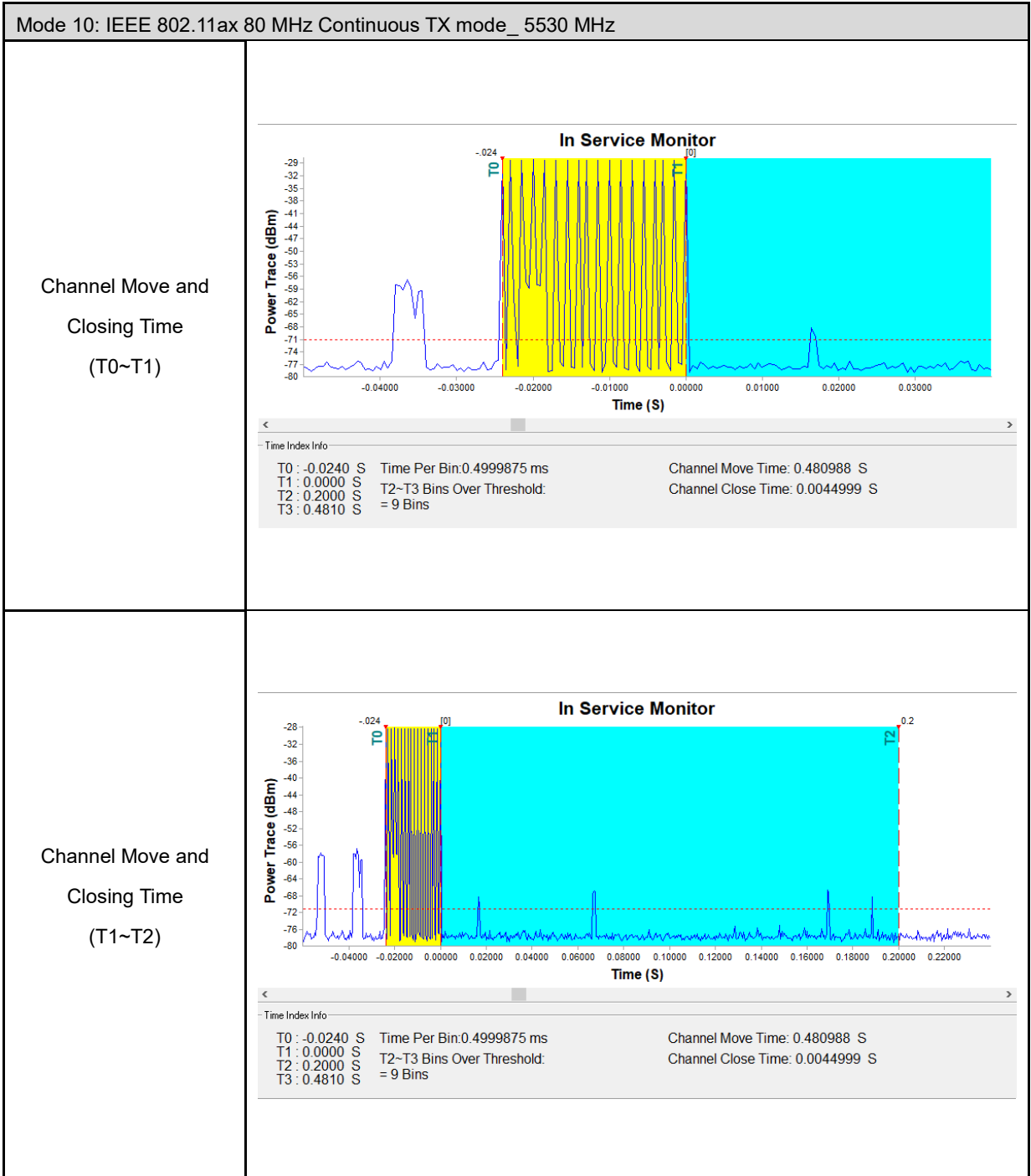
The Channel Closing Transmission Time is comprised of 200 milliseconds starting at the beginning of the Channel Move Time plus any additional intermittent control signals required to facilitate a Channel move (an aggregate of 60 milliseconds) during the remainder of the 10 second period. The aggregate duration of control signals will not count quiet periods in between transmissions.

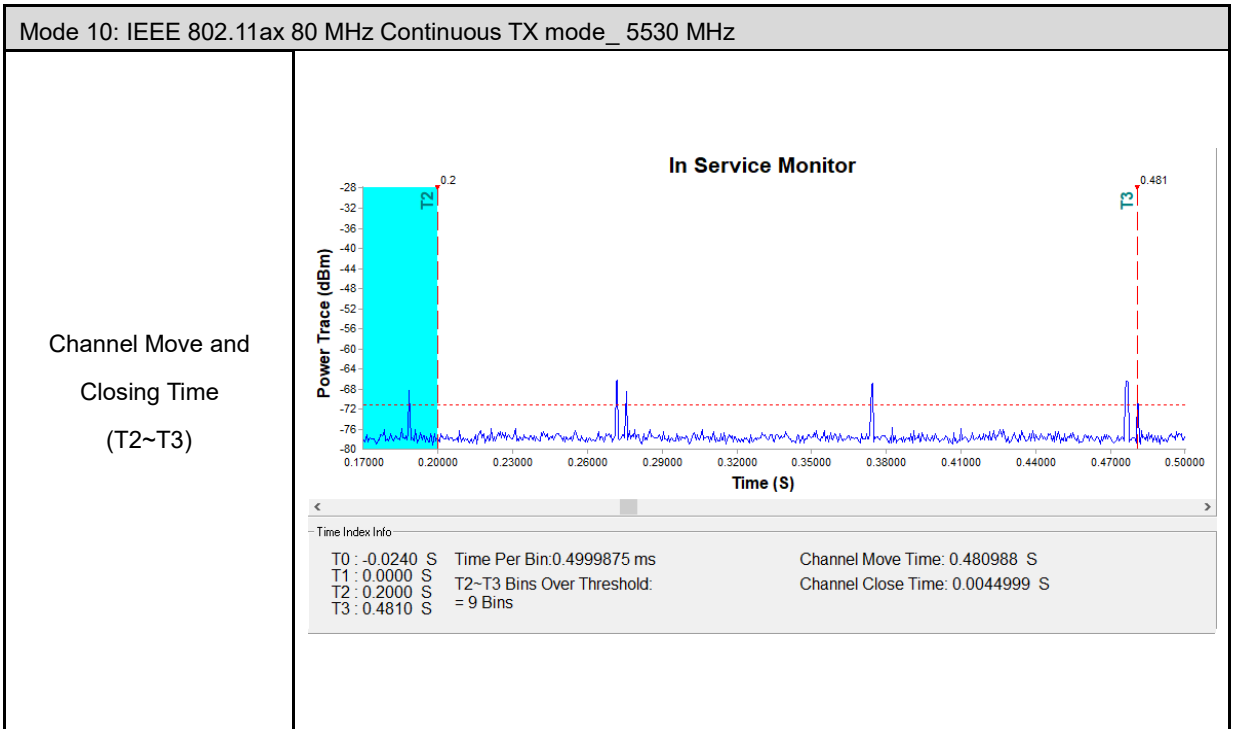
Results

Frequency (MHz)	Radar Type	Channel Move Time (sec)	Limit (sec)
5530	Type 0	0.4810	10

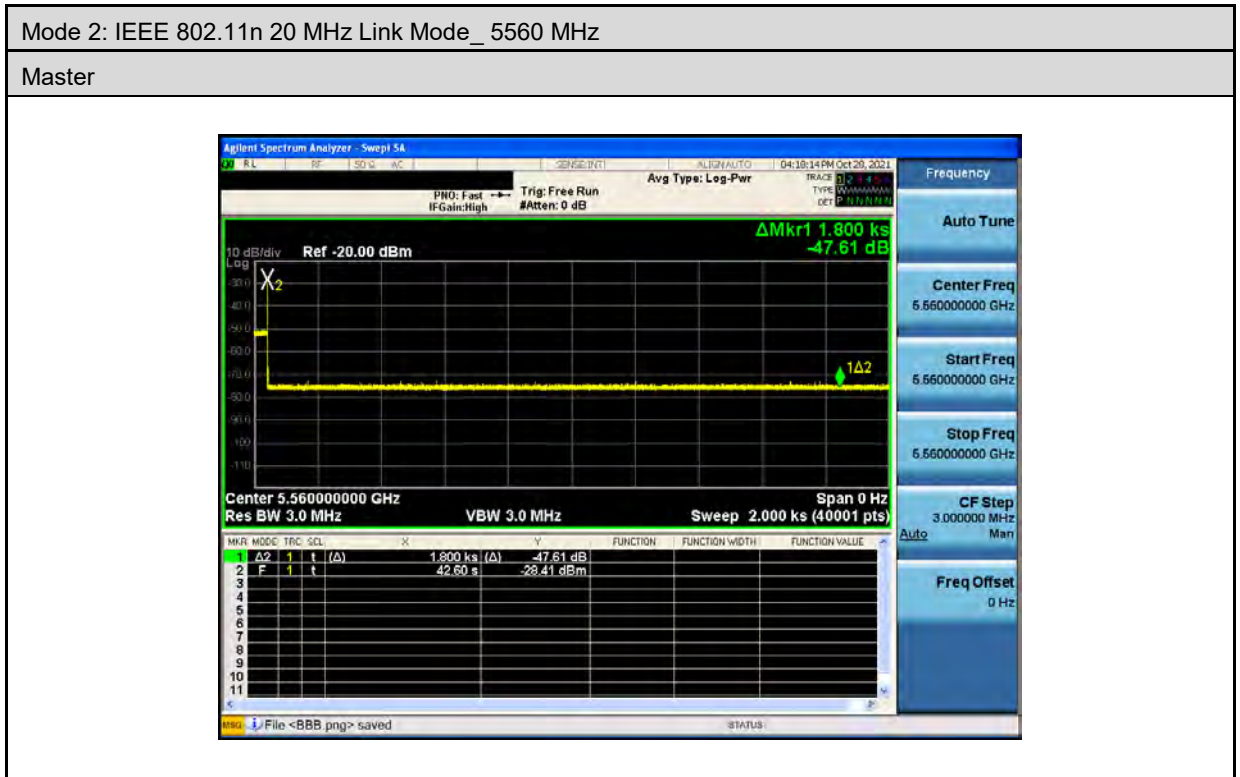
Frequency (MHz)	Radar Type	Aggregate Channel Closing Transmission Time (msec)	Limit (msec)
5530	Type 0	4.4999	60







6.5. Non-Occupancy Period



Note: Non-Occupancy Period time is 30 minute during which a Channel will not be utilized after a Radar Waveform is detected on that Channel.

6.6. U-NII Detection Bandwidth

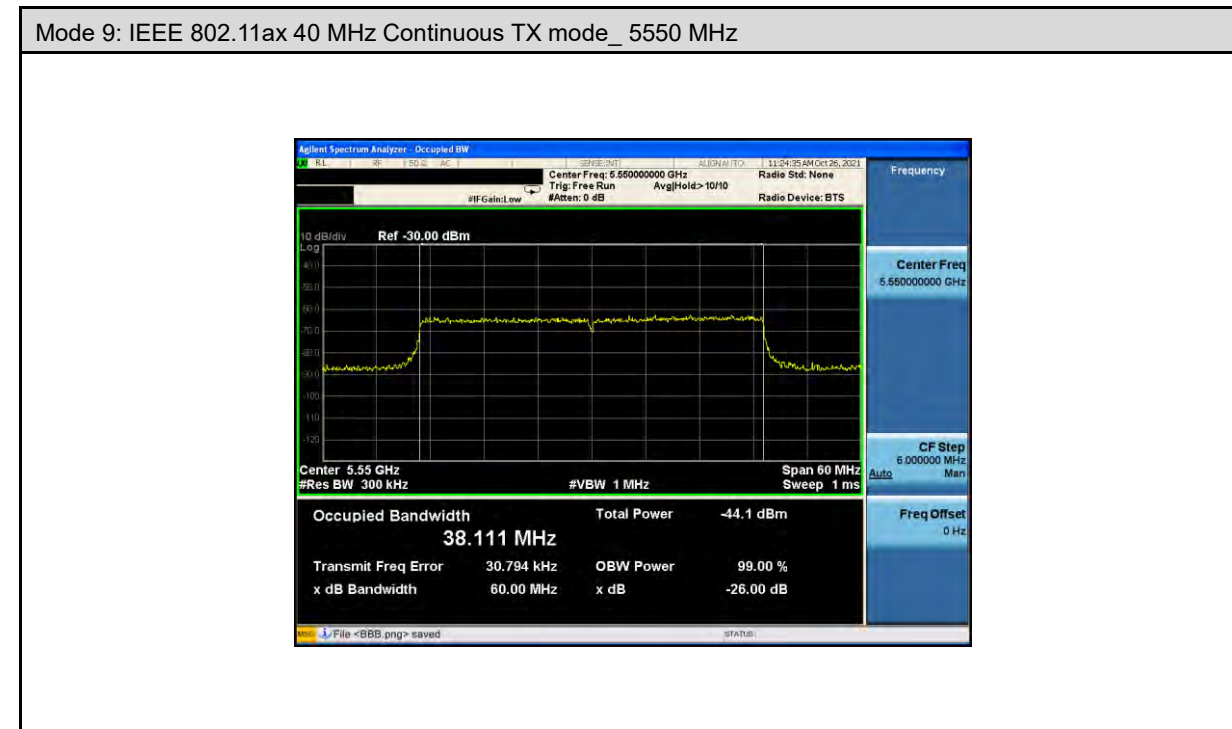
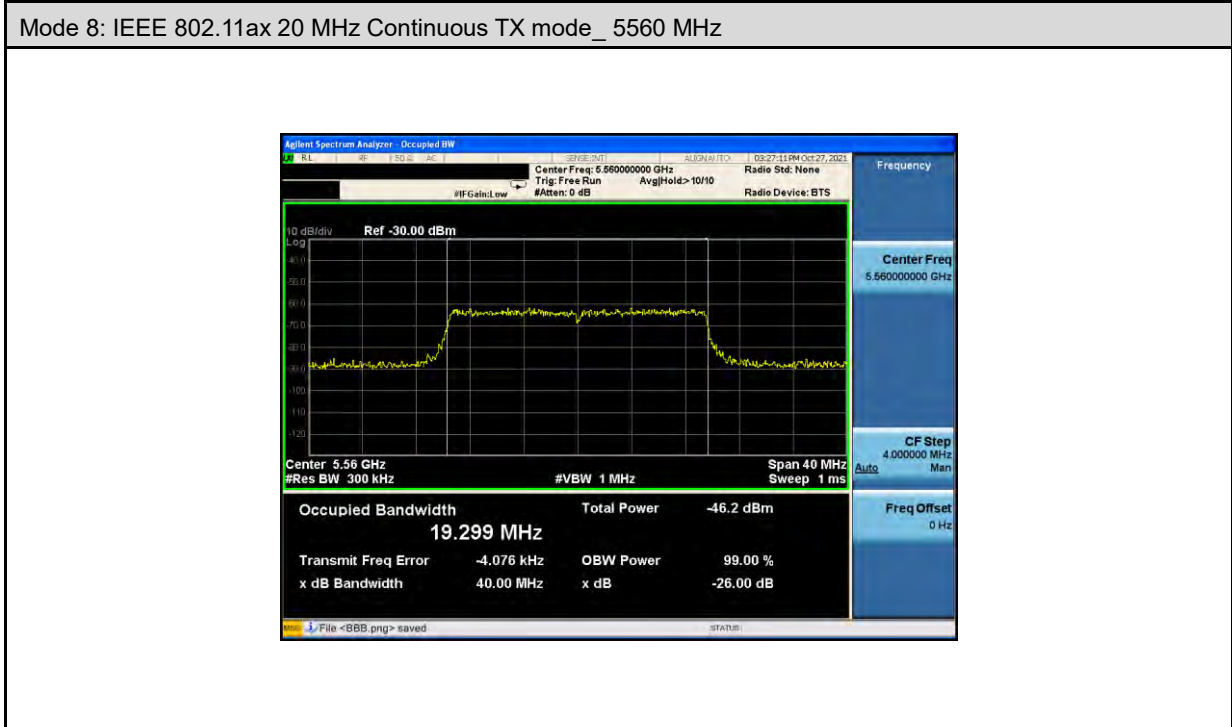
■ Test Results

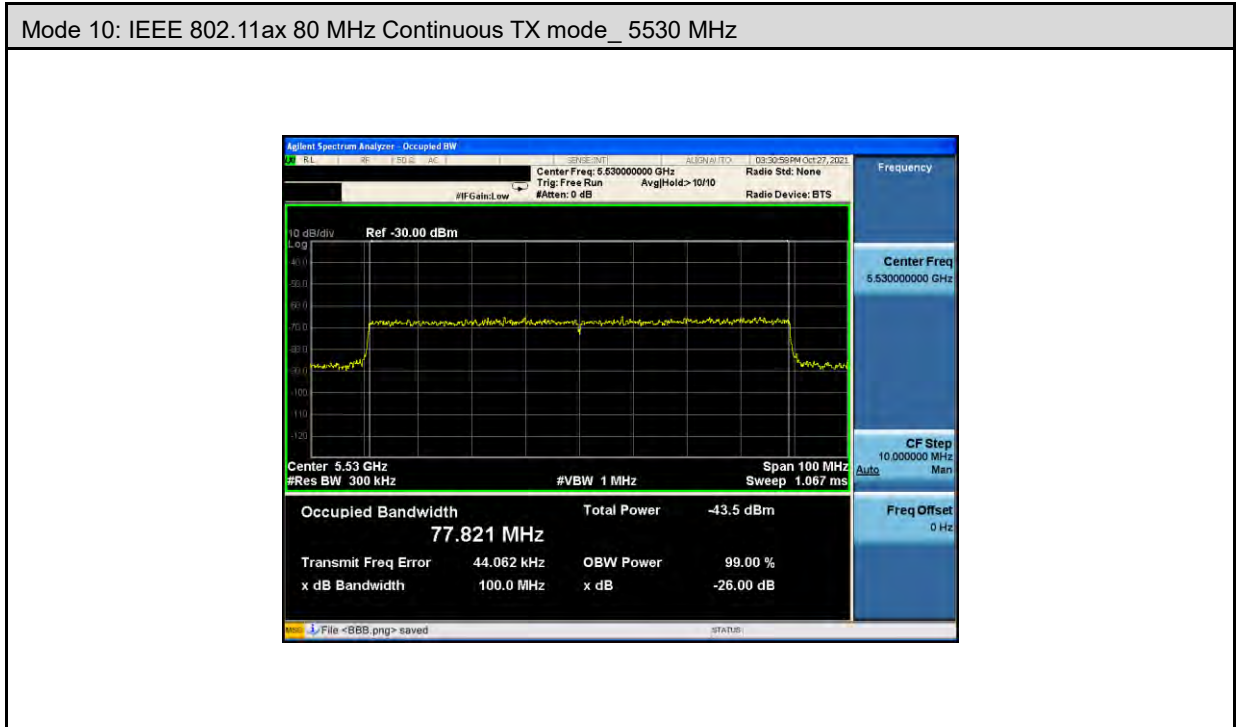
Test Mode						
Mode 8: IEEE 802.11ax 20 MHz Continuous TX mode						
Frequency (MHz)	FL (MHz)	FH (MHz)	Detection Bandwidth (MHz)	99 % Power Bandwidth (MHz)	Ratio of Detection BW to 99 % Power BW (%)	Minimum Limit (%)
5560	5550	5570	20	19.299	103.63	≥ 100

Test Mode						
Mode 9: IEEE 802.11ax 40 MHz Continuous TX mode						
Frequency (MHz)	FL (MHz)	FH (MHz)	Detection Bandwidth (MHz)	99 % Power Bandwidth (MHz)	Ratio of Detection BW to 99 % Power BW (%)	Minimum Limit (%)
5550	5530	5570	40	38.111	104.96	≥ 100

Test Mode						
Mode 10: IEEE 802.11ax 80 MHz Continuous TX mode						
Frequency (MHz)	FL (MHz)	FH (MHz)	Detection Bandwidth (MHz)	99 % Power Bandwidth (MHz)	Ratio of Detection BW to 99 % Power BW (%)	Minimum Limit (%)
5530	5491	5569	78	77.821	100.23	≥ 100

■ Test Graphs





6.7. Statistical Performance check

■ Test Results

Test Mode		Mode 8: IEEE 802.11ax 20 MHz Continuous TX mode					
Frequency (MHz)	Radar Signal	PRI (Msec)	Pulse width W (μs)	Pass Times	Fail Times	Probability	Limit
5560	Type1	Table 5a	1	29	1	96.67%	≥ 60 %
	Type2	Random	Random	28	2	93.33%	≥ 60 %
	Type3	Random	Random	27	3	90.00%	≥ 60 %
	Type4	Random	Random	24	6	80.00%	≥ 60 %
	Type1~4					90.00%	≥ 80 %
	Type5	Random	Random	30	0	100.00%	≥ 80 %
	Type6	Hopping	1	30	0	100.00%	≥ 70 %

Test Mode		Mode 9: IEEE 802.11ax 40 MHz Continuous TX mode					
Frequency (MHz)	Radar Signal	PRI (Msec)	Pulse width W (μs)	Pass Times	Fail Times	Probability	Limit
5550	Type1	Table 5a	1	24	6	80.00%	≥ 60 %
	Type2	Random	Random	27	3	90.00%	≥ 60 %
	Type3	Random	Random	28	2	93.33%	≥ 60 %
	Type4	Random	Random	27	3	90.00%	≥ 60 %
	Type1~4					88.33%	≥ 80 %
	Type5	Random	Random	30	0	100.00%	≥ 80 %
	Type6	Hopping	1	30	0	100.00%	≥ 70 %

Test Mode		Mode 10: IEEE 802.11ax 80 MHz Continuous TX mode					
Frequency (MHz)	Radar Signal	PRI (Msec)	Pulse width W (μs)	Pass Times	Fail Times	Probability	Limit
5530	Type1	Table 5a	1	29	1	96.67%	≥ 60 %
	Type2	Random	Random	27	3	90.00%	≥ 60 %
	Type3	Random	Random	25	5	83.33%	≥ 60 %
	Type4	Random	Random	23	7	76.67%	≥ 60 %
	Type1~4					86.67%	≥ 80 %
	Type5	Random	Random	30	0	100.00%	≥ 80 %
	Type6	Hopping	1	30	0	100.00%	≥ 70 %

Test Mode		Mode 8				
Frequency		5560 MHz				
Radar Signal		Type 1				
Trial #	Test Frequency (MHz)	Pulse Width (us)	PRI (us)	Number of Pluse	PRF (Hz)	1=Detection ; 0=No Detection
1	5560	1	738	72	1355	1
2	5560	1	598	89	1672	1
3	5560	1	578	92	1730	1
4	5560	1	518	102	1931	1
5	5560	1	758	70	1319	1
6	5560	1	578	92	1730	1
7	5560	1	918	58	1089	1
8	5560	1	938	57	1066	1
9	5560	1	878	61	1139	1
10	5560	1	678	78	1475	0
11	5560	1	918	58	1089	1
12	5560	1	898	59	1114	1
13	5560	1	798	67	1253	1
14	5560	1	738	72	1355	1
15	5560	1	658	81	1520	1
16	5560	1	2468	22	405	1
17	5560	1	839	63	1192	1
18	5560	1	2166	25	462	1
19	5560	1	2051	26	488	1
20	5560	1	2219	24	451	1
21	5560	1	610	87	1639	1
22	5560	1	1951	28	513	1
23	5560	1	1022	52	978	1
24	5560	1	2872	19	348	1
25	5560	1	837	64	1195	1
26	5560	1	1699	32	589	1
27	5560	1	2181	25	459	1
28	5560	1	653	81	1531	1
29	5560	1	1154	46	867	1
30	5560	1	1778	30	562	1
Detection Percentage (%)						96.67

Test Mode		Mode 8				
Frequency		5560 MHz				
Radar Signal		Type 2				
Trial #	Test Frequency (MHz)	Pulse Width (us)	PRI (us)	Number of Pluse	PRF (Hz)	1=Detection ; 0=No Detection
1	5560	4.00	188.20	27	5313	1
2	5560	1.30	207.30	24	4824	1
3	5560	3.20	183.00	23	5464	1
4	5560	2.20	173.70	24	5757	1
5	5560	4.80	186.00	24	5376	1
6	5560	2.80	213.60	28	4682	1
7	5560	1.30	160.50	28	6231	0
8	5560	1.10	212.30	24	4710	1
9	5560	1.40	212.90	28	4697	1
10	5560	1.90	163.80	26	6105	1
11	5560	1.00	169.50	27	5900	1
12	5560	2.70	150.60	25	6640	1
13	5560	1.80	178.80	23	5593	1
14	5560	4.10	218.40	24	4579	1
15	5560	4.50	197.30	24	5068	1
16	5560	2.80	205.60	26	4864	0
17	5560	3.60	184.90	28	5408	1
18	5560	1.70	214.60	26	4660	1
19	5560	2.00	222.70	29	4490	1
20	5560	1.10	212.80	27	4699	1
21	5560	2.00	194.50	23	5141	1
22	5560	1.20	169.10	27	5914	1
23	5560	2.50	187.00	27	5348	1
24	5560	3.90	219.20	23	4562	1
25	5560	1.20	226.00	25	4425	1
26	5560	3.10	225.30	29	4439	1
27	5560	1.40	224.50	24	4454	1
28	5560	1.60	219.50	25	4556	1
29	5560	2.90	212.00	25	4717	1
30	5560	2.60	223.30	29	4478	1
Detection Percentage (%)						93.33

Test Mode		Mode 8				
Frequency		5560 MHz				
Radar Signal		Type 3				
Trial #	Test Frequency (MHz)	Pulse Width (us)	PRI (us)	Number of Pluse	PRF (Hz)	1=Detection ; 0=No Detection
1	5560	8.60	323.00	16	3095.98	1
2	5560	9.40	229.30	17	4361.10	1
3	5560	8.50	386.70	18	2585.98	1
4	5560	8.40	389.10	18	2570.03	1
5	5560	9.30	441.20	17	2266.55	1
6	5560	6.10	474.20	16	2108.81	1
7	5560	7.40	410.60	16	2435.46	1
8	5560	6.20	423.70	17	2360.16	1
9	5560	8.40	223.30	17	4478.28	1
10	5560	9.60	494.30	18	2023.06	1
11	5560	7.80	216.30	18	4623.21	1
12	5560	10.00	415.50	17	2406.74	1
13	5560	8.50	417.50	16	2395.21	0
14	5560	9.00	245.10	17	4079.97	1
15	5560	6.50	287.80	18	3474.64	1
16	5560	7.60	270.90	17	3691.40	1
17	5560	9.40	311.20	17	3213.37	1
18	5560	6.80	300.20	17	3331.11	1
19	5560	8.60	231.40	16	4321.52	1
20	5560	7.90	436.10	16	2293.05	0
21	5560	7.20	383.10	18	2610.28	1
22	5560	8.60	402.10	17	2486.94	1
23	5560	7.10	215.10	18	4649.00	1
24	5560	6.50	303.80	17	3291.64	1
25	5560	9.20	247.80	18	4035.51	1
26	5560	8.10	370.60	18	2698.33	1
27	5560	8.70	251.80	18	3971.41	0
28	5560	6.40	384.00	18	2604.17	1
29	5560	8.90	290.30	16	3444.71	1
30	5560	7.60	412.40	18	2424.83	1
Detection Percentage (%)						90.00

Test Mode		Mode 8				
Frequency		5560 MHz				
Radar Signal		Type 4				
Trial #	Test Frequency (MHz)	Pulse Width (us)	PRI (us)	Number of Pluse	PRF (Hz)	1=Detection ; 0=No Detection
1	5560	19.70	349.00	13	2865	1
2	5560	15.80	469.60	12	2129	1
3	5560	16.10	389.00	14	2571	1
4	5560	15.30	484.70	16	2063	1
5	5560	19.40	458.10	13	2183	1
6	5560	15.80	400.40	16	2498	1
7	5560	18.90	309.40	13	3232	0
8	5560	17.20	456.70	15	2190	0
9	5560	15.30	352.60	15	2836	1
10	5560	14.20	302.20	13	3309	0
11	5560	15.70	261.40	13	3826	1
12	5560	13.10	415.20	12	2408	1
13	5560	16.00	242.30	16	4127	1
14	5560	12.60	371.80	14	2690	1
15	5560	12.00	365.70	12	2734	1
16	5560	15.90	355.20	16	2815	1
17	5560	13.30	280.60	14	3564	1
18	5560	13.90	274.30	15	3646	0
19	5560	11.70	377.70	12	2648	1
20	5560	15.30	277.70	16	3601	1
21	5560	18.40	494.70	16	2021	1
22	5560	13.00	447.20	13	2236	0
23	5560	16.40	477.10	15	2096	1
24	5560	15.30	496.10	15	2016	0
25	5560	14.50	219.70	13	4552	1
26	5560	19.00	336.60	13	2971	1
27	5560	12.70	296.90	12	3368	1
28	5560	18.50	431.80	14	2316	1
29	5560	11.80	382.80	12	2612	1
30	5560	15.10	254.30	16	3932	1
Detection Percentage (%)						80.00

Test Mode		Mode 8					
Frequency		5560 MHz					
Radar Signal		Type 5					
Trial #	Test Frequency (MHz)	Burst#	Pulse Width (us)	Chirp Width (MHz)	PRI (us)	Number of Pulses / Burst	1=Detection ; 0=No Detection
1	5554	1	93.8	11	1594.0	1	1
	5557	2	62.6	17	1797.2	3	
	5555	3	72.3	13	1412.4	2	
	5554	4	89.1	10	1113.4	2	
	5553	5	50.7	8	1006.3	2	
	5553	6	58.1	7	1004.8	2	
	5556	7	99.5	16	1165.9	1	
	5556	8	65.8	16	1624.5	3	
	5555	9	90.1	13	1956.3	1	
	5557	10	99.0	17	1269.2	1	
	5554	11	83.9	10	1722.6	3	
2	5555	1	54.0	13	1950.1	1	1
	5554	2	65.6	10	1494.7	1	
	5557	3	52.4	18	1915.0	3	
	5553	4	64.0	7	1209.4	2	
	5554	5	99.9	11	1983.8	1	
	5554	6	86.4	10	1552.3	1	
	5557	7	63.7	18	1356.0	2	
	5556	8	83.9	16	1383.4	2	
	5556	9	70.1	16	1296.7	3	
	5556	10	74.2	16	1513.4	2	
	5552	11	91.5	6	1235.8	2	
	5554	12	53.5	9	1504.9	2	
3	5556	1	51.6	16	1436.2	1	1
	5554	2	92.8	11	1264.6	2	
	5552	3	67.8	6	1044.2	3	
	5555	4	73.4	13	1281.2	2	
	5555	5	59.6	13	1835.1	2	
	5558	6	73.6	19	1862.0	1	
	5554	7	99.2	11	1187.6	3	
	5554	8	85.8	11	1488.3	1	
	5553	9	64.8	8	1834.9	3	
	5557	10	54.3	18	1640.6	1	
	5556	11	99.2	16	1571.9	3	
	5554	12	57.6	9	1909.5	2	
	5557	13	97.1	18	1510.9	1	

Test Mode		Mode 8					
Frequency		5560 MHz					
Radar Signal		Type 5					
Trial #	Test Frequency (MHz)	Burst#	Pulse Width (us)	Chirp Width (MHz)	PRI (us)	Number of Pulses / Burst	1=Detection ; 0=No Detection
4	5555	1	96.4	13	1671.0	2	1
	5558	2	96.6	19	1390.3	1	
	5553	3	79.4	7	1026.9	2	
	5557	4	56.4	18	1407.5	2	
	5558	5	74.3	19	1710.2	1	
	5556	6	71.5	14	1378.3	1	
	5553	7	81.6	8	1594.8	2	
	5555	8	56.2	13	1385.2	3	
	5556	9	76.7	15	1326.8	3	
5	5556	1	63.7	14	1706.8	3	1
	5556	2	89.5	15	1841.1	1	
	5557	3	97.1	18	1591.1	1	
	5556	4	96.1	16	1692.5	3	
	5557	5	55.0	17	1880.6	1	
	5558	6	54.6	19	1851.1	3	
	5558	7	79.3	19	1889.7	3	
	5553	8	72.5	8	1386.2	1	
	5556	9	88.3	15	1098.8	2	
	5556	10	79.6	15	1436.7	1	
	5552	11	82.1	5	1977.2	1	
	5555	12	73.5	13	1513.2	3	
	5557	13	89.8	17	1638.1	3	
	5555	14	56.8	13	1936.4	1	
	5554	15	60.8	11	1713.6	3	
6	5558	1	89.6	19	1751.7	1	1
	5554	2	86.6	11	1727.1	1	
	5553	3	68.8	7	1616.3	1	
	5553	4	92.0	8	1495.5	2	
	5554	5	73.5	11	1147.8	1	
	5553	6	67.0	7	1403.1	3	
	5553	7	88.4	7	1510.9	3	
	5558	8	92.1	19	1784.2	2	
	5557	9	71.7	17	1160.2	1	
	5553	10	83.2	8	1972.7	3	
	5558	11	61.5	20	1200.3	1	
	5554	12	96.3	10	1749.1	1	
	5558	13	96.8	20	1142.2	3	
	5558	14	86.5	20	1764.9	1	

Test Mode		Mode 8					
Frequency		5560 MHz					
Radar Signal		Type 5					
Trial #	Test Frequency (MHz)	Burst#	Pulse Width (us)	Chirp Width (MHz)	PRI (us)	Number of Pulses / Burst	1=Detection ; 0=No Detection
7	5554	1	70.3	10	1961.0	3	1
	5555	2	95.3	13	1338.8	1	
	5558	3	79.5	19	1878.1	3	
	5555	4	93.7	12	1314.2	2	
	5557	5	56.7	17	1303.8	1	
	5552	6	75.1	5	1491.4	2	
	5557	7	89.2	17	1755.7	2	
	5552	8	78.8	5	1262.9	3	
	5558	9	90.9	19	1452.7	3	
	5554	10	52.5	9	1124.4	3	
	5555	11	52.2	12	1540.3	3	
	5552	12	77.1	5	1936.3	1	
	5554	13	97.5	9	1894.4	3	
	5558	14	55.9	20	1418.0	1	
	5556	15	67.2	14	1971.0	1	
	5556	16	62.4	14	1387.1	1	
	5554	17	66.5	10	1906.4	1	
8	5554	1	88.1	11	1510.7	2	1
	5557	2	94.6	17	1822.8	3	
	5554	3	90.8	11	1619.3	1	
	5557	4	91.3	18	1147.2	2	
	5554	5	50.1	11	1101.3	3	
	5553	6	76.6	7	1733.2	1	
	5554	7	93.5	11	1942.5	1	
	5555	8	51.7	13	1945.7	3	
	5554	9	80.0	9	1846.6	2	
	5555	10	63.1	12	1258.5	2	
	5555	11	63.2	12	1104.3	3	
	5552	12	57.7	6	1040.2	2	
	5553	13	57.2	7	1893.3	1	
	5557	14	81.1	17	1749.7	2	
	5555	15	70.8	12	1709.0	2	
	5558	16	95.0	20	1316.2	1	
	5554	17	83.9	11	1744.3	3	
	5554	18	75.8	10	1783.5	3	

Test Mode		Mode 8					
Frequency		5560 MHz					
Radar Signal		Type 5					
Trial #	Test Frequency (MHz)	Burst#	Pulse Width (us)	Chirp Width (MHz)	PRI (us)	Number of Pulses / Burst	1=Detection ; 0=No Detection
9	5555	1	57.8	13	1967.7	1	1
	5553	2	55.3	8	1857.8	1	
	5557	3	63.9	17	1659.0	2	
	5556	4	96.6	14	1524.3	3	
	5552	5	71.7	6	1704.5	2	
	5554	6	64.7	10	1382.1	3	
	5552	7	89.1	6	1817.9	1	
	5552	8	99.5	5	1541.7	2	
	5557	9	95.7	18	1820.3	3	
	5556	10	51.8	14	1855.3	1	
	5554	11	68.5	10	1885.1	2	
	5553	12	63.4	8	1562.1	2	
	5552	13	57.6	6	1071.6	2	
	5557	14	74.1	17	1414.4	1	
	5556	15	73.1	14	1533.2	2	
	5555	16	67.0	12	1044.6	2	
	5555	17	72.8	13	1963.5	3	
	5555	18	58.1	13	1930.1	2	
	5558	19	63.0	19	1046.4	1	
10	5557	1	62.2	17	1599.1	1	1
	5554	2	94.1	10	1060.7	2	
	5557	3	66.6	18	1606.7	2	
	5557	4	52.7	18	1542.4	2	
	5553	5	64.7	7	1707.3	1	
	5558	6	71.2	20	1712.9	1	
	5556	7	87.7	16	1630.5	3	
	5553	8	55.5	8	1010.2	3	

Test Mode		Mode 8					
Frequency		5560 MHz					
Radar Signal		Type 5					
Trial #	Test Frequency (MHz)	Burst#	Pulse Width (us)	Chirp Width (MHz)	PRI (us)	Number of Pulses / Burst	1=Detection ; 0=No Detection
11	5560	1	76.9	5	1654.2	2	1
	5560	2	84.8	9	1845.6	1	
	5560	3	76.7	6	1187.1	1	
	5560	4	64.3	19	1792.2	2	
	5560	5	91.4	8	1897.6	2	
	5560	6	50.8	5	1417.2	3	
	5560	7	60.4	7	1603.7	2	
	5560	8	60.5	19	1225.9	2	
	5560	9	93.6	11	1615.5	1	
	5560	10	93.1	15	1885.1	2	
	5560	11	78.2	19	1226.2	3	
	5560	12	98.9	6	1753.1	3	
	5560	13	56.4	7	1494.8	3	
	5560	14	50.3	17	1973.9	3	
	5560	15	50.3	14	1884.9	1	
	5560	16	88.3	14	1873.1	2	
12	5560	1	74.7	11	1984.5	2	1
	5560	2	79.2	16	1586.2	3	
	5560	3	88.3	17	1440.1	3	
	5560	4	50.9	11	1151.4	3	
	5560	5	71.2	13	1772.1	3	
	5560	6	91.9	6	1002.4	1	
	5560	7	65.8	9	1229.5	2	
	5560	8	87.5	18	1416.7	1	
	5560	9	72.8	6	1310.7	1	
	5560	10	86.1	12	1059.5	2	
	5560	11	58.6	19	1279.9	1	
	5560	12	56.3	10	1343.3	2	
	5560	13	67.0	14	1081.3	3	
	5560	14	52.5	12	1525.9	2	
	5560	15	96.5	8	1160.6	1	
	5560	16	64.9	14	1715.9	3	
	5560	17	83.7	19	1403.4	1	
	5560	18	81.8	5	1166.4	1	
	5560	19	75.8	7	1094.5	3	
5560	20	72.4	16	1388.7	1		

Test Mode		Mode 8					
Frequency		5560 MHz					
Radar Signal		Type 5					
Trial #	Test Frequency (MHz)	Burst#	Pulse Width (us)	Chirp Width (MHz)	PRI (us)	Number of Pulses / Burst	1=Detection ; 0=No Detection
13	5560	1	90.7	12	1994.9	3	1
	5560	2	81.9	9	1976.8	3	
	5560	3	68.5	20	1012.5	2	
	5560	4	93.4	8	1053.0	1	
	5560	5	75.5	8	1484.0	2	
	5560	6	80.0	13	1346.1	1	
	5560	7	54.0	7	1169.9	1	
	5560	8	88.9	13	1614.6	1	
	5560	9	70.2	11	1321.1	3	
	5560	10	56.1	11	1828.1	3	
14	5560	1	51.0	15	1662.8	3	1
	5560	2	59.7	12	1337.8	1	
	5560	3	66.2	14	1113.5	2	
	5560	4	74.1	15	1523.7	1	
	5560	5	63.5	8	1087.8	3	
	5560	6	80.3	13	1954.8	2	
	5560	7	64.2	8	1549.5	2	
	5560	8	50.6	20	1528.8	3	
	5560	9	63.8	16	1862.9	2	
	5560	10	81.1	11	1378.6	3	
	5560	11	76.4	14	1978.2	1	
	5560	12	66.6	11	1153.3	1	
	5560	13	74.3	18	1303.4	2	
	5560	14	91.6	7	1852.2	1	
	5560	15	72.1	9	1021.1	1	
	5560	16	99.0	5	1263.1	2	
	5560	17	95.1	10	1488.4	3	
	5560	18	54.3	18	1757.8	2	
	5560	19	56.4	7	1220.0	3	
	5560	20	74.6	12	1145.9	1	

Test Mode		Mode 8					
Frequency		5560 MHz					
Radar Signal		Type 5					
Trial #	Test Frequency (MHz)	Burst#	Pulse Width (us)	Chirp Width (MHz)	PRI (us)	Number of Pulses / Burst	1=Detection ; 0=No Detection
15	5560	1	71.0	13	1385.0	2	1
	5560	2	86.0	9	1918.3	3	
	5560	3	73.4	7	1354.5	2	
	5560	4	95.8	5	1943.8	3	
	5560	5	96.3	7	1818.5	3	
	5560	6	80.7	12	1096.5	3	
	5560	7	64.8	10	1731.5	1	
	5560	8	70.4	12	1379.9	3	
	5560	9	96.1	6	1265.8	1	
	5560	10	78.6	11	1530.5	3	
	5560	11	85.9	14	1142.1	1	
	5560	12	60.4	16	1207.9	1	
	5560	13	52.7	13	1475.0	3	
	5560	14	75.2	18	1870.4	1	
	5560	15	87.3	13	1197.8	3	
	5560	16	65.2	16	1486.7	3	
	5560	17	62.3	12	1479.6	3	
	5560	18	66.4	17	1390.2	2	
	5560	19	86.3	6	1979.2	2	
16	5560	1	78.9	17	1281.6	3	1
	5560	2	56.9	16	1245.0	3	
	5560	3	86.1	13	1855.1	1	
	5560	4	61.5	15	1295.9	1	
	5560	5	83.7	16	1466.7	2	
	5560	6	62.3	17	1182.7	2	
	5560	7	84.6	8	1697.5	2	
	5560	8	61.1	6	1856.6	3	
	5560	9	70.9	20	1138.0	2	
	5560	10	60.1	8	1794.9	3	
	5560	11	90.0	14	1810.2	2	
	5560	12	68.0	11	1269.4	1	
	5560	13	85.1	7	1674.4	2	
	5560	14	52.4	16	1200.5	1	
	5560	15	84.9	15	1642.6	1	
	5560	16	60.3	17	1696.1	3	
	5560	17	76.1	6	1795.5	3	
	5560	18	96.6	18	1877.8	1	

Test Mode		Mode 8					
Frequency		5560 MHz					
Radar Signal		Type 5					
Trial #	Test Frequency (MHz)	Burst#	Pulse Width (us)	Chirp Width (MHz)	PRI (us)	Number of Pulses / Burst	1=Detection ; 0=No Detection
17	5560	1	64.6	19	1117.1	1	1
	5560	2	79.8	10	1112.8	2	
	5560	3	86.3	16	1387.5	2	
	5560	4	68.4	8	1205.7	2	
	5560	5	94.4	16	1443.3	3	
	5560	6	98.1	9	1442.1	2	
	5560	7	97.7	16	1455.2	3	
	5560	8	53.3	12	1269.3	3	
	5560	9	51.4	10	1747.6	3	
	5560	10	81.7	15	1495.6	2	
	5560	11	94.3	7	1586.3	1	
	5560	12	56.2	16	1299.6	3	
	5560	13	67.6	20	1495.7	3	
	5560	14	91.9	8	1659.9	2	
	5560	15	51.1	12	1739.8	2	
	5560	16	88.2	18	1119.5	3	
	5560	17	83.6	9	1724.8	2	
18	5560	1	99.9	9	1789.8	3	1
	5560	2	90.7	19	1546.2	1	
	5560	3	89.0	7	1422.6	3	
	5560	4	53.3	10	1177.9	3	
	5560	5	78.3	20	1234.3	2	
	5560	6	89.3	12	1267.7	1	
	5560	7	52.0	19	1078.8	3	
	5560	8	94.4	17	1076.2	1	
	5560	9	56.1	17	1490.5	2	
	5560	10	95.4	10	1904.5	2	
	5560	11	67.2	17	1730.8	3	
	5560	12	83.0	8	1299.5	3	
	5560	13	72.4	10	1480.3	1	
	5560	14	92.7	5	1229.8	2	
	5560	15	52.4	17	1641.1	1	

Test Mode		Mode 8					
Frequency		5560 MHz					
Radar Signal		Type 5					
Trial #	Test Frequency (MHz)	Burst#	Pulse Width (us)	Chirp Width (MHz)	PRI (us)	Number of Pulses / Burst	1=Detection ; 0=No Detection
19	5560	1	68.7	11	1808.6	1	1
	5560	2	63.7	7	1074.3	2	
	5560	3	53.3	13	1419.0	3	
	5560	4	51.4	7	1947.7	1	
	5560	5	94.6	7	1732.6	3	
	5560	6	82.5	18	1144.0	3	
	5560	7	92.6	9	1867.7	1	
	5560	8	51.2	8	1146.0	3	
	5560	9	85.8	6	1750.6	2	
	5560	10	51.2	7	1930.8	3	
	5560	11	89.4	16	1454.0	3	
	5560	12	70.0	15	1832.1	3	
	5560	13	76.8	9	1170.7	2	
	5560	14	65.9	13	1616.8	1	
20	5560	1	51.5	14	1393.6	3	1
	5560	2	74.4	14	1575.4	1	
	5560	3	94.6	6	1586.5	3	
	5560	4	70.3	12	1667.8	1	
	5560	5	88.7	6	1725.1	1	
	5560	6	50.5	6	1631.6	3	
	5560	7	99.5	19	1085.0	1	
	5560	8	52.4	11	1342.6	1	
	5560	9	92.8	18	1488.6	2	
	5560	10	53.6	9	1326.8	1	
21	5562	1	66.4	19	1712.8	3	1
	5568	2	81.1	5	1448.3	1	
	5562	3	92.9	19	1152.7	2	
	5565	4	64.9	13	1431.6	2	
	5562	5	52.6	19	1209.9	1	
	5566	6	71.4	9	1342.6	3	
	5564	7	82.4	14	1084.2	2	
	5566	8	72.4	10	1564.6	3	
	5563	9	94.2	18	1377.1	3	
	5562	10	84.0	19	1171.8	3	
	5565	11	94.8	13	1985.2	3	
	5562	12	94.6	19	1428.1	3	

Test Mode		Mode 8					
Frequency		5560 MHz					
Radar Signal		Type 5					
Trial #	Test Frequency (MHz)	Burst#	Pulse Width (us)	Chirp Width (MHz)	PRI (us)	Number of Pulses / Burst	1=Detection ; 0=No Detection
22	5567	1	72.7	7	1974.2	1	1
	5566	2	62.1	10	1005.0	1	
	5567	3	88.4	8	1269.4	1	
	5564	4	80.5	16	1176.8	1	
	5564	5	65.4	16	1935.3	1	
	5567	6	71.6	8	1721.4	1	
	5568	7	75.4	5	1729.0	3	
	5564	8	93.2	16	1513.9	2	
	5568	9	74.5	6	1867.0	3	
23	5565	1	66.0	12	1789.2	3	1
	5564	2	88.3	14	1274.1	2	
	5567	3	59.8	7	1496.3	3	
	5567	4	81.0	7	1991.8	2	
	5564	5	89.4	14	1351.1	2	
	5562	6	70.7	19	1503.6	2	
	5565	7	80.8	13	1134.4	2	
	5565	8	56.0	12	1434.4	3	
	5565	9	65.2	13	1793.0	3	
	5564	10	74.6	16	1574.3	2	
	5567	11	81.3	8	1751.3	2	
	5564	12	54.5	16	1288.5	3	
	5563	13	51.2	18	1231.1	2	
	5564	14	87.8	14	1460.3	3	
	5567	15	90.0	8	1467.2	1	
24	5564	1	95.5	15	1856.2	3	1
	5566	2	88.3	11	1200.4	2	
	5564	3	52.2	15	1775.2	1	
	5566	4	72.6	9	1398.6	1	
	5563	5	82.2	18	1781.0	2	
	5566	6	51.7	9	1294.0	2	
	5567	7	88.3	8	1077.7	2	
	5562	8	73.0	19	1902.9	1	
	5563	9	63.1	17	1328.9	2	
	5563	10	69.0	18	1016.9	3	
	5566	11	55.3	11	1154.1	1	
	5568	12	67.9	6	1151.6	1	
	5566	13	89.2	11	1633.1	1	
	5566	14	89.1	10	1477.5	3	

Test Mode		Mode 8					
Frequency		5560 MHz					
Radar Signal		Type 5					
Trial #	Test Frequency (MHz)	Burst#	Pulse Width (us)	Chirp Width (MHz)	PRI (us)	Number of Pulses / Burst	1=Detection ; 0=No Detection
25	5565	1	84.6	12	1001.5	1	1
	5565	2	64.3	13	1933.2	2	
	5567	3	66.7	8	1292.1	1	
	5568	4	77.2	6	1532.5	2	
	5562	5	79.3	20	1448.1	2	
	5565	6	53.9	13	1540.3	2	
	5565	7	89.2	13	1679.1	3	
	5567	8	97.1	8	1282.1	1	
	5567	9	68.8	7	1433.8	3	
	5565	10	93.6	12	1798.8	3	
	5563	11	83.1	18	1372.0	1	
	5564	12	80.9	14	1453.6	2	
	5567	13	77.8	7	1510.5	2	
	5568	14	69.7	5	1746.5	1	
	5566	15	61.3	11	1828.4	3	
	5563	16	75.5	17	1761.1	1	
	5564	17	71.1	16	1478.9	3	
	5567	18	57.8	7	1467.9	3	
26	5566	1	90.8	9	1628.5	1	1
	5566	2	77.3	10	1415.7	3	
	5566	3	78.4	10	1574.7	3	
	5566	4	52.4	9	1731.6	1	
	5563	5	57.7	17	1805.2	3	
	5567	6	51.6	7	1657.4	3	
	5568	7	57.5	6	1460.5	2	
	5563	8	60.3	18	1044.5	2	
	5564	9	93.1	16	1899.0	2	
	5566	10	81.1	11	1033.0	3	
	5565	11	75.3	12	1789.9	2	
	5567	12	81.4	8	1414.0	2	
	5567	13	80.0	7	1380.8	2	
	5567	14	51.4	7	1752.0	3	
	5564	15	70.3	14	1419.6	3	
	5564	16	89.5	16	1684.4	2	

Test Mode		Mode 8					
Frequency		5560 MHz					
Radar Signal		Type 5					
Trial #	Test Frequency (MHz)	Burst#	Pulse Width (us)	Chirp Width (MHz)	PRI (us)	Number of Pulses / Burst	1=Detection ; 0=No Detection
27	5563	1	53.3	17	1820.7	2	1
	5563	2	61.1	17	1416.5	1	
	5566	3	60.3	11	1098.7	3	
	5564	4	55.0	15	1164.4	1	
	5563	5	79.0	17	1742.6	1	
	5568	6	75.8	5	1762.3	1	
	5564	7	83.8	15	1808.0	3	
	5565	8	74.0	12	1261.6	3	
	5564	9	96.1	14	1483.6	2	
	5565	10	59.5	12	1602.3	1	
	5567	11	99.8	7	1372.0	1	
	5564	12	74.9	14	1422.5	1	
	5564	13	83.4	15	1707.7	2	
	5562	14	96.0	19	1804.4	3	
	5562	15	52.9	19	1196.2	1	
	5566	16	70.2	9	1513.3	2	
	5564	17	98.0	15	1561.1	2	
	5562	18	88.8	19	1523.8	3	
	5563	19	99.5	18	1230.7	2	
	5567	20	98.2	8	1706.8	1	

Test Mode		Mode 8					
Frequency		5560 MHz					
Radar Signal		Type 5					
Trial #	Test Frequency (MHz)	Burst#	Pulse Width (us)	Chirp Width (MHz)	PRI (us)	Number of Pulses / Burst	1=Detection ; 0=No Detection
28	5568	1	88.3	6	1689.2	3	1
	5567	2	75.1	8	1474.7	2	
	5562	3	75.8	19	1201.1	1	
	5563	4	67.1	17	1688.1	2	
	5568	5	86.5	5	1205.0	1	
	5567	6	65.7	7	1077.7	3	
	5566	7	74.0	9	1611.4	2	
	5566	8	61.1	11	1506.5	3	
	5562	9	84.8	19	1754.4	1	
	5565	10	69.5	12	1423.8	3	
	5565	11	83.4	13	1926.8	2	
	5567	12	79.2	8	1212.4	3	
	5563	13	92.5	17	1088.7	3	
	5566	14	82.3	9	1547.0	2	
	5567	15	64.0	7	1328.0	3	
	5565	16	56.3	12	1742.7	1	
	5566	17	72.9	10	1626.0	2	
	5565	18	70.2	12	1447.7	2	
	5566	19	58.1	9	1296.6	1	
	5562	20	70.8	19	1220.4	3	

Test Mode		Mode 8					
Frequency		5560 MHz					
Radar Signal		Type 5					
Trial #	Test Frequency (MHz)	Burst#	Pulse Width (us)	Chirp Width (MHz)	PRI (us)	Number of Pulses / Burst	1=Detection ; 0=No Detection
29	5567	1	51.0	7	1929.4	3	1
	5566	2	78.2	9	1871.4	2	
	5564	3	82.4	15	1278.1	3	
	5563	4	76.5	18	1154.3	2	
	5565	5	94.2	12	1269.8	1	
	5567	6	86.7	8	1362.0	2	
	5565	7	74.5	12	1809.2	1	
	5567	8	80.1	7	1934.5	1	
	5564	9	92.8	16	1572.4	2	
	5566	10	97.5	10	1981.8	1	
	5564	11	52.8	14	1432.5	3	
	5566	12	67.7	10	1978.4	2	
	5562	13	86.2	20	1727.7	3	
	5566	14	77.4	9	1763.4	2	
	5566	15	97.5	10	1270.4	2	
	5565	16	71.9	13	1705.9	2	
	5563	17	52.7	17	1448.7	1	
30	5565	1	82.7	12	1230.8	1	1
	5563	2	74.6	18	1874.0	1	
	5567	3	85.1	8	1483.4	3	
	5566	4	99.0	11	1574.5	1	
	5563	5	69.0	17	1775.5	2	
	5562	6	67.4	20	1861.7	3	
	5566	7	74.7	11	1948.3	1	
	5567	8	94.6	8	1370.5	1	
	5568	9	70.7	6	1154.4	2	
	5567	10	67.5	7	1993.3	1	
	5562	11	78.8	19	1583.4	1	
	5566	12	74.1	11	1124.6	3	
	5564	13	95.5	16	1981.4	1	
	5567	14	69.9	8	1174.6	3	
Detection Percentage (%)							100.00

Test Mode		Mode 8				
Frequency		5560 MHz				
Radar Signal		Type 6				
Trial #	Pulse Width (us)	PRI (us)	Pulses / Hop	Hopping Rate (kHz)	Hopping Sequence Length (ms)	1=Detection ; 0=No Detection
1	1	333	9	0.333	300	1
2	1	333	9	0.333	300	1
3	1	333	9	0.333	300	1
4	1	333	9	0.333	300	1
5	1	333	9	0.333	300	1
6	1	333	9	0.333	300	1
7	1	333	9	0.333	300	1
8	1	333	9	0.333	300	1
9	1	333	9	0.333	300	1
10	1	333	9	0.333	300	1
11	1	333	9	0.333	300	1
12	1	333	9	0.333	300	1
13	1	333	9	0.333	300	1
14	1	333	9	0.333	300	1
15	1	333	9	0.333	300	1
16	1	333	9	0.333	300	1
17	1	333	9	0.333	300	1
18	1	333	9	0.333	300	1
19	1	333	9	0.333	300	1
20	1	333	9	0.333	300	1
21	1	333	9	0.333	300	1
22	1	333	9	0.333	300	1
23	1	333	9	0.333	300	1
24	1	333	9	0.333	300	1
25	1	333	9	0.333	300	1
26	1	333	9	0.333	300	1
27	1	333	9	0.333	300	1
28	1	333	9	0.333	300	1
29	1	333	9	0.333	300	1
30	1	333	9	0.333	300	1
Detection Percentage (%)						100.00

Test Mode		Mode 9				
Frequency		5550 MHz				
Radar Signal		Type 1				
Trial #	Test Frequency (MHz)	Pulse Width (us)	PRI (us)	Number of Pluse	PRF (Hz)	1=Detection ; 0=No Detection
1	5550	1	698	76	1433	1
2	5550	1	878	61	1139	1
3	5550	1	718	74	1393	1
4	5550	1	758	70	1319	1
5	5550	1	778	68	1285	1
6	5550	1	598	89	1672	1
7	5550	1	938	57	1066	1
8	5550	1	3066	18	326	1
9	5550	1	578	92	1730	1
10	5550	1	778	68	1285	1
11	5550	1	618	86	1618	1
12	5550	1	618	86	1618	1
13	5550	1	538	99	1859	1
14	5550	1	518	102	1931	1
15	5550	1	678	78	1475	1
16	5550	1	1869	29	535	0
17	5550	1	2383	23	420	1
18	5550	1	3020	18	331	1
19	5550	1	2129	25	470	1
20	5550	1	1422	38	703	1
21	5550	1	1075	50	930	1
22	5550	1	1655	32	604	1
23	5550	1	1337	40	748	0
24	5550	1	1787	30	560	0
25	5550	1	2296	23	436	1
26	5550	1	993	54	1007	1
27	5550	1	1751	31	571	0
28	5550	1	2547	21	393	0
29	5550	1	2101	26	476	0
30	5550	1	1385	39	722	1
Detection Percentage (%)						80.00

Test Mode		Mode 9				
Frequency		5550 MHz				
Radar Signal		Type 2				
Trial #	Test Frequency (MHz)	Pulse Width (us)	PRI (us)	Number of Pluse	PRF (Hz)	1=Detection ; 0=No Detection
1	5550	1.50	197.80	25	5056	1
2	5550	4.50	213.70	26	4679	1
3	5550	3.00	222.40	23	4496	0
4	5550	4.00	223.80	28	4468	1
5	5550	2.60	166.00	29	6024	1
6	5550	4.70	227.50	24	4396	1
7	5550	2.70	176.70	27	5659	1
8	5550	1.80	229.30	24	4361	1
9	5550	3.00	226.60	28	4413	1
10	5550	3.90	209.10	27	4782	1
11	5550	2.70	184.70	24	5414	1
12	5550	3.50	205.90	23	4857	1
13	5550	1.50	179.90	27	5559	1
14	5550	2.40	195.00	26	5128	1
15	5550	2.50	160.10	23	6246	1
16	5550	1.90	155.90	26	6414	1
17	5550	1.50	173.20	29	5774	1
18	5550	1.60	192.80	28	5187	1
19	5550	2.10	201.60	24	4960	1
20	5550	1.00	210.30	23	4755	0
21	5550	4.00	221.00	26	4525	1
22	5550	4.80	229.60	26	4355	1
23	5550	4.00	154.00	28	6494	1
24	5550	1.50	218.70	25	4572	0
25	5550	2.40	150.80	25	6631	1
26	5550	1.50	182.70	25	5473	1
27	5550	4.10	165.90	23	6028	1
28	5550	2.20	209.10	29	4782	1
29	5550	1.30	176.90	23	5653	1
30	5550	3.10	199.20	26	5020	1
Detection Percentage (%)						90.00

Test Mode		Mode 9				
Frequency		5550 MHz				
Radar Signal		Type 3				
Trial #	Test Frequency (MHz)	Pulse Width (us)	PRI (us)	Number of Pluse	PRF (Hz)	1=Detection ; 0=No Detection
1	5550	8.20	414.10	18	2414.88	1
2	5550	9.70	273.30	16	3658.98	1
3	5550	6.30	251.80	16	3971.41	1
4	5550	7.60	224.60	18	4452.36	1
5	5550	8.50	403.60	16	2477.70	1
6	5550	6.10	364.60	17	2742.73	1
7	5550	9.70	364.80	18	2741.23	1
8	5550	7.20	464.40	18	2153.32	1
9	5550	9.00	259.80	17	3849.11	1
10	5550	7.00	313.90	16	3185.73	1
11	5550	6.00	388.20	18	2575.99	1
12	5550	8.10	323.50	16	3091.19	1
13	5550	9.40	401.40	18	2491.28	1
14	5550	8.60	431.30	17	2318.57	0
15	5550	7.60	474.40	18	2107.93	1
16	5550	9.10	466.90	16	2141.79	1
17	5550	7.10	359.50	18	2781.64	1
18	5550	9.70	463.10	17	2159.36	1
19	5550	6.50	485.70	16	2058.88	1
20	5550	6.40	222.90	17	4486.32	1
21	5550	6.40	438.60	18	2279.98	1
22	5550	7.30	219.50	18	4555.81	1
23	5550	7.10	221.20	18	4520.80	0
24	5550	7.90	216.50	16	4618.94	1
25	5550	7.70	350.20	17	2855.51	1
26	5550	9.90	274.60	16	3641.66	1
27	5550	6.90	452.40	16	2210.43	1
28	5550	7.00	353.50	18	2828.85	1
29	5550	7.60	302.90	18	3301.42	1
30	5550	8.50	486.10	18	2057.19	1
Detection Percentage (%)						93.33

Test Mode		Mode 9				
Frequency		5550 MHz				
Radar Signal		Type 4				
Trial #	Test Frequency (MHz)	Pulse Width (us)	PRI (us)	Number of Pluse	PRF (Hz)	1=Detection ; 0=No Detection
1	5550	19.30	413.50	14	2418	0
2	5550	18.30	220.60	16	4533	1
3	5550	18.80	431.00	15	2320	1
4	5550	14.40	206.20	13	4850	1
5	5550	16.30	264.40	15	3782	1
6	5550	17.20	453.80	16	2204	1
7	5550	11.60	471.00	14	2123	1
8	5550	18.90	323.90	14	3087	0
9	5550	15.60	393.10	16	2544	1
10	5550	11.70	490.30	14	2040	1
11	5550	11.10	322.00	13	3106	1
12	5550	17.20	489.90	12	2041	1
13	5550	12.30	454.10	16	2202	1
14	5550	17.00	329.50	13	3035	1
15	5550	12.60	303.30	12	3297	1
16	5550	16.60	366.10	15	2731	1
17	5550	17.00	317.00	14	3155	0
18	5550	14.90	315.40	16	3171	1
19	5550	11.90	456.60	12	2190	1
20	5550	11.10	456.90	16	2189	1
21	5550	11.00	373.70	15	2676	1
22	5550	18.10	224.00	14	4464	1
23	5550	15.00	451.80	15	2213	1
24	5550	12.10	296.20	13	3376	1
25	5550	14.10	420.30	13	2379	1
26	5550	17.40	496.90	16	2012	1
27	5550	18.80	323.70	16	3089	1
28	5550	18.90	302.40	13	3307	1
29	5550	19.20	379.80	12	2633	1
30	5550	15.30	495.90	14	2017	1
Detection Percentage (%)						90.00

Test Mode		Mode 9					
Frequency		5550 MHz					
Radar Signal		Type 5					
Trial #	Test Frequency (MHz)	Burst#	Pulse Width (us)	Chirp Width (MHz)	PRI (us)	Number of Pulses / Burst	1=Detection ; 0=No Detection
1	5534.5	1	54.0	11	1588.8	2	1
	5537.5	2	61.0	17	1226.3	2	
	5532.5	3	59.2	5	1823.9	2	
	5535.5	4	63.0	12	1346.5	2	
	5538.5	5	93.7	19	1730.2	2	
	5538.5	6	71.4	19	1876.0	1	
	5536.5	7	72.0	16	1852.2	1	
	5534.5	8	92.0	11	1253.7	3	
	5534.5	9	74.3	10	1840.4	1	
	5536.5	10	77.6	14	1396.5	1	
	5533.5	11	93.1	7	1729.2	2	
2	5536.5	1	58.4	15	1369.6	1	1
	5534.5	2	57.7	9	1532.1	3	
	5537.5	3	95.4	18	1904.4	3	
	5536.5	4	62.6	15	1444.6	2	
	5533.5	5	64.9	7	1625.3	1	
	5538.5	6	66.6	20	1192.9	1	
	5538.5	7	99.8	20	1130.7	1	
	5536.5	8	65.8	15	1159.5	3	
	5534.5	9	55.4	10	1127.8	1	
	5536.5	10	92.9	15	1282.1	1	
	5535.5	11	75.5	13	1882.4	1	
	5532.5	12	96.5	6	1500.5	3	
3	5536.5	1	56.4	14	1524.1	2	1
	5538.5	2	97.7	19	1399.7	1	
	5535.5	3	93.7	12	1423.0	2	
	5534.5	4	50.6	10	1010.1	2	
	5536.5	5	53.0	16	1779.5	1	
	5536.5	6	78.4	16	1653.2	1	
	5535.5	7	76.1	12	1767.1	2	
	5534.5	8	68.5	11	1540.3	3	
	5537.5	9	75.5	17	1521.0	2	
	5538.5	10	55.9	20	1749.8	3	
	5535.5	11	76.2	12	1068.0	3	
	5538.5	12	78.1	19	1396.1	1	
	5532.5	13	76.7	5	1360.8	3	

Test Mode		Mode 9					
Frequency		5550 MHz					
Radar Signal		Type 5					
Trial #	Test Frequency (MHz)	Burst#	Pulse Width (us)	Chirp Width (MHz)	PRI (us)	Number of Pulses / Burst	1=Detection ; 0=No Detection
4	5537.5	1	69.5	17	1024.2	3	1
	5533.5	2	62.9	7	1236.2	3	
	5537.5	3	63.7	17	1560.0	3	
	5536.5	4	94.4	15	1145.7	2	
	5535.5	5	81.6	12	1047.7	3	
	5536.5	6	86.4	16	1050.6	3	
	5538.5	7	83.9	19	1183.9	1	
	5536.5	8	68.3	14	1392.0	3	
	5533.5	9	59.8	8	1645.0	3	
5	5534.5	1	59.4	11	1789.8	1	1
	5534.5	2	99.6	9	1442.1	3	
	5534.5	3	65.3	11	1730.5	1	
	5533.5	4	92.9	8	1693.7	2	
	5537.5	5	85.5	18	1278.6	2	
	5536.5	6	68.7	15	1341.8	3	
	5535.5	7	98.8	13	1223.1	1	
	5537.5	8	58.1	18	1734.7	2	
	5533.5	9	72.3	8	1110.7	1	
	5536.5	10	92.2	14	1643.8	1	
	5534.5	11	68.4	11	1629.0	2	
	5533.5	12	69.4	7	1350.0	3	
	5534.5	13	94.7	9	1759.0	3	
	5534.5	14	97.7	11	1832.0	1	
	5533.5	15	74.6	7	1691.3	3	
6	5535.5	1	73.9	13	1097.2	2	1
	5536.5	2	72.8	16	1629.2	2	
	5534.5	3	50.0	11	1126.8	1	
	5534.5	4	88.5	9	1074.8	3	
	5532.5	5	87.9	5	1772.3	1	
	5536.5	6	51.2	16	1631.5	1	
	5534.5	7	65.2	10	1950.8	3	
	5536.5	8	60.8	15	1853.7	1	
	5538.5	9	53.6	19	1684.3	2	
	5538.5	10	68.0	19	1633.2	2	
	5535.5	11	94.5	12	1777.0	1	
	5534.5	12	62.4	9	1001.5	1	
	5534.5	13	90.1	9	1050.5	1	
	5533.5	14	56.3	8	1585.6	2	

Test Mode		Mode 9					
Frequency		5550 MHz					
Radar Signal		Type 5					
Trial #	Test Frequency (MHz)	Burst#	Pulse Width (us)	Chirp Width (MHz)	PRI (us)	Number of Pulses / Burst	1=Detection ; 0=No Detection
7	5534.5	1	92.1	9	1254.5	1	1
	5537.5	2	98.7	18	1084.3	3	
	5535.5	3	79.5	13	1235.9	3	
	5534.5	4	64.7	10	1994.3	1	
	5535.5	5	86.7	13	1973.7	1	
	5536.5	6	67.3	14	1351.9	3	
	5536.5	7	90.1	14	1829.2	2	
	5534.5	8	90.8	11	1860.8	2	
	5538.5	9	76.2	19	1583.3	3	
	5535.5	10	97.2	13	1002.5	1	
	5532.5	11	69.7	6	1269.4	1	
	5537.5	12	79.3	18	1205.5	1	
	5538.5	13	95.9	19	1447.8	1	
	5535.5	14	72.7	13	1853.2	1	
	5536.5	15	69.5	15	1518.1	2	
	5536.5	16	97.3	16	1150.4	2	
	5532.5	17	94.2	6	1046.1	3	
8	5536.5	1	89.5	14	1487.0	1	1
	5532.5	2	78.7	5	1832.0	1	
	5536.5	3	97.6	16	1528.7	1	
	5535.5	4	64.2	13	1241.0	2	
	5533.5	5	61.3	8	1411.0	1	
	5533.5	6	60.3	7	1448.0	2	
	5536.5	7	57.8	14	1074.8	2	
	5533.5	8	83.9	7	1468.8	3	
	5536.5	9	52.8	14	1583.3	1	
	5532.5	10	84.6	6	1568.8	2	
	5538.5	11	50.2	19	1056.7	1	
	5533.5	12	79.1	7	1265.3	3	
	5532.5	13	55.2	6	1593.2	2	
	5538.5	14	55.4	20	1101.4	1	
	5537.5	15	87.7	18	1961.4	3	
	5535.5	16	78.8	13	1456.1	3	
	5537.5	17	99.6	17	1929.0	1	
	5537.5	18	95.4	18	1829.6	3	

Test Mode		Mode 9					
Frequency		5550 MHz					
Radar Signal		Type 5					
Trial #	Test Frequency (MHz)	Burst#	Pulse Width (us)	Chirp Width (MHz)	PRI (us)	Number of Pulses / Burst	1=Detection ; 0=No Detection
9	5534.5	1	95.3	11	1409.6	1	1
	5532.5	2	97.5	5	1530.8	3	
	5534.5	3	72.4	10	1122.6	3	
	5536.5	4	89.8	14	1849.7	3	
	5537.5	5	54.1	17	1066.0	2	
	5537.5	6	64.8	18	1213.4	2	
	5537.5	7	85.3	17	1316.1	2	
	5533.5	8	51.5	8	1640.2	2	
	5534.5	9	98.2	11	1869.8	3	
	5537.5	10	55.8	17	1067.4	1	
	5532.5	11	66.3	5	1603.6	2	
	5532.5	12	66.2	6	1586.7	2	
	5534.5	13	82.0	11	1951.1	3	
	5536.5	14	56.0	15	1996.3	2	
	5537.5	15	82.7	17	1235.0	2	
	5532.5	16	80.7	5	1832.9	2	
	5535.5	17	98.3	12	1772.3	2	
	5538.5	18	59.6	19	1720.8	3	
	5537.5	19	58.0	17	1209.0	1	
10	5536.5	1	96.5	16	1033.5	3	1
	5533.5	2	92.8	8	1278.3	1	
	5536.5	3	79.7	14	1865.5	2	
	5534.5	4	97.6	9	1697.5	2	
	5538.5	5	54.3	19	1155.8	2	
	5533.5	6	52.2	8	1906.0	1	
	5534.5	7	92.6	10	1807.3	1	
	5532.5	8	79.3	6	1875.8	1	

Test Mode		Mode 9					
Frequency		5550 MHz					
Radar Signal		Type 5					
Trial #	Test Frequency (MHz)	Burst#	Pulse Width (us)	Chirp Width (MHz)	PRI (us)	Number of Pulses / Burst	1=Detection ; 0=No Detection
11	5550	1	83.6	14	1330.6	3	1
	5550	2	54.9	12	1527.7	3	
	5550	3	79.4	18	1485.0	2	
	5550	4	59.6	8	1787.1	1	
	5550	5	68.1	13	1235.5	2	
	5550	6	73.5	6	1686.5	1	
	5550	7	94.3	19	1576.8	2	
	5550	8	68.5	19	1552.0	2	
	5550	9	92.8	18	1069.9	2	
	5550	10	97.4	8	1691.1	2	
	5550	11	66.3	6	1457.4	2	
	5550	12	80.1	7	1026.4	2	
	5550	13	73.3	10	1381.3	1	
	5550	14	94.5	12	1294.9	2	
	5550	15	53.1	16	1188.9	3	
	5550	16	79.9	15	1194.3	1	
12	5550	1	79.9	6	1926.1	3	1
	5550	2	78.4	7	1177.2	3	
	5550	3	73.9	16	1688.4	3	
	5550	4	54.1	19	1821.8	3	
	5550	5	86.8	17	1559.0	3	
	5550	6	94.0	12	1662.8	2	
	5550	7	79.4	14	1806.6	3	
	5550	8	57.1	7	1540.9	2	
	5550	9	95.4	10	1517.3	1	
	5550	10	74.3	18	1057.8	3	
	5550	11	80.9	12	1481.2	2	
	5550	12	51.5	8	1536.4	3	
	5550	13	61.7	16	1150.0	3	
	5550	14	56.4	19	1356.8	1	
	5550	15	65.7	19	1844.0	1	
	5550	16	92.1	12	1773.9	3	
	5550	17	99.9	6	1899.3	3	
	5550	18	82.7	6	1170.6	1	
	5550	19	69.1	19	1383.0	2	
5550	20	73.3	9	1316.6	2		

Test Mode		Mode 9					
Frequency		5550 MHz					
Radar Signal		Type 5					
Trial #	Test Frequency (MHz)	Burst#	Pulse Width (us)	Chirp Width (MHz)	PRI (us)	Number of Pulses / Burst	1=Detection ; 0=No Detection
13	5550	1	76.4	14	1424.7	2	1
	5550	2	64.2	6	1761.9	3	
	5550	3	92.7	8	1769.3	1	
	5550	4	90.0	16	1263.6	2	
	5550	5	62.4	19	1762.3	3	
	5550	6	66.0	11	1576.5	2	
	5550	7	94.9	9	1122.8	1	
	5550	8	52.6	8	1750.2	2	
	5550	9	64.5	17	1254.1	2	
	5550	10	78.5	12	1798.8	2	
14	5550	1	79.1	18	1227.1	3	1
	5550	2	91.7	17	1152.1	1	
	5550	3	68.7	19	1851.3	3	
	5550	4	85.5	13	1242.4	1	
	5550	5	68.5	6	1408.5	2	
	5550	6	86.4	7	1755.6	2	
	5550	7	61.1	19	1007.5	3	
	5550	8	94.1	19	1810.1	2	
	5550	9	89.4	14	1647.1	2	
	5550	10	51.5	15	1712.0	3	
	5550	11	91.5	8	1627.3	3	
	5550	12	82.7	8	1136.9	3	
	5550	13	95.9	16	1400.6	3	
	5550	14	67.1	18	1237.3	3	
	5550	15	61.7	20	1814.7	3	
	5550	16	68.2	14	1353.1	1	
	5550	17	84.7	13	1653.6	1	
	5550	18	99.7	14	1619.3	1	
	5550	19	67.3	13	1135.8	1	
	5550	20	92.7	10	1208.2	1	

Test Mode		Mode 9					
Frequency		5550 MHz					
Radar Signal		Type 5					
Trial #	Test Frequency (MHz)	Burst#	Pulse Width (us)	Chirp Width (MHz)	PRI (us)	Number of Pulses / Burst	1=Detection ; 0=No Detection
15	5550	1	68.3	7	1743.7	2	1
	5550	2	67.0	16	1376.4	1	
	5550	3	53.8	11	1393.5	1	
	5550	4	97.5	6	1316.6	2	
	5550	5	76.1	18	1060.5	3	
	5550	6	83.2	17	1536.2	3	
	5550	7	52.1	16	1297.6	3	
	5550	8	75.3	8	1247.7	1	
	5550	9	86.2	12	1771.7	3	
	5550	10	84.3	10	1455.3	1	
	5550	11	90.3	19	1317.4	2	
	5550	12	57.4	19	1515.9	3	
	5550	13	93.3	16	1722.4	2	
	5550	14	60.6	9	1127.2	1	
	5550	15	88.9	17	1122.8	3	
	5550	16	73.6	16	1173.2	3	
	5550	17	79.4	5	1279.9	1	
	5550	18	80.1	18	1618.2	2	
	5550	19	94.4	7	1479.0	3	
16	5550	1	94.7	16	1511.2	3	1
	5550	2	55.2	17	1309.2	2	
	5550	3	56.7	17	1805.6	3	
	5550	4	87.7	9	1088.2	3	
	5550	5	98.8	5	1102.4	3	
	5550	6	82.4	13	1323.7	2	
	5550	7	79.2	9	1235.0	1	
	5550	8	64.7	8	1663.7	1	
	5550	9	73.3	6	1940.3	2	
	5550	10	89.3	19	1723.6	3	
	5550	11	74.6	14	1652.5	2	
	5550	12	72.0	18	1325.2	3	
	5550	13	94.8	6	1602.6	1	
	5550	14	81.6	19	1516.7	2	
	5550	15	53.1	12	1982.3	1	
	5550	16	86.2	19	1722.7	2	
	5550	17	65.2	11	1286.2	3	
	5550	18	60.7	17	1282.5	1	

Test Mode		Mode 9					
Frequency		5550 MHz					
Radar Signal		Type 5					
Trial #	Test Frequency (MHz)	Burst#	Pulse Width (us)	Chirp Width (MHz)	PRI (us)	Number of Pulses / Burst	1=Detection ; 0=No Detection
17	5550	1	57.9	10	1453.0	2	1
	5550	2	98.2	16	1667.3	3	
	5550	3	60.1	7	1566.8	2	
	5550	4	72.0	13	1597.9	2	
	5550	5	86.8	17	1837.7	2	
	5550	6	83.9	8	1413.3	2	
	5550	7	63.3	19	1843.6	3	
	5550	8	97.2	15	1895.9	3	
	5550	9	77.4	13	1871.8	2	
	5550	10	96.0	7	1364.2	1	
	5550	11	69.4	12	1577.1	3	
	5550	12	61.5	14	1341.4	3	
	5550	13	67.2	7	1014.9	1	
	5550	14	64.3	19	1283.4	2	
	5550	15	55.1	12	1366.7	3	
	5550	16	69.0	7	1396.2	1	
	5550	17	76.3	12	1270.5	3	
18	5550	1	98.1	10	1233.2	2	1
	5550	2	56.9	8	1843.6	2	
	5550	3	90.0	11	1125.2	3	
	5550	4	65.2	8	1119.2	1	
	5550	5	54.2	10	1823.0	2	
	5550	6	58.9	13	1378.4	2	
	5550	7	92.6	14	1218.6	1	
	5550	8	94.4	16	1595.8	2	
	5550	9	80.3	8	1097.9	2	
	5550	10	74.4	18	1128.9	1	
	5550	11	92.0	17	1330.4	3	
	5550	12	66.1	6	1155.7	1	
	5550	13	62.4	19	1369.6	3	
	5550	14	75.6	6	1255.8	2	
	5550	15	52.8	15	1992.2	1	

Test Mode		Mode 9					
Frequency		5550 MHz					
Radar Signal		Type 5					
Trial #	Test Frequency (MHz)	Burst#	Pulse Width (us)	Chirp Width (MHz)	PRI (us)	Number of Pulses / Burst	1=Detection ; 0=No Detection
19	5550	1	60.6	8	1465.4	1	1
	5550	2	61.8	10	1475.5	2	
	5550	3	92.9	7	1849.1	2	
	5550	4	61.7	11	1815.9	1	
	5550	5	99.3	14	1135.6	3	
	5550	6	84.1	15	1108.9	3	
	5550	7	72.1	19	1933.4	2	
	5550	8	71.6	14	1295.2	2	
	5550	9	83.1	12	1746.3	3	
	5550	10	84.2	11	1645.6	1	
	5550	11	93.0	19	1040.1	2	
	5550	12	85.5	17	1523.5	2	
	5550	13	81.2	17	1842.7	1	
	5550	14	64.7	12	1965.2	2	
20	5550	1	80.9	12	1959.4	3	1
	5550	2	53.8	12	1026.2	1	
	5550	3	93.2	15	1741.8	3	
	5550	4	94.1	19	1712.0	3	
	5550	5	56.0	16	1025.4	3	
	5550	6	75.3	6	1902.2	2	
	5550	7	74.0	11	1858.7	1	
	5550	8	63.5	8	1500.7	3	
	5550	9	67.8	19	1750.5	2	
	5550	10	50.7	7	1228.2	3	
21	5567.5	1	94.3	5	1526.5	2	1
	5566.5	2	87.1	7	1215.2	2	
	5566.5	3	84.8	7	1629.9	3	
	5563.5	4	99.2	14	1287.8	1	
	5563.5	5	79.4	16	1018.8	1	
	5565.5	6	63.4	10	1629.0	2	
	5563.5	7	72.1	14	1850.4	2	
	5566.5	8	92.8	7	1039.9	3	
	5566.5	9	95.4	8	1229.6	2	
	5562.5	10	96.8	18	1506.6	2	
	5565.5	11	62.8	9	1624.4	2	
	5565.5	12	66.4	11	1392.6	1	

Test Mode		Mode 9					
Frequency		5550 MHz					
Radar Signal		Type 5					
Trial #	Test Frequency (MHz)	Burst#	Pulse Width (us)	Chirp Width (MHz)	PRI (us)	Number of Pulses / Burst	1=Detection ; 0=No Detection
22	5563.5	1	64.2	16	1781.8	1	1
	5565.5	2	52.4	10	1118.0	1	
	5567.5	3	89.6	6	1252.5	1	
	5565.5	4	90.4	9	1896.1	1	
	5567.5	5	57.4	5	1688.9	2	
	5565.5	6	60.7	11	1336.9	2	
	5567.5	7	59.6	6	1843.7	3	
	5566.5	8	68.9	8	1538.4	2	
	5563.5	9	57.0	15	1422.6	3	
23	5563.5	1	69.3	14	1124.4	1	1
	5563.5	2	64.6	15	1196.6	1	
	5565.5	3	89.8	11	1423.7	1	
	5564.5	4	76.8	13	1839.9	1	
	5567.5	5	84.5	5	1074.3	3	
	5561.5	6	94.4	19	1260.3	1	
	5562.5	7	86.6	18	1838.7	2	
	5566.5	8	67.2	8	1672.4	2	
	5563.5	9	97.1	14	1822.8	2	
	5562.5	10	75.9	17	1282.6	1	
	5562.5	11	83.9	17	1165.2	1	
	5563.5	12	83.0	16	1488.0	3	
	5565.5	13	89.0	11	1663.0	1	
	5561.5	14	74.0	19	1887.6	1	
	5564.5	15	69.7	12	1863.6	2	
24	5564.5	1	91.7	13	1529.7	1	1
	5567.5	2	75.9	6	1663.7	3	
	5567.5	3	83.3	6	1068.9	3	
	5561.5	4	61.6	19	1446.2	2	
	5562.5	5	91.6	18	1218.8	1	
	5561.5	6	50.3	19	1858.3	1	
	5563.5	7	75.4	14	1169.6	3	
	5564.5	8	56.3	12	1650.2	3	
	5563.5	9	63.7	15	1327.1	2	
	5563.5	10	52.7	16	1550.5	1	
	5566.5	11	90.9	7	1171.7	2	
	5566.5	12	62.0	8	1376.0	1	
	5563.5	13	82.6	16	1182.1	1	
	5561.5	14	66.3	20	1270.2	2	

Test Mode		Mode 9					
Frequency		5550 MHz					
Radar Signal		Type 5					
Trial #	Test Frequency (MHz)	Burst#	Pulse Width (us)	Chirp Width (MHz)	PRI (us)	Number of Pulses / Burst	1=Detection ; 0=No Detection
25	5563.5	1	96.2	15	1246.2	3	1
	5566.5	2	87.5	7	1490.6	2	
	5563.5	3	89.6	15	1583.8	3	
	5565.5	4	80.6	9	1673.8	3	
	5563.5	5	96.2	15	1739.5	3	
	5565.5	6	51.4	11	1951.4	2	
	5563.5	7	56.0	15	1549.2	2	
	5565.5	8	96.0	9	1833.0	2	
	5565.5	9	68.1	9	1827.9	3	
	5562.5	10	56.7	17	1993.7	2	
	5566.5	11	51.6	8	1327.5	3	
	5563.5	12	72.7	16	1656.2	1	
	5566.5	13	53.4	7	1315.0	1	
	5563.5	14	50.7	15	1409.5	3	
	5565.5	15	86.5	9	1528.7	1	
	5563.5	16	62.2	14	1448.5	1	
	5564.5	17	66.0	12	1305.9	2	
	5565.5	18	50.7	10	1176.0	2	
26	5563.5	1	89.1	14	1787.3	1	1
	5562.5	2	57.8	18	1941.2	3	
	5565.5	3	86.6	11	1894.3	2	
	5561.5	4	69.7	19	1383.8	3	
	5563.5	5	53.2	15	1643.5	2	
	5565.5	6	74.2	10	1839.5	3	
	5563.5	7	53.5	15	1118.1	1	
	5564.5	8	50.0	13	1459.2	1	
	5567.5	9	56.2	6	1105.3	3	
	5561.5	10	52.2	19	1854.1	1	
	5565.5	11	90.4	11	1949.1	1	
	5562.5	12	76.5	18	1843.5	3	
	5563.5	13	92.6	14	1783.0	2	
	5563.5	14	63.7	15	1974.4	3	
	5563.5	15	74.3	15	1103.4	2	
	5566.5	16	95.3	8	1637.8	3	

Test Mode		Mode 9					
Frequency		5550 MHz					
Radar Signal		Type 5					
Trial #	Test Frequency (MHz)	Burst#	Pulse Width (us)	Chirp Width (MHz)	PRI (us)	Number of Pulses / Burst	1=Detection ; 0=No Detection
27	5567.5	1	61.1	6	1102.3	3	1
	5561.5	2	91.3	19	1800.6	2	
	5565.5	3	81.9	10	1880.7	2	
	5567.5	4	50.0	6	1316.5	2	
	5565.5	5	91.2	9	1213.3	2	
	5565.5	6	57.1	9	1449.9	1	
	5563.5	7	98.9	16	1281.1	2	
	5565.5	8	96.3	9	1552.4	3	
	5562.5	9	69.1	17	1609.2	1	
	5562.5	10	60.9	18	1825.9	2	
	5561.5	11	63.2	19	1591.5	1	
	5563.5	12	82.1	14	1641.5	3	
	5565.5	13	86.0	9	1594.2	3	
	5566.5	14	66.2	7	1000.3	2	
	5564.5	15	88.2	13	1643.2	1	
	5566.5	16	90.0	8	1313.1	1	
	5563.5	17	70.6	16	1051.4	2	
	5567.5	18	82.8	6	1083.1	3	
	5561.5	19	71.2	19	1833.8	3	
	5565.5	20	75.6	11	1323.6	1	

Test Mode		Mode 9					
Frequency		5550 MHz					
Radar Signal		Type 5					
Trial #	Test Frequency (MHz)	Burst#	Pulse Width (us)	Chirp Width (MHz)	PRI (us)	Number of Pulses / Burst	1=Detection ; 0=No Detection
28	5566.5	1	75.2	8	1602.3	1	1
	5565.5	2	76.5	10	1088.7	2	
	5563.5	3	66.8	16	1617.0	1	
	5563.5	4	83.0	14	1212.5	2	
	5564.5	5	71.8	13	1967.7	2	
	5561.5	6	77.6	20	1106.9	3	
	5565.5	7	70.4	10	1209.3	2	
	5562.5	8	62.6	18	1205.7	1	
	5563.5	9	88.1	15	1446.9	2	
	5563.5	10	77.1	15	1731.5	2	
	5565.5	11	69.5	9	1157.6	1	
	5565.5	12	88.9	11	1468.3	2	
	5567.5	13	73.1	5	1345.0	3	
	5562.5	14	98.9	17	1270.4	3	
	5565.5	15	51.0	9	1864.6	2	
	5566.5	16	92.9	8	1710.3	2	
	5561.5	17	91.3	20	1751.8	3	
	5565.5	18	90.4	10	1023.4	2	
	5561.5	19	77.8	19	1385.5	1	
	5567.5	20	90.1	5	1347.8	1	

Test Mode		Mode 9					
Frequency		5550 MHz					
Radar Signal		Type 5					
Trial #	Test Frequency (MHz)	Burst#	Pulse Width (us)	Chirp Width (MHz)	PRI (us)	Number of Pulses / Burst	1=Detection ; 0=No Detection
29	5562.5	1	62.1	18	1746.1	1	1
	5564.5	2	72.0	12	1033.2	1	
	5564.5	3	84.8	13	1538.1	2	
	5564.5	4	61.2	13	1605.9	2	
	5566.5	5	51.3	8	1743.8	1	
	5561.5	6	52.7	19	1630.3	1	
	5565.5	7	99.4	11	1231.3	2	
	5566.5	8	92.6	7	1392.5	3	
	5565.5	9	60.1	9	1884.3	3	
	5565.5	10	54.1	10	1730.2	3	
	5565.5	11	55.8	11	1104.5	2	
	5561.5	12	60.1	19	1415.3	1	
	5563.5	13	96.0	16	1844.5	2	
	5567.5	14	79.2	5	1534.4	2	
	5562.5	15	70.2	18	1490.8	2	
	5562.5	16	78.4	17	1156.0	3	
	5566.5	17	96.3	7	1815.6	3	
30	5562.5	1	54.3	17	1732.1	2	1
	5566.5	2	82.2	8	1799.8	2	
	5561.5	3	57.5	20	1970.3	3	
	5566.5	4	79.0	8	1086.2	3	
	5561.5	5	64.5	19	1663.8	3	
	5563.5	6	75.4	14	1243.7	1	
	5563.5	7	65.6	15	1736.8	1	
	5565.5	8	63.0	10	1608.8	3	
	5562.5	9	95.0	18	1062.7	1	
	5563.5	10	72.8	15	1817.7	1	
	5567.5	11	89.1	5	1129.0	2	
	5565.5	12	53.5	10	1803.6	2	
	5565.5	13	50.7	9	1798.9	3	
	5566.5	14	54.2	8	1369.5	3	
Detection Percentage (%)							100.00

Test Mode		Mode 9				
Frequency		5550 MHz				
Radar Signal		Type 6				
Trial #	Pulse Width (us)	PRI (us)	Pulses / Hop	Hopping Rate (kHz)	Hopping Sequence Length (ms)	1=Detection ; 0=No Detection
1	1	333	9	0.333	300	1
2	1	333	9	0.333	300	1
3	1	333	9	0.333	300	1
4	1	333	9	0.333	300	1
5	1	333	9	0.333	300	1
6	1	333	9	0.333	300	1
7	1	333	9	0.333	300	1
8	1	333	9	0.333	300	1
9	1	333	9	0.333	300	1
10	1	333	9	0.333	300	1
11	1	333	9	0.333	300	1
12	1	333	9	0.333	300	1
13	1	333	9	0.333	300	1
14	1	333	9	0.333	300	1
15	1	333	9	0.333	300	1
16	1	333	9	0.333	300	1
17	1	333	9	0.333	300	1
18	1	333	9	0.333	300	1
19	1	333	9	0.333	300	1
20	1	333	9	0.333	300	1
21	1	333	9	0.333	300	1
22	1	333	9	0.333	300	1
23	1	333	9	0.333	300	1
24	1	333	9	0.333	300	1
25	1	333	9	0.333	300	1
26	1	333	9	0.333	300	1
27	1	333	9	0.333	300	1
28	1	333	9	0.333	300	1
29	1	333	9	0.333	300	1
30	1	333	9	0.333	300	1
Detection Percentage (%)						100.00

Test Mode		Mode 10				
Frequency		5530 MHz				
Radar Signal		Type 1				
Trial #	Test Frequency (MHz)	Pulse Width (us)	PRI (us)	Number of Pluse	PRF (Hz)	1=Detection ; 0=No Detection
1	5530	1	558	95	1792	1
2	5530	1	518	102	1931	1
3	5530	1	818	65	1222	1
4	5530	1	738	72	1355	1
5	5530	1	518	102	1931	1
6	5530	1	718	74	1393	1
7	5530	1	518	102	1931	1
8	5530	1	638	83	1567	1
9	5530	1	658	81	1520	1
10	5530	1	678	78	1475	1
11	5530	1	638	83	1567	1
12	5530	1	3066	18	326	0
13	5530	1	938	57	1066	1
14	5530	1	538	99	1859	1
15	5530	1	618	86	1618	1
16	5530	1	954	56	1048	1
17	5530	1	2541	21	394	1
18	5530	1	2174	25	460	1
19	5530	1	1837	29	544	1
20	5530	1	1967	27	508	1
21	5530	1	948	56	1055	1
22	5530	1	2057	26	486	1
23	5530	1	2542	21	393	1
24	5530	1	1970	27	508	1
25	5530	1	2126	25	470	1
26	5530	1	1642	33	609	1
27	5530	1	2007	27	498	1
28	5530	1	1857	29	539	1
29	5530	1	2210	24	452	1
30	5530	1	560	95	1786	1
Detection Percentage (%)						96.67

Test Mode		Mode 10				
Frequency		5530 MHz				
Radar Signal		Type 2				
Trial #	Test Frequency (MHz)	Pulse Width (us)	PRI (us)	Number of Pluse	PRF (Hz)	1=Detection ; 0=No Detection
1	5530	1.30	152.40	27	6562	0
2	5530	1.50	169.60	23	5896	1
3	5530	3.80	210.30	24	4755	1
4	5530	4.00	172.60	28	5794	0
5	5530	4.00	163.40	23	6120	1
6	5530	3.80	177.90	24	5621	1
7	5530	4.40	180.00	25	5556	1
8	5530	1.70	167.50	23	5970	1
9	5530	1.40	176.10	29	5679	1
10	5530	4.00	170.50	25	5865	1
11	5530	3.40	170.60	27	5862	1
12	5530	4.20	182.00	23	5495	1
13	5530	4.90	197.10	24	5074	1
14	5530	2.50	167.60	26	5967	1
15	5530	3.90	229.80	24	4352	1
16	5530	3.70	181.50	24	5510	1
17	5530	2.60	189.30	27	5283	1
18	5530	2.70	201.00	27	4975	1
19	5530	2.30	188.90	28	5294	1
20	5530	4.80	159.70	24	6262	1
21	5530	1.40	195.30	23	5120	1
22	5530	3.50	169.80	27	5889	1
23	5530	1.30	170.40	23	5869	1
24	5530	1.60	171.50	28	5831	1
25	5530	3.90	150.40	23	6649	1
26	5530	1.90	167.10	26	5984	1
27	5530	3.20	222.30	23	4498	1
28	5530	3.60	183.50	25	5450	0
29	5530	1.90	193.80	25	5160	1
30	5530	1.70	169.00	24	5917	1
Detection Percentage (%)						90.00

Test Mode		Mode 10				
Frequency		5530 MHz				
Radar Signal		Type 3				
Trial #	Test Frequency (MHz)	Pulse Width (us)	PRI (us)	Number of Pluse	PRF (Hz)	1=Detection ; 0=No Detection
1	5530	7.00	397.40	18	2516.36	1
2	5530	9.80	386.20	17	2589.33	1
3	5530	7.30	353.10	18	2832.06	1
4	5530	8.80	201.20	16	4970.18	1
5	5530	9.80	247.80	16	4035.51	1
6	5530	9.50	470.90	18	2123.59	1
7	5530	7.90	394.90	18	2532.29	0
8	5530	7.70	382.50	17	2614.38	0
9	5530	7.60	272.20	18	3673.77	1
10	5530	7.60	410.80	18	2434.27	0
11	5530	8.80	304.90	16	3279.76	1
12	5530	6.10	474.50	18	2107.48	1
13	5530	6.50	392.50	18	2547.77	1
14	5530	9.20	375.30	16	2664.54	0
15	5530	9.00	357.70	18	2795.64	1
16	5530	7.70	461.70	16	2165.91	1
17	5530	6.40	262.50	18	3809.52	0
18	5530	7.10	464.90	18	2151.00	1
19	5530	7.60	304.80	17	3280.84	1
20	5530	8.80	320.70	16	3118.18	1
21	5530	7.30	416.70	16	2399.81	1
22	5530	9.00	498.50	18	2006.02	1
23	5530	10.00	293.50	18	3407.16	1
24	5530	8.00	441.40	18	2265.52	1
25	5530	8.30	255.70	18	3910.83	1
26	5530	8.20	415.20	17	2408.48	1
27	5530	6.80	302.70	18	3303.60	1
28	5530	7.60	349.30	16	2862.87	1
29	5530	9.60	300.50	18	3327.79	1
30	5530	8.00	329.30	18	3036.74	1
Detection Percentage (%)						83.33

Test Mode		Mode 10				
Frequency		5530 MHz				
Radar Signal		Type 4				
Trial #	Test Frequency (MHz)	Pulse Width (us)	PRI (us)	Number of Pluse	PRF (Hz)	1=Detection ; 0=No Detection
1	5530	14.30	256.40	13	3900	1
2	5530	17.40	300.60	14	3327	0
3	5530	17.40	465.80	15	2147	1
4	5530	16.30	297.40	12	3362	0
5	5530	15.10	422.70	12	2366	1
6	5530	12.50	305.70	12	3271	1
7	5530	14.20	328.90	16	3040	1
8	5530	15.40	272.10	15	3675	0
9	5530	18.70	359.60	15	2781	0
10	5530	12.40	413.40	14	2419	1
11	5530	12.50	309.70	12	3229	1
12	5530	14.50	245.10	14	4080	0
13	5530	15.60	258.70	12	3865	1
14	5530	16.50	367.60	15	2720	1
15	5530	14.90	288.50	14	3466	1
16	5530	13.20	416.10	16	2403	1
17	5530	16.90	458.70	12	2180	1
18	5530	13.00	212.90	14	4697	1
19	5530	15.50	491.50	13	2035	1
20	5530	17.70	276.80	12	3613	0
21	5530	12.40	264.20	13	3785	1
22	5530	15.00	456.70	15	2190	1
23	5530	16.70	214.90	16	4653	1
24	5530	14.60	414.70	12	2411	1
25	5530	17.30	479.40	15	2086	1
26	5530	15.90	284.30	16	3517	1
27	5530	15.90	479.40	16	2086	1
28	5530	19.70	354.90	14	2818	1
29	5530	19.50	225.50	16	4435	0
30	5530	18.60	302.70	14	3304	1
Detection Percentage (%)						76.67

Test Mode		Mode 10					
Frequency		5530 MHz					
Radar Signal		Type 5					
Trial #	Test Frequency (MHz)	Burst#	Pulse Width (us)	Chirp Width (MHz)	PRI (us)	Number of Pulses / Burst	1=Detection ; 0=No Detection
1	5496	1	55.7	12	1541.7	1	1
	5498	2	72.0	17	1736.7	1	
	5493	3	70.6	6	1376.3	2	
	5498	4	97.8	17	1038.1	1	
	5495	5	98.1	9	1289.2	1	
	5496	6	97.7	13	1873.6	1	
	5497	7	73.7	15	1127.3	3	
	5497	8	86.9	15	1480.3	3	
	5497	9	85.3	16	1336.1	3	
	5495	10	73.7	10	1277.7	1	
	5497	11	76.3	14	1556.4	1	
2	5493	1	82.4	6	1571.7	3	1
	5495	2	57.2	11	1156.2	3	
	5497	3	50.2	14	1280.0	1	
	5495	4	75.6	11	1044.5	3	
	5494	5	51.6	7	1042.8	3	
	5494	6	68.0	8	1828.8	2	
	5497	7	99.7	14	1744.6	3	
	5493	8	95.7	6	1437.8	1	
	5499	9	75.4	20	1892.3	1	
	5497	10	80.8	16	1698.5	3	
	5497	11	56.0	15	1025.2	1	
	5495	12	75.4	11	1216.0	2	
3	5497	1	88.5	15	1605.8	1	1
	5499	2	58.7	20	1532.5	3	
	5494	3	58.2	8	1069.1	1	
	5495	4	82.6	10	1515.5	1	
	5498	5	99.7	18	1818.4	3	
	5497	6	88.6	14	1404.5	2	
	5496	7	97.2	12	1358.9	2	
	5495	8	76.7	9	1803.0	2	
	5493	9	66.3	6	1689.0	2	
	5495	10	88.2	10	1971.4	2	
	5498	11	70.4	17	1007.6	3	
	5496	12	59.3	13	1952.0	1	
	5494	13	63.5	8	1877.9	3	

Test Mode		Mode 10					
Frequency		5530 MHz					
Radar Signal		Type 5					
Trial #	Test Frequency (MHz)	Burst#	Pulse Width (us)	Chirp Width (MHz)	PRI (us)	Number of Pulses / Burst	1=Detection ; 0=No Detection
4	5496	1	97.4	12	1820.8	2	0
	5497	2	68.4	14	1750.2	1	
	5497	3	99.3	16	1180.8	3	
	5493	4	71.1	6	1641.8	1	
	5499	5	84.8	19	1624.5	1	
	5499	6	93.0	20	1866.1	1	
	5499	7	78.1	20	1038.4	1	
	5497	8	67.4	15	1995.8	2	
	5493	9	74.6	6	1462.3	1	
5	5497	1	93.4	15	1915.5	1	1
	5494	2	85.4	7	1078.0	1	
	5496	3	78.0	13	1998.6	1	
	5497	4	60.3	15	1883.2	2	
	5498	5	59.4	17	1993.0	2	
	5495	6	56.6	10	1362.4	1	
	5494	7	66.6	7	1313.7	2	
	5497	8	92.5	15	1175.7	3	
	5496	9	96.0	13	1934.1	1	
	5498	10	53.4	17	1232.9	3	
	5495	11	76.1	11	1069.5	2	
	5493	12	70.2	6	1441.0	1	
	5496	13	84.8	12	1257.0	2	
	5495	14	79.7	10	1188.4	1	
	5497	15	73.5	15	1501.0	3	
6	5496	1	98.6	12	1678.2	1	1
	5493	2	82.2	6	1586.1	2	
	5495	3	65.5	11	1222.3	1	
	5497	4	63.5	14	1286.5	2	
	5496	5	61.6	13	1382.5	1	
	5498	6	64.8	18	1143.4	1	
	5493	7	69.1	6	1443.9	1	
	5495	8	92.3	10	1036.2	1	
	5495	9	99.2	9	1316.9	3	
	5495	10	94.7	9	1243.3	1	
	5494	11	64.9	8	1544.2	3	
	5495	12	96.7	11	1079.5	1	
	5495	13	67.3	11	1798.0	3	
	5493	14	69.6	5	1991.1	3	

Test Mode		Mode 10					
Frequency		5530 MHz					
Radar Signal		Type 5					
Trial #	Test Frequency (MHz)	Burst#	Pulse Width (us)	Chirp Width (MHz)	PRI (us)	Number of Pulses / Burst	1=Detection ; 0=No Detection
7	5498	1	69.2	17	1737.2	1	1
	5495	2	58.1	10	1996.8	3	
	5498	3	88.6	17	1672.5	3	
	5495	4	59.1	10	1377.5	1	
	5498	5	73.7	18	1980.8	3	
	5495	6	57.3	9	1790.9	2	
	5497	7	82.5	15	1665.3	3	
	5498	8	53.1	17	1882.5	3	
	5495	9	60.5	9	1035.3	1	
	5498	10	63.4	17	1155.2	1	
	5499	11	53.7	19	1690.0	1	
	5493	12	94.8	6	1235.5	1	
	5497	13	84.7	16	1270.5	3	
	5496	14	60.3	13	1180.0	3	
	5494	15	71.6	7	1883.4	2	
	5497	16	70.5	15	1384.1	1	
	5495	17	75.8	9	1238.0	2	
8	5494	1	98.0	7	1546.0	2	1
	5494	2	63.2	8	1836.2	3	
	5493	3	53.5	6	1841.0	3	
	5495	4	90.3	11	1307.1	2	
	5496	5	96.4	13	1369.8	1	
	5494	6	68.3	7	1835.5	2	
	5493	7	63.9	5	1391.1	3	
	5499	8	82.0	20	1009.7	3	
	5495	9	99.8	11	1066.2	3	
	5495	10	86.2	11	1757.2	1	
	5494	11	57.9	8	1721.0	1	
	5497	12	90.0	14	1109.3	2	
	5498	13	72.6	18	1307.1	3	
	5495	14	91.4	11	1213.6	3	
	5495	15	88.2	9	1546.6	3	
	5495	16	92.0	10	1550.1	2	
	5495	17	81.1	11	1503.7	3	
	5495	18	72.7	10	1103.4	3	

Test Mode		Mode 10					
Frequency		5530 MHz					
Radar Signal		Type 5					
Trial #	Test Frequency (MHz)	Burst#	Pulse Width (us)	Chirp Width (MHz)	PRI (us)	Number of Pulses / Burst	1=Detection ; 0=No Detection
9	5497	1	89.3	14	1432.0	1	1
	5495	2	52.3	11	1409.7	3	
	5494	3	84.3	8	1154.1	1	
	5498	4	96.2	17	1962.2	1	
	5494	5	98.9	8	1920.6	1	
	5498	6	50.1	17	1959.8	2	
	5497	7	79.3	15	1371.2	2	
	5497	8	68.5	15	1475.4	3	
	5497	9	53.2	15	1222.3	2	
	5498	10	98.4	18	1485.7	3	
	5499	11	95.1	19	1323.8	1	
	5495	12	70.4	11	1067.3	2	
	5497	13	77.5	15	1494.0	1	
	5496	14	75.1	13	1624.8	1	
	5498	15	78.2	18	1211.6	1	
	5493	16	64.4	5	1835.6	3	
	5493	17	93.8	6	1390.1	1	
	5497	18	59.3	14	1894.1	2	
	5495	19	50.1	11	1257.3	1	
10	5497	1	53.7	16	1296.7	2	1
	5496	2	65.9	12	1749.3	1	
	5497	3	50.4	14	1133.1	2	
	5493	4	87.8	5	1762.9	1	
	5495	5	53.7	10	1422.2	3	
	5498	6	77.8	18	1832.2	3	
	5496	7	81.1	12	1246.9	1	
	5497	8	85.5	16	1400.9	3	

Test Mode		Mode 10					
Frequency		5530 MHz					
Radar Signal		Type 5					
Trial #	Test Frequency (MHz)	Burst#	Pulse Width (us)	Chirp Width (MHz)	PRI (us)	Number of Pulses / Burst	1=Detection ; 0=No Detection
11	5530	1	69.8	12	1952.7	1	1
	5530	2	72.0	6	1813.8	3	
	5530	3	93.4	15	1131.6	2	
	5530	4	66.9	8	1515.0	2	
	5530	5	81.3	9	1889.9	2	
	5530	6	60.0	15	1259.4	1	
	5530	7	60.2	18	1805.6	2	
	5530	8	77.3	6	1762.4	3	
	5530	9	67.2	18	1048.2	1	
	5530	10	61.9	16	1785.4	3	
	5530	11	76.0	10	1243.6	1	
	5530	12	78.6	5	1353.7	3	
	5530	13	73.2	6	1436.7	2	
	5530	14	73.3	20	1768.0	1	
	5530	15	58.1	9	1161.0	2	
	5530	16	61.9	16	1916.8	1	
12	5530	1	61.0	5	1942.7	2	1
	5530	2	88.5	14	1860.0	1	
	5530	3	72.7	14	1594.5	1	
	5530	4	73.9	10	1302.2	2	
	5530	5	81.6	18	1822.0	1	
	5530	6	96.8	9	1750.7	2	
	5530	7	93.8	15	1292.7	1	
	5530	8	81.4	13	1476.4	1	
	5530	9	92.1	11	1328.9	1	
	5530	10	84.2	10	1222.3	3	
	5530	11	53.0	13	1297.2	3	
	5530	12	69.8	10	1114.9	2	
	5530	13	78.3	7	1143.6	1	
	5530	14	85.3	10	1276.8	1	
	5530	15	73.5	11	1151.4	1	
	5530	16	85.6	7	1087.8	2	
	5530	17	66.9	6	1462.4	2	
	5530	18	65.8	16	1413.3	1	
	5530	19	97.7	6	1740.7	2	
	5530	20	95.1	20	1906.6	1	

Test Mode		Mode 10					
Frequency		5530 MHz					
Radar Signal		Type 5					
Trial #	Test Frequency (MHz)	Burst#	Pulse Width (us)	Chirp Width (MHz)	PRI (us)	Number of Pulses / Burst	1=Detection ; 0=No Detection
13	5530	1	67.5	17	1443.3	2	1
	5530	2	63.5	17	1893.4	1	
	5530	3	64.1	16	1712.8	1	
	5530	4	56.0	10	1787.0	1	
	5530	5	93.7	13	1192.0	3	
	5530	6	87.4	20	1255.1	2	
	5530	7	95.4	11	1435.1	3	
	5530	8	85.9	19	1504.9	2	
	5530	9	99.2	16	1870.4	3	
	5530	10	85.8	17	1645.1	2	
14	5530	1	68.3	19	1221.3	2	1
	5530	2	83.4	15	1038.7	1	
	5530	3	83.0	8	1904.3	3	
	5530	4	57.5	14	1202.2	3	
	5530	5	59.5	8	1724.0	2	
	5530	6	50.1	7	1701.0	1	
	5530	7	73.4	14	1154.9	1	
	5530	8	78.5	6	1796.1	3	
	5530	9	73.5	13	1663.6	2	
	5530	10	61.6	12	1810.4	1	
	5530	11	69.2	18	1433.9	1	
	5530	12	84.3	5	1958.8	3	
	5530	13	93.6	7	1213.9	1	
	5530	14	91.2	18	1303.7	1	
	5530	15	54.2	18	1916.4	3	
	5530	16	65.1	5	1386.6	1	
	5530	17	63.0	15	1650.1	1	
	5530	18	97.1	20	1702.3	1	
	5530	19	68.9	15	1716.7	1	
	5530	20	73.3	13	1098.9	3	

Test Mode		Mode 10					
Frequency		5530 MHz					
Radar Signal		Type 5					
Trial #	Test Frequency (MHz)	Burst#	Pulse Width (us)	Chirp Width (MHz)	PRI (us)	Number of Pulses / Burst	1=Detection ; 0=No Detection
15	5530	1	70.8	15	1863.4	2	1
	5530	2	58.5	20	1370.5	3	
	5530	3	78.6	11	1873.7	2	
	5530	4	97.6	12	1921.4	3	
	5530	5	64.1	5	1424.4	1	
	5530	6	69.9	5	1220.3	3	
	5530	7	93.0	15	1618.0	3	
	5530	8	54.9	16	1546.4	3	
	5530	9	68.0	13	1352.1	1	
	5530	10	79.7	16	1668.7	3	
	5530	11	64.8	12	1694.2	1	
	5530	12	90.3	14	1795.0	2	
	5530	13	93.8	13	1317.0	2	
	5530	14	56.7	13	1238.5	3	
	5530	15	98.6	15	1238.9	1	
	5530	16	50.6	16	1780.3	3	
	5530	17	69.9	15	1832.3	1	
	5530	18	79.0	18	1729.4	3	
	5530	19	76.3	16	1473.9	2	
16	5530	1	54.9	16	1278.1	2	1
	5530	2	80.5	18	1576.3	1	
	5530	3	60.9	17	1557.7	3	
	5530	4	77.1	9	1578.7	3	
	5530	5	72.6	16	1114.3	2	
	5530	6	66.2	16	1447.6	2	
	5530	7	56.9	19	1912.6	1	
	5530	8	94.5	10	1226.1	1	
	5530	9	58.4	7	1627.5	3	
	5530	10	58.3	10	1245.4	1	
	5530	11	59.1	17	1336.4	1	
	5530	12	50.6	11	1615.1	2	
	5530	13	80.4	7	1828.1	3	
	5530	14	58.4	13	1814.0	2	
	5530	15	79.4	14	1199.1	1	
	5530	16	96.8	7	1670.8	2	
	5530	17	59.1	15	1690.3	3	
	5530	18	84.6	8	1455.1	1	

Test Mode		Mode 10					
Frequency		5530 MHz					
Radar Signal		Type 5					
Trial #	Test Frequency (MHz)	Burst#	Pulse Width (us)	Chirp Width (MHz)	PRI (us)	Number of Pulses / Burst	1=Detection ; 0=No Detection
17	5530	1	61.4	10	1092.6	2	1
	5530	2	93.6	17	1984.9	3	
	5530	3	54.0	7	1468.5	1	
	5530	4	82.1	20	1043.3	2	
	5530	5	73.1	10	1479.6	3	
	5530	6	76.6	6	1247.5	2	
	5530	7	70.5	13	1935.9	2	
	5530	8	82.5	19	1752.7	2	
	5530	9	63.1	10	1471.4	3	
	5530	10	99.1	19	1128.1	2	
	5530	11	78.7	11	1772.1	3	
	5530	12	71.1	12	1679.6	2	
	5530	13	70.8	16	1938.3	1	
	5530	14	54.7	6	1920.6	3	
	5530	15	91.8	19	1995.6	2	
	5530	16	89.9	17	1837.8	1	
	5530	17	90.0	8	1427.2	1	
18	5530	1	70.8	16	1870.4	1	1
	5530	2	75.4	10	1727.6	1	
	5530	3	89.4	15	1123.3	3	
	5530	4	66.4	12	1331.3	2	
	5530	5	61.7	11	1753.5	2	
	5530	6	84.4	5	1052.4	1	
	5530	7	51.7	6	1080.2	2	
	5530	8	78.6	16	1045.7	1	
	5530	9	60.4	5	1539.1	1	
	5530	10	89.9	13	1725.7	3	
	5530	11	64.3	15	1979.5	1	
	5530	12	59.8	18	1931.2	3	
	5530	13	69.3	19	1994.5	3	
	5530	14	69.6	17	1033.3	3	
	5530	15	91.3	13	1528.3	3	

Test Mode		Mode 10					
Frequency		5530 MHz					
Radar Signal		Type 5					
Trial #	Test Frequency (MHz)	Burst#	Pulse Width (us)	Chirp Width (MHz)	PRI (us)	Number of Pulses / Burst	1=Detection ; 0=No Detection
19	5530	1	80.2	10	1798.5	3	1
	5530	2	59.1	9	1968.7	1	
	5530	3	69.7	20	1989.2	1	
	5530	4	57.3	15	1183.1	2	
	5530	5	97.9	12	1216.1	2	
	5530	6	63.6	7	1544.2	3	
	5530	7	62.9	20	1194.7	3	
	5530	8	66.6	7	1084.0	2	
	5530	9	63.0	12	1292.9	1	
	5530	10	67.5	18	1974.1	1	
	5530	11	59.1	16	1858.1	2	
	5530	12	76.3	15	1382.4	1	
	5530	13	89.9	13	1882.7	2	
	5530	14	56.5	17	1566.0	1	
20	5530	1	70.6	10	1632.6	3	1
	5530	2	70.4	11	1000.9	2	
	5530	3	64.4	9	1075.7	1	
	5530	4	78.9	19	1008.5	1	
	5530	5	82.5	9	1737.4	1	
	5530	6	68.8	10	1629.5	3	
	5530	7	93.5	7	1038.7	1	
	5530	8	60.6	14	1153.2	2	
	5530	9	60.3	10	1116.6	3	
	5530	10	84.9	12	1130.1	3	
21	5565	1	95.0	9	1755.6	3	1
	5565	2	81.5	9	1742.6	2	
	5564	3	98.2	13	1557.9	3	
	5563	4	62.2	15	1659.4	2	
	5562	5	57.9	17	1873.5	2	
	5562	6	61.3	17	1564.1	2	
	5567	7	86.4	6	1547.0	3	
	5565	8	77.4	9	1901.7	1	
	5564	9	88.5	13	1459.1	2	
	5563	10	81.0	16	1836.3	1	
	5565	11	80.9	10	1614.7	2	
	5567	12	79.0	5	1302.7	2	

Test Mode		Mode 10					
Frequency		5530 MHz					
Radar Signal		Type 5					
Trial #	Test Frequency (MHz)	Burst#	Pulse Width (us)	Chirp Width (MHz)	PRI (us)	Number of Pulses / Burst	1=Detection ; 0=No Detection
22	5562	1	62.4	17	1835.2	3	1
	5565	2	70.7	10	1384.8	3	
	5561	3	52.0	19	1450.7	3	
	5566	4	86.2	7	1012.3	3	
	5566	5	70.6	8	1677.4	2	
	5564	6	84.0	12	1624.7	3	
	5561	7	79.6	20	1430.1	3	
	5565	8	51.7	11	1714.3	1	
	5566	9	75.8	7	1785.5	1	
23	5562	1	98.5	17	1742.6	3	1
	5564	2	63.8	12	1356.4	1	
	5561	3	63.6	20	1831.0	2	
	5563	4	59.3	15	1077.1	2	
	5564	5	76.7	12	1568.9	2	
	5565	6	80.4	11	1244.5	3	
	5565	7	97.9	11	1733.5	1	
	5561	8	75.1	19	1290.8	2	
	5565	9	89.4	10	1664.5	3	
	5565	10	96.3	10	1531.9	1	
	5566	11	61.2	7	1862.1	2	
	5567	12	58.0	6	1735.9	1	
	5564	13	53.0	13	1283.4	1	
	5563	14	55.7	15	1059.7	1	
	5566	15	72.2	8	1291.7	1	
24	5564	1	56.8	13	1457.2	1	1
	5564	2	72.4	12	1036.3	3	
	5561	3	78.0	19	1863.3	1	
	5563	4	90.4	14	1787.3	2	
	5563	5	85.7	15	1748.3	1	
	5566	6	77.1	7	1308.5	3	
	5561	7	57.6	19	1298.5	3	
	5562	8	97.4	18	1719.2	3	
	5563	9	73.1	14	1717.1	1	
	5565	10	56.2	10	1315.0	2	
	5566	11	58.8	8	1672.8	3	
	5563	12	59.7	14	1014.5	1	
	5565	13	98.5	9	1827.1	1	
	5564	14	66.3	13	1726.1	1	

Test Mode		Mode 10					
Frequency		5530 MHz					
Radar Signal		Type 5					
Trial #	Test Frequency (MHz)	Burst#	Pulse Width (us)	Chirp Width (MHz)	PRI (us)	Number of Pulses / Burst	1=Detection ; 0=No Detection
25	5566	1	78.8	8	1886.1	3	1
	5563	2	67.0	15	1518.4	3	
	5564	3	50.7	13	1688.7	3	
	5562	4	76.5	18	1092.7	3	
	5562	5	59.1	18	1976.3	3	
	5562	6	58.9	17	1066.3	3	
	5567	7	96.8	6	1846.7	3	
	5565	8	79.3	10	1579.4	2	
	5565	9	73.5	10	1761.8	2	
	5567	10	54.6	6	1412.5	3	
	5566	11	79.6	7	1147.4	2	
	5565	12	80.1	10	1808.3	2	
	5566	13	72.1	7	1104.8	3	
	5565	14	73.5	11	1529.8	1	
	5563	15	98.9	15	1388.0	3	
	5562	16	87.5	17	1047.3	3	
	5564	17	90.6	13	1822.5	1	
	5566	18	63.1	7	1277.3	2	
26	5562	1	92.0	18	1657.7	2	1
	5561	2	78.3	20	1321.2	2	
	5566	3	62.3	7	1903.5	3	
	5565	4	53.8	11	1063.3	1	
	5565	5	66.2	11	1661.7	2	
	5561	6	59.2	20	1099.2	1	
	5566	7	78.4	7	1522.5	1	
	5566	8	77.9	8	1264.6	3	
	5563	9	67.4	15	1101.9	3	
	5562	10	56.3	18	1877.2	2	
	5564	11	69.4	12	1890.3	1	
	5565	12	60.6	11	1917.7	3	
	5566	13	71.9	8	1393.3	2	
	5567	14	50.4	5	1133.5	1	
	5561	15	96.4	20	1683.8	1	
	5564	16	54.8	13	1083.1	3	

Test Mode		Mode 10					
Frequency		5530 MHz					
Radar Signal		Type 5					
Trial #	Test Frequency (MHz)	Burst#	Pulse Width (us)	Chirp Width (MHz)	PRI (us)	Number of Pulses / Burst	1=Detection ; 0=No Detection
27	5563	1	71.7	16	1519.3	2	1
	5563	2	75.3	16	1173.0	2	
	5562	3	75.6	17	1701.6	3	
	5563	4	63.3	14	1824.4	3	
	5565	5	77.9	10	1124.8	2	
	5563	6	56.2	16	1148.5	1	
	5563	7	66.5	14	1761.5	2	
	5562	8	74.7	17	1810.7	3	
	5564	9	79.6	12	1294.0	3	
	5564	10	78.1	12	1514.9	3	
	5566	11	90.8	8	1456.2	3	
	5562	12	88.6	17	1566.5	2	
	5563	13	74.7	15	1538.1	2	
	5566	14	51.7	8	1718.7	1	
	5566	15	71.8	7	1620.9	1	
	5561	16	95.4	19	1981.9	1	
	5565	17	55.3	11	1365.8	2	
	5565	18	77.7	9	1334.9	3	
	5565	19	56.4	10	1579.0	1	
	5561	20	55.4	20	1659.2	3	

Test Mode		Mode 10					
Frequency		5530 MHz					
Radar Signal		Type 5					
Trial #	Test Frequency (MHz)	Burst#	Pulse Width (us)	Chirp Width (MHz)	PRI (us)	Number of Pulses / Burst	1=Detection ; 0=No Detection
28	5563	1	77.3	16	1302.7	2	1
	5564	2	65.9	13	1881.2	1	
	5563	3	69.2	14	1102.2	2	
	5565	4	72.6	10	1155.1	1	
	5562	5	92.3	18	1402.4	1	
	5562	6	99.6	18	1842.5	3	
	5565	7	61.9	9	1818.6	1	
	5564	8	76.1	13	1927.9	1	
	5563	9	72.7	16	1360.9	2	
	5563	10	75.8	15	1421.2	1	
	5563	11	86.4	14	1788.6	1	
	5564	12	94.5	12	1459.8	3	
	5563	13	75.5	15	1247.8	1	
	5565	14	96.4	11	1572.2	2	
	5566	15	88.2	8	1199.4	1	
	5564	16	53.8	12	1827.8	1	
	5561	17	73.2	20	1669.0	3	
	5561	18	50.2	19	1148.9	1	
	5563	19	80.8	14	1851.4	3	
	5564	20	99.3	12	1910.7	2	

Test Mode		Mode 10					
Frequency		5530 MHz					
Radar Signal		Type 5					
Trial #	Test Frequency (MHz)	Burst#	Pulse Width (us)	Chirp Width (MHz)	PRI (us)	Number of Pulses / Burst	1=Detection ; 0=No Detection
29	5566	1	71.1	8	1220.9	1	1
	5564	2	52.1	12	1084.0	1	
	5563	3	97.0	14	1761.7	3	
	5561	4	62.9	20	1500.6	1	
	5564	5	67.7	13	1657.7	3	
	5564	6	53.7	12	1110.3	3	
	5565	7	85.7	9	1156.4	2	
	5565	8	93.8	9	1067.0	3	
	5567	9	61.4	6	1929.7	1	
	5566	10	93.5	7	1946.0	3	
	5567	11	52.6	5	1895.2	3	
	5567	12	77.3	6	1310.5	2	
	5567	13	82.9	5	1436.8	2	
	5563	14	68.4	16	1922.2	3	
	5564	15	90.8	12	1347.8	1	
	5564	16	61.3	12	1023.6	1	
	5563	17	98.0	16	1871.6	1	
30	5564	1	70.9	13	1934.7	2	1
	5562	2	60.1	18	1523.2	3	
	5565	3	61.8	9	1489.5	2	
	5562	4	86.7	18	1972.7	2	
	5564	5	80.7	13	1699.4	3	
	5561	6	80.7	19	1934.7	1	
	5561	7	96.8	19	1563.4	2	
	5566	8	70.7	7	1141.2	2	
	5562	9	64.3	18	1237.6	1	
	5562	10	53.5	17	1534.0	3	
	5566	11	95.2	8	1094.9	1	
	5564	12	78.1	12	1531.9	2	
	5564	13	81.9	12	1934.0	3	
	5562	14	56.5	18	1321.6	2	
Detection Percentage (%)							100.00

Test Mode		Mode 10				
Frequency		5530 MHz				
Radar Signal		Type 6				
Trial #	Pulse Width (us)	PRI (us)	Pulses / Hop	Hopping Rate (kHz)	Hopping Sequence Length (ms)	1=Detection ; 0=No Detection
1	1	333	9	0.333	300	1
2	1	333	9	0.333	300	1
3	1	333	9	0.333	300	1
4	1	333	9	0.333	300	1
5	1	333	9	0.333	300	1
6	1	333	9	0.333	300	1
7	1	333	9	0.333	300	1
8	1	333	9	0.333	300	1
9	1	333	9	0.333	300	1
10	1	333	9	0.333	300	1
11	1	333	9	0.333	300	1
12	1	333	9	0.333	300	1
13	1	333	9	0.333	300	1
14	1	333	9	0.333	300	1
15	1	333	9	0.333	300	1
16	1	333	9	0.333	300	1
17	1	333	9	0.333	300	1
18	1	333	9	0.333	300	1
19	1	333	9	0.333	300	1
20	1	333	9	0.333	300	1
21	1	333	9	0.333	300	1
22	1	333	9	0.333	300	1
23	1	333	9	0.333	300	1
24	1	333	9	0.333	300	1
25	1	333	9	0.333	300	1
26	1	333	9	0.333	300	1
27	1	333	9	0.333	300	1
28	1	333	9	0.333	300	1
29	1	333	9	0.333	300	1
30	1	333	9	0.333	300	1
Detection Percentage (%)						100.00

---END---