



AP5620W-RoHS

WIFI Tri-band Mesh RE

User Guide ver.1.3a
8024-00175P

Manufactory : ASKEY Computer corp.

Federal Communication Commission Interference Statement

This equipment has been tested and found to comply with the limits for a **Class B** digital device, pursuant to Part 15 of the FCC Rules. These limits are designed to provide reasonable protection against harmful interference in a residential installation. This equipment generates, uses and can radiate radio frequency energy and, if not installed and used in accordance with the instructions, may cause harmful interference to radio communications. However, there is no guarantee that interference will not occur in a particular installation. If this equipment does cause harmful interference to radio or television reception, which can be determined by turning the equipment off and on, the user is encouraged to try to correct the interference by one or more of the following measures:

Reorient or relocate the receiving antenna.

Increase the separation between the equipment and receiver.

Connect the equipment into an outlet on a circuit different from that to which the receiver is connected.


Consult the dealer or an experienced radio/TV technician for help.

FCC Caution: Any changes or modifications not expressly approved by the party responsible for compliance could void the user's authority to operate this equipment.

This device is restricted to *indoor* use.

FCC Radiation Exposure Statement:

This equipment complies with FCC radiation exposure limits set forth for an uncontrolled environment. This equipment should be installed and operated with minimum **distance 22cm** between the radiator & your body



FCC ID : H8NAP5620W

This device complies with Part 15 of the FCC Rules. Operations is subject to the following two conditions:

- (1) This device may not cause harmful interference,
and
- (2) This device must accept any interference received,
including interference that may cause undesired
operation.



Content

- ▶ Product Features
- ▶ Product Specifications
- ▶ Connection Diagram
- ▶ Setup WIFI Tri-band Mesh RE
- ▶ Package Contents



Product Features

▶ Product Features:

- 1) CPU Quad-core ARM Cortex-A7
- 2) Tri-Band Performance – up to 3Gbps (400Mbps(256QAM) + 867 Mbps +1.733Gbps)
- 3) Support Beamforming for more reliable connections
- 4) Support wireless 802.11a/b/g/n/ac and 1Gigabit LAN Port
- 5) WEP, TKIP, WAPI hardware encryption
- 6) Encryption algorithms AES (128 and 256 bit key support)
- 7) CBC/ECB mode both for AES and DES/3DES
- 8) WPS button for pairing, WPS with LED indicator



Product Specifications



- ▶ NAND FLASH 128MB / DDR3 SDRAM 256MB
- ▶ Wireless Frequency :
 - 2.4 GHz: 2.400 GHz ~ 2.4835 GHz
 - 5GHz(Low Band) : 5.15GHz ~ 5.25GHz
 - 5GHz(High Band) : 5.725GHz ~ 5.850GHz
- ▶ Operating Temperature: 0 ~ 40 degree C
- ▶ Dimension: W 70 x H 41.5 x D 105 mm
- ▶ Operating Voltage: AC100-240V~ 50-60Hz
- ▶ Maximum Operating Range: Up to 20 m*

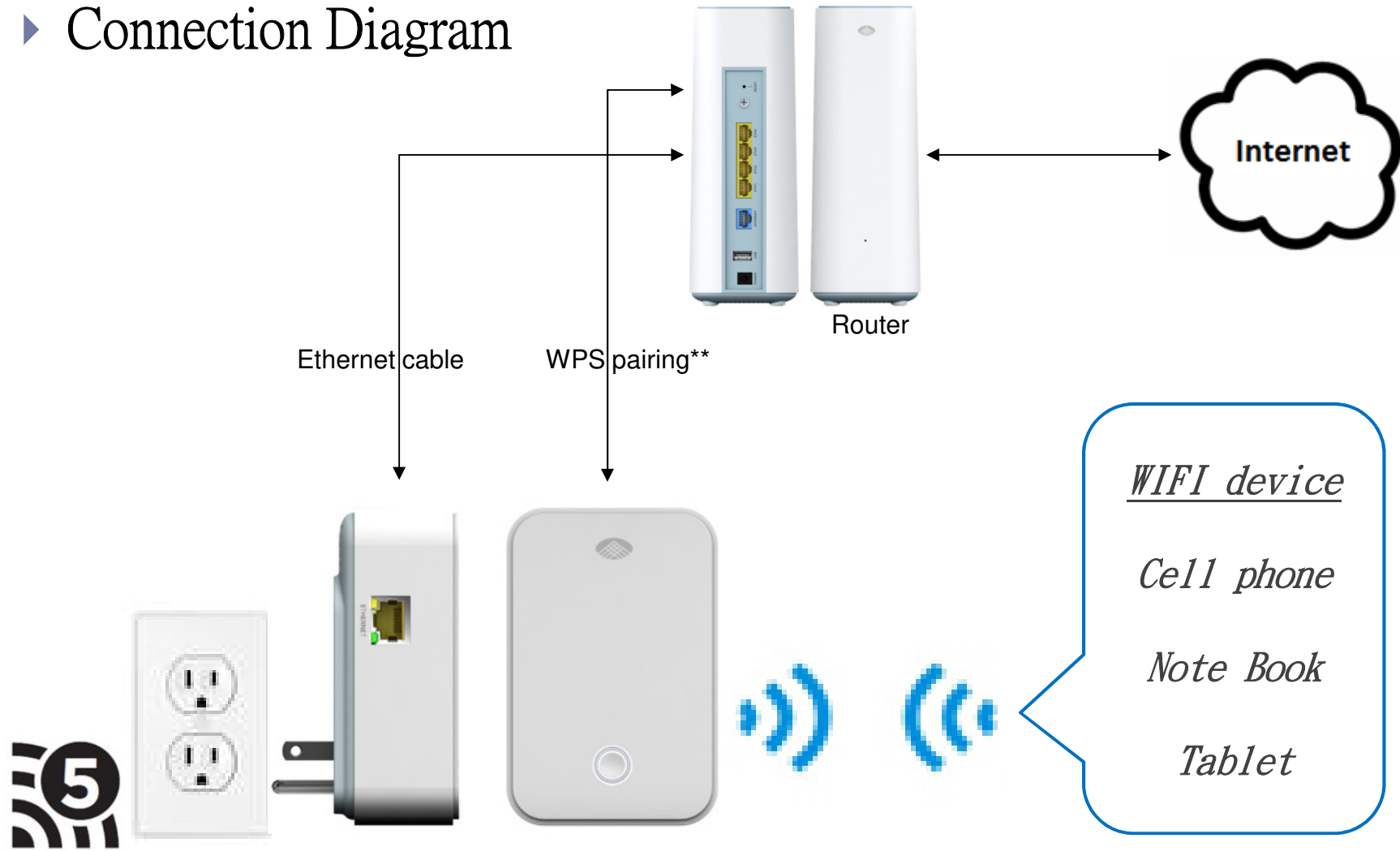
*Wireless performance may vary depending on the WIFI environment.

- ▶ (A) WPS Button
WPS button for pairing .
- ▶ (B) Ethernet port
connected with Router.
- ▶ (c) AC plug
connected with US wall outlet.



Connection Diagram

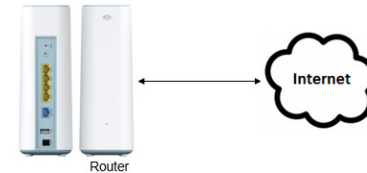
▶ Connection Diagram



**only support RT4230 for WPS pairing

Setup WIFI Tri-band Mesh RE

- 1) Configure your 11ac router to Internet



- 2) Plug the WIFI Mesh RE into an electric wall outlet. Wait the Red LED to illuminate for 5sec.



- 3) Press the WPS on the WIFI Mesh RE, then press the WPS on the router for pairing



- 4) Wait for the WIFI Mesh RE's LED to turn blue. This indicates the Mesh Range Extender is working.



**only support RT4230 for WPS pairing

Package list

▶ Contents:

1. WIFI Tri-band Mesh RE *1pcs
2. Ethernet Cable *1pcs
3. Gift box



Product Box / Ethernet Cable



Inner partition



Device / PE bag

