

1. Photographs of Conducted Emissions Test Configuration

Non-Beamforming


Front view



Side view



Under table view





Beamforming

Front view



Side view







2. Photographs of Radiated Emissions Test Configuration

For radiated emissions 30MHz~1GHz

Front view




Rear view




For radiated emissions above 1GHz

Front view



Rear view



————THE END————