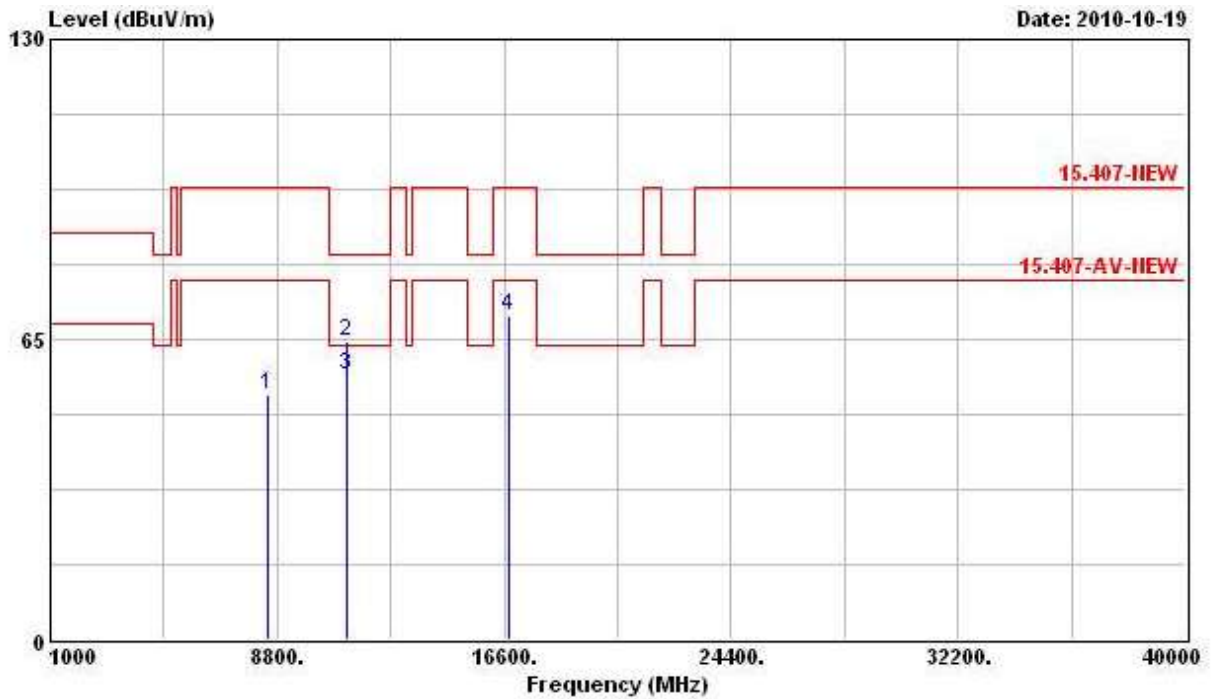


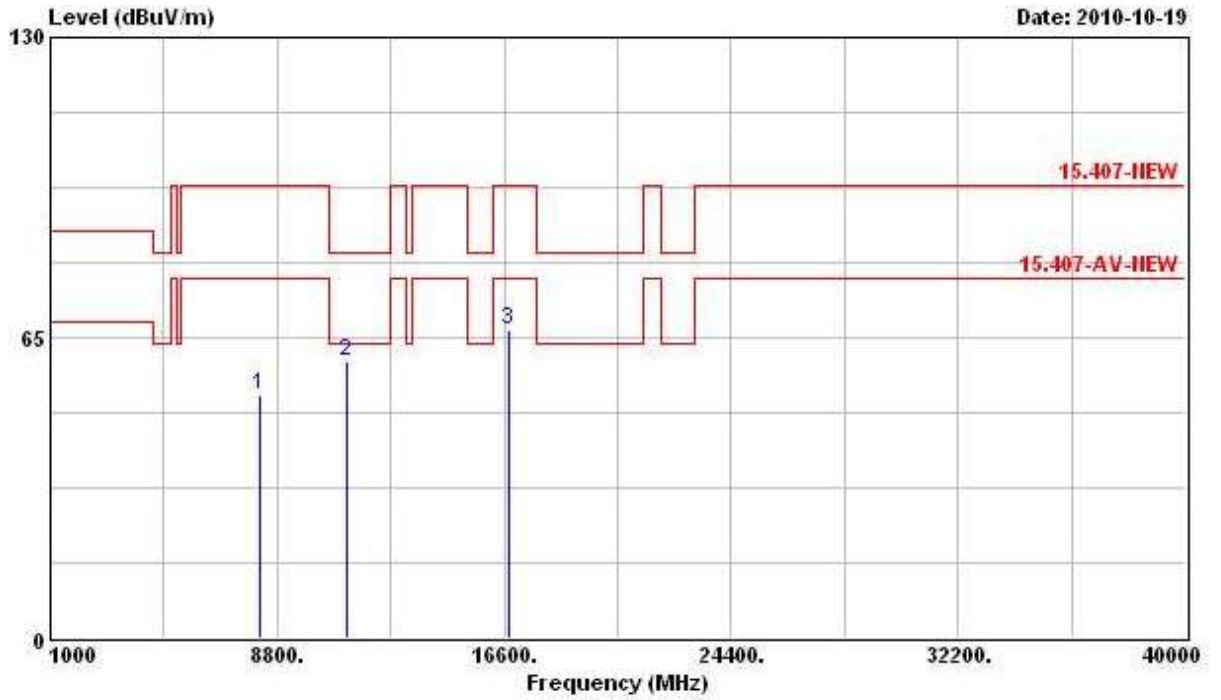
| | | | |
|------------------------|---------------|----------------------|-----------------|
| Final Test Date | Oct. 19, 2010 | Test Site No. | 03CH03-HY |
| Temperature | 26.3°C | Humidity | 61% |
| Test Engineer | Eddie | Configuration | 802.11a Ch. 116 |

Horizontal



| | Freq | Level | Over Limit | Limit Line | ReadAntenna Level | Antenna Factor | Cable Loss | Preamp Factor | Remark |
|-----|-----------|--------|------------|------------|-------------------|----------------|------------|---------------|---------|
| | MHz | dBuV/m | dB | dBuV/m | dBuV | dB/m | dB | dB | |
| 1 | 8450.000 | 52.84 | -25.00 | 77.84 | 42.40 | 38.14 | 5.36 | 33.05 | PK |
| 2 | 11160.000 | 64.48 | -19.06 | 83.54 | 51.51 | 39.43 | 6.15 | 32.61 | PEAK |
| 3 @ | 11160.000 | 57.38 | -6.16 | 63.54 | 44.41 | 39.43 | 6.15 | 32.61 | Average |
| 4 | 16748.000 | 70.23 | -27.61 | 97.84 | 54.80 | 39.85 | 7.51 | 31.93 | PEAK |

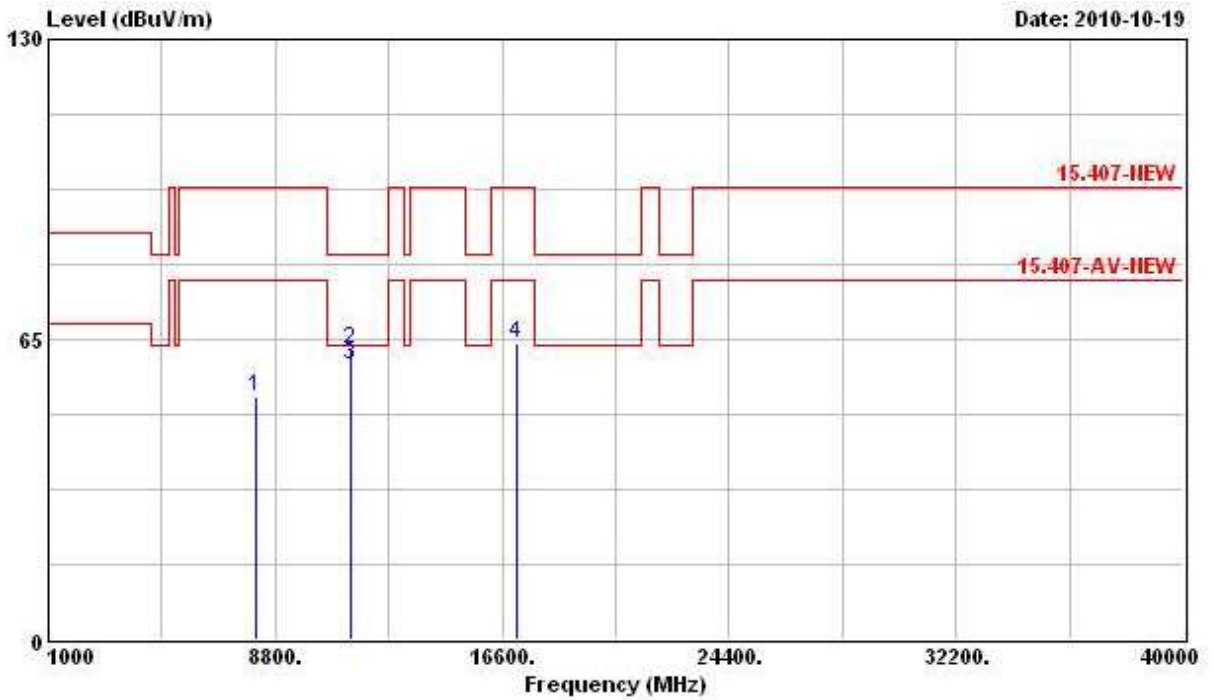
Vertical



| | Freq | Level | Over Limit | Limit Line | ReadAntenna Level | Antenna Factor | Cable Loss | Preamp Factor | Remark |
|---|-----------|--------|------------|------------|-------------------|----------------|------------|---------------|--------|
| | MHz | dBuV/m | dB | dBuV/m | dBuV | dB/m | dB | dB | |
| 1 | 8180.000 | 52.48 | -25.36 | 77.84 | 42.40 | 37.81 | 5.32 | 33.05 | PK |
| 2 | 11160.000 | 59.79 | -3.75 | 63.54 | 46.82 | 39.43 | 6.15 | 32.61 | PK |
| 3 | 16748.000 | 66.70 | -31.14 | 97.84 | 51.27 | 39.85 | 7.51 | 31.93 | PEAK |

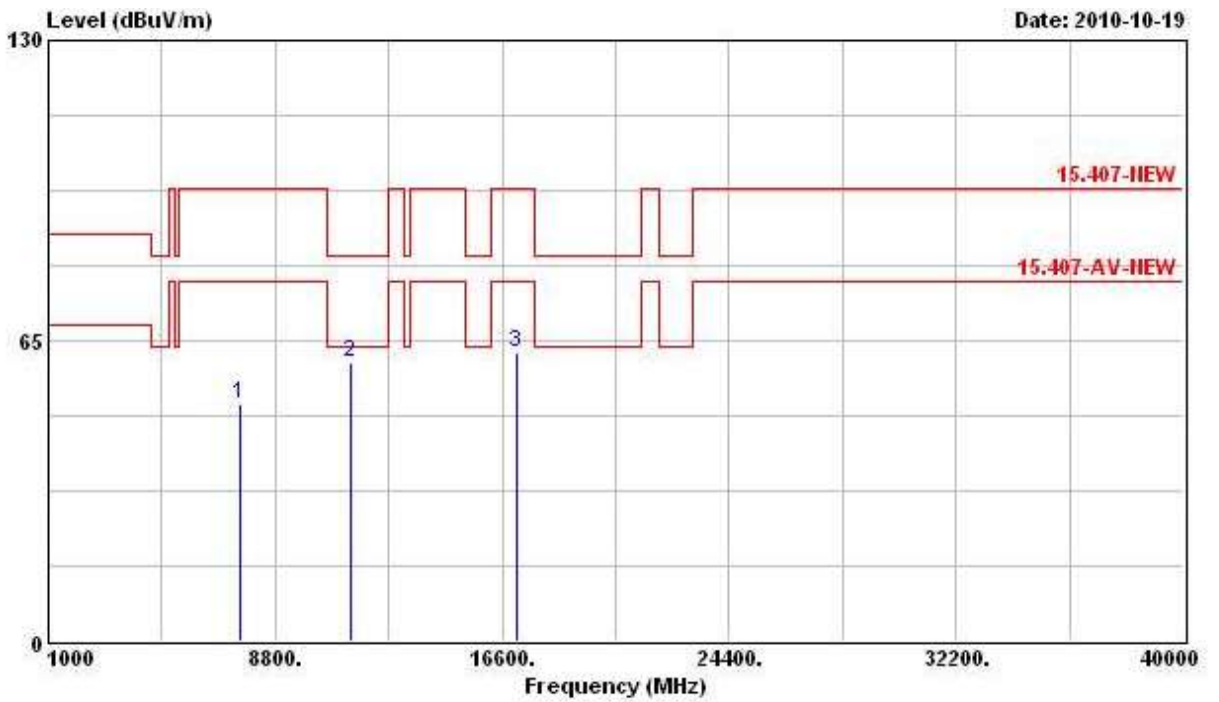
| | | | |
|-----------------|---------------|---------------|-----------------|
| Final Test Date | Oct. 19, 2010 | Test Site No. | 03CH03-HY |
| Temperature | 26.3°C | Humidity | 61% |
| Test Engineer | Eddie | Configuration | 802.11a Ch. 140 |

Horizontal



| | Freq | Level | Over Limit | Limit Line | ReadAntenna Level | Antenna Factor | Cable Loss | Preamp Factor | Remark |
|-----|-----------|--------|------------|------------|-------------------|----------------|------------|---------------|---------|
| | MHz | dBuV/m | dB | dBuV/m | dBuV | dB/m | dB | dB | |
| 1 | 8124.000 | 52.52 | -25.32 | 77.84 | 42.51 | 37.74 | 5.32 | 33.05 | PK |
| 2 | 11400.000 | 63.03 | -20.51 | 83.54 | 49.83 | 39.76 | 6.03 | 32.59 | PEAK |
| 3 @ | 11400.000 | 59.30 | -4.24 | 63.54 | 46.10 | 39.76 | 6.03 | 32.59 | Average |
| 4 | 17100.000 | 64.19 | -33.65 | 97.84 | 46.21 | 42.24 | 7.40 | 31.66 | PEAK |

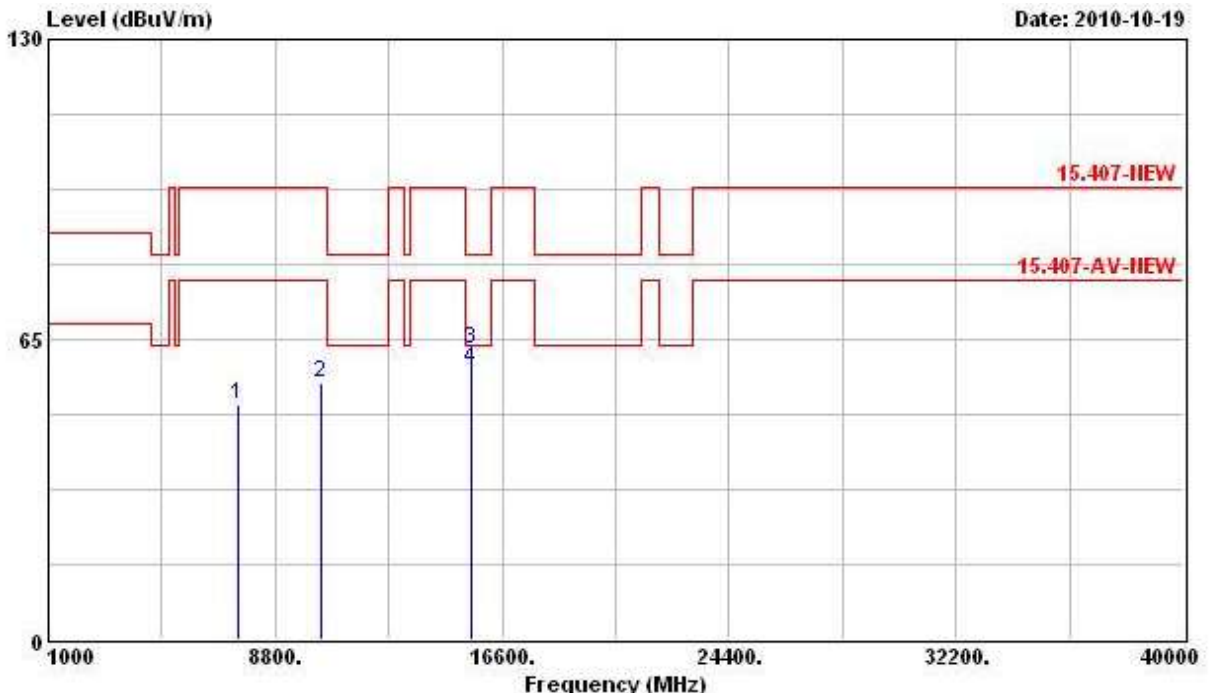
Vertical



| | Freq | Level | Over Limit | Limit Line | ReadAntenna Level | Antenna Factor | Cable Loss | Preamp Factor | Remark |
|---|-----------|--------|------------|------------|-------------------|----------------|------------|---------------|--------|
| | MHz | dBuV/m | dB | dBuV/m | dBuV | dB/m | dB | dB | |
| 1 | 7596.000 | 51.32 | -26.52 | 77.84 | 42.22 | 37.12 | 4.96 | 32.98 | PK |
| 2 | 11400.000 | 60.13 | -3.41 | 63.54 | 46.93 | 39.76 | 6.03 | 32.59 | PK |
| 3 | 17100.000 | 62.55 | -35.29 | 97.84 | 44.58 | 42.24 | 7.40 | 31.66 | PEAK |

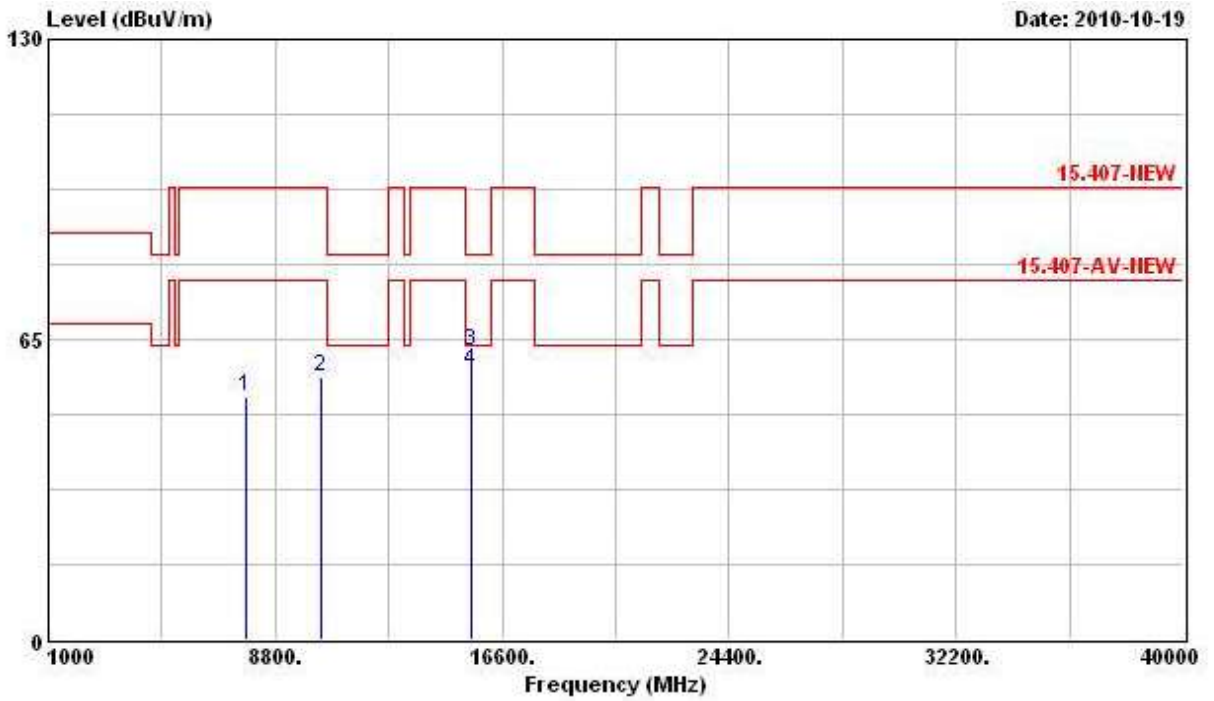
| | | | |
|-----------------|---------------|---------------|------------------------|
| Final Test Date | Oct. 19, 2010 | Test Site No. | 03CH03-HY |
| Temperature | 26.3°C | Humidity | 61% |
| Test Engineer | Eddie | Configuration | 802.11n Ch. 36 (20MHz) |

Horizontal



| | Freq | Level | Over Limit | Limit Line | ReadAntenna Level | Antenna Factor | Cable Loss | Preamp Factor | Remark |
|---|-----------|--------|------------|------------|-------------------|----------------|------------|---------------|---------|
| | MHz | dBuV/m | dB | dBuV/m | dBuV | dB/m | dB | dB | |
| 1 | 7552.000 | 50.91 | -26.93 | 77.84 | 41.90 | 37.06 | 4.93 | 32.97 | PK |
| 2 | 10360.000 | 55.45 | -42.39 | 97.84 | 43.16 | 39.55 | 5.75 | 33.02 | PEAK |
| 3 | 15540.000 | 62.78 | -20.76 | 83.54 | 49.53 | 38.44 | 7.28 | 32.47 | PEAK |
| 4 | 15540.000 | 58.48 | -5.06 | 63.54 | 45.23 | 38.44 | 7.28 | 32.47 | Average |

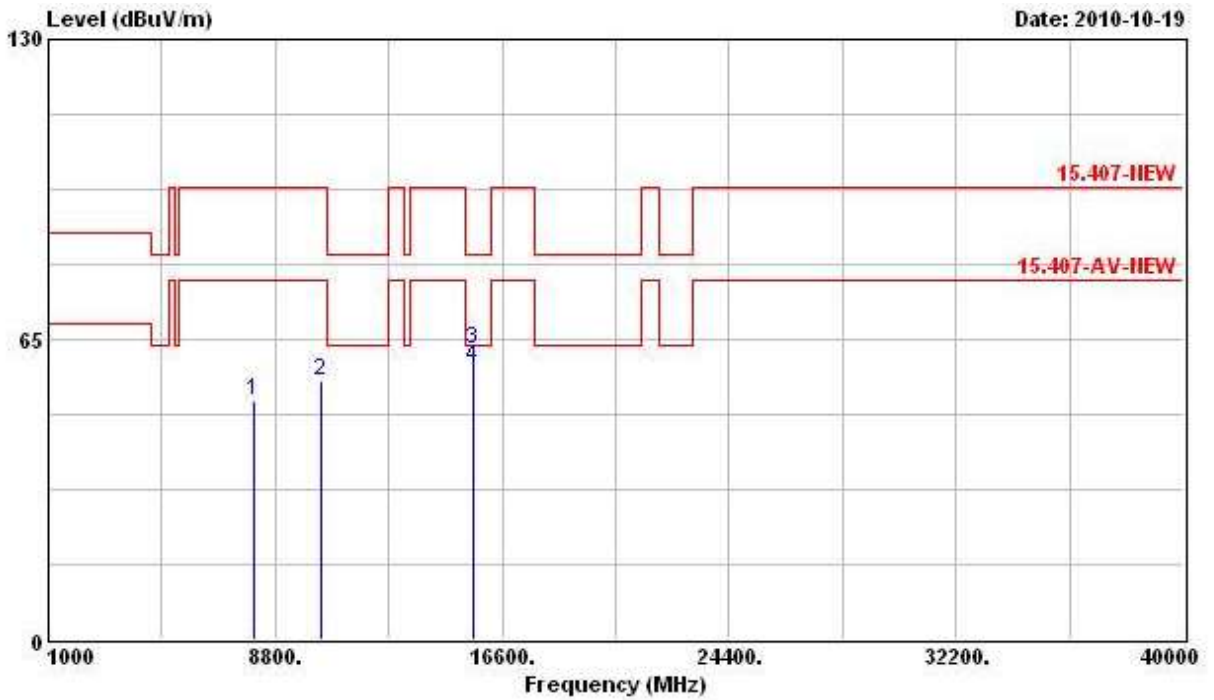
Vertical



| | Freq | Level | Over Limit | Limit Line | ReadAntenna Level | Antenna Factor | Cable Loss | Preamp Factor | Remark |
|-----|-----------|--------|------------|------------|-------------------|----------------|------------|---------------|---------|
| | MHz | dBuV/m | dB | dBuV/m | dBuV | dB/m | dB | dB | |
| 1 | 7822.000 | 52.61 | -45.23 | 97.84 | 43.10 | 37.38 | 5.14 | 33.02 | PEAK |
| 2 | 10364.000 | 56.70 | -41.14 | 97.84 | 44.41 | 39.55 | 5.75 | 33.02 | PEAK |
| 3 | 15540.000 | 62.25 | -21.29 | 83.54 | 49.00 | 38.44 | 7.28 | 32.47 | PEAK |
| 4 @ | 15540.000 | 57.95 | -5.59 | 63.54 | 44.70 | 38.44 | 7.28 | 32.47 | Average |

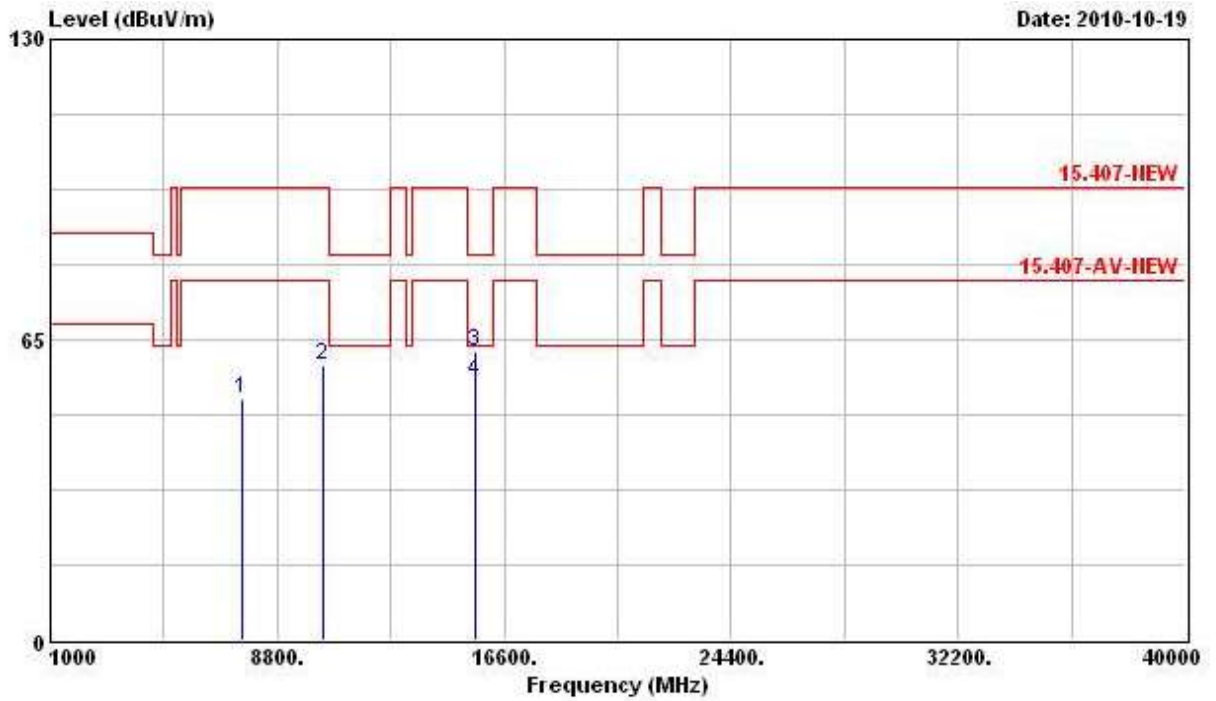
| | | | |
|------------------------|---------------|----------------------|------------------------|
| Final Test Date | Oct. 19, 2010 | Test Site No. | 03CH03-HY |
| Temperature | 26.3°C | Humidity | 61% |
| Test Engineer | Eddie | Configuration | 802.11n Ch. 40 (20MHz) |

Horizontal



| | Freq | Level | Over Limit | Limit Line | ReadAntenna Level | Antenna Factor | Cable Loss | Preamp Factor | Remark |
|---|-----------|--------|------------|------------|-------------------|----------------|------------|---------------|---------|
| | MHz | dBuV/m | dB | dBuV/m | dBuV | dB/m | dB | dB | |
| 1 | 8078.000 | 51.87 | -25.97 | 77.84 | 41.92 | 37.68 | 5.31 | 33.05 | PK |
| 2 | 10400.000 | 55.91 | -41.93 | 97.84 | 43.58 | 39.54 | 5.77 | 32.98 | PEAK |
| 3 | 15604.000 | 63.02 | -20.52 | 83.54 | 49.86 | 38.33 | 7.33 | 32.50 | PEAK |
| 4 | 15604.000 | 58.82 | -4.72 | 63.54 | 45.65 | 38.33 | 7.33 | 32.50 | Average |

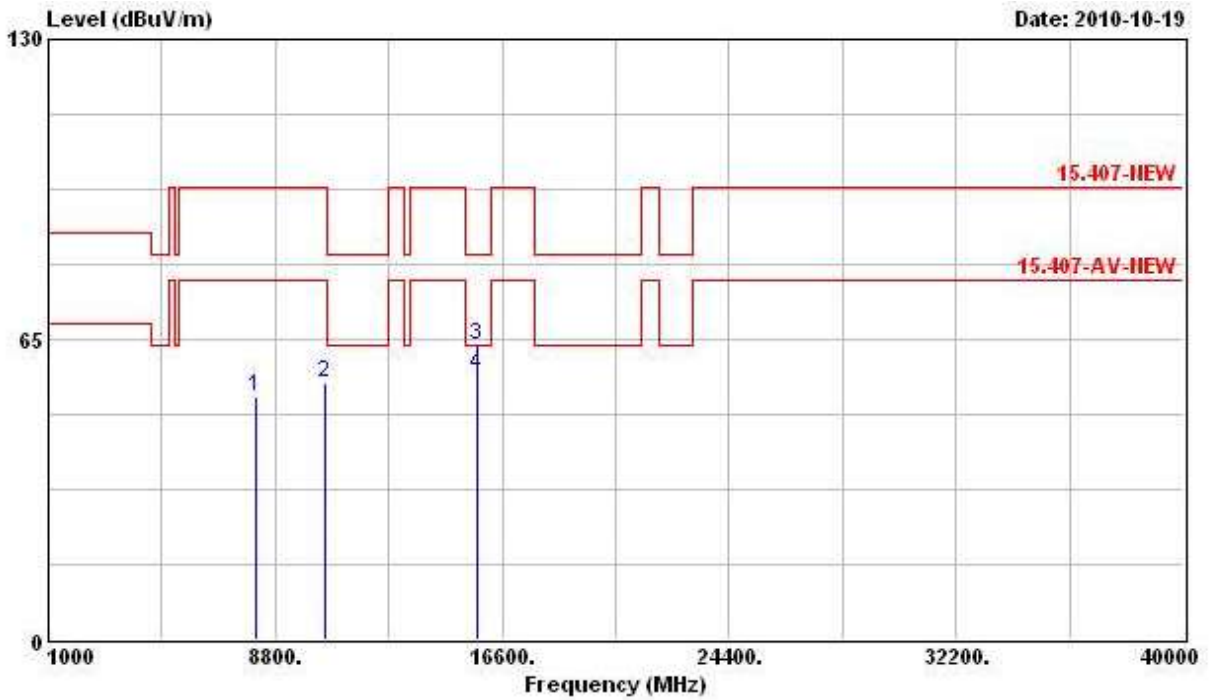
Vertical



| | Freq | Level | Over Limit | Limit Line | ReadAntenna Level | Antenna Factor | Cable Loss | Preamp Factor | Remark |
|---|-----------|--------|------------|------------|-------------------|----------------|------------|---------------|---------|
| | MHz | dBuV/m | dB | dBuV/m | dBuV | dB/m | dB | dB | |
| 1 | 7594.000 | 52.01 | -25.83 | 77.84 | 42.91 | 37.12 | 4.96 | 32.98 | PK |
| 2 | 10402.000 | 59.32 | -38.52 | 97.84 | 46.99 | 39.54 | 5.77 | 32.98 | PEAK |
| 3 | 15604.000 | 62.49 | -21.05 | 83.54 | 49.33 | 38.33 | 7.33 | 32.50 | PEAK |
| 4 | 15604.000 | 55.99 | -7.55 | 63.54 | 42.82 | 38.33 | 7.33 | 32.50 | Average |

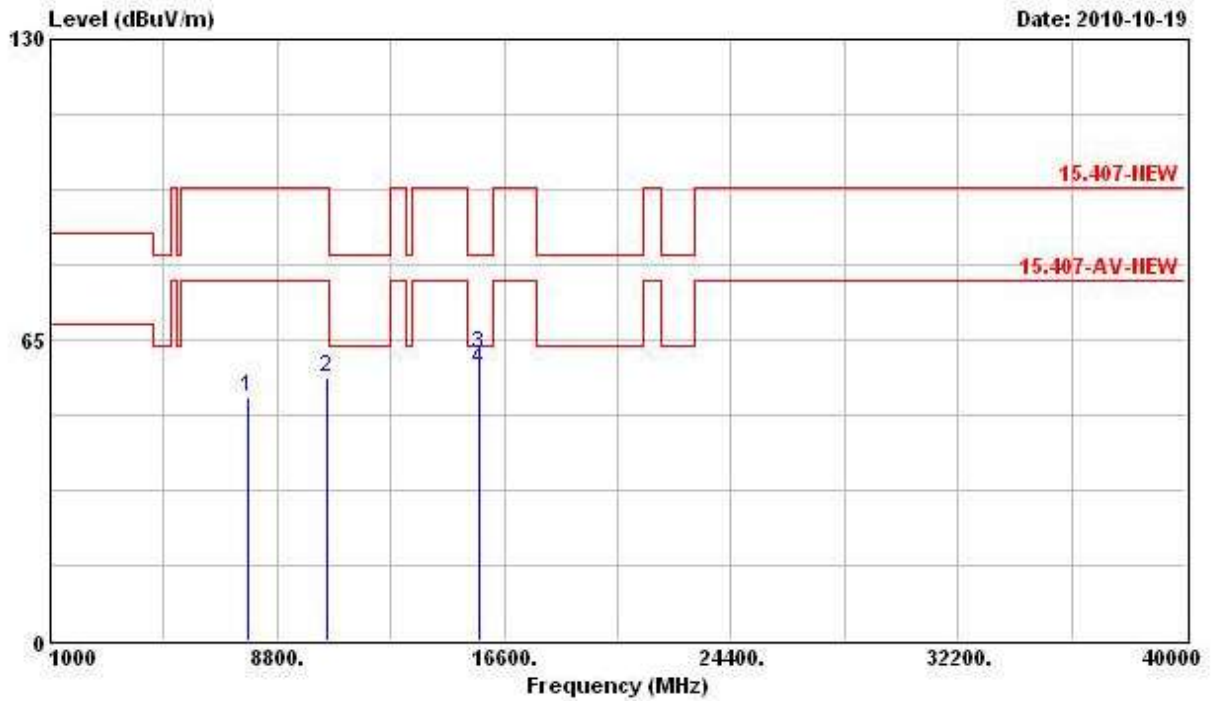
| | | | |
|-----------------|---------------|---------------|------------------------|
| Final Test Date | Oct. 19, 2010 | Test Site No. | 03CH03-HY |
| Temperature | 26.3°C | Humidity | 61% |
| Test Engineer | Eddie | Configuration | 802.11n Ch. 48 (20MHz) |

Horizontal



| | Freq | Level | Over Limit | Limit Line | ReadAntenna Level | Antenna Factor | Cable Loss | Preamp Factor | Remark |
|---|-----------|--------|------------|------------|-------------------|----------------|------------|---------------|---------|
| | MHz | dBuV/m | dB | dBuV/m | dBuV | dB/m | dB | dB | |
| 1 | 8158.000 | 52.78 | -25.06 | 77.84 | 42.72 | 37.79 | 5.32 | 33.05 | PK |
| 2 | 10480.000 | 55.42 | -42.42 | 97.84 | 43.03 | 39.51 | 5.80 | 32.91 | PEAK |
| 3 | 15720.000 | 63.89 | -19.65 | 83.54 | 50.88 | 38.14 | 7.42 | 32.54 | PEAK |
| 4 | 15720.000 | 57.19 | -6.35 | 63.54 | 44.17 | 38.14 | 7.42 | 32.54 | Average |

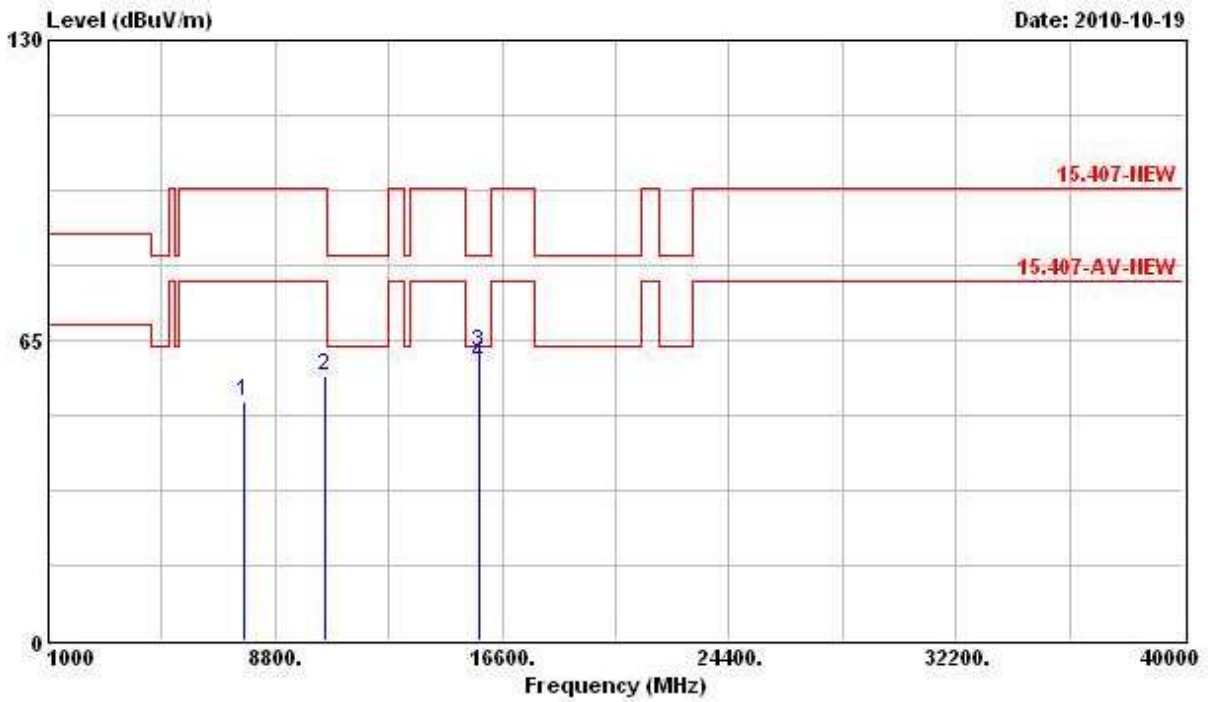
Vertical



| | Freq | Level | Over Limit | Limit Line | ReadAntenna Level | Antenna Factor | Cable Loss | Preamp Factor | Remark |
|---|-----------|--------|------------|------------|-------------------|----------------|------------|---------------|---------|
| | MHz | dBuV/m | dB | dBuV/m | dBuV | dB/m | dB | dB | |
| 1 | 7816.000 | 52.72 | -45.12 | 97.84 | 43.21 | 37.38 | 5.14 | 33.01 | PEAK |
| 2 | 10480.000 | 56.97 | -40.87 | 97.84 | 44.57 | 39.51 | 5.80 | 32.91 | PEAK |
| 3 | 15720.000 | 62.20 | -21.34 | 83.54 | 49.18 | 38.14 | 7.42 | 32.54 | PEAK |
| 4 | 15720.000 | 58.71 | -4.83 | 63.54 | 45.69 | 38.14 | 7.42 | 32.54 | Average |

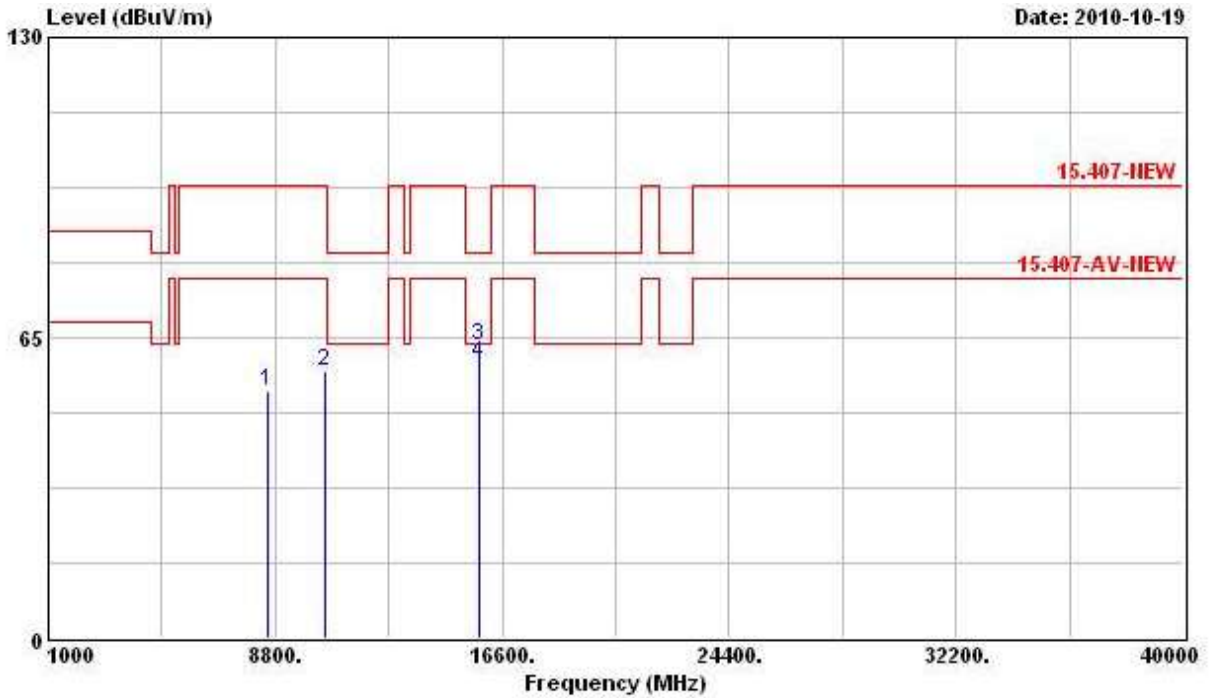
| | | | |
|-----------------|---------------|---------------|------------------------|
| Final Test Date | Oct. 19, 2010 | Test Site No. | 03CH03-HY |
| Temperature | 26.3°C | Humidity | 61% |
| Test Engineer | Eddie | Configuration | 802.11n Ch. 52 (20MHz) |

Horizontal



| | Freq | Level | Over Limit | Limit Line | ReadAntenna Level | Antenna Factor | Cable Loss | Preamp Factor | Remark |
|---|-----------|--------|------------|------------|-------------------|----------------|------------|---------------|---------|
| | MHz | dBuV/m | dB | dBuV/m | dBuV | dB/m | dB | dB | |
| 1 | 7756.000 | 51.88 | -45.96 | 97.84 | 42.50 | 37.30 | 5.08 | 33.01 | PEAK |
| 2 | 10520.000 | 57.15 | -40.69 | 97.84 | 44.73 | 39.49 | 5.81 | 32.89 | PEAK |
| 3 | 15784.000 | 62.52 | -21.02 | 83.54 | 49.62 | 38.03 | 7.44 | 32.57 | PEAK |
| 4 | 15784.000 | 59.84 | -3.70 | 63.54 | 46.94 | 38.03 | 7.44 | 32.57 | Average |

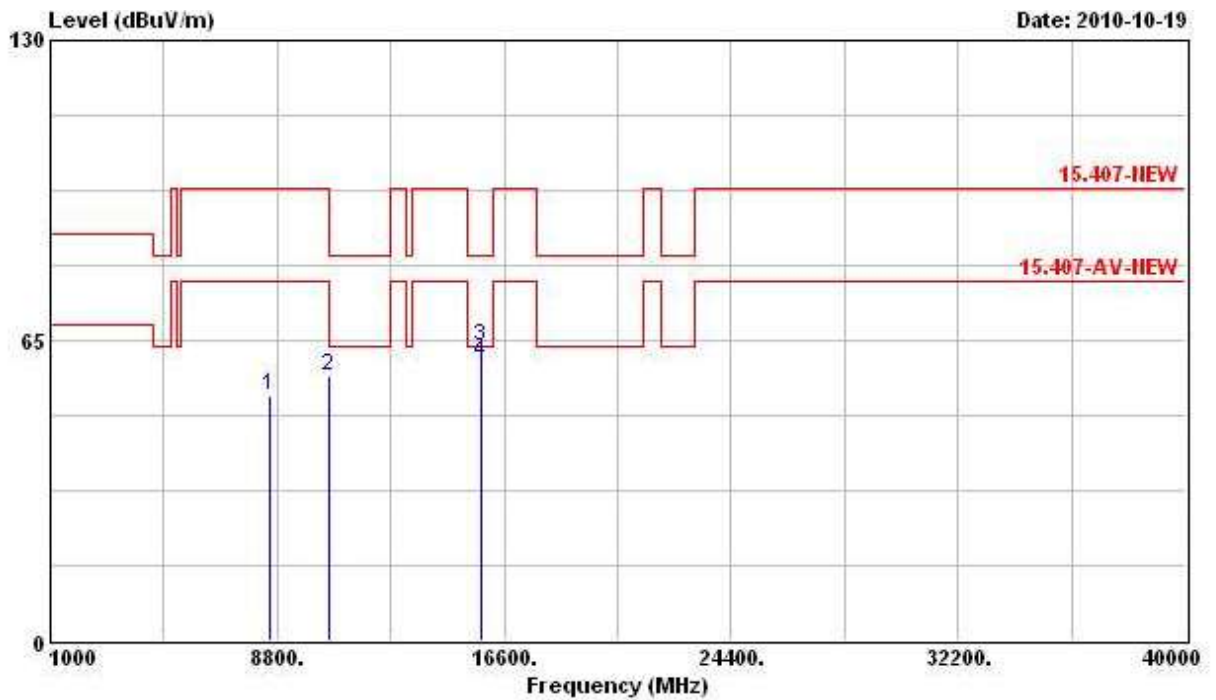
Vertical



| | Freq | Level | Over Limit | Limit Line | ReadAntenna Level | Antenna Factor | Cable Loss | Preamp Factor | Remark |
|-----|-----------|--------|------------|------------|-------------------|----------------|------------|---------------|---------|
| | MHz | dBuV/m | dB | dBuV/m | dBuV | dB/m | dB | dB | |
| 1 | 8540.000 | 53.54 | -44.30 | 97.84 | 43.02 | 38.24 | 5.35 | 33.07 | PEAK |
| 2 | 10520.000 | 57.94 | -39.90 | 97.84 | 45.53 | 39.49 | 5.81 | 32.89 | PEAK |
| 3 | 15784.000 | 63.21 | -20.33 | 83.54 | 50.30 | 38.03 | 7.44 | 32.57 | PEAK |
| 4 @ | 15784.000 | 59.61 | -3.93 | 63.54 | 46.71 | 38.03 | 7.44 | 32.57 | Average |

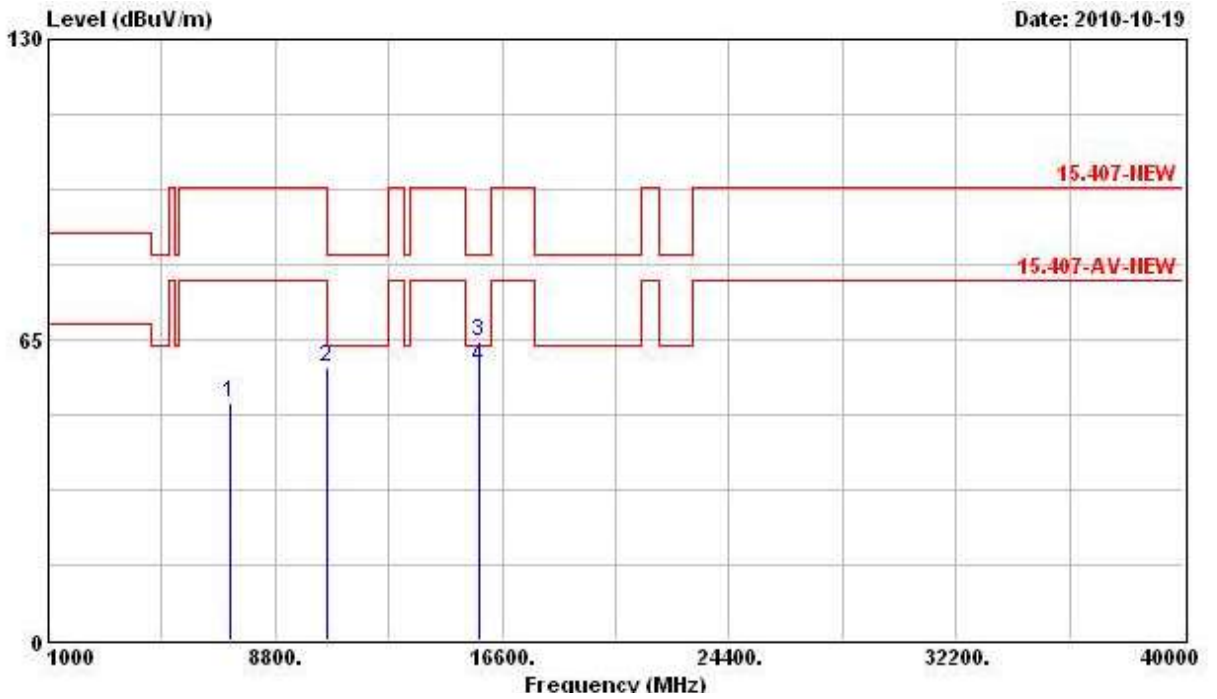
| | | | |
|-----------------|---------------|---------------|------------------------|
| Final Test Date | Oct. 19, 2010 | Test Site No. | 03CH03-HY |
| Temperature | 26.3°C | Humidity | 61% |
| Test Engineer | Eddie | Configuration | 802.11n Ch. 56 (20MHz) |

Horizontal



| | Freq | Level | Over Limit | Limit Line | ReadAntenna Level | Antenna Factor | Cable Loss | Preamp Factor | Remark |
|-----|-----------|--------|------------|------------|-------------------|----------------|------------|---------------|---------|
| | MHz | dBuV/m | dB | dBuV/m | dBuV | dB/m | dB | dB | |
| 1 | 8544.000 | 53.21 | -44.63 | 97.84 | 42.69 | 38.24 | 5.35 | 33.07 | PEAK |
| 2 | 10560.000 | 57.10 | -40.74 | 97.84 | 44.65 | 39.47 | 5.84 | 32.86 | PEAK |
| 3 | 15840.000 | 63.83 | -19.71 | 83.54 | 50.97 | 37.95 | 7.50 | 32.59 | PEAK |
| 4 @ | 15840.000 | 60.15 | -3.39 | 63.54 | 47.29 | 37.95 | 7.50 | 32.59 | Average |

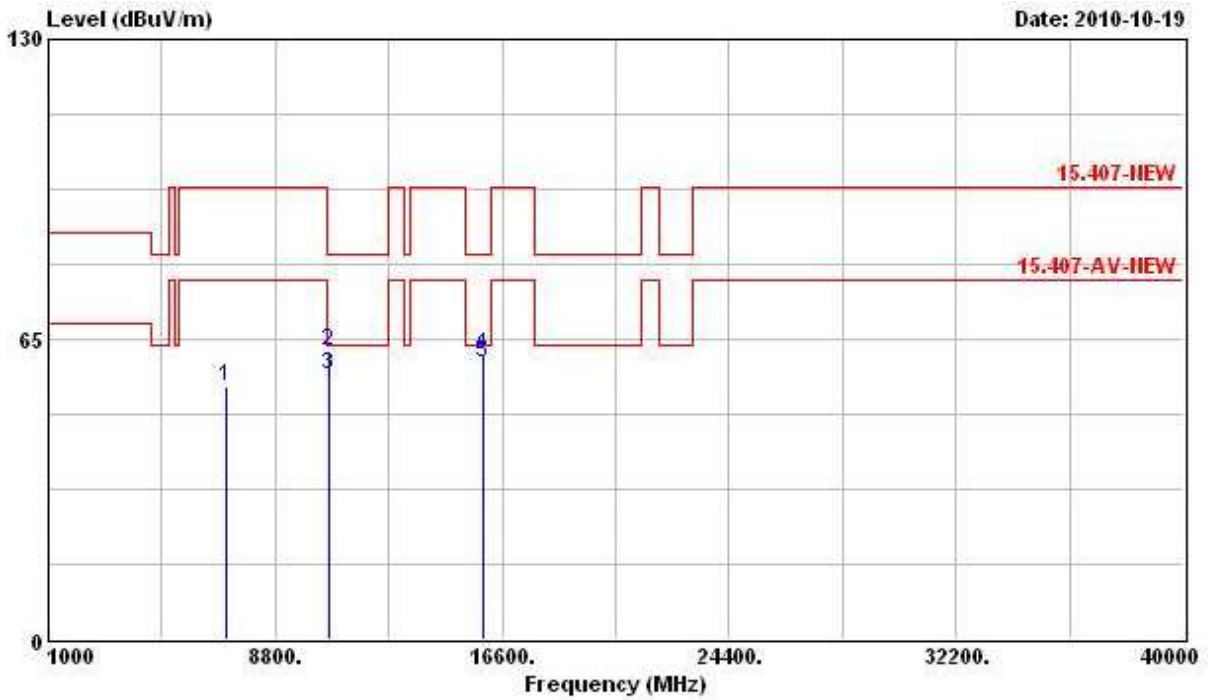
Vertical



| | Freq | Level | Over Limit | Limit Line | ReadAntenna Level | Antenna Factor | Cable Loss | Preamp Factor | Remark |
|-----|-----------|--------|------------|------------|-------------------|----------------|------------|---------------|---------|
| | MHz | dBuV/m | dB | dBuV/m | dBuV | dB/m | dB | dB | |
| 1 | 7270.000 | 51.31 | -26.53 | 77.84 | 43.01 | 36.60 | 4.60 | 32.89 | PK |
| 2 | 10560.000 | 59.17 | -38.67 | 97.84 | 46.72 | 39.47 | 5.84 | 32.86 | PEAK |
| 3 | 15840.000 | 64.38 | -19.16 | 83.54 | 51.52 | 37.95 | 7.50 | 32.59 | PEAK |
| 4 @ | 15840.000 | 59.08 | -4.46 | 63.54 | 46.22 | 37.95 | 7.50 | 32.59 | Average |

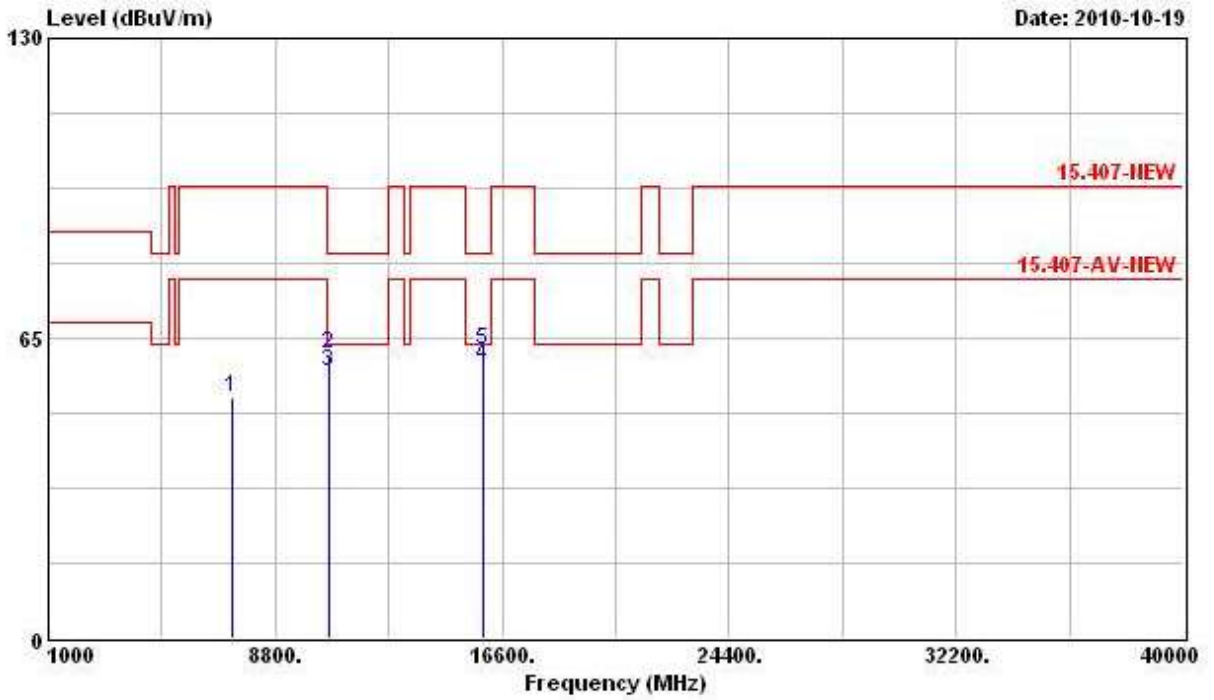
| | | | |
|-----------------|---------------|---------------|------------------------|
| Final Test Date | Oct. 19, 2010 | Test Site No. | 03CH03-HY |
| Temperature | 26.3°C | Humidity | 61% |
| Test Engineer | Eddie | Configuration | 802.11n Ch. 64 (20MHz) |

Horizontal



| | Freq | Level | Over Limit | Limit Line | ReadAntenna Level | Antenna Factor | Cable Loss | Preamp Factor | Remark |
|-----|-----------|--------|------------|------------|-------------------|----------------|------------|---------------|---------|
| | MHz | dBuV/m | dB | dBuV/m | dBuV | dB/m | dB | dB | |
| 1 | 7090.000 | 54.71 | -43.13 | 97.84 | 46.94 | 36.26 | 4.36 | 32.84 | PEAK |
| 2 | 10640.000 | 62.56 | -20.98 | 83.54 | 50.06 | 39.42 | 5.91 | 32.82 | PEAK |
| 3 @ | 10640.000 | 57.38 | -6.16 | 63.54 | 44.87 | 39.42 | 5.91 | 32.82 | Average |
| 4 | 15964.000 | 61.55 | -21.99 | 83.54 | 48.85 | 37.76 | 7.58 | 32.64 | PEAK |
| 5 @ | 15964.000 | 60.04 | -3.50 | 63.54 | 47.34 | 37.76 | 7.58 | 32.64 | Average |

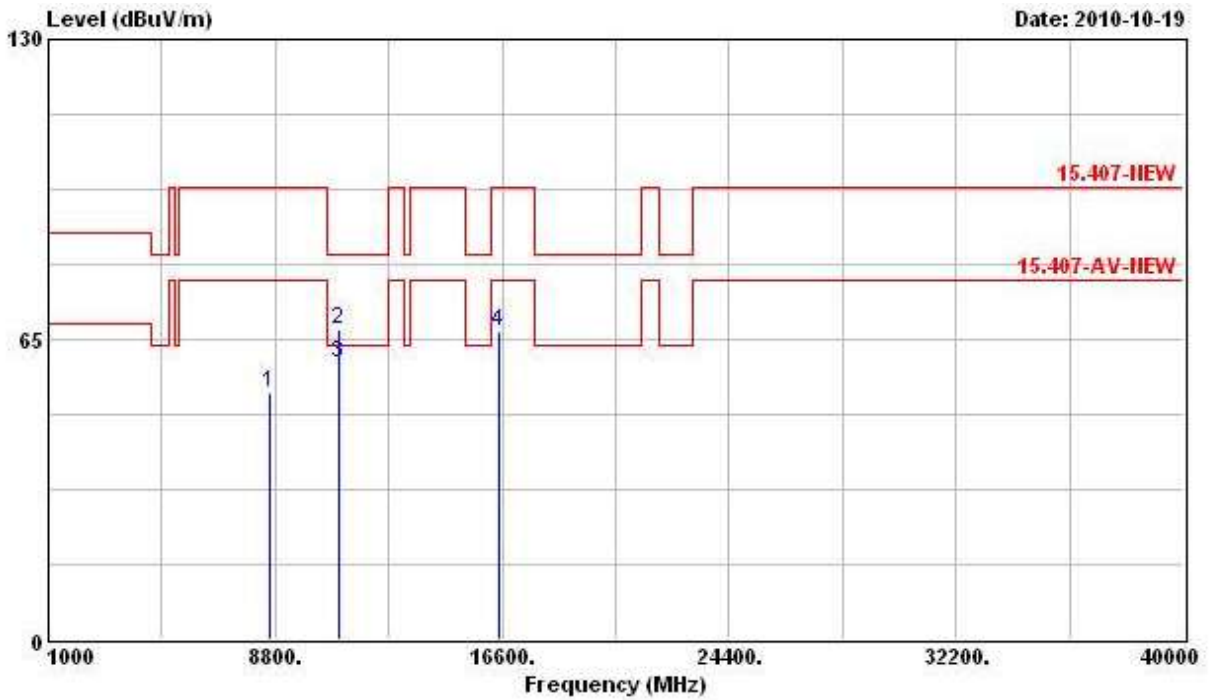
Vertical



| | Freq | Level | Over Limit | Limit Line | ReadAntenna Level | Antenna Factor | Cable Loss | Preamp Factor | Remark |
|-----|-----------|--------|------------|------------|-------------------|----------------|------------|---------------|---------|
| | MHz | dBuV/m | dB | dBuV/m | dBuV | dB/m | dB | dB | |
| 1 | 7342.000 | 52.29 | -25.55 | 77.84 | 43.79 | 36.72 | 4.70 | 32.92 | PK |
| 2 | 10640.000 | 61.63 | -21.91 | 83.54 | 49.13 | 39.42 | 5.91 | 32.82 | PEAK |
| 3 @ | 10640.000 | 57.66 | -5.88 | 63.54 | 45.15 | 39.42 | 5.91 | 32.82 | Average |
| 4 @ | 15960.000 | 58.97 | -4.57 | 63.54 | 46.27 | 37.76 | 7.58 | 32.64 | Average |
| 5 | 15960.000 | 62.54 | -21.00 | 83.54 | 49.84 | 37.76 | 7.58 | 32.64 | PEAK |

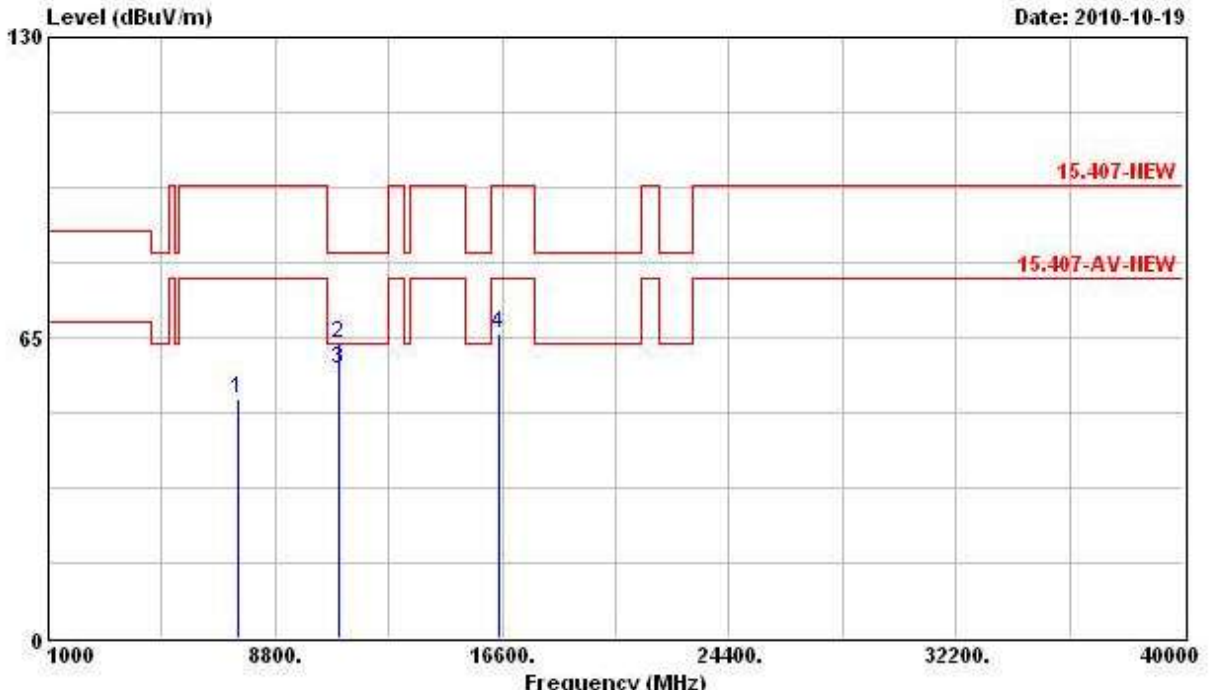
| | | | |
|-----------------|---------------|---------------|-------------------------|
| Final Test Date | Oct. 19, 2010 | Test Site No. | 03CH03-HY |
| Temperature | 26.3°C | Humidity | 61% |
| Test Engineer | Eddie | Configuration | 802.11n Ch. 100 (20MHz) |

Horizontal



| | Freq | Level | Over Limit | Limit Line | ReadAntenna Level | Antenna Factor | Cable Loss | Preamp Factor | Remark |
|-----|-----------|--------|------------|------------|-------------------|----------------|------------|---------------|---------|
| | MHz | dBuV/m | dB | dBuV/m | dBuV | dB/m | dB | dB | |
| 1 | 8612.000 | 53.37 | -44.47 | 97.84 | 42.84 | 38.29 | 5.33 | 33.09 | PEAK |
| 2 | 11000.000 | 67.16 | -16.38 | 83.54 | 54.36 | 39.20 | 6.23 | 32.62 | PEAK |
| 3 @ | 11000.000 | 60.06 | -3.48 | 63.54 | 47.25 | 39.20 | 6.23 | 32.62 | Average |
| 4 | 16500.000 | 66.59 | -31.25 | 97.84 | 52.75 | 38.50 | 7.60 | 32.26 | PEAK |

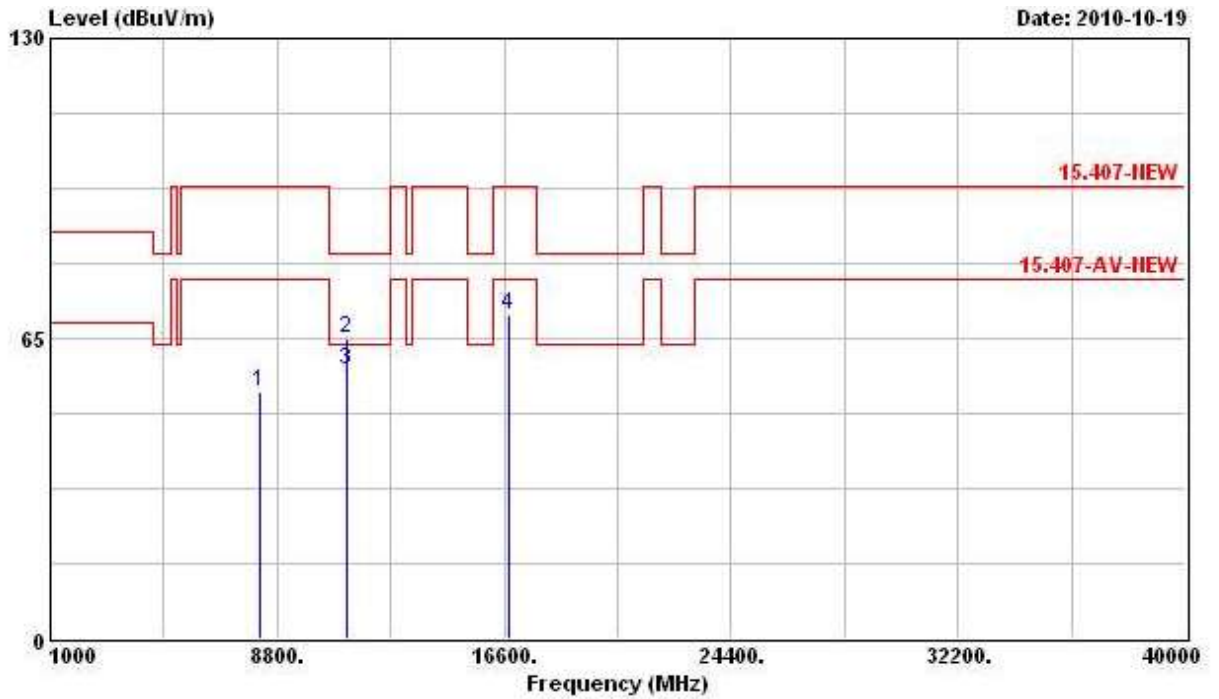
Vertical



| | Freq | Level | Over Limit | Limit Line | ReadAntenna Level | Antenna Factor | Cable Loss | Preamp Factor | Remark |
|-----|-----------|--------|------------|------------|-------------------|----------------|------------|---------------|---------|
| | MHz | dBuV/m | dB | dBuV/m | dBuV | dB/m | dB | dB | |
| 1 | 7520.000 | 51.90 | -25.94 | 77.84 | 42.93 | 37.04 | 4.89 | 32.96 | PK |
| 2 | 11000.000 | 63.68 | -19.86 | 83.54 | 50.88 | 39.20 | 6.23 | 32.62 | PEAK |
| 3 @ | 11000.000 | 58.14 | -5.40 | 63.54 | 45.33 | 39.20 | 6.23 | 32.62 | Average |
| 4 | 16500.000 | 65.71 | -32.13 | 97.84 | 51.87 | 38.50 | 7.60 | 32.26 | PEAK |

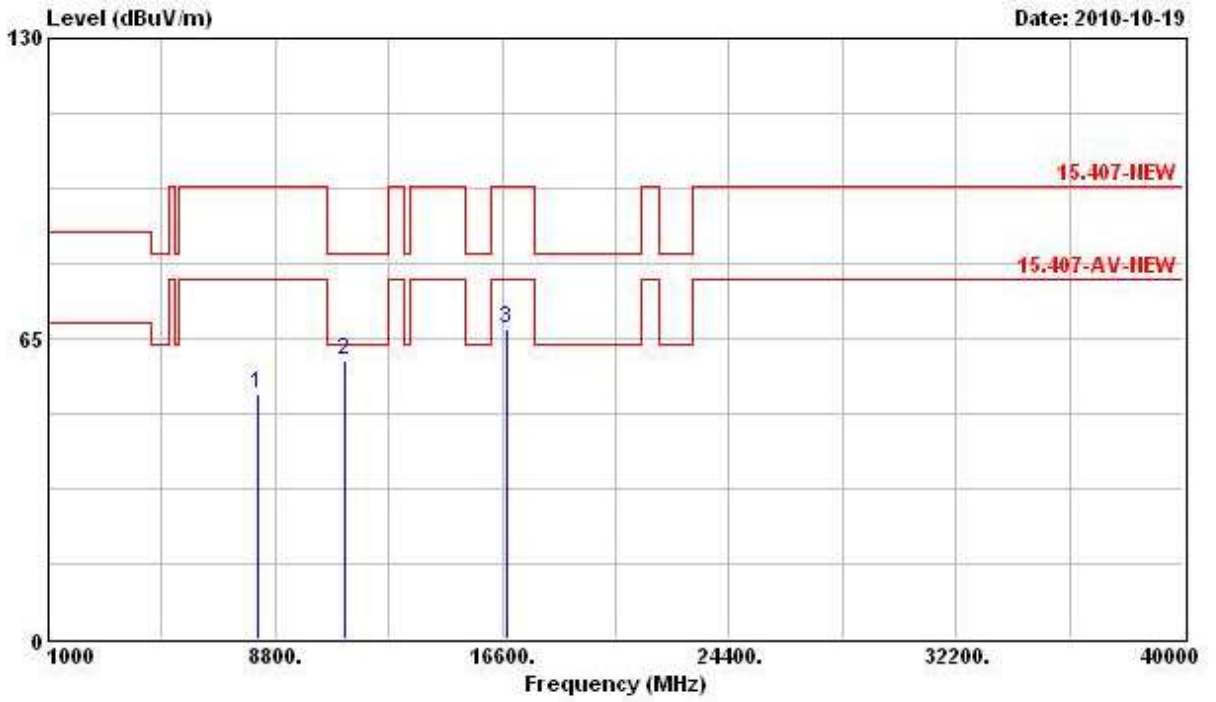
| | | | |
|-----------------|---------------|---------------|-------------------------|
| Final Test Date | Oct. 19, 2010 | Test Site No. | 03CH03-HY |
| Temperature | 26.3°C | Humidity | 61% |
| Test Engineer | Eddie | Configuration | 802.11n Ch. 116 (20MHz) |

Horizontal



| | Freq | Level | Over Limit | Limit Line | ReadAntenna Level | Antenna Factor | Cable Loss | Preamp Factor | Remark |
|-----|-----------|--------|------------|------------|-------------------|----------------|------------|---------------|---------|
| | MHz | dBuV/m | dB | dBuV/m | dBuV | dB/m | dB | dB | |
| 1 | 8200.000 | 53.37 | -24.47 | 77.84 | 43.24 | 37.85 | 5.33 | 33.05 | PK |
| 2 | 11160.000 | 65.18 | -18.36 | 83.54 | 52.20 | 39.43 | 6.15 | 32.61 | PEAK |
| 3 @ | 11160.000 | 58.30 | -5.24 | 63.54 | 45.33 | 39.43 | 6.15 | 32.61 | Average |
| 4 | 16740.000 | 70.27 | -27.57 | 97.84 | 54.87 | 39.85 | 7.51 | 31.96 | PEAK |

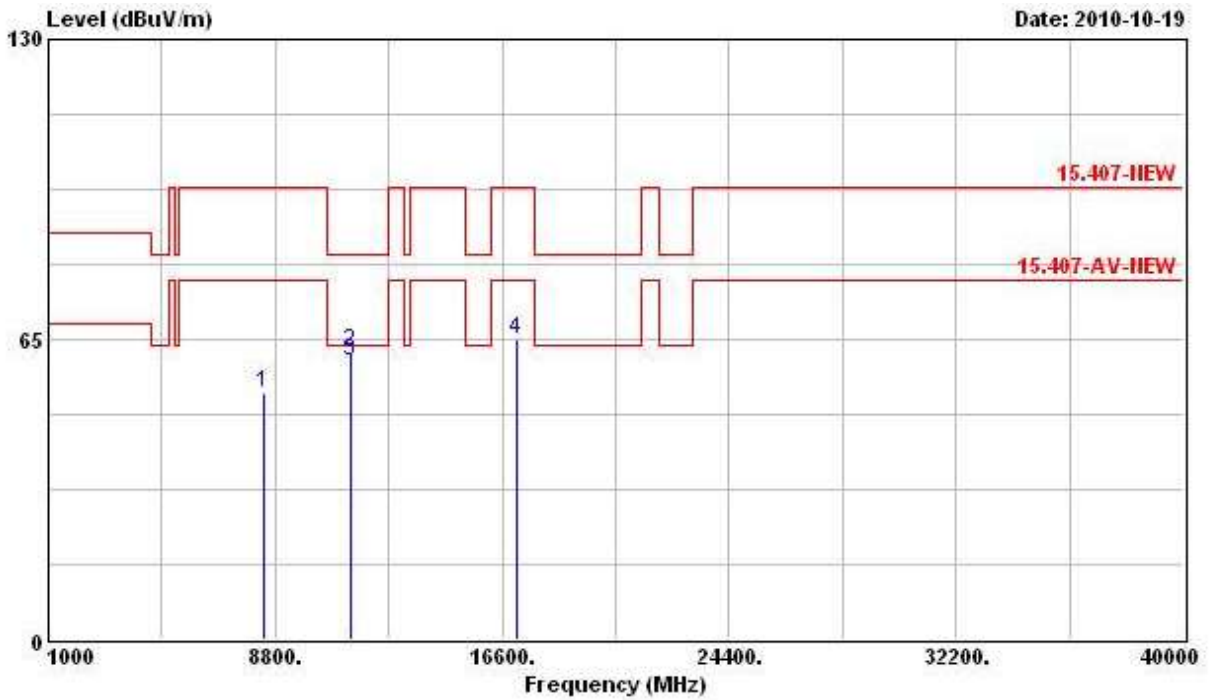
Vertical



| | Freq | Level | Over Limit | Limit Line | ReadAntenna Level | Antenna Factor | Cable Loss | Preamp Factor | Remark |
|---|-----------|--------|------------|------------|-------------------|----------------|------------|---------------|--------|
| | MHz | dBuV/m | dB | dBuV/m | dBuV | dB/m | dB | dB | |
| 1 | 8220.000 | 53.18 | -24.66 | 77.84 | 43.03 | 37.87 | 5.33 | 33.05 | PK |
| 2 | 11160.000 | 60.27 | -3.27 | 63.54 | 47.29 | 39.43 | 6.15 | 32.61 | PK |
| 3 | 16740.000 | 67.21 | -30.63 | 97.84 | 51.81 | 39.85 | 7.51 | 31.96 | PEAK |

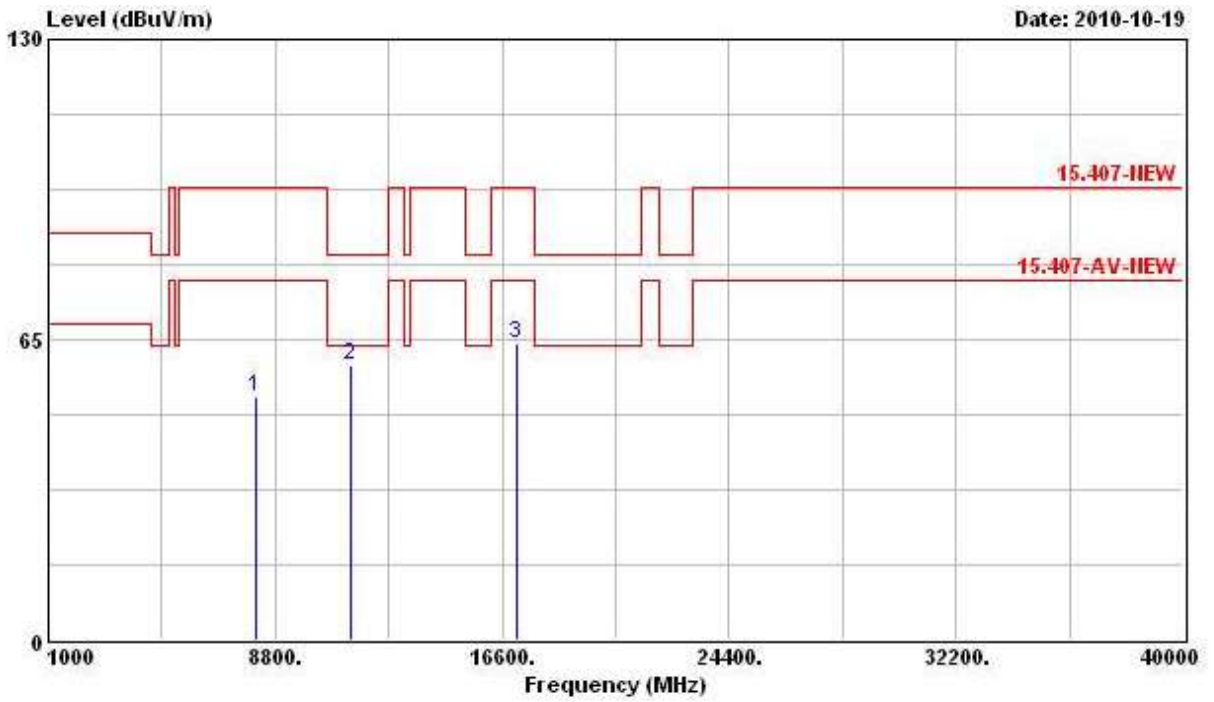
| | | | |
|------------------------|---------------|----------------------|-------------------------|
| Final Test Date | Oct. 19, 2010 | Test Site No. | 03CH03-HY |
| Temperature | 26.3°C | Humidity | 61% |
| Test Engineer | Eddie | Configuration | 802.11n Ch. 140 (20MHz) |

Horizontal



| | Freq | Level | Over Limit | Limit Line | ReadAntenna Level | Antenna Factor | Cable Loss | Preamp Factor | Remark |
|-----|-----------|--------|------------|------------|-------------------|----------------|------------|---------------|---------|
| | MHz | dBUV/m | dB | dBUV/m | dBuV | dB/m | dB | dB | |
| 1 | 8432.000 | 53.61 | -24.23 | 77.84 | 43.19 | 38.12 | 5.36 | 33.05 | PK |
| 2 | 11400.000 | 62.43 | -21.11 | 83.54 | 49.23 | 39.76 | 6.03 | 32.59 | PEAK |
| 3 @ | 11400.000 | 60.19 | -3.35 | 63.54 | 46.99 | 39.76 | 6.03 | 32.59 | Average |
| 4 | 17100.000 | 65.09 | -32.75 | 97.84 | 47.11 | 42.24 | 7.40 | 31.66 | PEAK |

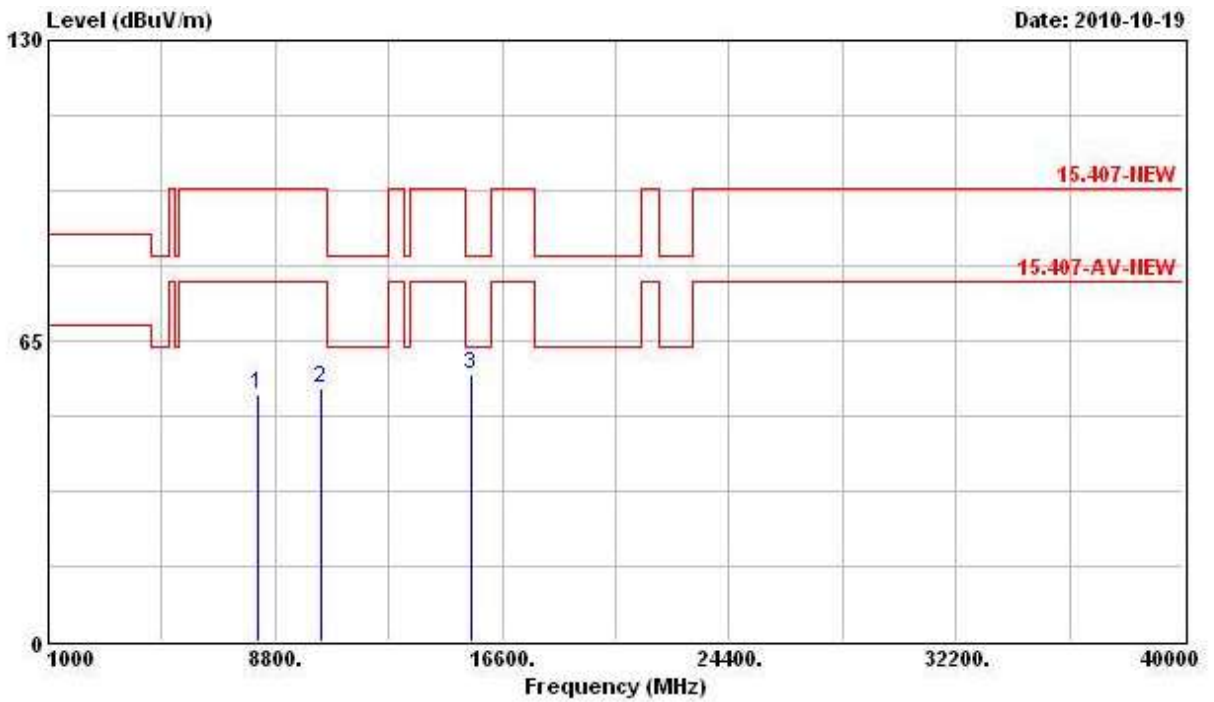
Vertical



| | Freq | Level | Over Limit | Limit Line | ReadAntenna Level | Antenna Factor | Cable Loss | Preamp Factor | Remark |
|---|-----------|--------|------------|------------|-------------------|----------------|------------|---------------|--------|
| | MHz | dBuV/m | dB | dBuV/m | dBuV | dB/m | dB | dB | |
| 1 | 8146.000 | 52.75 | -25.09 | 77.84 | 42.71 | 37.77 | 5.32 | 33.05 | PK |
| 2 | 11400.000 | 59.62 | -3.92 | 63.54 | 46.42 | 39.76 | 6.03 | 32.59 | PK |
| 3 | 17100.000 | 64.01 | -33.83 | 97.84 | 46.03 | 42.24 | 7.40 | 31.66 | PEAK |

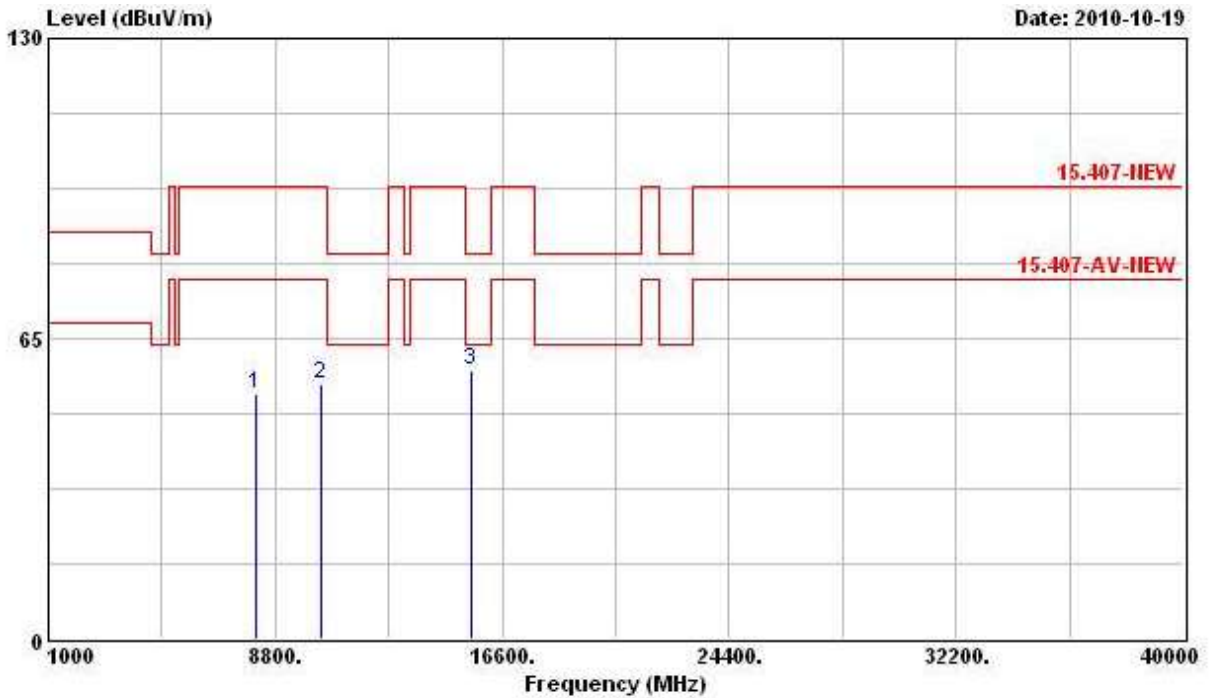
| | | | |
|------------------------|---------------|----------------------|------------------------|
| Final Test Date | Oct. 19, 2010 | Test Site No. | 03CH03-HY |
| Temperature | 26.3°C | Humidity | 61% |
| Test Engineer | Eddie | Configuration | 802.11n Ch. 38 (40MHz) |

Horizontal



| | Freq | Level | Over Limit | Limit Line | ReadAntenna Level | Antenna Factor | Cable Loss | Preamp Factor | Remark |
|---|-------------|---------------|-------------------|-------------------|--------------------------|-----------------------|-------------------|----------------------|---------------|
| | MHz | dBuV/m | dB | dBuV/m | dBuV | dB/m | dB | dB | |
| 1 | 8172.000 | 53.50 | -24.34 | 77.84 | 43.43 | 37.81 | 5.32 | 33.05 | PK |
| 2 | 10380.000 | 54.57 | -43.27 | 97.84 | 42.26 | 39.55 | 5.77 | 33.00 | PEAK |
| 3 | 15570.000 | 57.53 | -6.01 | 63.54 | 44.32 | 38.39 | 7.30 | 32.48 | PK |

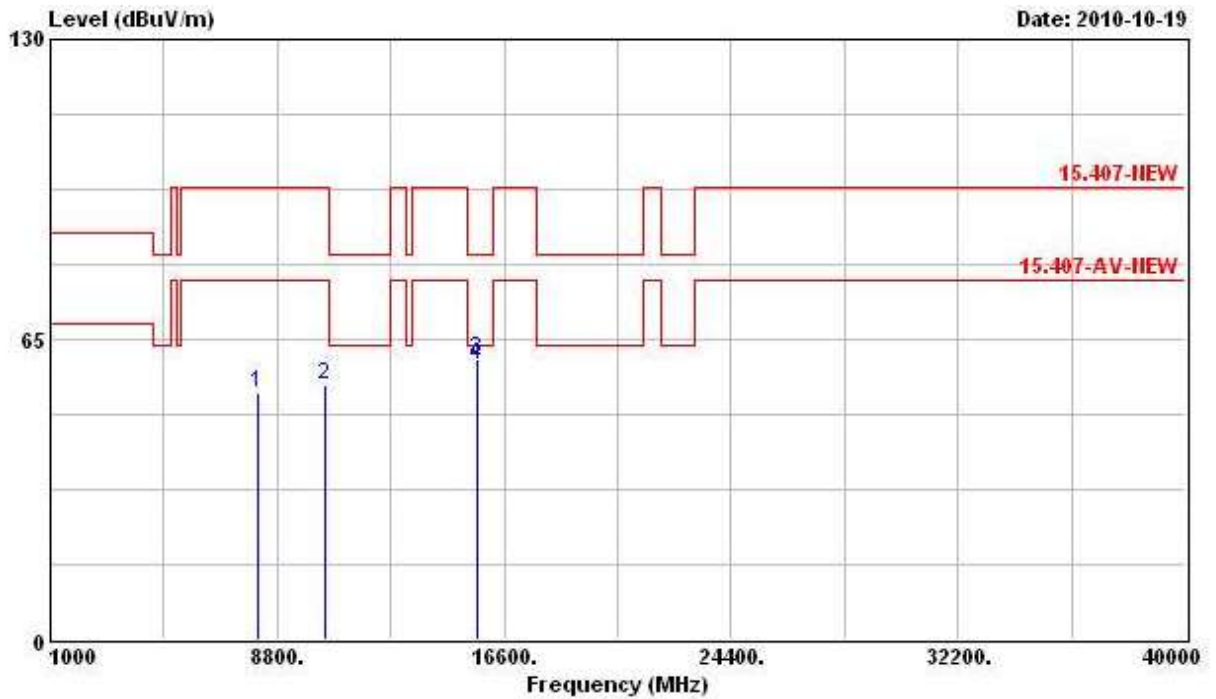
Vertical



| | Freq | Level | Over Limit | Limit Line | ReadAntenna Level | Antenna Factor | Cable Loss | Preamp Factor | Remark |
|---|-----------|--------|------------|------------|-------------------|----------------|------------|---------------|--------|
| | MHz | dBuV/m | dB | dBuV/m | dBuV | dB/m | dB | dB | |
| 1 | 8118.000 | 52.98 | -24.86 | 77.84 | 42.97 | 37.74 | 5.32 | 33.05 | PK |
| 2 | 10380.000 | 55.01 | -42.83 | 97.84 | 42.70 | 39.55 | 5.77 | 33.00 | PEAK |
| 3 | 15570.000 | 58.19 | -5.35 | 63.54 | 44.98 | 38.39 | 7.30 | 32.48 | PK |

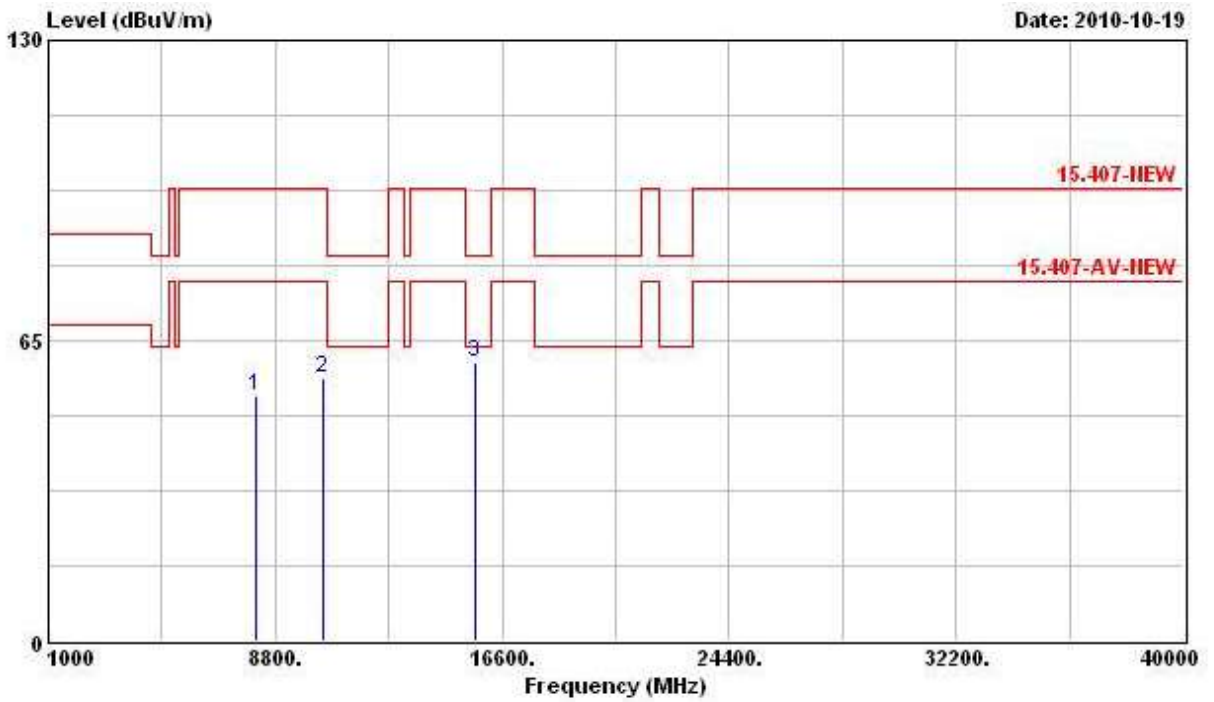
| | | | |
|------------------------|---------------|----------------------|------------------------|
| Final Test Date | Oct. 19, 2010 | Test Site No. | 03CH03-HY |
| Temperature | 26.3°C | Humidity | 61% |
| Test Engineer | Eddie | Configuration | 802.11n Ch. 46 (40MHz) |

Horizontal



| | Freq | Level | Over Limit | Limit Line | ReadAntenna Level | Antenna Factor | Cable Loss | Preamp Factor | Remark |
|---|-----------|--------|------------|------------|-------------------|----------------|------------|---------------|---------|
| | MHz | dBuV/m | dB | dBuV/m | dBuV | dB/m | dB | dB | |
| 1 | 8156.000 | 53.36 | -24.48 | 77.84 | 43.30 | 37.79 | 5.32 | 33.05 | PK |
| 2 | 10460.000 | 55.08 | -42.76 | 97.84 | 42.70 | 39.52 | 5.80 | 32.93 | PEAK |
| 3 | 15690.000 | 60.62 | -22.92 | 83.54 | 47.57 | 38.20 | 7.39 | 32.53 | PEAK |
| 4 | 15690.000 | 59.36 | -4.18 | 63.54 | 46.31 | 38.20 | 7.39 | 32.53 | Average |

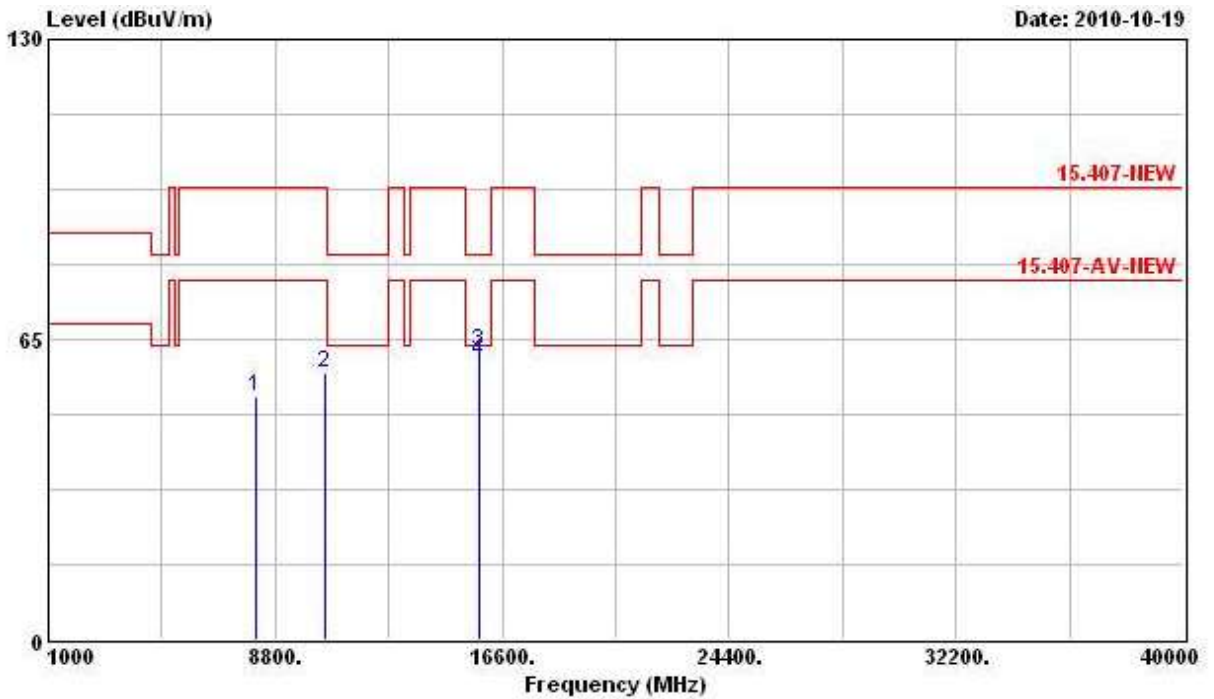
Vertical



| | Freq | Level | Over Limit | Limit Line | ReadAntenna Level | Antenna Factor | Cable Loss | Preamp Factor | Remark |
|---|-----------|--------|------------|------------|-------------------|----------------|------------|---------------|--------|
| | MHz | dBuV/m | dB | dBuV/m | dBuV | dB/m | dB | dB | |
| 1 | 8138.000 | 52.92 | -24.92 | 77.84 | 42.89 | 37.77 | 5.32 | 33.05 | PK |
| 2 | 10460.000 | 57.05 | -40.79 | 97.84 | 44.66 | 39.52 | 5.80 | 32.93 | PEAK |
| 3 | 15694.000 | 60.09 | -3.45 | 63.54 | 47.03 | 38.20 | 7.39 | 32.53 | PK |

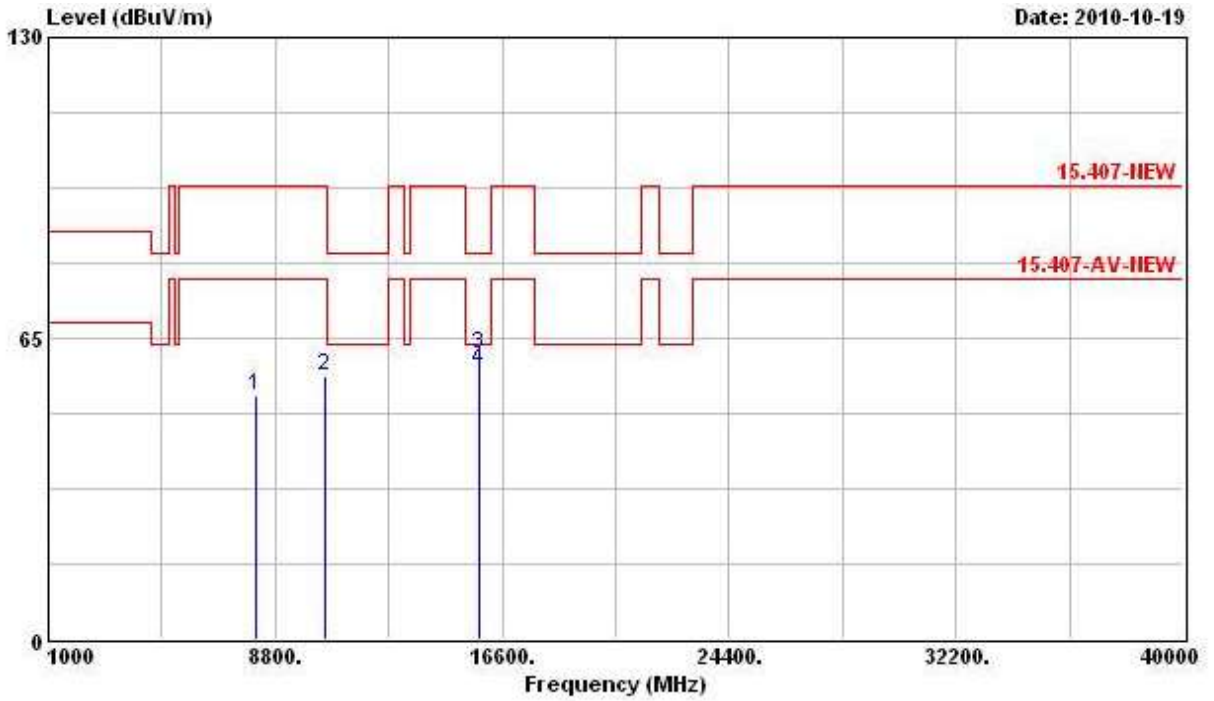
| | | | |
|-----------------|---------------|---------------|------------------------|
| Final Test Date | Oct. 19, 2010 | Test Site No. | 03CH03-HY |
| Temperature | 26.3°C | Humidity | 61% |
| Test Engineer | Eddie | Configuration | 802.11n Ch. 54 (40MHz) |

Horizontal



| | Freq | Level | Over Limit | Limit Line | ReadAntenna Level | Antenna Factor | Cable Loss | Preamp Factor | Remark |
|---|-----------|--------|------------|------------|-------------------|----------------|------------|---------------|---------|
| | MHz | dBuV/m | dB | dBuV/m | dBuV | dB/m | dB | dB | |
| 1 | 8110.000 | 52.68 | -25.16 | 77.84 | 42.69 | 37.72 | 5.32 | 33.05 | PK |
| 2 | 10540.000 | 57.78 | -40.06 | 97.84 | 45.33 | 39.48 | 5.84 | 32.88 | PEAK |
| 3 | 15810.000 | 62.49 | -21.05 | 83.54 | 49.59 | 38.00 | 7.47 | 32.58 | PEAK |
| 4 | 15810.000 | 60.50 | -3.04 | 63.54 | 47.60 | 38.00 | 7.47 | 32.58 | Average |

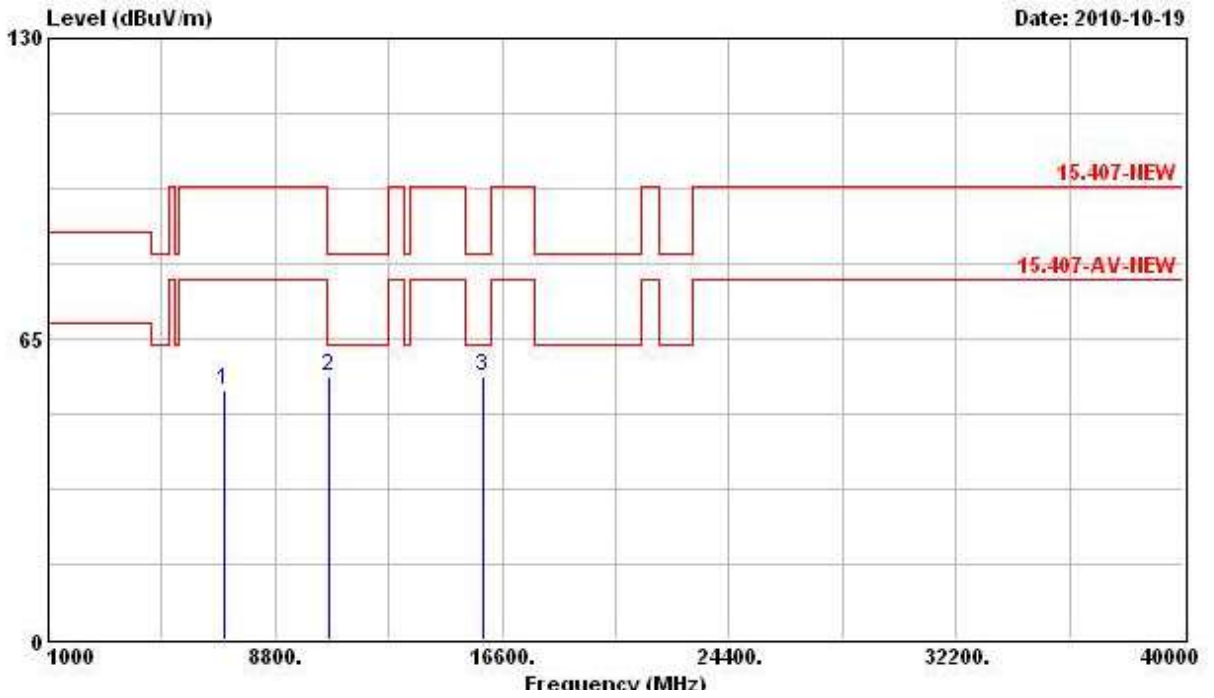
Vertical



| | Freq | Level | Over Limit | Limit Line | ReadAntenna Level | Antenna Factor | Cable Loss | Preamp Factor | Remark |
|-----|-----------|--------|------------|------------|-------------------|----------------|------------|---------------|---------|
| | MHz | dBuV/m | dB | dBuV/m | dBuV | dB/m | dB | dB | |
| 1 | 8146.000 | 52.48 | -25.36 | 77.84 | 42.45 | 37.77 | 5.32 | 33.05 | PK |
| 2 | 10540.000 | 57.01 | -40.83 | 97.84 | 44.57 | 39.48 | 5.84 | 32.88 | PEAK |
| 3 | 15810.000 | 61.51 | -22.03 | 83.54 | 48.62 | 38.00 | 7.47 | 32.58 | PEAK |
| 4 @ | 15810.000 | 58.26 | -5.28 | 63.54 | 45.36 | 38.00 | 7.47 | 32.58 | Average |

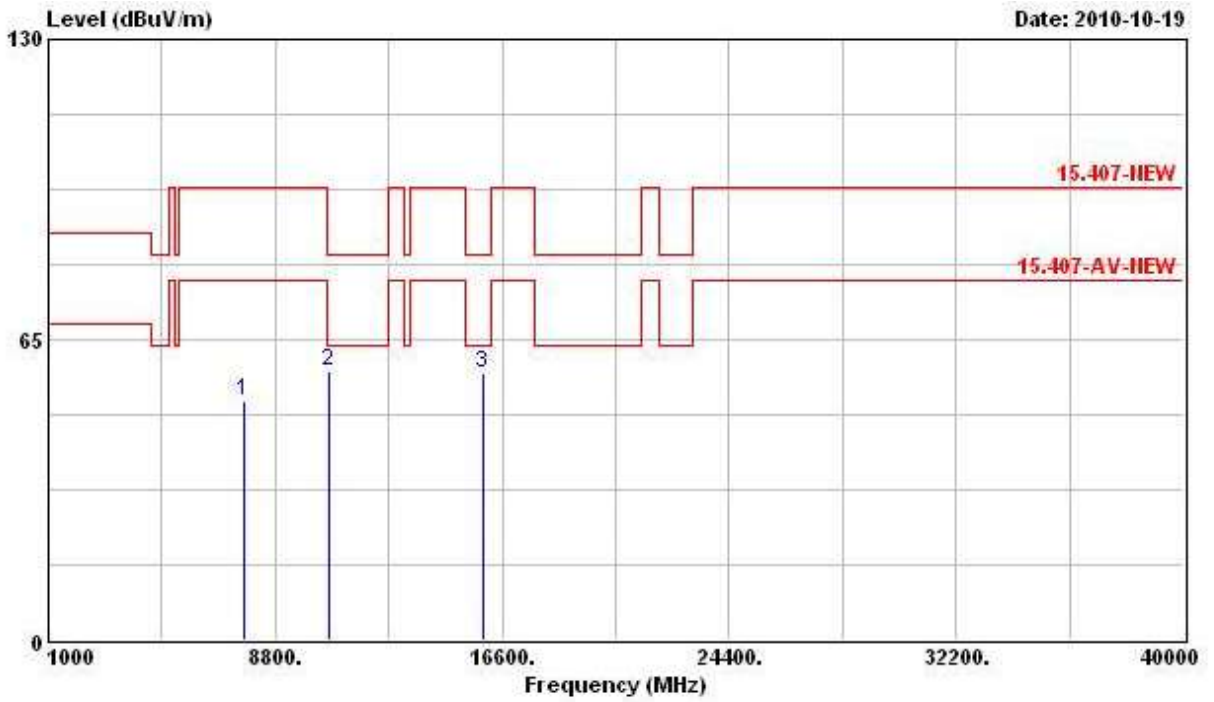
| | | | |
|-----------------|---------------|---------------|------------------------|
| Final Test Date | Oct. 19, 2010 | Test Site No. | 03CH03-HY |
| Temperature | 26.3°C | Humidity | 61% |
| Test Engineer | Eddie | Configuration | 802.11n Ch. 62 (40MHz) |

Horizontal



| | Freq | Level | Over Limit | Limit Line | ReadAntenna Level | Antenna Factor | Cable Loss | Preamp Factor | Remark |
|---|-----------|--------|------------|------------|-------------------|----------------|------------|---------------|--------|
| | MHz | dBuV/m | dB | dBuV/m | dBuV | dB/m | dB | dB | |
| 1 | 7072.000 | 54.05 | -43.79 | 97.84 | 46.30 | 36.22 | 4.36 | 32.83 | PEAK |
| 2 | 10620.000 | 56.98 | -6.56 | 63.54 | 44.48 | 39.43 | 5.91 | 32.83 | PK |
| 3 | 15930.000 | 56.97 | -6.57 | 63.54 | 44.23 | 37.81 | 7.56 | 32.62 | PK |

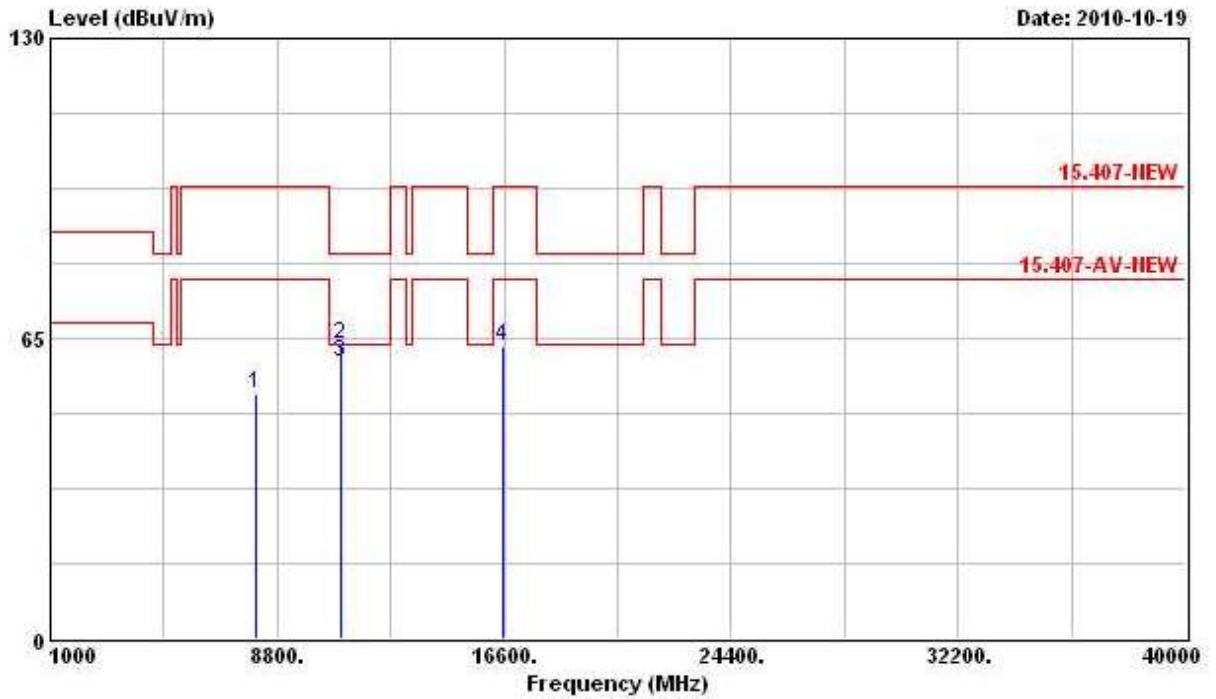
Vertical



| | Freq | Level | Over Limit | Limit Line | ReadAntenna Level | Antenna Factor | Cable Loss | Preamp Factor | Remark |
|-----|-----------|--------|------------|------------|-------------------|----------------|------------|---------------|--------|
| | MHz | dBuV/m | dB | dBuV/m | dBuV | dB/m | dB | dB | |
| 1 | 7740.000 | 51.87 | -25.97 | 77.84 | 42.51 | 37.28 | 5.08 | 33.00 | PK |
| 2 @ | 10620.000 | 58.11 | -5.43 | 63.54 | 45.60 | 39.43 | 5.91 | 32.83 | PK |
| 3 @ | 15930.000 | 57.63 | -5.91 | 63.54 | 44.89 | 37.81 | 7.56 | 32.62 | PK |

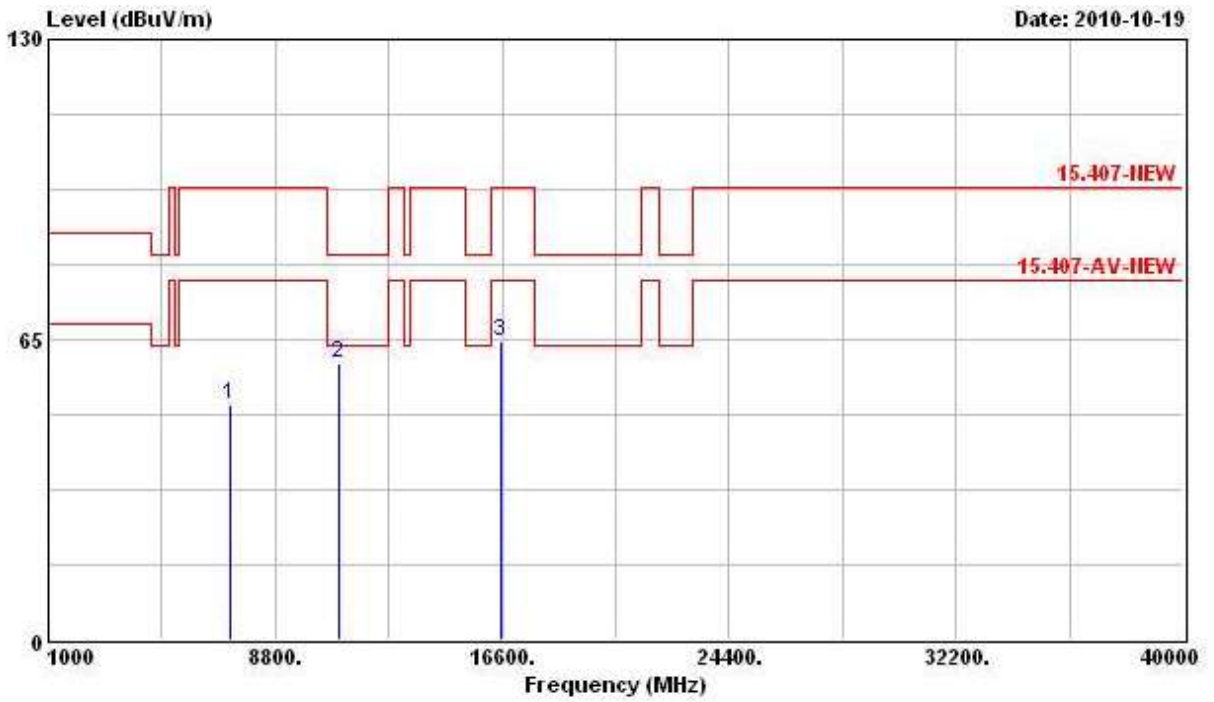
| | | | |
|-----------------|---------------|---------------|-------------------------|
| Final Test Date | Oct. 19, 2010 | Test Site No. | 03CH03-HY |
| Temperature | 26.3°C | Humidity | 61% |
| Test Engineer | Eddie | Configuration | 802.11n Ch. 102 (40MHz) |

Horizontal



| | Freq | Level | Over Limit | Limit Line | ReadAntenna Level | Antenna Factor | Cable Loss | Preamp Factor | Remark |
|-----|-----------|--------|------------|------------|-------------------|----------------|------------|---------------|---------|
| | MHz | dBuV/m | dB | dBuV/m | dBuV | dB/m | dB | dB | |
| 1 | 8100.000 | 52.88 | -24.96 | 77.84 | 42.90 | 37.72 | 5.31 | 33.05 | PK |
| 2 | 11020.000 | 63.81 | -19.73 | 83.54 | 50.98 | 39.22 | 6.23 | 32.62 | PEAK |
| 3 @ | 11020.000 | 60.05 | -3.49 | 63.54 | 47.22 | 39.22 | 6.23 | 32.62 | Average |
| 4 | 16530.000 | 63.10 | -34.74 | 97.84 | 49.03 | 38.69 | 7.60 | 32.23 | PEAK |

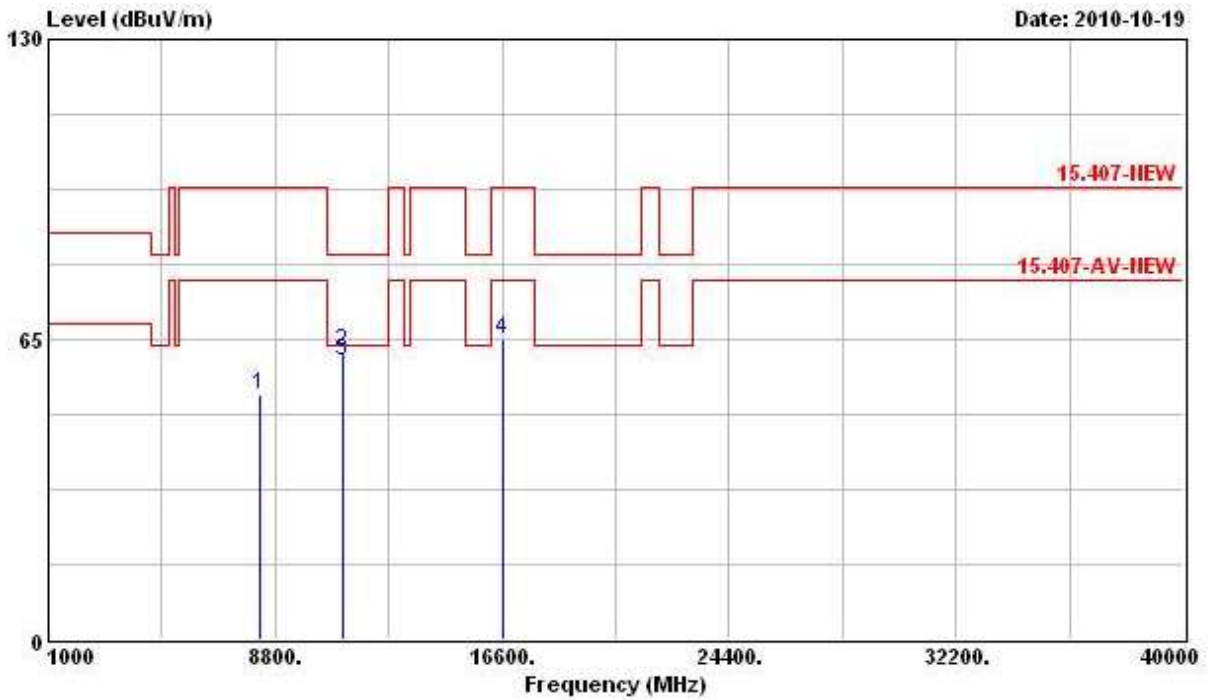
Vertical



| | Freq | Level | Over Limit | Limit Line | ReadAntenna Level | Antenna Factor | Cable Loss | Preamp Factor | Remark |
|-----|-----------|--------|------------|------------|-------------------|----------------|------------|---------------|--------|
| | MHz | dBuV/m | dB | dBuV/m | dBuV | dB/m | dB | dB | |
| 1 | 7240.000 | 50.78 | -47.06 | 97.84 | 42.58 | 36.53 | 4.55 | 32.89 | PEAK |
| 2 @ | 11020.000 | 59.84 | -3.70 | 63.54 | 47.00 | 39.22 | 6.23 | 32.62 | PK |
| 3 | 16530.000 | 64.51 | -33.33 | 97.84 | 50.45 | 38.69 | 7.60 | 32.23 | PEAK |

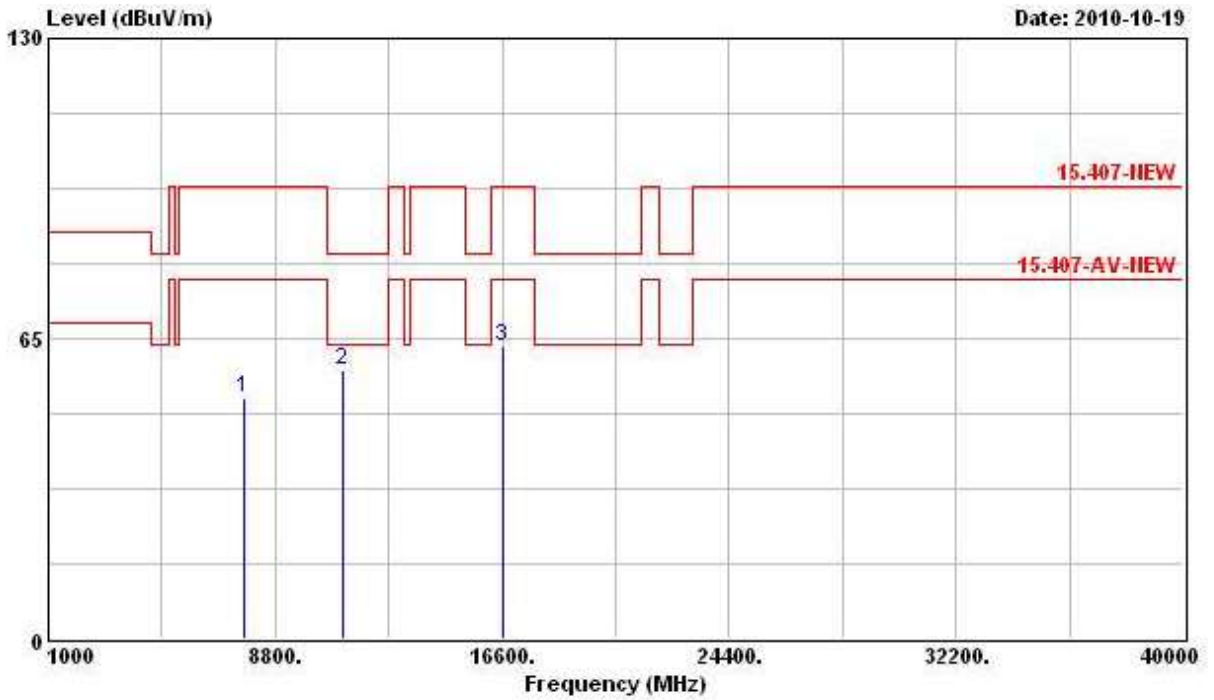
| | | | |
|-----------------|---------------|---------------|-------------------------|
| Final Test Date | Oct. 19, 2010 | Test Site No. | 03CH03-HY |
| Temperature | 26.3°C | Humidity | 61% |
| Test Engineer | Eddie | Configuration | 802.11n Ch. 110 (40MHz) |

Horizontal



| | Freq | Level | Over Limit | Limit Line | ReadAntenna Level | Antenna Factor | Cable Loss | Preamp Factor | Remark |
|-----|-----------|--------|------------|------------|-------------------|----------------|------------|---------------|---------|
| | MHz | dBUV/m | dB | dBUV/m | dBuV | dB/m | dB | dB | |
| 1 | 8240.000 | 52.87 | -24.97 | 77.84 | 42.70 | 37.89 | 5.33 | 33.05 | PK |
| 2 | 11100.000 | 62.25 | -21.29 | 83.54 | 49.34 | 39.34 | 6.19 | 32.61 | PEAK |
| 3 @ | 11100.000 | 60.22 | -3.32 | 63.54 | 47.30 | 39.34 | 6.19 | 32.61 | Average |
| 4 | 16650.000 | 65.06 | -32.78 | 97.84 | 50.20 | 39.37 | 7.55 | 32.06 | PEAK |

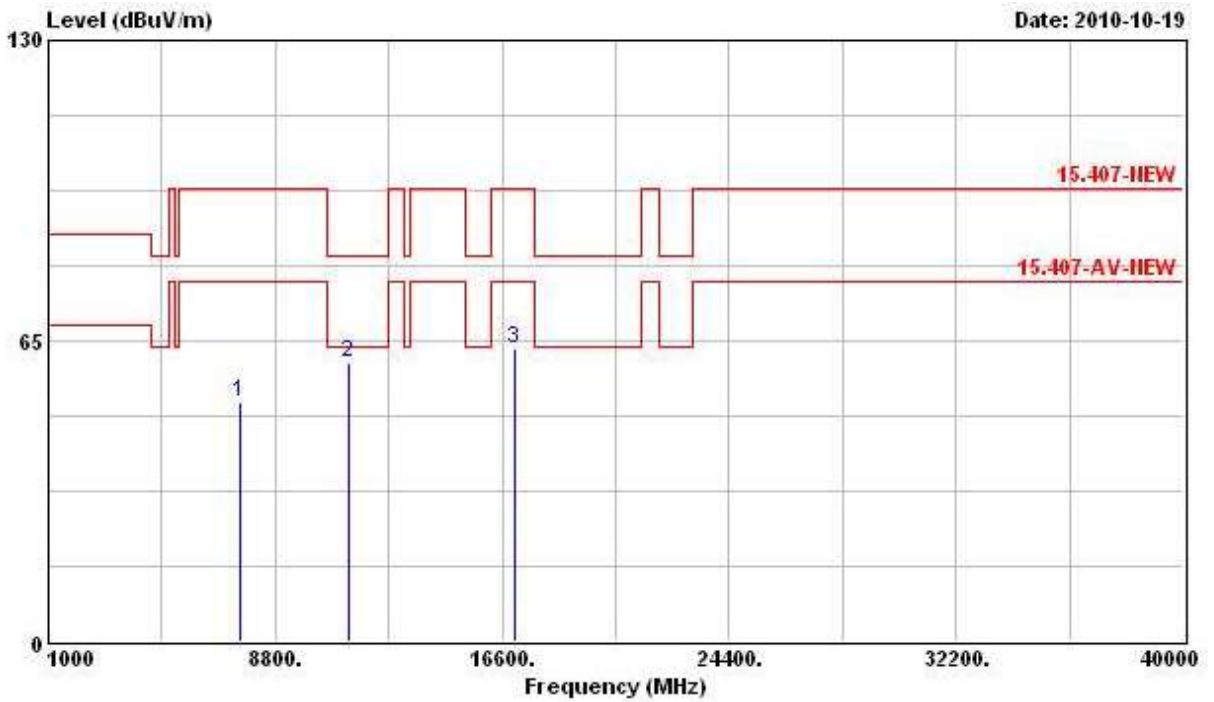
Vertical



| | Freq | Level | Over Limit | Limit Line | ReadAntenna Level | Antenna Factor | Cable Loss | Preamp Factor | Remark |
|---|-----------|--------|------------|------------|-------------------|----------------|------------|---------------|--------|
| | MHz | dBuV/m | dB | dBuV/m | dBuV | dB/m | dB | dB | |
| 1 | 7740.000 | 51.96 | -25.88 | 77.84 | 42.60 | 37.28 | 5.08 | 33.00 | PK |
| 2 | 11100.000 | 58.35 | -5.19 | 63.54 | 45.44 | 39.34 | 6.19 | 32.61 | PK |
| 3 | 16650.000 | 63.30 | -34.54 | 97.84 | 48.43 | 39.37 | 7.55 | 32.06 | PEAK |

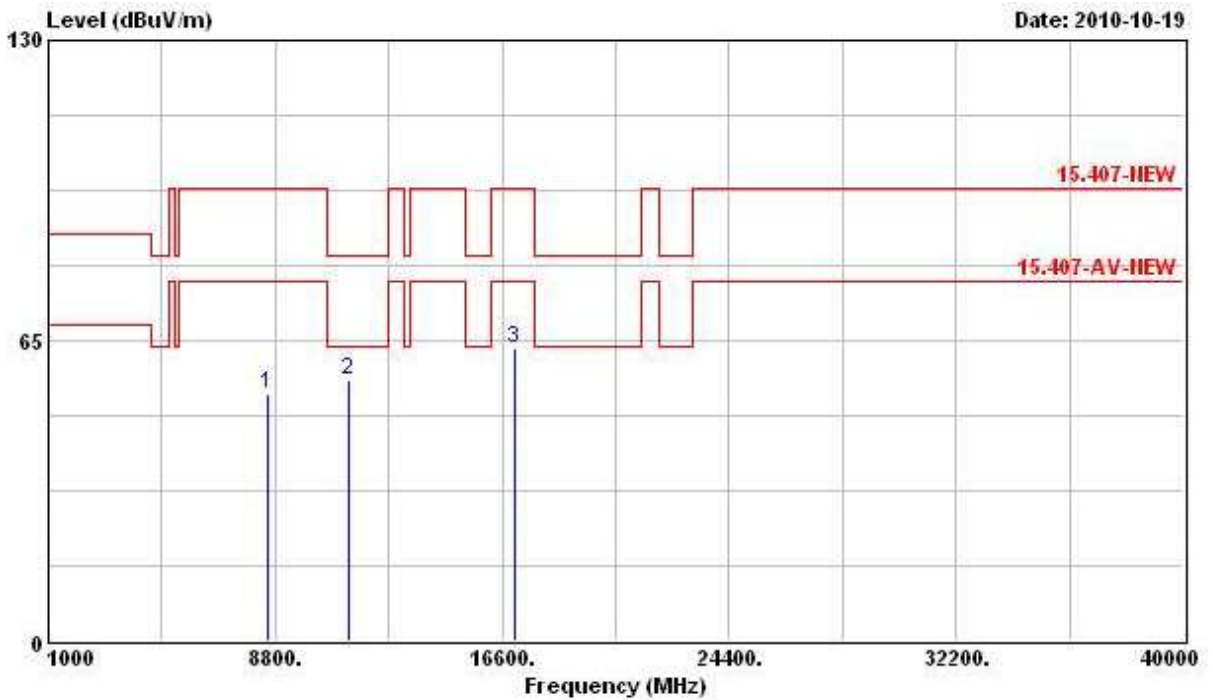
| | | | |
|-----------------|---------------|---------------|-------------------------|
| Final Test Date | Oct. 19, 2010 | Test Site No. | 03CH03-HY |
| Temperature | 26.3°C | Humidity | 61% |
| Test Engineer | Eddie | Configuration | 802.11n Ch. 110 (40MHz) |

Horizontal



| | Freq | Level | Over Limit | Limit Line | ReadAntenna Level | Antenna Factor | Cable Loss | Preamp Factor | Remark |
|---|-----------|--------|------------|------------|-------------------|----------------|------------|---------------|--------|
| | MHz | dBuV/m | dB | dBuV/m | dBuV | dB/m | dB | dB | |
| 1 | 7594.000 | 51.73 | -26.11 | 77.84 | 42.63 | 37.12 | 4.96 | 32.98 | PK |
| 2 | 11340.000 | 60.38 | -3.16 | 63.54 | 47.23 | 39.67 | 6.07 | 32.59 | PK |
| 3 | 17010.000 | 63.33 | -34.51 | 97.84 | 46.10 | 41.46 | 7.41 | 31.64 | PERK |

Vertical



| | Freq | Level | Over Limit | Limit Line | ReadAntenna Level | Antenna Factor | Cable Loss | Preamp Factor | Remark |
|---|-----------|--------|------------|------------|-------------------|----------------|------------|---------------|--------|
| | MHz | dBuV/m | dB | dBuV/m | dBuV | dB/m | dB | dB | |
| 1 | 8562.000 | 53.41 | -44.43 | 97.84 | 42.89 | 38.25 | 5.35 | 33.08 | PEAK |
| 2 | 11340.000 | 56.25 | -7.29 | 63.54 | 43.11 | 39.67 | 6.07 | 32.59 | PK |
| 3 | 17010.000 | 63.33 | -34.51 | 97.84 | 46.10 | 41.46 | 7.41 | 31.64 | PEAK |

Note:

The amplitude of spurious emissions that are attenuated by more than 20dB below the permissible value has no need to be reported.

Emission level (dBuV/m) = 20 log Emission level (uV/m).

Corrected Reading: Antenna Factor + Cable Loss + Read Level - Preamp Factor = Level.

The limits above 5GHz shall be extrapolated to the specified distance using an extrapolation factor of 20 dB/decade from 3m to 1m.

Distance extrapolation factor = 20 log (specific distance [3m] / test distance [1m]) (dB);

Limit line = specific limits (dBuV) + distance extrapolation factor [9.54 dB].

3.7 Band Edge and Fundamental Emissions Measurement

3.7.1 Limit

For transmitters operating in the 5.15-5.35 GHz band: all emissions outside of the 5.15-5.35 GHz band shall not exceed an EIRP of -27 dBm/MHz (68.3dBuV/m at 3m). For transmitters operating in the 5.47-5.725 GHz band: all emissions outside of the 5.47-5.725 GHz band shall not exceed an EIRP of -27 dBm/MHz (68.3dBuV/m at 3m). In addition, In case the emission fall within the restricted band specified on 15.205(a), then the 15.209(a) limit in the table below has to be followed.

| Frequencies (MHz) | Field Strength (micorvolts/meter) | Measurement Distance (meters) |
|--------------------------|--|--------------------------------------|
| 0.009~0.490 | 2400/F(KHz) | 300 |
| 0.490~1.705 | 24000/F(KHz) | 30 |
| 1.705~30.0 | 30 | 30 |
| 30~88 | 100 | 3 |
| 88~216 | 150 | 3 |
| 216~960 | 200 | 3 |
| Above 960 | 500 | 3 |

3.7.2 Measuring Instruments and Setting

Please refer to section 4 of equipments list in this report. The following table is the setting of the spectrum analyzer.

| Spectrum Parameter | Setting |
|---|--|
| Attenuation | Auto |
| Span Frequency | 100 MHz |
| RB / VB (Emission in restricted band) | 1MHz / 1MHz for Peak, 1 MHz / 10Hz for Average |
| RB / VB (Emission in non-restricted band) | 1 MHz / 1 MHz for Peak |

3.7.3 Test Procedures

1. The test procedure is the same as section 3.6.3, only the frequency range investigated is limited to 100MHz around band edges.
2. In case the emission is fail due to the used RB/VB is too wide, marker-delta method of FCC Public Notice DA00-705 will be followed.

3.7.4 Test Setup Layout

This test setup layout is the same as that shown in section 3.6.4.

3.7.5 Test Deviation

There is no deviation with the original standard.

3.7.6 EUT Operation during Test

The EUT was programmed to be in continuously transmitting mode.

3.7.7 Test Result of Band Edge and Fundamental Emissions

| | | | |
|------------------------|---------------|----------------------|------------------------|
| Final Test Date | Oct. 19, 2010 | Test Site No. | 03CH03-HY |
| Temperature | 26.3°C | Humidity | 61% |
| Test Engineer | Eddie | Configuration | 802.11a Ch. 36, 40, 48 |

Channel 36

| | Freq | Level | Over Limit | Limit Line | ReadAntenna Level | Antenna Factor | Cable Loss | Preamp Factor | Remark |
|-----|-------------|---------------|-------------------|-------------------|--------------------------|-----------------------|-------------------|----------------------|---------------|
| | MHz | dBuV/m | dB | dBuV/m | dBuV | dB/m | dB | dB | |
| 1 @ | 5149.900 | 81.28 | -2.26 | 83.54 | 44.04 | 34.45 | 2.79 | 0.00 | Peak |
| 2 @ | 5184.200 | 118.79 | | | 81.44 | 34.48 | 2.87 | 0.00 | Peak |
| 1 @ | 5149.990 | 62.42 | -1.12 | 63.54 | 25.18 | 34.45 | 2.79 | 0.00 | Average |
| 2 @ | 5182.700 | 107.53 | | | 70.26 | 34.48 | 2.79 | 0.00 | Average |

The item 2 is fundamental emissions.

Channel 40

| | Freq | Level | Over Limit | Limit Line | ReadAntenna Level | Antenna Factor | Cable Loss | Preamp Factor | Remark |
|-----|-------------|---------------|-------------------|-------------------|--------------------------|-----------------------|-------------------|----------------------|---------------|
| | MHz | dBuV/m | dB | dBuV/m | dBuV | dB/m | dB | dB | |
| 1 | 5148.600 | 73.98 | -9.56 | 83.54 | 36.74 | 34.45 | 2.79 | 0.00 | Peak |
| 2 @ | 5201.700 | 119.55 | | | 82.18 | 34.50 | 2.87 | 0.00 | Peak |
| 3 | 5364.900 | 72.19 | -11.35 | 83.54 | 34.33 | 34.67 | 3.19 | 0.00 | Peak |
| 1 @ | 5149.990 | 57.75 | -5.79 | 63.54 | 20.51 | 34.45 | 2.79 | 0.00 | Average |
| 2 @ | 5198.100 | 108.61 | | | 71.24 | 34.50 | 2.87 | 0.00 | Average |
| 3 @ | 5350.500 | 58.80 | -4.74 | 63.54 | 20.96 | 34.65 | 3.19 | 0.00 | Average |

The item 2 is fundamental emissions.

Channel 48

| | Freq | Level | Over Limit | Limit Line | ReadAntenna Level | Antenna Factor | Cable Loss | Preamp Factor | Remark |
|-----|-------------|---------------|-------------------|-------------------|--------------------------|-----------------------|-------------------|----------------------|---------------|
| | MHz | dBuV/m | dB | dBuV/m | dBuV | dB/m | dB | dB | |
| 1 | 5114.100 | 69.25 | -14.29 | 83.54 | 32.13 | 34.42 | 2.71 | 0.00 | Peak |
| 2 @ | 5243.700 | 118.40 | | | 80.90 | 34.55 | 2.95 | 0.00 | Peak |
| 3 | 5351.700 | 72.05 | -11.49 | 83.54 | 34.21 | 34.65 | 3.19 | 0.00 | Peak |
| 1 | 5128.200 | 56.20 | -7.34 | 63.54 | 19.06 | 34.43 | 2.71 | 0.00 | Average |
| 2 @ | 5242.200 | 107.93 | | | 70.43 | 34.55 | 2.95 | 0.00 | Average |
| 3 @ | 5365.800 | 58.88 | -4.66 | 63.54 | 21.02 | 34.67 | 3.19 | 0.00 | Average |

The item 2 is fundamental emissions.

| | | | |
|------------------------|---------------|----------------------|------------------------|
| Final Test Date | Oct. 19, 2010 | Test Site No. | 03CH03-HY |
| Temperature | 26.3°C | Humidity | 61% |
| Test Engineer | Eddie | Configuration | 802.11a Ch. 52, 56, 64 |

Channel 52

| | Freq | Level | Over Limit | Limit Line | ReadAntenna Level | Antenna Factor | Cable Loss | Preamp Factor | Remark |
|-----|-------------|---------------|-------------------|-------------------|--------------------------|-----------------------|-------------------|----------------------|---------------|
| | MHz | dBuV/m | dB | dBuV/m | dBuV | dB/m | dB | dB | |
| 1 | 5121.300 | 70.57 | -12.97 | 83.54 | 33.45 | 34.42 | 2.71 | 0.00 | Peak |
| 2 @ | 5264.100 | 119.99 | | | 82.39 | 34.57 | 3.03 | 0.00 | Peak |
| 3 | 5357.700 | 71.91 | -11.63 | 83.54 | 34.07 | 34.65 | 3.19 | 0.00 | Peak |
| 1 @ | 5141.400 | 57.22 | -6.32 | 63.54 | 20.06 | 34.45 | 2.71 | 0.00 | Average |
| 2 @ | 5266.500 | 109.52 | | | 71.92 | 34.57 | 3.03 | 0.00 | Average |
| 3 @ | 5396.100 | 58.86 | -4.68 | 63.54 | 20.89 | 34.70 | 3.27 | 0.00 | Average |

The item 2 is fundamental emissions.

Channel 56

| | Freq | Level | Over Limit | Limit Line | ReadAntenna Level | Antenna Factor | Cable Loss | Preamp Factor | Remark |
|-----|-------------|---------------|-------------------|-------------------|--------------------------|-----------------------|-------------------|----------------------|---------------|
| | MHz | dBuV/m | dB | dBuV/m | dBuV | dB/m | dB | dB | |
| 1 | 5127.000 | 69.69 | -13.85 | 83.54 | 32.55 | 34.43 | 2.71 | 0.00 | Peak |
| 2 @ | 5274.900 | 118.85 | | | 81.25 | 34.57 | 3.03 | 0.00 | Peak |
| 3 | 5370.900 | 72.04 | -11.50 | 83.54 | 34.18 | 34.67 | 3.19 | 0.00 | Peak |
| 1 | 5125.800 | 56.12 | -7.42 | 63.54 | 18.98 | 34.43 | 2.71 | 0.00 | Average |
| 2 @ | 5284.500 | 108.54 | | | 70.93 | 34.58 | 3.03 | 0.00 | Average |
| 3 @ | 5366.100 | 58.83 | -4.71 | 63.54 | 20.97 | 34.67 | 3.19 | 0.00 | Average |

The item 2 is fundamental emissions.

Channel 64

| | Freq | Level | Over Limit | Limit Line | ReadAntenna Level | Antenna Factor | Cable Loss | Preamp Factor | Remark |
|-----|-------------|---------------|-------------------|-------------------|--------------------------|-----------------------|-------------------|----------------------|---------------|
| | MHz | dBuV/m | dB | dBuV/m | dBuV | dB/m | dB | dB | |
| 1 @ | 5323.000 | 118.90 | | | 81.17 | 34.62 | 3.11 | 0.00 | Peak |
| 2 @ | 5353.900 | 79.32 | -4.22 | 83.54 | 41.48 | 34.65 | 3.19 | 0.00 | Peak |
| 1 @ | 5323.500 | 107.73 | | | 70.00 | 34.62 | 3.11 | 0.00 | Average |
| 2 @ | 5350.010 | 61.10 | -2.44 | 63.54 | 23.26 | 34.65 | 3.19 | 0.00 | Average |

The item 1 is fundamental emissions.

| | | | |
|------------------------|---------------|----------------------|---------------------------|
| Final Test Date | Oct. 19, 2010 | Test Site No. | 03CH03-HY |
| Temperature | 26.3°C | Humidity | 61% |
| Test Engineer | Eddie | Configuration | 802.11a Ch. 100, 116, 140 |

Channel 100

| | Freq | Level | Over Limit | Limit Line | ReadAntenna Level | Antenna Factor | Cable Loss | Preamp Factor | Remark |
|-----|-------------|---------------|-------------------|-------------------|--------------------------|-----------------------|-------------------|----------------------|---------------|
| | MHz | dBuV/m | dB | dBuV/m | dBuV | dB/m | dB | dB | |
| 1 | 5457.800 | 72.85 | -10.69 | 83.54 | 34.67 | 34.75 | 3.43 | 0.00 | Peak |
| 2 @ | 5503.000 | 119.55 | | | 81.24 | 34.80 | 3.51 | 0.00 | Peak |
| 1 @ | 5459.400 | 57.85 | -5.69 | 63.54 | 19.67 | 34.75 | 3.43 | 0.00 | Average |
| 2 @ | 5502.700 | 108.98 | | | 70.67 | 34.80 | 3.51 | 0.00 | Average |

The item 2 is fundamental emissions.

Channel 116

| | Freq | Level | Over Limit | Limit Line | ReadAntenna Level | Antenna Factor | Cable Loss | Preamp Factor | Remark |
|-----|-------------|---------------|-------------------|-------------------|--------------------------|-----------------------|-------------------|----------------------|---------------|
| | MHz | dBuV/m | dB | dBuV/m | dBuV | dB/m | dB | dB | |
| 1 | 5440.250 | 69.83 | -13.71 | 83.54 | 31.74 | 34.73 | 3.35 | 0.00 | Peak |
| 2 @ | 5574.300 | 116.81 | | | 78.42 | 34.80 | 3.59 | 0.00 | Peak |
| 3 | 5731.450 | 70.93 | -26.91 | 97.84 | 32.39 | 34.80 | 3.74 | 0.00 | Peak |
| 1 | 5405.250 | 56.26 | -7.28 | 63.54 | 18.29 | 34.70 | 3.27 | 0.00 | Average |
| 2 @ | 5572.900 | 106.31 | | | 67.96 | 34.80 | 3.55 | 0.00 | Average |
| 3 | 5727.250 | 57.19 | -20.65 | 77.84 | 18.69 | 34.80 | 3.70 | 0.00 | Average |

The item 2 is fundamental emissions.

Channel 140

| | Freq | Level | Over Limit | Limit Line | ReadAntenna Level | Antenna Factor | Cable Loss | Preamp Factor | Remark |
|-----|-------------|---------------|-------------------|-------------------|--------------------------|-----------------------|-------------------|----------------------|---------------|
| | MHz | dBuV/m | dB | dBuV/m | dBuV | dB/m | dB | dB | |
| 1 @ | 5693.440 | 117.66 | | | 79.16 | 34.80 | 3.70 | 0.00 | Peak |
| 2 | 5725.040 | 80.23 | -17.61 | 97.84 | 41.73 | 34.80 | 3.70 | 0.00 | Peak |
| 1 @ | 5692.800 | 106.17 | | | 67.67 | 34.80 | 3.70 | 0.00 | Average |
| 2 | 5725.000 | 59.11 | -18.73 | 77.84 | 20.61 | 34.80 | 3.70 | 0.00 | Average |

The item 1 is fundamental emissions.

| | | | |
|------------------------|---------------|----------------------|-----------------------------------|
| Final Test Date | Oct. 19, 2010 | Test Site No. | 03CH03-HY |
| Temperature | 26.3°C | Humidity | 61% |
| Test Engineer | Eddie | Configuration | 802.11n Ch. 36, 40, 48 (20MHz) |

Channel 36

| | Freq | Level | Over Limit | Limit Line | ReadAntenna Level | Antenna Factor | Cable Loss | Preamp Factor | Remark |
|-----|-------------|---------------|-------------------|-------------------|--------------------------|-----------------------|-------------------|----------------------|---------------|
| | MHz | dBuV/m | dB | dBuV/m | dBuV | dB/m | dB | dB | |
| 1 @ | 5149.400 | 79.53 | -4.01 | 83.54 | 42.29 | 34.45 | 2.79 | 0.00 | Peak |
| 2 @ | 5183.100 | 117.69 | | | 80.42 | 34.48 | 2.79 | 0.00 | Peak |
| 1 @ | 5149.990 | 61.26 | -2.28 | 63.54 | 24.02 | 34.45 | 2.79 | 0.00 | Average |
| 2 @ | 5183.100 | 105.88 | | | 68.61 | 34.48 | 2.79 | 0.00 | Average |

The item 2 is fundamental emissions.

Channel 40

| | Freq | Level | Over Limit | Limit Line | ReadAntenna Level | Antenna Factor | Cable Loss | Preamp Factor | Remark |
|-----|-------------|---------------|-------------------|-------------------|--------------------------|-----------------------|-------------------|----------------------|---------------|
| | MHz | dBuV/m | dB | dBuV/m | dBuV | dB/m | dB | dB | |
| 1 @ | 5149.800 | 76.48 | -7.06 | 83.54 | 39.24 | 34.45 | 2.79 | 0.00 | Peak |
| 2 @ | 5196.600 | 118.66 | | | 81.29 | 34.50 | 2.87 | 0.00 | Peak |
| 3 | 5394.900 | 71.95 | -11.59 | 83.54 | 33.98 | 34.70 | 3.27 | 0.00 | Peak |
| 1 @ | 5149.990 | 58.10 | -5.44 | 63.54 | 20.86 | 34.45 | 2.79 | 0.00 | Average |
| 2 @ | 5201.400 | 107.94 | | | 70.57 | 34.50 | 2.87 | 0.00 | Average |
| 3 @ | 5350.010 | 58.88 | -4.66 | 63.54 | 21.04 | 34.65 | 3.19 | 0.00 | Average |

The item 2 is fundamental emissions.

Channel 48

| | Freq | Level | Over Limit | Limit Line | ReadAntenna Level | Antenna Factor | Cable Loss | Preamp Factor | Remark |
|-----|-------------|---------------|-------------------|-------------------|--------------------------|-----------------------|-------------------|----------------------|---------------|
| | MHz | dBuV/m | dB | dBuV/m | dBuV | dB/m | dB | dB | |
| 1 | 5142.600 | 69.76 | -13.78 | 83.54 | 32.60 | 34.45 | 2.71 | 0.00 | Peak |
| 2 @ | 5236.200 | 117.82 | | | 80.34 | 34.53 | 2.95 | 0.00 | Peak |
| 3 | 5376.600 | 71.36 | -12.18 | 83.54 | 33.50 | 34.67 | 3.19 | 0.00 | Peak |
| 1 | 5128.500 | 56.09 | -7.45 | 63.54 | 18.95 | 34.43 | 2.71 | 0.00 | Average |
| 2 @ | 5237.700 | 107.29 | | | 69.81 | 34.53 | 2.95 | 0.00 | Average |
| 3 @ | 5351.700 | 58.79 | -4.75 | 63.54 | 20.95 | 34.65 | 3.19 | 0.00 | Average |

The item 2 is fundamental emissions.

| | | | |
|------------------------|---------------|----------------------|-----------------------------------|
| Final Test Date | Oct. 19, 2010 | Test Site No. | 03CH03-HY |
| Temperature | 26.3°C | Humidity | 61% |
| Test Engineer | Eddie | Configuration | 802.11n Ch. 52, 56, 64 (20MHz) |

Channel 52

| | Freq | Level | Over Limit | Limit Line | ReadAntenna Level | Antenna Factor | Cable Loss | Preamp Factor | Remark |
|-----|----------|--------|------------|------------|-------------------|----------------|------------|---------------|---------|
| | MHz | dBuV/m | dB | dBuV/m | dBuV | dB/m | dB | dB | |
| 1 | 5143.800 | 69.87 | -13.67 | 83.54 | 32.71 | 34.45 | 2.71 | 0.00 | Peak |
| 2 @ | 5266.200 | 119.85 | | | 82.25 | 34.57 | 3.03 | 0.00 | Peak |
| 3 | 5358.900 | 71.78 | -11.76 | 83.54 | 33.94 | 34.65 | 3.19 | 0.00 | Peak |
| 1 @ | 5104.200 | 56.88 | -6.66 | 63.54 | 19.85 | 34.40 | 2.63 | 0.00 | Average |
| 2 @ | 5267.400 | 109.37 | | | 71.77 | 34.57 | 3.03 | 0.00 | Average |
| 3 @ | 5350.200 | 58.94 | -4.60 | 63.54 | 21.10 | 34.65 | 3.19 | 0.00 | Average |

The item 2 is fundamental emissions.

Channel 56

| | Freq | Level | Over Limit | Limit Line | ReadAntenna Level | Antenna Factor | Cable Loss | Preamp Factor | Remark |
|-----|----------|--------|------------|------------|-------------------|----------------|------------|---------------|---------|
| | MHz | dBuV/m | dB | dBuV/m | dBuV | dB/m | dB | dB | |
| 1 | 5117.700 | 69.93 | -13.61 | 83.54 | 32.81 | 34.42 | 2.71 | 0.00 | Peak |
| 2 @ | 5284.200 | 118.83 | | | 81.22 | 34.58 | 3.03 | 0.00 | Peak |
| 3 | 5350.200 | 71.99 | -11.55 | 83.54 | 34.15 | 34.65 | 3.19 | 0.00 | Peak |
| 1 | 5127.000 | 56.09 | -7.45 | 63.54 | 18.95 | 34.43 | 2.71 | 0.00 | Average |
| 2 @ | 5285.700 | 108.27 | | | 70.66 | 34.58 | 3.03 | 0.00 | Average |
| 3 @ | 5352.600 | 58.61 | -4.93 | 63.54 | 20.77 | 34.65 | 3.19 | 0.00 | Average |

The item 2 is fundamental emissions.

Channel 64

| | Freq | Level | Over Limit | Limit Line | ReadAntenna Level | Antenna Factor | Cable Loss | Preamp Factor | Remark |
|-----|----------|--------|------------|------------|-------------------|----------------|------------|---------------|---------|
| | MHz | dBuV/m | dB | dBuV/m | dBuV | dB/m | dB | dB | |
| 1 @ | 5323.400 | 119.22 | | | 81.49 | 34.62 | 3.11 | 0.00 | Peak |
| 2 @ | 5351.100 | 80.90 | -2.64 | 83.54 | 43.06 | 34.65 | 3.19 | 0.00 | Peak |
| 1 @ | 5324.200 | 107.32 | | | 69.59 | 34.62 | 3.11 | 0.00 | Average |
| 2 @ | 5350.010 | 62.35 | -1.19 | 63.54 | 24.51 | 34.65 | 3.19 | 0.00 | Average |

The item 1 is fundamental emissions.

| | | | |
|------------------------|---------------|----------------------|--------------------------------------|
| Final Test Date | Oct. 19, 2010 | Test Site No. | 03CH03-HY |
| Temperature | 26.3°C | Humidity | 61% |
| Test Engineer | Eddie | Configuration | 802.11n Ch. 100, 116, 140 (20MHz) |

Channel 100

| | Freq | Level | Over Limit | Limit Line | ReadAntenna Level | Antenna Factor | Cable Loss | Preamp Factor | Remark |
|-----|-------------|---------------|-------------------|-------------------|--------------------------|-----------------------|-------------------|----------------------|---------------|
| | MHz | dBuV/m | dB | dBuV/m | dBuV | dB/m | dB | dB | |
| 1 | 5459.900 | 75.65 | -7.89 | 83.54 | 37.47 | 34.75 | 3.43 | 0.00 | Peak |
| 2 @ | 5503.400 | 120.14 | | | 81.83 | 34.80 | 3.51 | 0.00 | Peak |
| 1 @ | 5459.990 | 56.86 | -6.68 | 63.54 | 18.68 | 34.75 | 3.43 | 0.00 | Average |
| 2 @ | 5503.000 | 108.31 | | | 70.00 | 34.80 | 3.51 | 0.00 | Average |

The item 2 is fundamental emissions.

Channel 116

| | Freq | Level | Over Limit | Limit Line | ReadAntenna Level | Antenna Factor | Cable Loss | Preamp Factor | Remark |
|-----|-------------|---------------|-------------------|-------------------|--------------------------|-----------------------|-------------------|----------------------|---------------|
| | MHz | dBuV/m | dB | dBuV/m | dBuV | dB/m | dB | dB | |
| 1 | 5415.050 | 69.46 | -14.08 | 83.54 | 31.47 | 34.72 | 3.27 | 0.00 | Peak |
| 2 @ | 5572.900 | 116.53 | | | 78.18 | 34.80 | 3.55 | 0.00 | Peak |
| 3 | 5749.300 | 69.51 | -28.33 | 97.84 | 30.97 | 34.80 | 3.74 | 0.00 | Peak |
| 1 | 5407.700 | 56.41 | -7.13 | 63.54 | 18.44 | 34.70 | 3.27 | 0.00 | Average |
| 2 @ | 5572.900 | 106.10 | | | 67.75 | 34.80 | 3.55 | 0.00 | Average |
| 3 | 5727.250 | 57.18 | -20.66 | 77.84 | 18.68 | 34.80 | 3.70 | 0.00 | Average |

The item 2 is fundamental emissions.

Channel 140

| | Freq | Level | Over Limit | Limit Line | ReadAntenna Level | Antenna Factor | Cable Loss | Preamp Factor | Remark |
|-----|-------------|---------------|-------------------|-------------------|--------------------------|-----------------------|-------------------|----------------------|---------------|
| | MHz | dBuV/m | dB | dBuV/m | dBuV | dB/m | dB | dB | |
| 1 @ | 5700.160 | 117.31 | | | 78.81 | 34.80 | 3.70 | 0.00 | Peak |
| 2 | 5727.920 | 80.18 | -17.66 | 97.84 | 41.68 | 34.80 | 3.70 | 0.00 | Peak |
| 1 @ | 5692.480 | 105.90 | | | 67.40 | 34.80 | 3.70 | 0.00 | Average |
| 2 | 5725.040 | 60.26 | -17.58 | 77.84 | 21.76 | 34.80 | 3.70 | 0.00 | Average |

The item 1 is fundamental emissions.

| | | | |
|------------------------|---------------|----------------------|-----------------------------------|
| Final Test Date | Oct. 19, 2010 | Test Site No. | 03CH03-HY |
| Temperature | 26.3°C | Humidity | 61% |
| Test Engineer | Eddie | Configuration | 802.11n Ch. 38, 46, 54 (40MHz) |

Channel 38

| | Freq | Level | Over Limit | Limit Line | ReadAntenna Level | Antenna Factor | Cable Loss | Preamp Factor | Remark |
|-----|----------|--------|------------|------------|-------------------|----------------|------------|---------------|---------|
| | MHz | dBuV/m | dB | dBuV/m | dBuV | dB/m | dB | dB | |
| 1 @ | 5148.620 | 82.46 | -1.08 | 83.54 | 45.22 | 34.45 | 2.79 | 0.00 | Peak |
| 2 @ | 5198.890 | 113.33 | | | 75.96 | 34.50 | 2.87 | 0.00 | Peak |
| 1 @ | 5149.990 | 60.20 | -3.34 | 63.54 | 22.96 | 34.45 | 2.79 | 0.00 | Average |
| 2 @ | 5200.100 | 102.11 | | | 64.74 | 34.50 | 2.87 | 0.00 | Average |

The item 2 is fundamental emissions.

Channel 46

| | Freq | Level | Over Limit | Limit Line | ReadAntenna Level | Antenna Factor | Cable Loss | Preamp Factor | Remark |
|-----|----------|--------|------------|------------|-------------------|----------------|------------|---------------|---------|
| | MHz | dBuV/m | dB | dBuV/m | dBuV | dB/m | dB | dB | |
| 1 | 5117.400 | 68.42 | -15.12 | 83.54 | 31.30 | 34.42 | 2.71 | 0.00 | Peak |
| 2 @ | 5241.300 | 111.30 | | | 73.82 | 34.53 | 2.95 | 0.00 | Peak |
| 3 | 5379.300 | 69.88 | -13.66 | 83.54 | 31.93 | 34.68 | 3.27 | 0.00 | Peak |
| 1 | 5120.100 | 55.67 | -7.87 | 63.54 | 18.55 | 34.42 | 2.71 | 0.00 | Average |
| 2 @ | 5241.300 | 100.75 | | | 63.27 | 34.53 | 2.95 | 0.00 | Average |
| 3 | 5397.300 | 56.40 | -7.14 | 63.54 | 18.43 | 34.70 | 3.27 | 0.00 | Average |

The item 2 is fundamental emissions.

Channel 54

| | Freq | Level | Over Limit | Limit Line | ReadAntenna Level | Antenna Factor | Cable Loss | Preamp Factor | Remark |
|-----|----------|--------|------------|------------|-------------------|----------------|------------|---------------|---------|
| | MHz | dBuV/m | dB | dBuV/m | dBuV | dB/m | dB | dB | |
| 1 | 5136.900 | 71.02 | -12.52 | 83.54 | 33.88 | 34.43 | 2.71 | 0.00 | Peak |
| 2 @ | 5265.300 | 117.35 | | | 79.75 | 34.57 | 3.03 | 0.00 | Peak |
| 3 | 5350.500 | 74.58 | -8.96 | 83.54 | 36.74 | 34.65 | 3.19 | 0.00 | Peak |
| 1 @ | 5144.100 | 57.38 | -6.16 | 63.54 | 20.22 | 34.45 | 2.71 | 0.00 | Average |
| 2 @ | 5267.700 | 106.52 | | | 68.92 | 34.57 | 3.03 | 0.00 | Average |
| 3 @ | 5350.010 | 61.44 | -2.10 | 63.54 | 23.60 | 34.65 | 3.19 | 0.00 | Average |

The item 2 is fundamental emissions.

| | | | |
|------------------------|---------------|----------------------|-----------------------------|
| Final Test Date | Oct. 19, 2010 | Test Site No. | 03CH03-HY |
| Temperature | 26.3°C | Humidity | 61% |
| Test Engineer | Eddie | Configuration | 802.11n Ch. 62, 102 (40MHz) |

Channel 62

| | Freq | Level | Over Limit | Limit Line | ReadAntenna Level | Antenna Factor | Cable Loss | Preamp Factor | Remark |
|-----|-------------|---------------|-------------------|-------------------|--------------------------|-----------------------|-------------------|----------------------|---------------|
| | MHz | dBuV/m | dB | dBuV/m | dBuV | dB/m | dB | dB | |
| 1 @ | 5312.220 | 113.31 | | | 75.58 | 34.62 | 3.11 | 0.00 | Peak |
| 2 @ | 5350.060 | 82.16 | -1.38 | 83.54 | 44.32 | 34.65 | 3.19 | 0.00 | Peak |
| 1 @ | 5307.490 | 102.17 | | | 64.46 | 34.60 | 3.11 | 0.00 | Average |
| 2 @ | 5350.170 | 61.86 | -1.68 | 63.54 | 24.02 | 34.65 | 3.19 | 0.00 | Average |

The item 1 is fundamental emissions.

Channel 102

| | Freq | Level | Over Limit | Limit Line | ReadAntenna Level | Antenna Factor | Cable Loss | Preamp Factor | Remark |
|-----|-------------|---------------|-------------------|-------------------|--------------------------|-----------------------|-------------------|----------------------|---------------|
| | MHz | dBuV/m | dB | dBuV/m | dBuV | dB/m | dB | dB | |
| 1 @ | 5459.320 | 79.49 | -4.05 | 83.54 | 41.31 | 34.75 | 3.43 | 0.00 | Peak |
| 2 @ | 5500.960 | 115.92 | | | 77.61 | 34.80 | 3.51 | 0.00 | Peak |
| 1 @ | 5459.990 | 61.65 | -1.89 | 63.54 | 23.47 | 34.75 | 3.43 | 0.00 | Average |
| 2 @ | 5501.560 | 104.51 | | | 66.20 | 34.80 | 3.51 | 0.00 | Average |

The item 2 is fundamental emissions.

| | | | |
|------------------------|---------------|----------------------|------------------------------|
| Final Test Date | Oct. 19, 2010 | Test Site No. | 03CH03-HY |
| Temperature | 26.3°C | Humidity | 61% |
| Test Engineer | Eddie | Configuration | 802.11n Ch. 110, 134 (40MHz) |

Channel 110

| | Freq | Level | Over Limit | Limit Line | ReadAntenna Level | Antenna Factor | Cable Loss | Preamp Factor | Remark |
|------------|-----------------|---------------|-------------------|-------------------|--------------------------|-----------------------|-------------------|----------------------|----------------|
| | MHz | dBuV/m | dB | dBuV/m | dBuV | dB/m | dB | dB | |
| 1 | 5448.650 | 69.74 | -13.80 | 83.54 | 31.64 | 34.75 | 3.35 | 0.00 | Peak |
| 2 @ | 5555.050 | 114.39 | | | 76.04 | 34.80 | 3.55 | 0.00 | Peak |
| 3 | 5731.100 | 69.66 | -28.18 | 97.84 | 31.12 | 34.80 | 3.74 | 0.00 | Peak |
| 1 @ | 5447.250 | 56.55 | -6.99 | 63.54 | 18.45 | 34.75 | 3.35 | 0.00 | Average |
| 2 @ | 5545.250 | 103.62 | | | 65.27 | 34.80 | 3.55 | 0.00 | Average |
| 3 | 5728.300 | 57.15 | -20.69 | 77.84 | 18.65 | 34.80 | 3.70 | 0.00 | Average |

The item 2 is fundamental emissions.

Channel 134

| | Freq | Level | Over Limit | Limit Line | ReadAntenna Level | Antenna Factor | Cable Loss | Preamp Factor | Remark |
|------------|-----------------|---------------|-------------------|-------------------|--------------------------|-----------------------|-------------------|----------------------|----------------|
| | MHz | dBuV/m | dB | dBuV/m | dBuV | dB/m | dB | dB | |
| 1 @ | 5673.280 | 114.45 | | | 75.99 | 34.80 | 3.66 | 0.00 | Peak |
| 2 | 5731.480 | 76.43 | -21.41 | 97.84 | 37.89 | 34.80 | 3.74 | 0.00 | Peak |
| 1 @ | 5673.760 | 103.05 | | | 64.59 | 34.80 | 3.66 | 0.00 | Average |
| 2 | 5725.120 | 58.25 | -19.59 | 77.84 | 19.75 | 34.80 | 3.70 | 0.00 | Average |

The item 1 is fundamental emissions.

3.8 Frequency Stability Measurement

3.8.1 Limit

Manufacturers of U-NII devices are responsible for ensuring frequency stability such that an emissions is maintained within the band of operation under all conditions of normal operation as specified in the user’s manual or ±20ppm (IEEE 802.11a specification).

3.8.2 Measuring Instruments and Setting

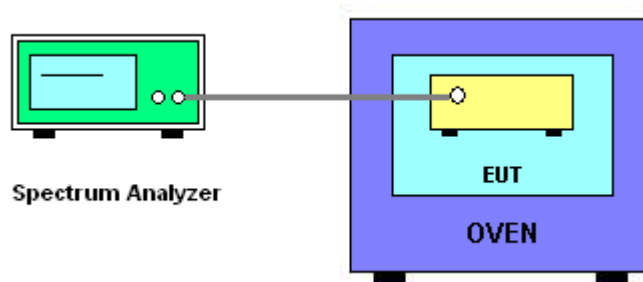
Please refer to section 4 of equipments list in this report. The following table is the setting of the spectrum analyzer.

| Spectrum Parameter | Setting |
|--------------------|--|
| Attenuation | Auto |
| Span Frequency | Entire absence of modulation emissions bandwidth |
| RB | 10 kHz |
| VB | 10 kHz |
| Sweep Time | Auto |

3.8.3 Test Procedures

1. The transmitter output (antenna port) was connected to the spectrum analyzer.
2. EUT have transmitted absence of modulation signal and fixed channelize.
3. Set the spectrum analyzer span to view the entire absence of modulation emissions bandwidth.
4. Set RBW = 10 kHz, VBW = 10 kHz with peak detector and maxhold settings.
5. fc is declaring of channel frequency. Then the frequency error formula is $(fc-f)/fc \times 10^6$ ppm and the limit is less than ±20ppm (IEEE 802.11a specification).
6. The test extreme voltage is to change the primary supply voltage from 85 to 115 percent of the nominal value
7. Extreme temperature rule is -30°C~50°C.
8. Measuring multiple antennas, the connectors are required to link with Spectrum Analyzer through a combiner.

3.8.4 Test Setup Layout



3.8.5 Test Deviation

There is no deviation with the original standard.

3.8.6 EUT Operation during Test

The EUT was programmed to be in continuously un-modulation transmitting mode.

3.8.7 Test Result of Frequency Stability

Voltage vs. Frequency Stability

| Voltage | Measurement Frequency (MHz) |
|-----------------------------|------------------------------------|
| (V) | 5320 MHz |
| 126.5 | 5319.989710 |
| 110 | 5319.988010 |
| 93.5 | 5319.988410 |
| Max. Deviation (MHz) | 0.011990 |
| Max. Deviation (ppm) | 2.25 |

Temperature vs. Frequency Stability

| Temperature | Measurement Frequency (MHz) |
|-----------------------------|------------------------------------|
| (°C) | 5320 MHz |
| -30 | 5320.009600 |
| -20 | 5320.010200 |
| -10 | 5320.011400 |
| 0 | 5320.009600 |
| 10 | 5320.000600 |
| 20 | 5319.989800 |
| 30 | 5319.986200 |
| 40 | 5319.973000 |
| 50 | 5319.974200 |
| Max. Deviation (MHz) | 0.027000 |
| Max. Deviation (ppm) | 5.08 |

3.9 Antenna Requirements

3.9.1 Limit

Except for special regulations, the Low-power Radio-frequency Devices must not be equipped with any jacket for installing an antenna with extension cable. An intentional radiator shall be designed to ensure that no antenna other than that furnished by the responsible party shall be used with the device. The use of a permanently attached antenna or of an antenna that uses a unique coupling to the intentional radiator shall be considered sufficient to comply with the provisions of this Section. The manufacturer may design the unit so that the user can replace a broken antenna, but the use of a standard antenna jack or electrical connector is prohibited.

3.9.2 Antenna Connector Construction

Please refer FCC 15.407 section 15.203. The antenna specification is not subject to the requirement of FCC 15.407 section 2.2.

4 LIST OF MEASURING EQUIPMENTS

| Instrument | Manufacturer | Model No. | Serial No. | Characteristics | Calibration Date | Remark |
|---------------------|--------------|--------------|------------|-----------------|------------------|----------------------|
| EMC Receiver | R&S | ESCS 30 | 100174 | 9kHz – 2.75GHz | Apr. 06, 2010 | Conduction (CO04-HY) |
| LISN | MessTec | NNB-2/16Z | 99041 | 9kHz – 30MHz | Mar. 23, 2010 | Conduction (CO04-HY) |
| LISN (Support Unit) | EMCO | 3810/2NM | 9703-1839 | 9kHz – 30MHz | Apr. 29, 2010 | Conduction (CO04-HY) |
| RF Cable-CON | UTIFLEX | 3102-26886-4 | CB049 | 9kHz – 30MHz | Apr. 20, 2010 | Conduction (CO04-HY) |
| EMI Filter | LINDGREN | LRE-2030 | 2651 | < 450 Hz | N/A | Conduction (CO04-HY) |

Note: Calibration Interval of instruments listed above is one year.

| Instrument | Manufacturer | Model No. | Serial No. | Characteristics | Calibration Date | Remark |
|----------------------------|--------------|--------------|-------------|-----------------|------------------|---------------------|
| Spectrum Analyzer | R&S | FSU26.5 | 100015 | 20Hz ~ 26.5GHz | Nov. 19, 2009 | Conducted (TH01-HY) |
| DC Power Source | G.W. | GPC-6030D | C671845 | DC 1V ~ 60V | Apr. 16, 2010 | Conducted (TH01-HY) |
| Temp. and Humidity Chamber | Giant Force | GTH-225-20-S | MAB0103-001 | N/A | Aug. 05, 2010 | Conducted (TH01-HY) |
| RF CABLE-1m | Jye Bao | RG142 | CB034-1m | 20MHz ~ 7GHz | Dec. 02, 2009 | Conducted (TH01-HY) |
| RF CABLE-2m | Jye Bao | RG142 | CB035-2m | 20MHz ~ 1GHz | Dec. 02, 2009 | Conducted (TH01-HY) |
| Signal Generator | R&S | SMR40 | 100116 | 10MHz ~ 40GHz | Mar. 30, 2010 | Conducted (TH01-HY) |
| Power Sensor | Anritsu | MA2411B | 0917017 | 300MHz~40GHz | Dec. 03, 2009 | Conducted (TH01-HY) |
| Power Meter | Anritsu | ML2495A | 0949003 | 300MHz~40GHz | Dec. 03, 2009 | Conducted (TH01-HY) |

Note: Calibration Interval of instruments listed above is one year.

| Instrument | Manufacturer | Model No. | Serial No. | Characteristics | Calibration Date | Remark |
|-----------------|--------------|-----------|-------------|-----------------|------------------|---------------------|
| AC Power Source | HPC | HPA-500W | HPA-9100024 | AC 0 ~ 300V | Jul. 26, 2010* | Conducted (TH01-HY) |

Note: Calibration Interval of instruments listed above is two year.

| Instrument | Manufacturer | Model No. | Serial No. | Characteristics | Calibration Date | Remark |
|--------------------------|----------------|--------------|-------------|----------------------|------------------|--------------------------|
| 3m Semi Anechoic Chamber | SIDT FRANKONIA | SAC-3M | 03CH03-HY | 30 MHz - 1 GHz 3m | Jun. 18, 2010 | Radiation (03CH03-HY) |
| Amplifier | SCHAFFNER | COA9231A | 18667 | 9 kHz - 2 GHz | Jan. 24, 2010 | Radiation (03CH03-HY) |
| Amplifier | Agilent | 8449B | 3008A02120 | 1 GHz - 26.5 GHz | Aug. 02, 2010 | Radiation (03CH03-HY) |
| Spectrum Analyzer | R&S | FSP40 | 100305/040 | 9 kHz - 40GHz | Feb. 02, 2010 | Radiation (03CH03-HY) |
| Bilog Antenna | SCHAFFNER | CBL 6112D | 22237 | 30 MHz – 1 GHz | Oct. 16, 2010 | Radiation (03CH03-HY) |
| Horn Antenna | EMCO | 3115 | 6741 | 1GHz ~ 18GHz | May 20, 2010 | Radiation (03CH03-HY) |
| Horn Antenna | SCHWARZBECK | BBHA9170 | BBHA9170154 | 15 GHz - 40 GHz | Jan.11, 2010 | Radiation (03CH03-HY) |
| RF Cable-R03m | Jye Bao | RG142 | CB021 | 30 MHz - 1 GHz | Jan. 05, 2010 | Radiation (03CH03-HY) |
| RF Cable-HIGH | SUHNER | SUCOFLEX 106 | 03CH03-HY | 1 GHz - 40 GHz | Jan. 05, 2010 | Radiation (03CH03-HY) |
| Turn Table | HD | DS 420 | 420/650/00 | 0 – 360 degree | N/A | Radiation (03CH03-HY) |
| Antenna Mast | HD | MA 240 | 240/560/00 | 1 m - 4 m | N/A | Radiation (03CH03-HY) |

Note: Calibration Interval of instruments listed above is one year.

| Instrument | Manufacturer | Model No. | Serial No. | Characteristics | Calibration Date | Remark |
|--------------|--------------|-----------|------------|-----------------|------------------|--------------------------|
| Loop Antenna | R&S | HFH2-Z2 | 860004/001 | 9 kHz - 30 MHz | Jul. 29, 2010* | Radiation (03CH03-HY) |

Note: Calibration Interval of instruments listed above is two year.

5 TEST LOCATION

| | |
|--------|--|
| SHIJR | ADD : 6Fl., No. 106, Sec. 1, Shintai 5th Rd., Shijr City, Taipei, Taiwan 221, R.O.C. TEL : 886-2-2696-2468 FAX : 886-2-2696-2255 |
| HWA YA | ADD : No. 52, Hwa Ya 1st Rd., Kwei-Shan Hsiang, Tao Yuan Hsien, Taiwan, R.O.C. TEL : 886-3-327-3456 FAX : 886-3-318-0055 |
| LINKOU | ADD : No. 30-2, Dingfu Tsuen, Linkou Shiang, Taipei, Taiwan 244, R.O.C TEL : 886-2-2601-1640 FAX : 886-2-2601-1695 |
| DUNGHU | ADD : No. 3, Lane 238, Kangle St., Neihu Chiu, Taipei, Taiwan 114, R.O.C. TEL : 886-2-2631-4739 FAX : 886-2-2631-9740 |
| JUNGHE | ADD : 7Fl., No. 758, Jungjeng Rd., Junghe City, Taipei, Taiwan 235, R.O.C. TEL : 886-2-8227-2020 FAX : 886-2-8227-2626 |
| NEIHU | ADD : 4Fl., No. 339, Hsin Hu 2 nd Rd., Taipei 114, Taiwan, R.O.C. TEL : 886-2-2794-8886 FAX : 886-2-2794-9777 |
| JHUBEI | ADD : No.8, Lane 728, Bo-ai St., Jhubei City, HsinChu County 302, Taiwan, R.O.C. TEL : 886-3-656-9065 FAX : 886-3-656-9085 |

6 TAF CERTIFICATE OF ACCREDITATION



Certificate No. : L1190-100529

財團法人全國認證基金會
Taiwan Accreditation Foundation

Certificate of Accreditation

This is to certify that

Sporton International Inc.
EMC & Wireless Communications Laboratory
No.52, Hwa Ya 1st Rd., Hwa Ya Technology Park, Kwei-Shan Hsiang, Tao Yuan Hsien,
Taiwan, R.O.C.

is accredited in respect of laboratory

| | |
|---------------------------------------|--|
| Accreditation Criteria | : ISO/IEC 17025:2005 |
| Accreditation Number | : 1190 |
| Originally Accredited | : December 15, 2003 |
| Effective Period | : January 10, 2010 to January 09, 2013 |
| Accredited Scope | : Testing Field, see described in the Appendix |
| Specific Accreditation Program | : Accreditation Program for Designated Testing Laboratory for Commodities Inspection Accreditation Program for Telecommunication Equipment Testing Laboratory Accreditation Program for BSMI Mutual Recognition Arrangement with Foreign Authorities |



Jay-San Chen
President, Taiwan Accreditation Foundation
Date : May 29, 2010

PI, total 23 pages

The Appendix forms an integral part of this Certificate, which shall be invalid when use without the Appendix