

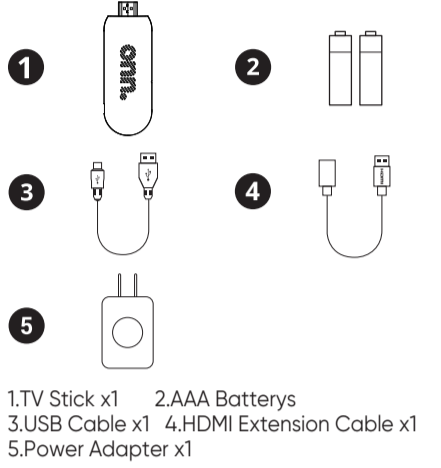
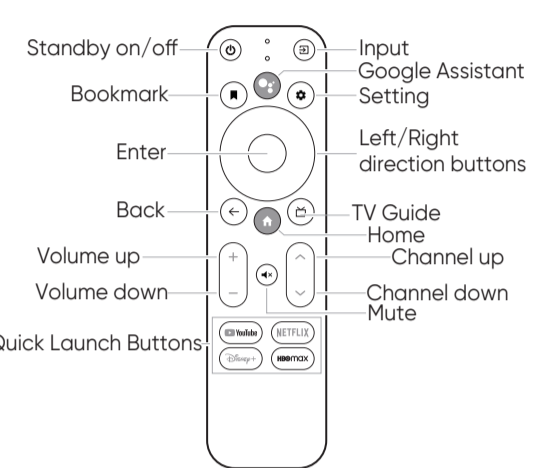
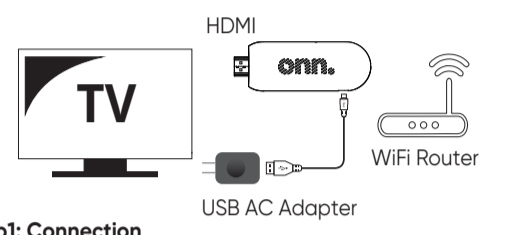






Date: 05 Feb 2021  
 Stock: 157g C2S  
 Size: 18.9" x 3.15"

 onn. 2K Streaming Stick Model: 100024646 Quick Start Guide	<b>WHAT'S IN THE BOX</b> Check to make sure you have everything below.	<b>REMOTE CONTROL</b>	<b>Let's Get Started !</b> Here's what you'll need to get set up:	<b>Let's Get Started !</b> Here's what you'll need to get set up:	We'd love to hear from you. Scan with your Walmart app and let us know what you think.  100024646 6 81131 41334 3
			 <p><b>Step1: Connection</b>          Plug the TV Stick into an HDMI port on your TV set.          Note: If it doesn't fit, you can also connect the TV via the HDMI extension cable.          Use the included USB power cable and power adaptor to connect your TV Stick to a wall outlet.          Note: If the TV set has a power USB port and can provide sufficient continuous power, you can also plug the micro-USB cable directly into the TV set port.</p>	 <p><b>Step3: Networking</b>          Select your WiFi network &amp; key-in the password.</p> <p><b>Step4: Setup completed</b>          Your TV should now be ready!          If a TV introduction/tutorial screen appears, simply press the right arrow button on your remote control to proceed.</p>	

Dimensions: 3.15" (80.01mm) height, 18.9" (480.06mm) width

FRONT

<b>SAFETY INFORMATION</b>  <b>WARNING!</b> • Presence of live parts inside the device! Do not open. Risk of electric shock! • No parts should be repaired by users. • Place the device on a flat, firm and stable surface. Do not put it on a carpet or rug. • Place the device in a well-ventilated location to prevent accumulation of internal heat. • Protect the device from high temperatures, humidity, water and dust. • Do not place any objects near your device that may damage it (e.g. liquid-filled objects or candles). • Do not mix old and new batteries and Do not mix alkaline, standard (carbon-zinc) or rechargeable (ni-cad, ni-mh, etc.) batteries	<b>TROUBLESHOOTING</b> • <b>No display after power on.</b> Confirm your device and TV are powered and turned on. Confirm your HDMI is plugged in and the TV is set to the correct HDMI input. • <b>TV has images but no sound.</b> Make sure your TV is not in mute and volume up; then enter your A/V setting menu and select the appropriate sound channel and language. • <b>Failed to connect to the network.</b> Make sure your Wi-Fi is functional and your box has a strong enough signal from your router. • <b>Remote Control Failure.</b> Replace your Remote Control batteries with new ones, then re-pair it by holding the pairing key on the side of the device for more than 3 seconds. • <b>Please use our accessories to avoid any risk.</b>	<b>COMPLIANCE</b> U.S. FCC Statement FCC ID: HBN-S2W9821 Rating: DCSV, IA Operation Temperature: 0~40°C This device complies with Part 15 of the FCC Rules. Operation is subject to the following two conditions: (1) This device may not cause harmful interference, and (2) this device must accept any interference received, including interference that may cause undesired operation. This equipment has been tested and found to comply with the limits for a Class B digital device, pursuant to Part 15 of the FCC Rules. These limits are designed to provide reasonable protection against harmful interference in a residential installation. The device for operation in the band 5150-5250 MHz is only for indoor use to reduce the potential for harmful interference to co-channel mobile satellite systems. Shielded cables must be used with this unit to ensure compliance with the Class B FCC limits.	<b>COMPLIANCE</b> This equipment generates and uses radiate radio frequency energy, if not installed and used in accordance with the instructions, it may cause harmful interference to radio communications. However, there is no guarantee that interference will not occur in a particular installation. If this equipment does cause harmful interference to radio or television reception, which can be determined by turning the equipment off and on, the user is encouraged to correct the interference by one or more of the following measures: • Reorient or relocate the receiving antenna. • Increase the separation between the equipment and receiver. • Connect the equipment into an outlet on a circuit different from that to which the receiver is connected. • Consult the dealer or an experienced radio/TV technician for help.	<b>COMPLIANCE</b> Caution: Any changes or modifications not expressly approved by the party responsible for compliance could void the user's authority to operate the equipment. This equipment complies with FCC RF radiation exposure limits set forth for an uncontrolled environment. This device and its antenna must not be co-located or operating in conjunction with any other antenna or transmitter. The antennas used for this transmitter must be installed provide a separation distance of at least 20 cm from all persons and must not be co-located or operating in conjunction with any other antenna or transmitter.	<b>COMPLIANCE</b>  Manufactured under license from Dolby Laboratories. Dolby, Dolby Audio, and the double-D symbol are trademarks of Dolby Laboratories Licensing Corporation.  The terms HDMI, HDMI High-Definition Multimedia Interface, and the HDMI Logo are trademarks or registered trademarks of HDMI Licensing Administrator, Inc. Google, Google Play, YouTube, Android TV and other marks are trademarks of Google LLC. Netflix is a trademark of Netflix, Inc. All brands contained herein are trademarks of their respective owners. This device complies with part 15 of the FCC Rules (SDoC). To learn more details, please visit: <a href="https://www.askey.com.tw/gpl_declaration.html">https://www.askey.com.tw/gpl_declaration.html</a>
---	--	---	---	---	--

Dimensions: 3.15" (80.01mm) height, 18.9" (480.06mm) width

BACK

- Cut line
- - - Fold line
- Copy safe area
- Outside bleed
- ☒ Glue area