

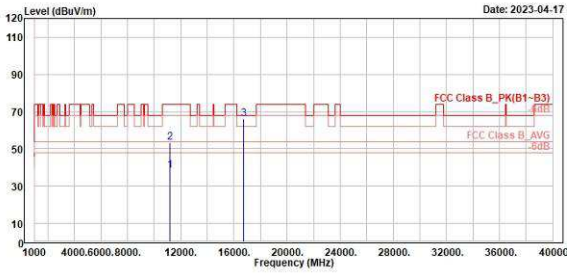
802.11ax HE20

CH 116 (Horizontal)

CH 116 (Vertical)



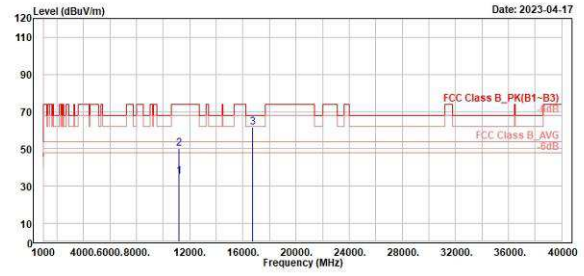
TUV Rheinland Taiwan Ltd.
No. 438-18, Sec. 2, Fenliao, Linkou Dist., New Taipei City 244, Taiwan(R.O.C.)
Tel: +886-2172-1000 Fax: +886-2172-1022



Freq	Level	Read	Limit	Over	APos	TPos	Remark	Pol/Phase	Note
MHz	dBuV/m	dBuV	dB/m	dBuV/m	dB	cm	deg		
1	11160.00	38.37	41.59	-3.22	54.00	-15.63	100	7	Average Horizontal
2	11160.00	53.60	56.82	-3.22	74.00	-20.40	100	7	Peak Horizontal
3	16740.00	66.33	62.17	4.16	68.20	-1.87	126	360	Peak Horizontal



TUV Rheinland Taiwan Ltd.
No. 438-18, Sec. 2, Fenliao, Linkou Dist., New Taipei City 244, Taiwan(R.O.C.)
Tel: +886-2172-1000 Fax: +886-2172-1022



Freq	Level	Read	Limit	Over	APos	TPos	Remark	Pol/Phase	Note
MHz	dBuV/m	dBuV	dB/m	dBuV/m	dB	cm	deg		
1	11160.00	34.99	38.21	-3.22	54.00	-19.01	391	360	Average Vertical
2	11160.00	50.37	53.59	-3.22	74.00	-23.63	391	360	Peak Vertical
3	16740.00	61.08	57.64	4.16	68.20	-6.40	100	103	Peak Vertical

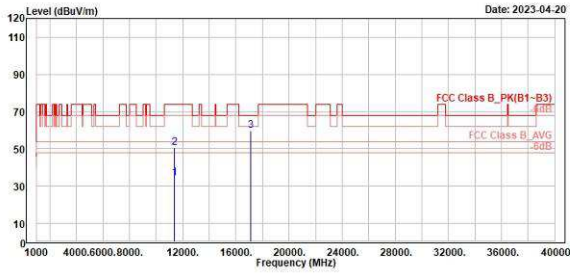
802.11ax HE20

CH 140 (Horizontal)

CH 140 (Vertical)



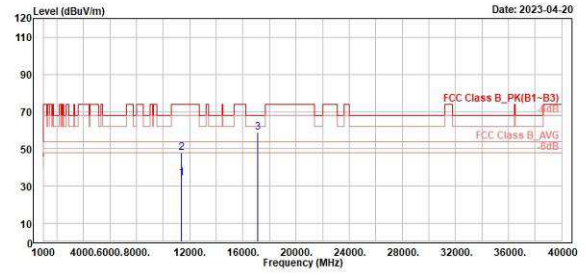
TUV Rheinland Taiwan Ltd.
No. 438-18, Sec. 2, Fenliiao, Linkou Dist., New Taipei City 244, Taiwan(R.O.C.)
Tel: +886-2172-1000 Fax: +886-2172-1322



	Read Level	Factor	Limit Line	Over Limit	APos	TPos	Remark	Pol/Phase	Note
	MHz	dBuV/m	dBuV	dB/m	dBuV/m	dB	cm	deg	
1	11400.00	34.30	37.24	-2.94	54.00	-19.70	100	59	Average Horizontal
2	11400.00	50.47	53.41	-2.94	74.00	-23.53	100	59	Peak Horizontal
3	17100.00	59.69	55.45	4.24	68.20	-8.51	100	80	Peak Horizontal



TUV Rheinland Taiwan Ltd.
No. 438-18, Sec. 2, Fenliiao, Linkou Dist., New Taipei City 244, Taiwan(R.O.C.)
Tel: +886-2172-1000 Fax: +886-2172-1322



	Read Level	Factor	Limit Line	Over Limit	APos	TPos	Remark	Pol/Phase	Note
	MHz	dBuV/m	dBuV	dB/m	dBuV/m	dB	cm	deg	
1	11400.00	34.41	37.35	-2.94	54.00	-19.59	400	103	Average Vertical
2	11400.00	48.06	51.00	-2.94	74.00	-25.04	400	103	Peak Vertical
3	17100.00	58.91	54.67	4.24	68.20	-9.29	100	130	Peak Vertical

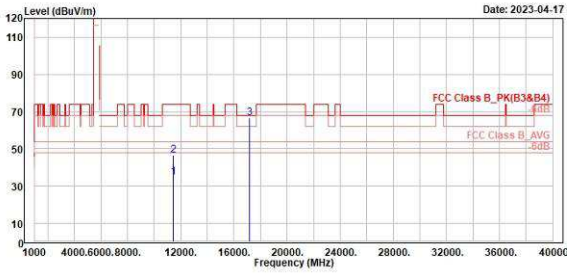
802.11ax HE20

CH 144 (Horizontal)

CH 144 (Vertical)



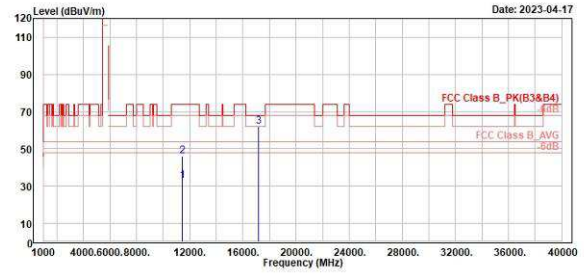
TUV Rheinland Taiwan Ltd.
No. 438-18, Sec. 2, Fenliao, Linkou Dist., New Taipei City 244, Taiwan(R.O.C.)
Tel: +886-2172-1000 Fax: +886-2172-1022



Freq	Level	Read Level	Factor	Limit Line	Over Limit	APos	TPos	Remark	Pol/Phase	Note
MHz	dBuV/m	dBuV	dB/m	dBuV/m	dB	cm	deg			
1	11440.00	34.65	37.53	-2.88	54.00	-19.35	200	99 Average	Horizontal	
2	11440.00	46.33	49.21	-2.88	74.00	-27.67	200	99 Peak	Horizontal	
3	17160.00	66.83	62.52	4.31	68.20	-1.37	134	332 Peak	Horizontal	



TUV Rheinland Taiwan Ltd.
No. 438-18, Sec. 2, Fenliao, Linkou Dist., New Taipei City 244, Taiwan(R.O.C.)
Tel: +886-2172-1000 Fax: +886-2172-1022



Freq	Level	Read Level	Factor	Limit Line	Over Limit	APos	TPos	Remark	Pol/Phase	Note
MHz	dBuV/m	dBuV	dB/m	dBuV/m	dB	cm	deg			
1	11440.00	32.82	35.70	-2.88	54.00	-21.18	100	56 Average	Vertical	
2	11440.00	46.23	49.11	-2.88	74.00	-27.77	100	56 Peak	Vertical	
3	17160.00	61.83	57.52	4.31	68.20	-6.37	400	263 Peak	Vertical	

802.11ax HE40

CH 102 (Horizontal)

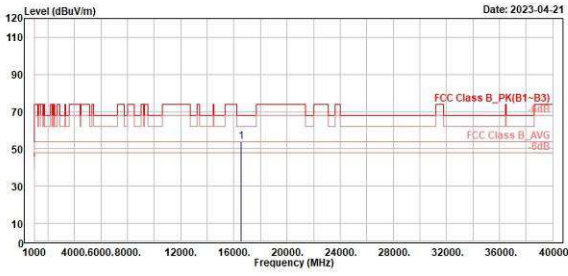
CH 102 (Vertical)



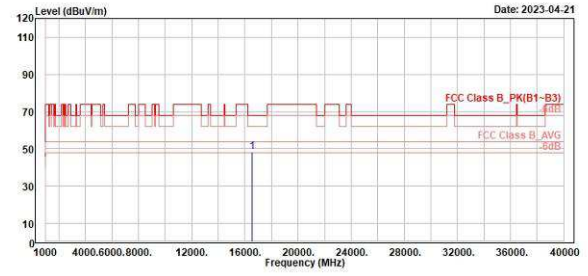
TUV Rheinland Taiwan Ltd.
No. 438-18, Sec. 2, Fenliiao, Linkou Dist., New Taipei City 244, Taiwan(R.O.C.)
Tel: +886-2172-1000 Fax: +886-2172-1322



TUV Rheinland Taiwan Ltd.
No. 438-18, Sec. 2, Fenliiao, Linkou Dist., New Taipei City 244, Taiwan(R.O.C.)
Tel: +886-2172-1000 Fax: +886-2172-1322



1	16530.00	53.94	50.62	3.32	68.20	-14.26	200	205	Peak	Horizontal	
---	----------	-------	-------	------	-------	--------	-----	-----	------	------------	--



1	16530.00	48.16	44.84	3.32	68.20	-20.04	300	127	Peak	Vertical	
---	----------	-------	-------	------	-------	--------	-----	-----	------	----------	--

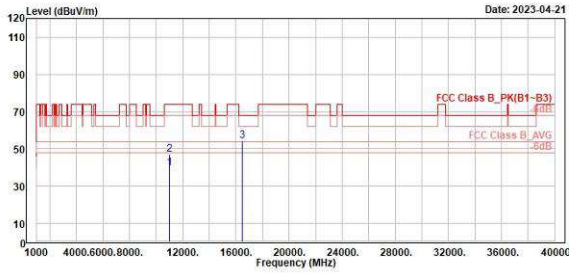
802.11ax HE40

CH 110 (Horizontal)

CH 110 (Vertical)



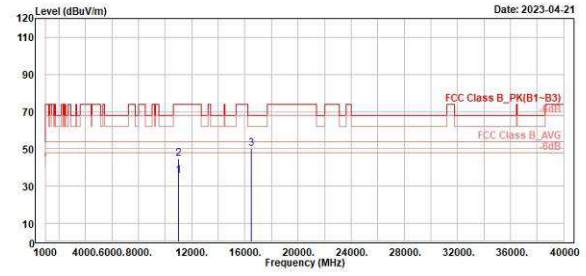
TÜV Rheinland Taiwan Ltd.
No. 438-18, Sec. 2, Fenliiao, Linkou Dist., New Taipei City 244, Taiwan(R.O.C.)
Tel: +886-2172-1000 Fax: +886-2172-1922



Read	Level	Factor	Limit	Over	APos	TPos	Remark	Pol/Phase	Note
MHz	dBuV/m	dBuV	dB/m	dBuV/m	dB	cm	deg		
1	11000.00	39.64	43.87	-3.43	54.00	-14.36	100	274 Average	Horizontal
2	11000.00	47.08	50.51	-3.43	74.00	-26.92	100	274 Peak	Horizontal
3	15500.00	54.17	51.03	3.14	68.20	-14.03	300	251 Peak	Horizontal



TÜV Rheinland Taiwan Ltd.
No. 438-18, Sec. 2, Fenliiao, Linkou Dist., New Taipei City 244, Taiwan(R.O.C.)
Tel: +886-2172-1000 Fax: +886-2172-1922



Read	Level	Factor	Limit	Over	APos	TPos	Remark	Pol/Phase	Note
MHz	dBuV/m	dBuV	dB/m	dBuV/m	dB	cm	deg		
1	11000.00	35.49	38.92	-3.43	54.00	-18.51	200	279 Average	Vertical
2	11000.00	44.91	48.34	-3.43	74.00	-29.09	200	279 Peak	Vertical
3	15500.00	50.14	47.00	3.14	68.20	-18.06	100	19 Peak	Vertical

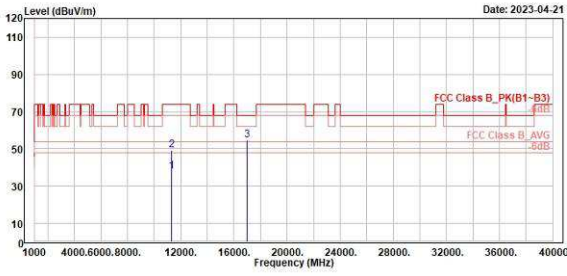
802.11ax HE40

CH 134 (Horizontal)

CH 134 (Vertical)



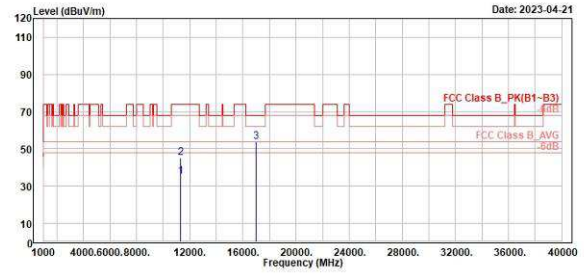
TUV Rheinland Taiwan Ltd.
No. 438-18, Sec. 2, Fenliao, Linkou Dist., New Taipei City 244, Taiwan(R.O.C.)
Tel: +886-2172-1000 Fax: +886-2172-1322



	Freq	Level	Read		Limit		APos	TPos	Remark	Pol/Phase	Note
			Level	Factor	Line	Over					
	MHz	dBuV/m	dBuV	dB/m	dBuV/m	dB	cm	deg			
1	11340.00	38.09	41.08	-2.99	54.00	-15.91	200	360	Average	Horizontal	
2	11340.00	49.22	52.21	-2.99	74.00	-24.78	200	360	Peak	Horizontal	
3	17010.00	54.66	50.58	3.68	68.20	-13.54	100	86	Peak	Horizontal	



TUV Rheinland Taiwan Ltd.
No. 438-18, Sec. 2, Fenliao, Linkou Dist., New Taipei City 244, Taiwan(R.O.C.)
Tel: +886-2172-1000 Fax: +886-2172-1322



	Freq	Level	Read		Limit		APos	TPos	Remark	Pol/Phase	Note
			Level	Factor	Line	Over					
	MHz	dBuV/m	dBuV	dB/m	dBuV/m	dB	cm	deg			
1	11340.00	35.17	38.16	-2.99	54.00	-18.83	400	227	Average	Vertical	
2	11340.00	45.17	48.15	-2.99	74.00	-28.83	400	227	Peak	Vertical	
3	17010.00	53.98	50.30	3.68	68.20	-14.22	100	43	Peak	Vertical	

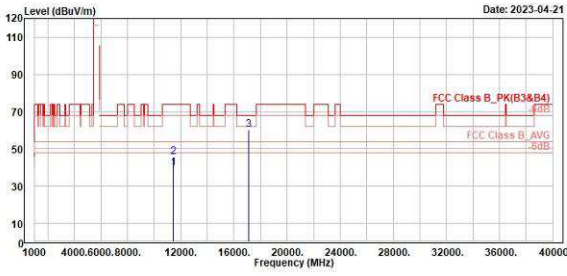
802.11ax HE40

CH 142(Horizontal)

CH 142 (Vertical)



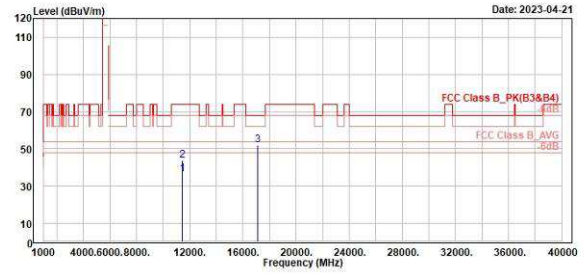
TUV Rheinland Taiwan Ltd.
No. 438-18, Sec 2, Fenliiao, Linkou Dist., New Taipei City 244, Taiwan(R.O.C.)
Tel: +886-2172-1000 Fax: +886-2172-1922



Read	Limit	Over	APos	TPos	Remark	Pol/Phase	Note	
Freq	Level	Factor	Line	Limit				
MHz	dBuV/m	dBuV	dB/m	dBuV/m	dB	cm	deg	
1	11420.00	39.61	42.52	-2.91	54.00	-14.39	100	276 Average Horizontal
2	11420.00	45.70	48.61	-2.91	74.00	-28.30	100	276 Peak Horizontal
3	17130.00	60.23	55.95	4.28	68.20	-7.97	300	163 Peak Horizontal



TUV Rheinland Taiwan Ltd.
No. 438-18, Sec 2, Fenliiao, Linkou Dist., New Taipei City 244, Taiwan(R.O.C.)
Tel: +886-2172-1000 Fax: +886-2172-1922



Read	Limit	Over	APos	TPos	Remark	Pol/Phase	Note	
Freq	Level	Factor	Line	Limit				
MHz	dBuV/m	dBuV	dB/m	dBuV/m	dB	cm	deg	
1	11420.00	36.29	39.28	-2.91	54.00	-17.71	322	41 Average Vertical
2	11420.00	43.88	46.79	-2.91	74.00	-30.12	322	41 Peak Vertical
3	17130.00	51.95	47.67	4.28	68.20	-16.25	400	77 Peak Vertical

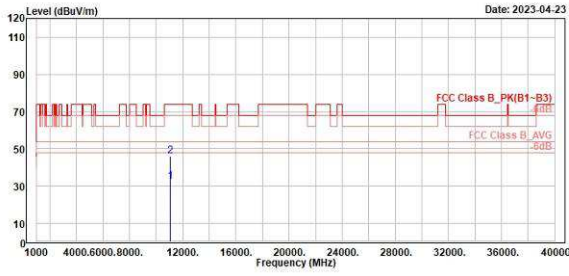
802.11ax HE80

CH 106 (Horizontal)

CH 106 (Vertical)



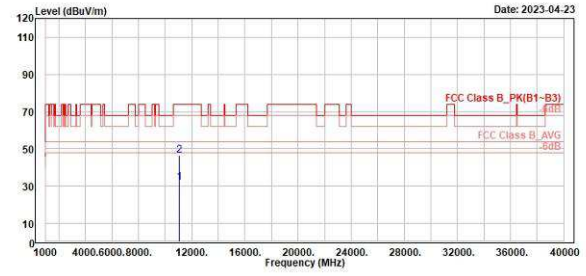
TUV Rheinland Taiwan Ltd.
No. 438-18, Sec. 2, Fenliiao, Linkou Dist., New Taipei City 244, Taiwan(R.O.C.)
Tel: +886-2172-1000 Fax: +886-2172-1322



	Freq	Level	Read		Limit		APos	TPos	Remark	Pol/Phase	Note
			Level	Factor	Line	Limit					
	MHz	dBuV/m	dBuV	dB/m	dBuV/m	dB	cm	deg			
1	11860.00	32.57	35.90	-3.33	54.00	-21.43	100	152	Average	Horizontal	
2	11860.00	46.27	49.60	-3.33	74.00	-27.73	100	152	Peak	Horizontal	



TUV Rheinland Taiwan Ltd.
No. 438-18, Sec. 2, Fenliiao, Linkou Dist., New Taipei City 244, Taiwan(R.O.C.)
Tel: +886-2172-1000 Fax: +886-2172-1322



	Freq	Level	Read		Limit		APos	TPos	Remark	Pol/Phase	Note
			Level	Factor	Line	Limit					
	MHz	dBuV/m	dBuV	dB/m	dBuV/m	dB	cm	deg			
1	11860.00	32.11	35.44	-3.33	54.00	-21.89	400	204	Average	Vertical	
2	11860.00	46.46	49.79	-3.33	74.00	-27.54	400	204	Peak	Vertical	

802.11ax HE80

CH 122 (Horizontal)

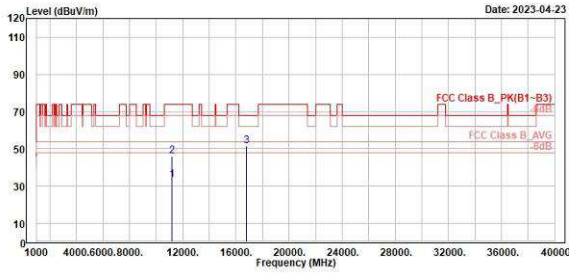
CH 122 (Vertical)



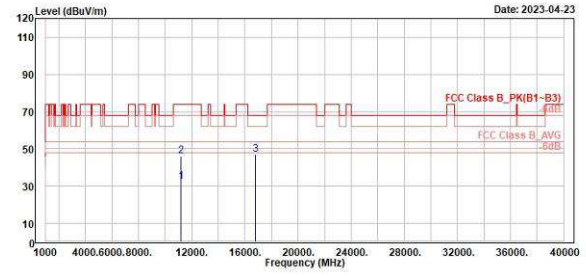
TUV Rheinland Taiwan Ltd.
No. 438-18, Sec. 2, Fenliiao, Linkou Dist., New Taipei City 244, Taiwan(R.O.C.)
Tel: +886-2172-1000 Fax: +886-2172-1922



TUV Rheinland Taiwan Ltd.
No. 438-18, Sec. 2, Fenliiao, Linkou Dist., New Taipei City 244, Taiwan(R.O.C.)
Tel: +886-2172-1000 Fax: +886-2172-1922



	Freq	Level	Read	Limit	Over	APos	TPos	Remark	Pol/Phase	Note
	MHz	dBuV/m	dBuV	dB/m	dBuV/m	dB	cm	deg		
1	11220.00	33.24	36.39	-3.15	54.00	-20.76	300	292 Average	Horizontal	
2	11220.00	45.86	49.01	-3.15	74.00	-28.14	300	292 Peak	Horizontal	
3	16830.00	51.73	47.44	4.29	68.20	-16.47	200	185 Peak	Horizontal	



	Freq	Level	Read	Limit	Over	APos	TPos	Remark	Pol/Phase	Note
	MHz	dBuV/m	dBuV	dB/m	dBuV/m	dB	cm	deg		
1	11220.00	32.27	35.42	-3.15	54.00	-21.73	191	360 Average	Vertical	
2	11220.00	45.90	49.05	-3.15	74.00	-28.10	191	360 Peak	Vertical	
3	16830.00	47.13	42.84	4.29	68.20	-21.07	300	273 Peak	Vertical	

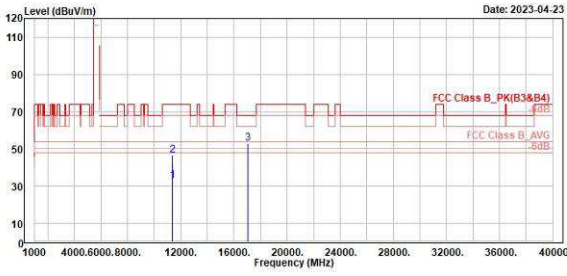
802.11ax HE80

CH 138 (Horizontal)

CH 138 (Vertical)



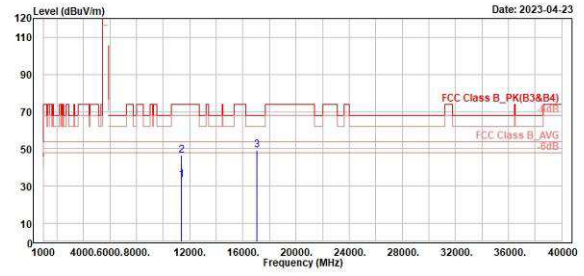
TUV Rheinland Taiwan Ltd.
No. 438-18, Sec. 2, Fenliiao, Linkou Dist., New Taipei City 244, Taiwan(R.O.C.)
Tel: +886-2172-1000 Fax: +886-2172-1022



Freq	Level	Read	Limit	Over	APos	TPos	Remark	Pol/Phase	Note
MHz	dBuV/m	dBuV	dB/m	dBuV/m	dB	cm	deg		
1	11380.00	33.07	36.03	-2.96	54.00	-20.93	200	291 Average	Horizontal
2	11380.00	46.48	49.44	-2.96	74.00	-27.52	200	291 Peak	Horizontal
3	17070.00	52.94	48.89	4.05	68.20	-15.26	300	282 Peak	Horizontal



TUV Rheinland Taiwan Ltd.
No. 438-18, Sec. 2, Fenliiao, Linkou Dist., New Taipei City 244, Taiwan(R.O.C.)
Tel: +886-2172-1000 Fax: +886-2172-1022



Freq	Level	Read	Limit	Over	APos	TPos	Remark	Pol/Phase	Note
MHz	dBuV/m	dBuV	dB/m	dBuV/m	dB	cm	deg		
1	11380.00	33.26	36.22	-2.96	54.00	-20.74	100	62 Average	Vertical
2	11380.00	46.57	49.53	-2.96	74.00	-27.33	100	62 Peak	Vertical
3	17070.00	49.15	45.10	4.05	68.20	-19.05	100	97 Peak	Vertical

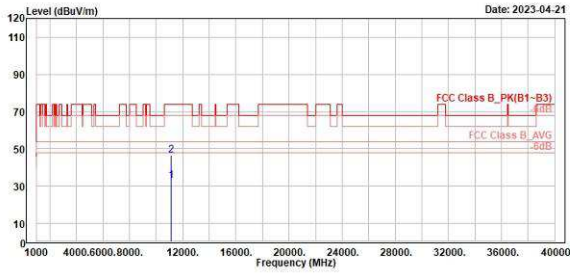
802.11ax HE160

CH 114 (Horizontal)

CH 114 (Vertical)



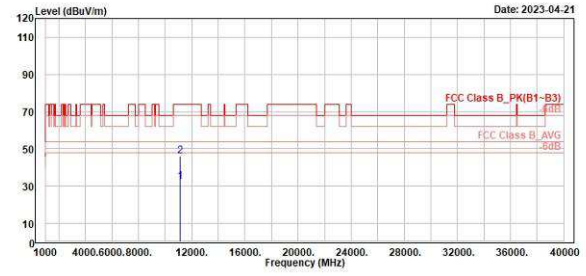
TUV Rheinland Taiwan Ltd.
No. 438-18, Sec. 2, Fenliiao, Linkou Dist., New Taipei City 244, Taiwan(R.O.C.)
Tel: +886-2172-1000 Fax: +886-2172-1322



No.	Freq	Level	Read		Limit		APos	TPos	Remark	Pol/Phase	Note
			Level	Factor	Line	Limit					
	MHz	dBuV/m	dBuV	dB/m	dBuV/m	dB	cm	deg			
1	11140.00	32.94	36.17	-3.23	54.00	-21.06	168	360	Average	Horizontal	
2	11140.00	46.47	49.70	-3.23	74.00	-27.53	168	360	Peak	Horizontal	



TUV Rheinland Taiwan Ltd.
No. 438-18, Sec. 2, Fenliiao, Linkou Dist., New Taipei City 244, Taiwan(R.O.C.)
Tel: +886-2172-1000 Fax: +886-2172-1322



No.	Freq	Level	Read		Limit		APos	TPos	Remark	Pol/Phase	Note
			Level	Factor	Line	Limit					
	MHz	dBuV/m	dBuV	dB/m	dBuV/m	dB	cm	deg			
1	11140.00	32.57	35.80	-3.23	54.00	-21.43	278	2	Average	Vertical	
2	11140.00	46.23	49.46	-3.23	74.00	-27.77	278	2	Peak	Vertical	

U-NII-3

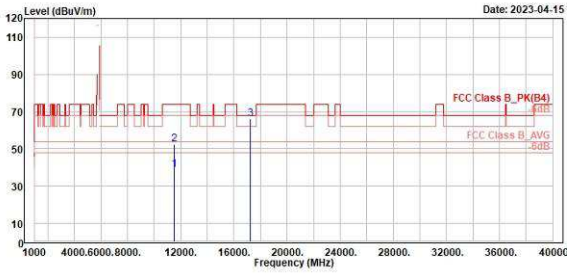
802.11a

CH 149 (Horizontal)

CH 149 (Vertical)



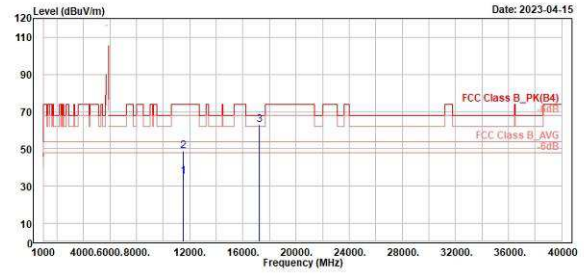
TUV Rheinland Taiwan Ltd.
No. 438-18, Sec. 2, Fenliiao, Linkou Dist., New Taipei City 244, Taiwan(R.O.C.)
Tel: +886-2172-1000 Fax: +886-2172-1022



Freq	Level	Read	Limit	Over	APos	TPos	Remark	Pol/Phase	Note
MHz	dBuV/m	dBuV	dB/m	dBuV/m	dB	cm	deg		
1	11490.00	38.79	41.58	-2.79	54.00	-15.21	100	290 Average	Horizontal
2	11490.00	52.55	55.34	-2.79	74.00	-21.45	100	290 Peak	Horizontal
3	17235.00	66.01	61.68	4.33	68.20	-2.19	105	82 Peak	Horizontal



TUV Rheinland Taiwan Ltd.
No. 438-18, Sec. 2, Fenliiao, Linkou Dist., New Taipei City 244, Taiwan(R.O.C.)
Tel: +886-2172-1000 Fax: +886-2172-1022



Freq	Level	Read	Limit	Over	APos	TPos	Remark	Pol/Phase	Note
MHz	dBuV/m	dBuV	dB/m	dBuV/m	dB	cm	deg		
1	11490.00	35.04	37.83	-2.79	54.00	-18.96	100	110 Average	Vertical
2	11490.00	49.05	51.84	-2.79	74.00	-24.95	100	110 Peak	Vertical
3	17235.00	62.98	58.65	4.33	68.20	-5.22	336	80 Peak	Vertical

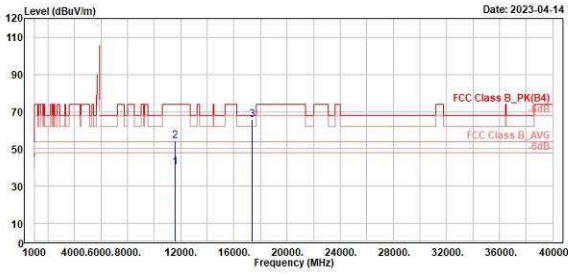
802.11a

CH 157 (Horizontal)

CH 157 (Vertical)



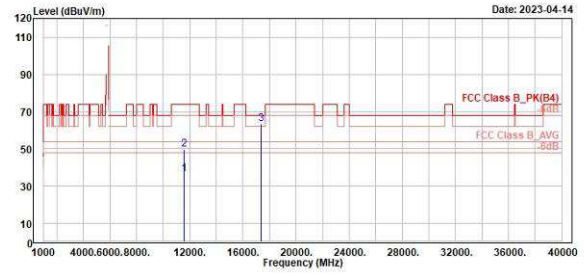
TUV Rheinland Taiwan Ltd.
No. 438-18, Sec. 2, Fenliiao, Linkou Dist., New Taipei City 244, Taiwan(R.O.C.)
Tel: +886-2172-1000 Fax: +886-2172-1022



Read	Level	Factor	Limit	Over	APos	TPos	Remark	Pol/Phase	Note
MHz	dBuV/m	dBuV	dB/m	dBuV/m	dB	cm	deg		
1	11576.00	40.18	42.77	-2.67	54.00	-13.90	159	298 Average	Horizontal
2	11576.00	54.18	56.77	-2.67	74.00	-19.90	159	290 Peak	Horizontal
3	17355.00	65.68	61.11	4.57	68.20	-2.52	100	73 Peak	Horizontal



TUV Rheinland Taiwan Ltd.
No. 438-18, Sec. 2, Fenliiao, Linkou Dist., New Taipei City 244, Taiwan(R.O.C.)
Tel: +886-2172-1000 Fax: +886-2172-1022



Read	Level	Factor	Limit	Over	APos	TPos	Remark	Pol/Phase	Note
MHz	dBuV/m	dBuV	dB/m	dBuV/m	dB	cm	deg		
1	11576.00	36.51	39.18	-2.67	54.00	-17.49	297	274 Average	Vertical
2	11576.00	49.58	52.25	-2.67	74.00	-24.42	297	274 Peak	Vertical
3	17355.00	63.33	58.76	4.57	68.20	-4.87	398	85 Peak	Vertical

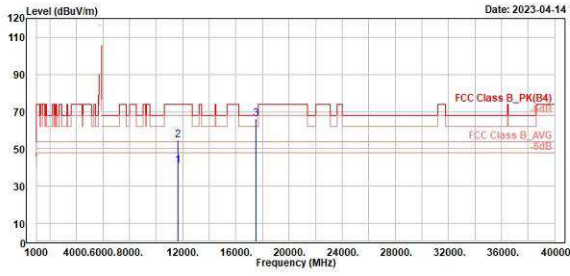
802.11a

CH 165 (Horizontal)

CH 165 (Vertical)



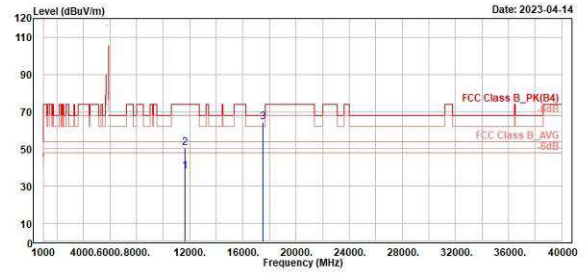
TUV Rheinland Taiwan Ltd.
No. 438-18, Sec. 2, Fenliiao, Linkou Dist., New Taipei City 244, Taiwan(R.O.C.)
Tel: +886-2172-1000 Fax: +886-2172-1322



Read	Limit	Over	APos	TPos	Remark	Pol/Phase	Note		
Freq	Level	Level	Factor	Line	Limit				
MHz	dBuV/m	dBuV	dB/m	dBuV/m	dB	cm	deg		
1	11650.00	41.00	43.44	-2.44	54.00	-13.00	200	278 Average	Horizontal
2	11650.00	54.66	57.10	-2.44	74.00	-19.34	200	278 Peak	Horizontal
3	17475.00	66.17	61.43	4.74	68.20	-2.03	100	82 Peak	Horizontal



TUV Rheinland Taiwan Ltd.
No. 438-18, Sec. 2, Fenliiao, Linkou Dist., New Taipei City 244, Taiwan(R.O.C.)
Tel: +886-2172-1000 Fax: +886-2172-1322



Read	Limit	Over	APos	TPos	Remark	Pol/Phase	Note		
Freq	Level	Level	Factor	Line	Limit				
MHz	dBuV/m	dBuV	dB/m	dBuV/m	dB	cm	deg		
1	11650.00	37.77	40.21	-2.44	54.00	-16.23	200	77 Average	Vertical
2	11650.00	50.87	53.31	-2.44	74.00	-23.13	200	77 Peak	Vertical
3	17475.00	64.39	59.65	4.74	68.20	-3.81	350	96 Peak	Vertical

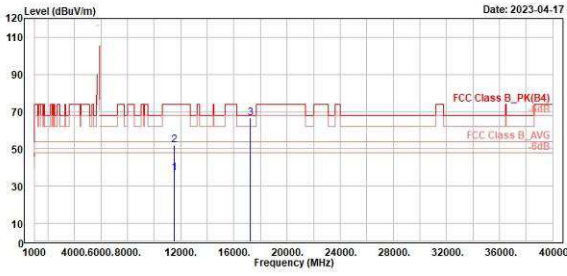
802.11ax HE20

CH 149 (Horizontal)

CH 149 (Vertical)



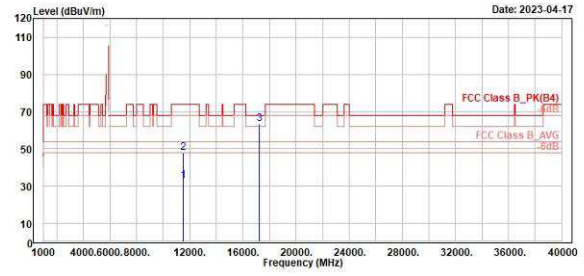
TUV Rheinland Taiwan Ltd.
No. 438-18, Sec. 2, Fenliiao, Linkou Dist., New Taipei City 244, Taiwan(R.O.C.)
Tel: +886-2172-1000 Fax: +886-2172-1322



Freq	Level	Read	Limit	Over	APos	TPos	Remark	Pol/Phase	Note
MHz	dBuV/m	dBuV	dB/m	dBuV/m	dB	cm	deg		
1	11496.00	37.15	39.94	-2.79	54.00	-16.85	200	260 Average	Horizontal
2	11496.00	52.06	54.85	-2.79	74.00	-21.94	200	260 Peak	Horizontal
3	17235.00	66.57	62.24	4.33	68.20	-1.63	100	80 Peak	Horizontal



TUV Rheinland Taiwan Ltd.
No. 438-18, Sec. 2, Fenliiao, Linkou Dist., New Taipei City 244, Taiwan(R.O.C.)
Tel: +886-2172-1000 Fax: +886-2172-1322



Freq	Level	Read	Limit	Over	APos	TPos	Remark	Pol/Phase	Note
MHz	dBuV/m	dBuV	dB/m	dBuV/m	dB	cm	deg		
1	11496.00	33.05	35.84	-2.79	54.00	-20.95	327	360 Average	Vertical
2	11496.00	47.93	50.72	-2.79	74.00	-26.07	327	360 Peak	Vertical
3	17235.00	63.46	59.13	4.33	68.20	-4.74	252	120 Peak	Vertical

802.11ax HE20

CH 157 (Horizontal)

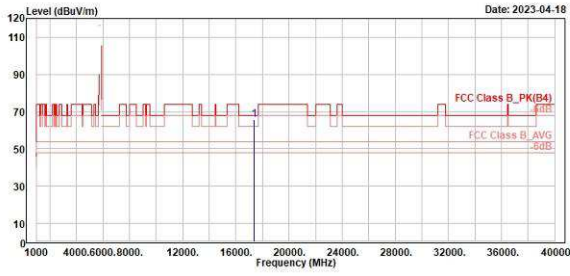
CH 157 (Vertical)



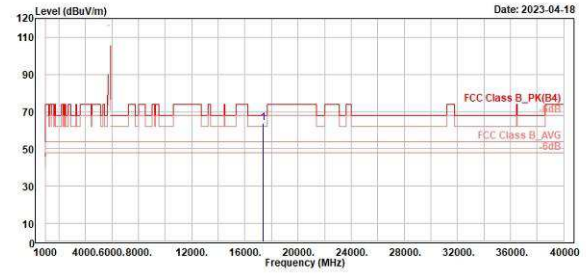
TÜV Rheinland Taiwan Ltd.
No. 438-18, Sec. 2, Fenliiao, Linkou Dist., New Taipei City 244, Taiwan(R.O.C.)
Tel: +886-2172-1000 Fax: +886-2172-1322



TÜV Rheinland Taiwan Ltd.
No. 438-18, Sec. 2, Fenliiao, Linkou Dist., New Taipei City 244, Taiwan(R.O.C.)
Tel: +886-2172-1000 Fax: +886-2172-1322



1	Freq	Level	Read Level	Factor	Limit Line	Over Limit	APos	TPos	Remark	Pol/Phase	Note
	MHz	dBuV/m	dBuV	dB/m	dBuV/m	dB	cm	deg			
1	17355.00	65.79	61.22	4.57	68.20	-2.41	100	79	Peak	Horizontal	



1	Freq	Level	Read Level	Factor	Limit Line	Over Limit	APos	TPos	Remark	Pol/Phase	Note
	MHz	dBuV/m	dBuV	dB/m	dBuV/m	dB	cm	deg			
1	17355.00	63.95	59.38	4.57	68.20	-4.25	384	84	Peak	Vertical	

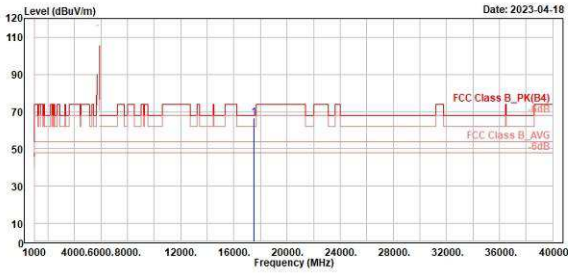
802.11ax HE20

CH 165 (Horizontal)

CH 165 (Vertical)



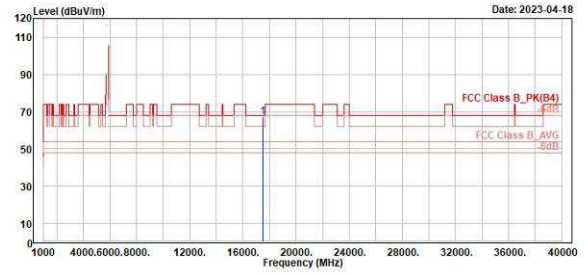
TUV Rheinland Taiwan Ltd.
No. 438-18, Sec. 2, Fenliiao, Linkou Dist., New Taipei City 244, Taiwan(R.O.C.)
Tel: +886-2172-1000 Fax: +886-2172-1322



Freq	Level	Read	Limit	Over	APos	TPos	Remark	Pol/Phase	Note
MHz	dBuV/m	dBuV	dB/m	dBuV/m	dB	cm	deg		
1 17475.00	66.65	61.91	4.74	68.20	-1.55	100	79 Peak	Horizontal	



TUV Rheinland Taiwan Ltd.
No. 438-18, Sec. 2, Fenliiao, Linkou Dist., New Taipei City 244, Taiwan(R.O.C.)
Tel: +886-2172-1000 Fax: +886-2172-1322



Freq	Level	Read	Limit	Over	APos	TPos	Remark	Pol/Phase	Note
MHz	dBuV/m	dBuV	dB/m	dBuV/m	dB	cm	deg		
1 17475.00	66.97	62.23	4.74	68.20	-1.23	312	116 Peak	Vertical	

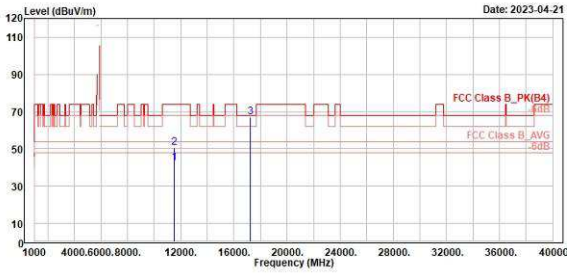
802.11ax HE40

CH 151 (Horizontal)

CH 151 (Vertical)



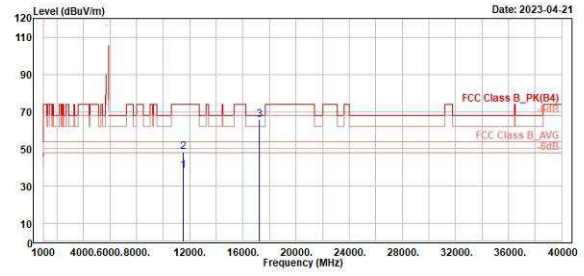
TUV Rheinland Taiwan Ltd.
No. 438-18, Sec. 2, Fenliiao, Linkou Dist., New Taipei City 244, Taiwan(R.O.C.)
Tel: +886-2172-1000 Fax: +886-2172-1322



Freq	Level	Read	Limit	Over	APos	TPos	Remark	Pol/Phase	Note
MHz	dBuV/m	dBuV	dB/m	dBuV/m	dB	cm	deg		
1	11510.00	42.25	45.01	-2.76	54.00	-11.75	225	360 Average	Horizontal
2	11510.00	59.65	53.41	-2.76	74.00	-23.35	225	360 Peak	Horizontal
3	17265.00	66.94	62.63	4.31	68.20	-1.26	300	277 Peak	Horizontal



TUV Rheinland Taiwan Ltd.
No. 438-18, Sec. 2, Fenliiao, Linkou Dist., New Taipei City 244, Taiwan(R.O.C.)
Tel: +886-2172-1000 Fax: +886-2172-1322



Freq	Level	Read	Limit	Over	APos	TPos	Remark	Pol/Phase	Note
MHz	dBuV/m	dBuV	dB/m	dBuV/m	dB	cm	deg		
1	11510.00	38.14	40.90	-2.76	54.00	-15.86	100	2 Average	Vertical
2	11510.00	48.32	51.08	-2.76	74.00	-25.68	100	2 Peak	Vertical
3	17265.00	65.55	61.24	4.31	68.20	-2.65	400	265 Peak	Vertical

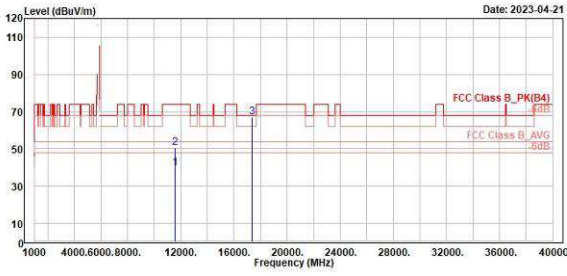
802.11ax HE40

CH 159 (Horizontal)

CH 159 (Vertical)



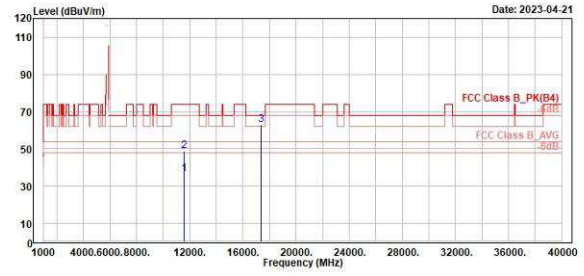
TUV Rheinland Taiwan Ltd.
No. 438-18, Sec. 2, Fenliiao, Linkou Dist., New Taipei City 244, Taiwan(R.O.C.)
Tel: +886-2172-1000 Fax: +886-2172-1322



Freq	Level	Read	Limit	Over	APos	TPos	Remark	Pol/Phase	Note
MHz	dBuV/m	dBuV	dB/m	dBuV/m	dB	cm	deg		
1	11590.00	39.69	42.32	-2.63	54.00	-14.31	200	267 Average	Horizontal
2	11590.00	59.55	53.18	-2.63	74.00	-23.45	200	267 Peak	Horizontal
3	17380.00	66.88	62.18	4.70	68.20	-1.32	100	76 Peak	Horizontal



TUV Rheinland Taiwan Ltd.
No. 438-18, Sec. 2, Fenliiao, Linkou Dist., New Taipei City 244, Taiwan(R.O.C.)
Tel: +886-2172-1000 Fax: +886-2172-1322



Freq	Level	Read	Limit	Over	APos	TPos	Remark	Pol/Phase	Note
MHz	dBuV/m	dBuV	dB/m	dBuV/m	dB	cm	deg		
1	11590.00	36.34	38.97	-2.63	54.00	-17.66	100	2 Average	Vertical
2	11590.00	48.85	51.48	-2.63	74.00	-25.15	100	2 Peak	Vertical
3	17380.00	63.02	58.32	4.70	68.20	-5.18	400	107 Peak	Vertical

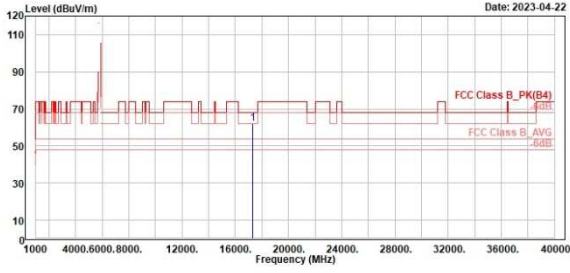
802.11ax HE80

CH 155 (Horizontal)

CH 155 (Vertical)



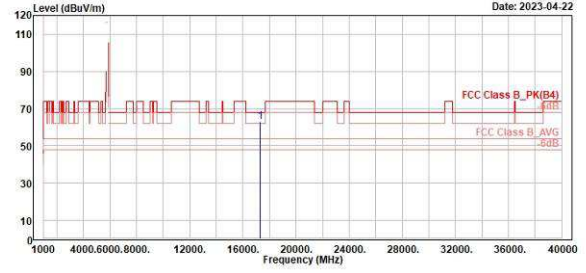
TÜV Rheinland Taiwan Ltd.
No. 458-18, Sec. 2, Fenliao, Linkou Dist., New Taipei City 244, Taiwan(R.O.C.)
Tel: +886-2172-1000 Fax: +886-2172-1322



1	Freq	Level	Read	Limit	Over	APos	TPos	Remark	Pol/Phase	Note
	MHz	dBuV/m	dBuV	dB/m	dBuV/m	dB	cm	deg		
1	17325.00	62.11	57.70	4.41	68.20	-6.09	100	80 Peak	Horizontal	



TÜV Rheinland Taiwan Ltd.
No. 458-18, Sec. 2, Fenliao, Linkou Dist., New Taipei City 244, Taiwan(R.O.C.)
Tel: +886-2172-1000 Fax: +886-2172-1322



1	Freq	Level	Read	Limit	Over	APos	TPos	Remark	Pol/Phase	Note
	MHz	dBuV/m	dBuV	dB/m	dBuV/m	dB	cm	deg		
1	17325.00	63.02	58.61	4.41	68.20	-5.18	400	94 Peak	Vertical	

Conducted Emissions on a.c. mains port, 150kHz ~ 30MHz

IEEE 802.11ax HE40 2452 MHz, IEEE 802.11ax HE160 5250 MHz
and IEEE 802.11ax HE20 7115 MHz

(Line)

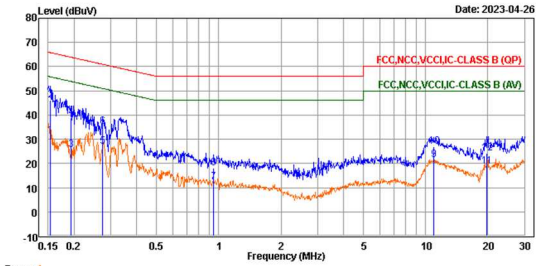
(Neutral)



TÜV Rheinland Taiwan Ltd.
No. 45B-10, Sec. 2, Fenhiao, Linkou Dist., New Taipei City 244, Taiwan(R.O.C.)
Tel: +886-2172-1000 Fax: +886-2172-1322

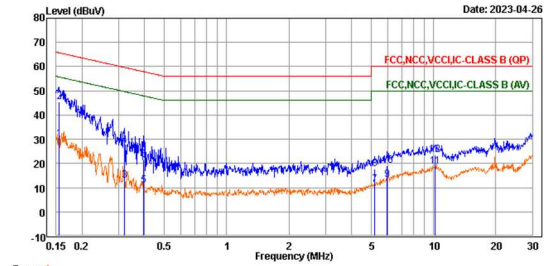


TÜV Rheinland Taiwan Ltd.
No. 45B-10, Sec. 2, Fenhiao, Linkou Dist., New Taipei City 244, Taiwan(R.O.C.)
Tel: +886-2172-1000 Fax: +886-2172-1322



Trace: 1

	Freq	Level	Read	Limit	Over	Remark	Pol/Phase	Note
	MHz	dBuV	dBuV	dB	dBuV	dB		
1	0.15	31.29	21.60	9.69	55.83	-24.54	Average	line1
2	0.15	45.97	36.28	9.69	65.83	-19.86	QP	line1
3	0.19	25.55	15.88	9.68	53.93	-28.37	Average	line1
4	0.19	38.87	29.19	9.68	63.93	-25.06	QP	line1
5	0.28	26.92	17.24	9.68	58.95	-24.03	Average	line1
6	0.28	35.28	25.52	9.68	68.95	-25.75	QP	line1
7	0.94	12.27	2.58	9.69	46.00	-33.73	Average	line1
8	0.94	17.93	8.24	9.69	56.00	-38.07	QP	line1
9	10.91	21.32	11.51	9.81	50.00	-28.68	Average	line1
10	10.91	27.00	17.19	9.81	60.00	-33.00	QP	line1
11	19.74	18.68	8.87	9.81	50.00	-31.32	Average	line1
12	19.74	24.31	14.50	9.81	60.00	-35.69	QP	line1



Trace: 1

	Freq	Level	Read	Limit	Over	Remark	Pol/Phase	Note
	MHz	dBuV	dBuV	dB	dBuV	dB		
1	0.15	29.96	20.29	9.67	55.75	-25.79	Average	neutral
2	0.15	45.35	35.68	9.67	65.75	-20.40	QP	neutral
3	0.32	12.77	3.12	9.65	49.71	-36.94	Average	neutral
4	0.32	27.45	17.80	9.65	59.71	-32.26	QP	neutral
5	0.40	10.76	1.10	9.66	47.93	-37.17	Average	neutral
6	0.40	21.43	11.77	9.66	57.93	-36.50	QP	neutral
7	5.16	11.32	1.58	9.74	50.00	-38.68	Average	neutral
8	5.16	17.63	7.89	9.74	60.00	-42.37	QP	neutral
9	5.97	13.44	3.69	9.75	50.00	-36.56	Average	neutral
10	5.97	19.22	9.47	9.75	60.00	-40.78	QP	neutral
11	10.12	18.75	8.96	9.79	50.00	-31.25	Average	neutral
12	10.12	23.63	13.84	9.79	60.00	-36.37	QP	neutral