

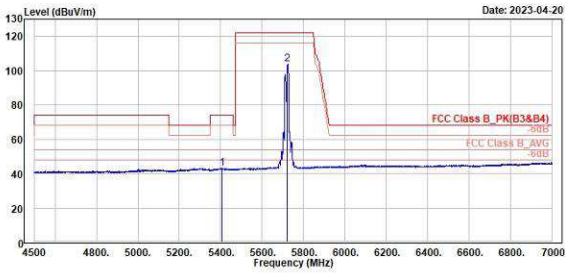
802.11ax HE20

CH 144 (Horizontal) Average

CH 144 (Vertical) Average



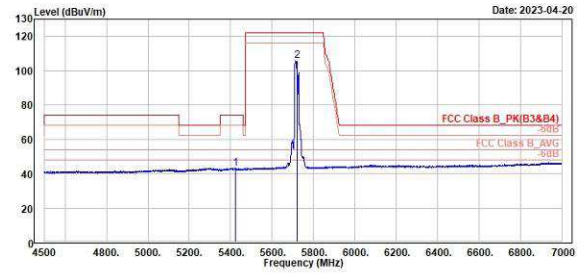
TUV Rheinland Taiwan Ltd.
No. 438-18, Sec 2, Penfiao, Linkou Dist., New Taipei City 244, Taiwan(R.O.C.)
Tel: +886-2172-1000 Fax: +886-2172-1322



Freq	Level	Read	Limit	Over	APos	TPos	Remark	Pol/Phase	Note
MHz	dBuV/m	dBuV	dB/m	dBuV/m	dB	cm	deg		
1	5486.00	42.83	0.39	42.44	54.00	-11.17	168	42	Average Horizontal
2 *	5720.00	104.01	61.54	42.47	54.00	58.01	168	42	Average Horizontal



TUV Rheinland Taiwan Ltd.
No. 438-18, Sec 2, Penfiao, Linkou Dist., New Taipei City 244, Taiwan(R.O.C.)
Tel: +886-2172-1000 Fax: +886-2172-1322



Freq	Level	Read	Limit	Over	APos	TPos	Remark	Pol/Phase	Note
MHz	dBuV/m	dBuV	dB/m	dBuV/m	dB	cm	deg		
1	5422.00	43.05	0.73	42.32	54.00	-10.95	200	310	Average Vertical
2 *	5720.00	105.99	63.52	42.47	54.00	51.99	200	310	Average Vertical

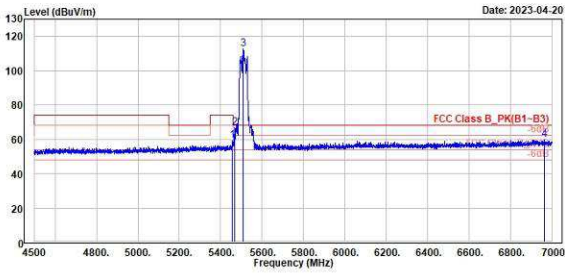
802.11ax HE40

CH 102 (Horizontal) Peak

CH 102 (Vertical) Peak



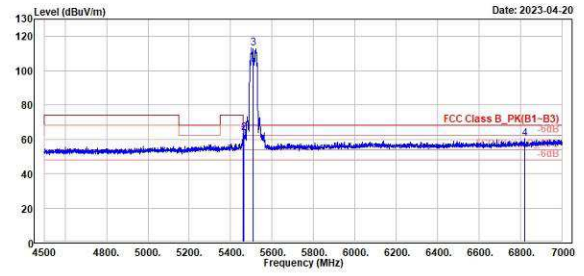
TUV Rheinland Taiwan Ltd.
No. 438-18, Sec 2, Penfiao, Linkou Dist., New Taipei City 244, Taiwan(R.O.C.)
Tel: +886-2172-1000 Fax: +886-2172-1322



Peak	Freq	Level	Read	Limit	Over	APos	TPos	Remark	Pol/Phase	Note
	MHz	dBuV/m	dBuV	dB/m	dBuV/m	dB	cm	deg		
1	5457.00	59.52	17.37	42.15	74.00	-14.48	386	141	Peak	Horizontal
2	5469.00	66.65	24.44	42.21	68.20	-1.55	386	141	Peak	Horizontal
3	5516.00	112.06	70.52	42.34	68.20	44.66	386	141	Peak	Horizontal
4	6965.50	59.67	15.88	43.79	68.20	-8.53	386	141	Peak	Horizontal



TUV Rheinland Taiwan Ltd.
No. 438-18, Sec 2, Penfiao, Linkou Dist., New Taipei City 244, Taiwan(R.O.C.)
Tel: +886-2172-1000 Fax: +886-2172-1322



Peak	Freq	Level	Read	Limit	Over	APos	TPos	Remark	Pol/Phase	Note
	MHz	dBuV/m	dBuV	dB/m	dBuV/m	dB	cm	deg		
1	5468.00	62.35	20.18	42.17	68.20	-5.85	100	295	Peak	Vertical
2	5463.00	63.87	21.69	42.18	68.20	-4.33	100	295	Peak	Vertical
3	5516.00	113.22	70.88	42.34	68.20	45.02	100	295	Peak	Vertical
4	6822.00	60.13	16.33	43.80	68.20	-8.07	100	295	Peak	Vertical

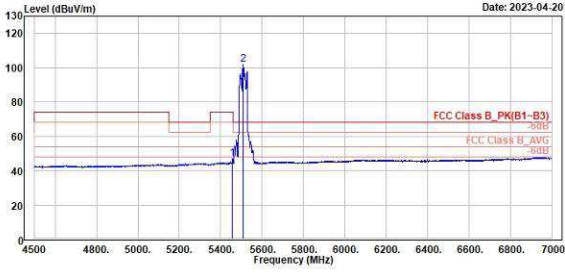
802.11ax HE40

CH 102 (Horizontal) Average

CH 102 (Vertical) Average



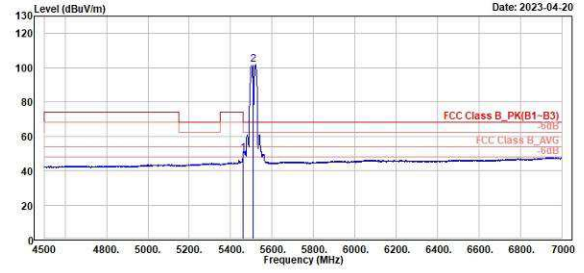
TUV Rheinland Taiwan Ltd.
No. 438-18, Sec 2, Penfiao, Linkou Dist., New Taipei City 244, Taiwan(R.O.C.)
Tel: +886-2172-1000 Fax: +886-2172-1322



Read	Limit	Over	APos	TPos	Remark	Pol/Phase	Note				
Freq	Level	Level Factor	Line	Limit							
MHz	dBuV/m	dBuV	dB/m	dBuV/m	dB	cm	deg				
1	5456.58	46.75	4.60	42.15	54.00	-7.25	386	141	Average	Horizontal	
2 *	5510.00	101.67	59.33	42.34	54.00	47.67	386	141	Average	Horizontal	



TUV Rheinland Taiwan Ltd.
No. 438-18, Sec 2, Penfiao, Linkou Dist., New Taipei City 244, Taiwan(R.O.C.)
Tel: +886-2172-1000 Fax: +886-2172-1322



Read	Limit	Over	APos	TPos	Remark	Pol/Phase	Note				
Freq	Level	Level Factor	Line	Limit							
MHz	dBuV/m	dBuV	dB/m	dBuV/m	dB	cm	deg				
1	5460.00	49.93	7.76	42.17	54.00	-4.07	380	295	Average	Vertical	
2 *	5510.00	101.73	59.39	42.34	54.00	47.73	380	295	Average	Vertical	

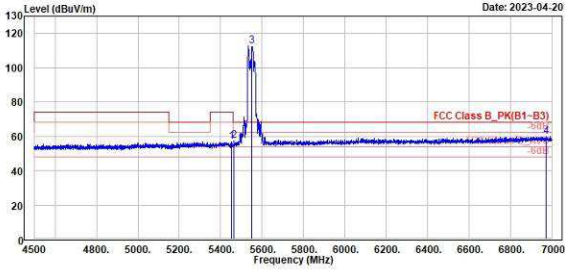
802.11ax HE40

CH 110 (Horizontal) Peak

CH 110 (Vertical) Peak



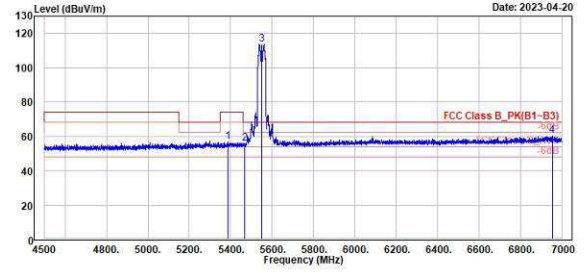
TUV Rheinland Taiwan Ltd.
No. 438-18, Sec 2, Penfiao, Linkou Dist., New Taipei City 244, Taiwan(R.O.C.)
Tel: +886-2172-1000 Fax: +886-2172-1322



Peak	Freq	Level	Read Level	Factor	Limit	Over	APos	TPos	Remark	Pol/Phase	Note
	MHz	dBuV/m	dBuV	dB/m	dBuV/m	dB	cm	deg			
1	5459.58	56.74	14.62	42.12	74.00	-17.26	166	43	Peak	Horizontal	
2	5465.00	57.20	15.01	42.19	68.20	-11.00	166	43	Peak	Horizontal	
3 *	5559.00	112.53	70.25	42.28	68.20	44.33	166	43	Peak	Horizontal	
4	6972.00	59.66	15.88	43.78	68.20	-8.54	166	43	Peak	Horizontal	



TUV Rheinland Taiwan Ltd.
No. 438-18, Sec 2, Penfiao, Linkou Dist., New Taipei City 244, Taiwan(R.O.C.)
Tel: +886-2172-1000 Fax: +886-2172-1322



Peak	Freq	Level	Read Level	Factor	Limit	Over	APos	TPos	Remark	Pol/Phase	Note
	MHz	dBuV/m	dBuV	dB/m	dBuV/m	dB	cm	deg			
1	5385.00	56.65	14.38	42.27	74.00	-17.35	100	295	Peak	Vertical	
2	5467.00	55.99	13.79	42.20	68.20	-12.21	100	295	Peak	Vertical	
3 *	5559.00	113.71	71.43	42.28	68.20	45.51	100	295	Peak	Vertical	
4	6954.00	60.26	16.46	43.80	68.20	-7.94	100	295	Peak	Vertical	

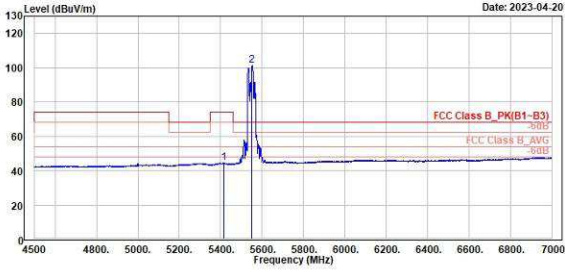
802.11ax HE40

CH 110 (Horizontal) Average

CH 110 (Vertical) Average



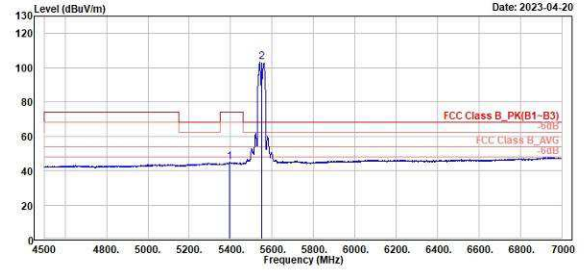
TUV Rheinland Taiwan Ltd.
No. 438-18, Sec 2, Penfiao, Linkou Dist., New Taipei City 244, Taiwan(R.O.C.)
Tel: +886-2172-1000 Fax: +886-2172-1322



Read	Limit	Over	APos	TPos	Remark	Pol/Phase	Note				
Level	Line	Limit									
Factor											
dBuV	dB/m	dBuV/m	cm	deg							
1	5414.58	44.48	2.02	42.38	54.00	-9.60	166	43	Average	Horizontal	
2	5558.00	101.16	58.88	42.28	54.00	47.16	166	43	Average	Horizontal	



TUV Rheinland Taiwan Ltd.
No. 438-18, Sec 2, Penfiao, Linkou Dist., New Taipei City 244, Taiwan(R.O.C.)
Tel: +886-2172-1000 Fax: +886-2172-1322



Read	Limit	Over	APos	TPos	Remark	Pol/Phase	Note				
Level	Line	Limit									
Factor											
dBuV	dB/m	dBuV/m	cm	deg							
1	5396.00	44.80	2.37	42.43	54.00	-9.20	180	295	Average	Vertical	
2	5558.00	103.21	60.93	42.28	54.00	49.21	180	295	Average	Vertical	

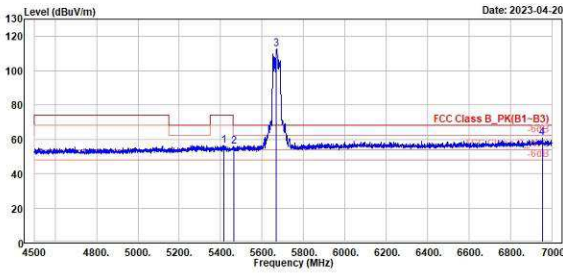
802.11ax HE40

CH 134 (Horizontal) Peak

CH 134 (Vertical) Peak



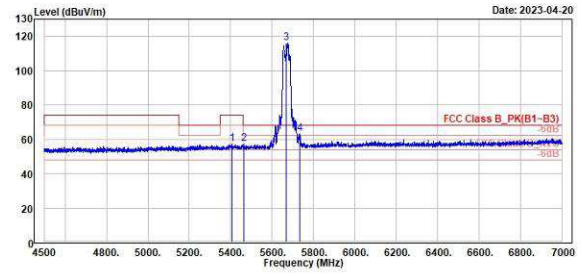
TUV Rheinland Taiwan Ltd.
No. 438-18, Sec 2, Penfiao, Linkou Dist., New Taipei City 244, Taiwan(R.O.C.)
Tel: +886-2172-1000 Fax: +886-2172-1322



Peak	Freq (MHz)	Level (dBuV/m)	Read Level (dBuV)	Factor (dB/m)	Limit Line (dBuV/m)	Over Limit (dB)	APos (cm)	TPos (deg)	Remark	Pol/Phase	Note
1	5416.00	56.28	13.81	42.37	74.00	-17.72	167	123	Peak	Horizontal	
2	5463.00	55.81	13.63	42.18	68.20	-12.39	167	123	Peak	Horizontal	
3 *	5670.00	112.48	70.86	42.42	68.20	44.28	167	123	Peak	Horizontal	
4	6954.00	60.61	16.81	43.80	68.20	-7.59	167	123	Peak	Horizontal	



TUV Rheinland Taiwan Ltd.
No. 438-18, Sec 2, Penfiao, Linkou Dist., New Taipei City 244, Taiwan(R.O.C.)
Tel: +886-2172-1000 Fax: +886-2172-1322



Peak	Freq (MHz)	Level (dBuV/m)	Read Level (dBuV)	Factor (dB/m)	Limit Line (dBuV/m)	Over Limit (dB)	APos (cm)	TPos (deg)	Remark	Pol/Phase	Note
1	5406.50	57.26	14.82	42.44	74.00	-16.74	201	291	Peak	Vertical	
2	5465.50	57.12	14.93	42.19	68.20	-11.08	201	291	Peak	Vertical	
3 *	5670.00	116.35	73.93	42.42	68.20	48.15	201	291	Peak	Vertical	
4 !	5733.00	63.25	20.73	42.52	68.20	-4.95	201	291	Peak	Vertical	

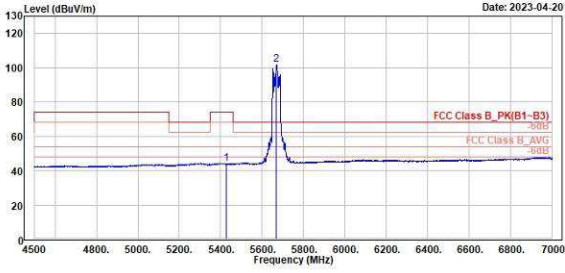
802.11ax HE40

CH 134 (Horizontal) Average

CH 134 (Vertical) Average



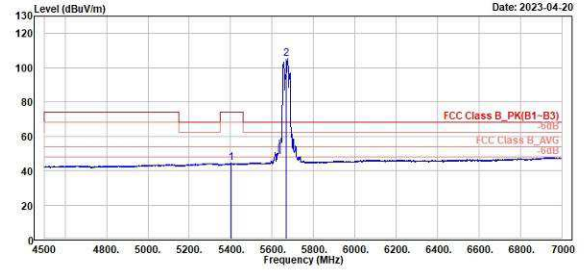
TUV Rheinland Taiwan Ltd.
No. 438-18, Sec 2, Penfiao, Linkou Dist., New Taipei City 244, Taiwan(R.O.C.)
Tel: +886-2172-1000 Fax: +886-2172-1322



Read	Limit	Over	APos	TPos	Remark	Pol/Phase	Note				
Level	Line	Limit									
Freq	Level	Level	Factor	Line	Limit	dB	cm				
MHz	dBuV/m	dBuV	dB/m	dBuV/m	dB	cm	deg				
1	5428.58	44.22	1.94	42.28	54.00	-9.78	167	123	Average	Horizontal	
2 *	5670.00	101.73	59.31	42.42	54.00	47.73	167	123	Average	Horizontal	



TUV Rheinland Taiwan Ltd.
No. 438-18, Sec 2, Penfiao, Linkou Dist., New Taipei City 244, Taiwan(R.O.C.)
Tel: +886-2172-1000 Fax: +886-2172-1322



Read	Limit	Over	APos	TPos	Remark	Pol/Phase	Note				
Level	Line	Limit									
Freq	Level	Level	Factor	Line	Limit	dB	cm				
MHz	dBuV/m	dBuV	dB/m	dBuV/m	dB	cm	deg				
1	5404.50	44.38	1.93	42.45	54.00	-9.62	201	291	Average	Vertical	
2 *	5670.00	105.20	62.78	42.42	54.00	51.20	201	291	Average	Vertical	

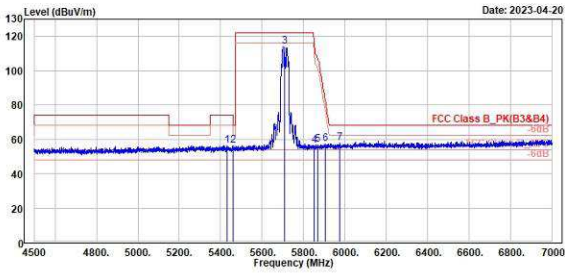
802.11ax HE40

CH 142 (Horizontal) Peak

CH 142 (Vertical) Peak



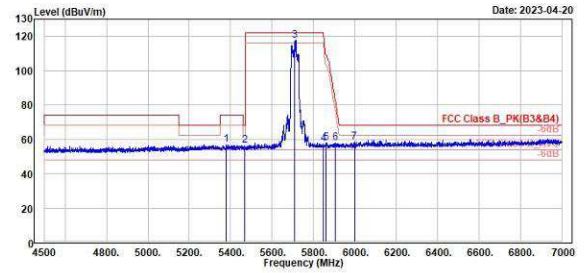
TUV Rheinland Taiwan Ltd.
No. 438-18, Sec 2, Penfiao, Linkou Dist., New Taipei City 244, Taiwan(R.O.C.)
Tel: +886-2172-1000 Fax: +886-2172-1322



	Read	Limit	Over	APos	TPos	Remark	Pol/Phase	Note	
1	5432.50	56.49	14.34	42.25	74.00	-17.51	308	123 Peak	Horizontal
2	5461.00	56.14	13.97	42.17	69.29	-12.06	308	123 Peak	Horizontal
3	5716.00	114.18	71.76	42.42	122.20	-8.02	308	123 Peak	Horizontal
4	5853.50	56.55	13.88	42.67	114.22	-57.67	308	123 Peak	Horizontal
5	5868.00	57.07	14.39	42.68	107.16	-50.09	308	123 Peak	Horizontal
6	5905.00	57.44	14.72	42.72	82.96	-25.52	308	123 Peak	Horizontal
7	5973.50	57.89	14.90	42.99	68.20	-10.31	308	123 Peak	Horizontal



TUV Rheinland Taiwan Ltd.
No. 438-18, Sec 2, Penfiao, Linkou Dist., New Taipei City 244, Taiwan(R.O.C.)
Tel: +886-2172-1000 Fax: +886-2172-1322



	Read	Limit	Over	APos	TPos	Remark	Pol/Phase	Note	
1	5377.50	56.97	14.81	42.16	74.00	-17.03	210	293 Peak	Vertical
2	5469.00	56.40	14.19	42.21	68.20	-11.80	210	293 Peak <td>Vertical</td>	Vertical
3	5716.00	117.51	75.09	42.42	122.20	-4.69	210	293 Peak <td>Vertical</td>	Vertical
4	5850.00	57.28	14.61	42.67	122.20	-64.92	210	293 Peak <td>Vertical</td>	Vertical
5	5862.00	58.05	15.38	42.67	108.84	-50.79	210	293 Peak <td>Vertical</td>	Vertical
6	5904.50	58.05	15.33	42.72	83.33	-25.28	210	293 Peak <td>Vertical</td>	Vertical
7	5997.50	58.11	15.05	43.06	68.20	-10.09	210	293 Peak <td>Vertical</td>	Vertical

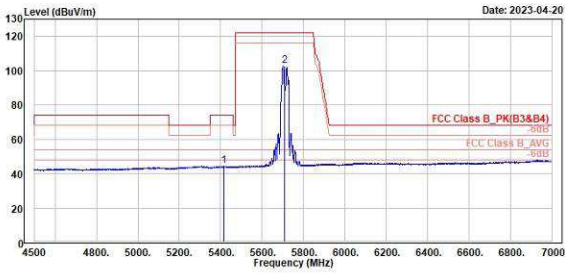
802.11ax HE40

CH 142 (Horizontal) Average

CH 142 (Vertical) Average



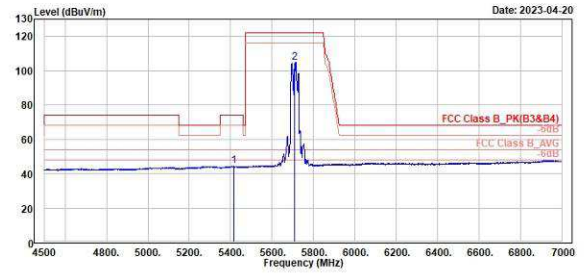
TUV Rheinland Taiwan Ltd.
No. 438-18, Sec 2, Penfiao, Linkou Dist., New Taipei City 244, Taiwan(R.O.C.)
Tel: +886-2172-1000 Fax: +886-2172-1322



Read	Limit	Over	APos	TPos	Remark	Pol/Phase	Note	
Freq	Level	Level Factor	Line	Limit				
MHz	dBuV/m	dBuV	dB/m	dBuV/m	dB	cm	deg	
1	5416.58	44.29	1.92	42.37	54.00	-9.71	308	123 Average Horizontal
2	5710.00	102.96	60.54	42.42	54.00	48.96	308	123 Average Horizontal



TUV Rheinland Taiwan Ltd.
No. 438-18, Sec 2, Penfiao, Linkou Dist., New Taipei City 244, Taiwan(R.O.C.)
Tel: +886-2172-1000 Fax: +886-2172-1322



Read	Limit	Over	APos	TPos	Remark	Pol/Phase	Note	
Freq	Level	Level Factor	Line	Limit				
MHz	dBuV/m	dBuV	dB/m	dBuV/m	dB	cm	deg	
1	5413.00	44.28	1.88	42.40	54.00	-9.72	210	293 Average Vertical
2	5710.00	105.01	62.59	42.42	54.00	51.01	210	293 Average Vertical

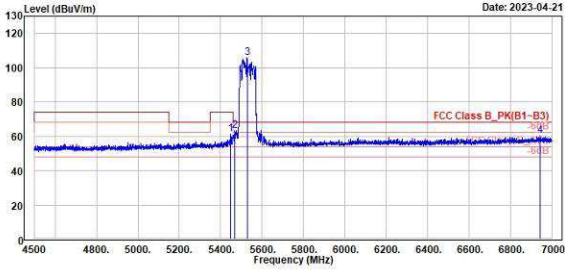
802.11ax HE80

CH 106 (Horizontal) Peak

CH 106 (Vertical) Peak



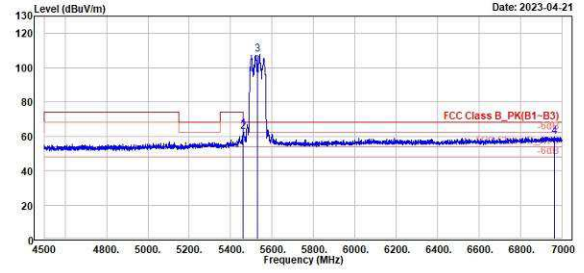
TUV Rheinland Taiwan Ltd.
No. 438-18, Sec 2, Penfiao, Linkou Dist., New Taipei City 244, Taiwan(R.O.C.)
Tel: +886-2172-1000 Fax: +886-2172-1322



Peak	Freq (MHz)	Level (dBuV/m)	Read Level (dBuV)	Factor	Limit Line (dB/m)	Over Limit (dB)	APos (cm)	TPos (deg)	Remark	Pol/Phase	Note
1	5448.00	61.23	19.00	42.14	74.00	-12.77	389	139	Peak	Horizontal	
2	5469.00	63.48	21.27	42.21	68.20	-4.72	389	139	Peak	Horizontal	
3	5536.00	105.70	63.39	42.31	68.20	37.50	389	139	Peak	Horizontal	
4	6943.50	60.06	16.26	43.80	68.20	-8.14	389	139	Peak	Horizontal	



TUV Rheinland Taiwan Ltd.
No. 438-18, Sec 2, Penfiao, Linkou Dist., New Taipei City 244, Taiwan(R.O.C.)
Tel: +886-2172-1000 Fax: +886-2172-1322



Peak	Freq (MHz)	Level (dBuV/m)	Read Level (dBuV)	Factor	Limit Line (dB/m)	Over Limit (dB)	APos (cm)	TPos (deg)	Remark	Pol/Phase	Note
1	5459.50	64.01	21.85	42.16	74.00	-9.99	100	295	Peak	Vertical	
2	5460.00	62.98	20.91	42.17	68.20	-5.22	100	295	Peak	Vertical	
3	5536.00	107.83	65.52	42.31	68.20	39.63	100	295	Peak	Vertical	
4	6965.00	59.93	16.14	43.79	68.20	-8.27	100	295	Peak	Vertical	

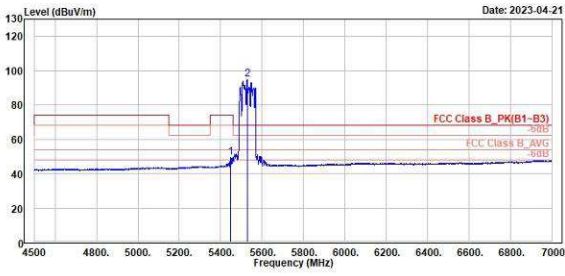
802.11ax HE80

CH 106 (Horizontal) Average

CH 106 (Vertical) Average



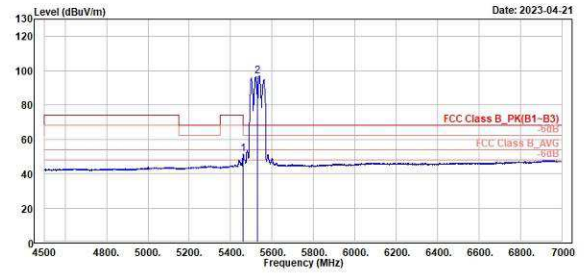
TUV Rheinland Taiwan Ltd.
No. 438-18, Sec 2, Penfiao, Linkou Dist., New Taipei City 244, Taiwan(R.O.C.)
Tel: +886-2172-1000 Fax: +886-2172-1322



Read	Limit	Over	APos	TPos	Remark	Pol/Phase	Note
Level	Line	Limit					
Factor							
dBuV	dB/m	dBuV/m	dB	cm	deg		
1 5449.00	49.44	7.31	42.13	54.00	-4.56	389	139 Average Horizontal
2 * 5530.00	95.04	52.73	42.31	54.00	41.04	389	139 Average Horizontal



TUV Rheinland Taiwan Ltd.
No. 438-18, Sec 2, Penfiao, Linkou Dist., New Taipei City 244, Taiwan(R.O.C.)
Tel: +886-2172-1000 Fax: +886-2172-1322



Read	Limit	Over	APos	TPos	Remark	Pol/Phase	Note
Level	Line	Limit					
Factor							
dBuV	dB/m	dBuV/m	dB	cm	deg		
1 5459.50	51.25	9.09	42.16	54.00	-2.75	180	295 Average Vertical
2 * 5530.00	96.78	54.47	42.31	54.00	42.78	180	295 Average Vertical

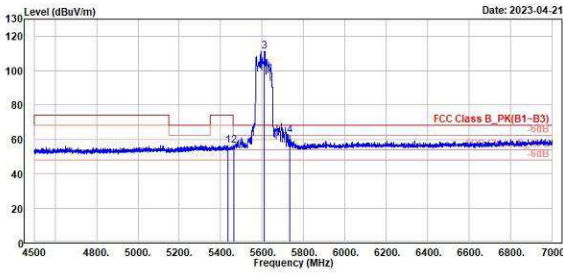
802.11ax HE80

CH 122 (Horizontal) Peak

CH 122 (Vertical) Peak



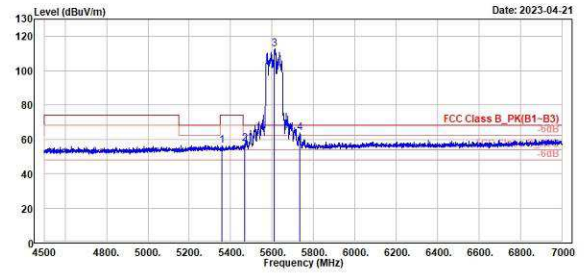
TUV Rheinland Taiwan Ltd.
No. 438-18, Sec 2, Penfiao, Linkou Dist., New Taipei City 244, Taiwan(R.O.C.)
Tel: +886-2172-1000 Fax: +886-2172-1322



	Read	Limit	Over	APos	TPos	Remark	Pol/Phase	Note
1	Level	Line	Limit	cm	deg			
MHz	dBuV/m	dBuV	dB/m	dBuV/m	dB			
1	5434.00	56.55	14.31	42.24	74.00	-17.45	400	268 Peak Horizontal
2	5463.00	56.59	14.41	42.18	68.20	-11.61	400	268 Peak Horizontal
3 *	5610.00	111.07	68.81	42.26	68.20	42.87	400	268 Peak Horizontal
4	5733.50	62.18	19.66	42.52	68.20	-6.02	400	268 Peak Horizontal



TUV Rheinland Taiwan Ltd.
No. 438-18, Sec 2, Penfiao, Linkou Dist., New Taipei City 244, Taiwan(R.O.C.)
Tel: +886-2172-1000 Fax: +886-2172-1322



	Read	Limit	Over	APos	TPos	Remark	Pol/Phase	Note
1	Level	Line	Limit	cm	deg			
MHz	dBuV/m	dBuV	dB/m	dBuV/m	dB			
1	5357.50	56.59	14.73	41.86	74.00	-17.41	206	293 Peak Vertical
2	5469.50	57.53	15.32	42.21	68.20	-10.67	206	293 Peak Vertical
3 *	5610.00	112.62	70.36	42.26	68.20	44.42	206	293 Peak Vertical
4 !	5735.50	63.75	21.21	42.54	68.20	-4.45	206	293 Peak Vertical

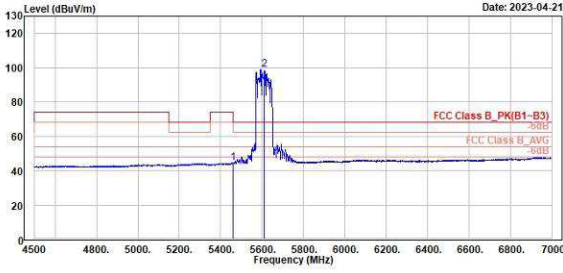
802.11ax HE80

CH 122 (Horizontal) Average

CH 122 (Vertical) Average



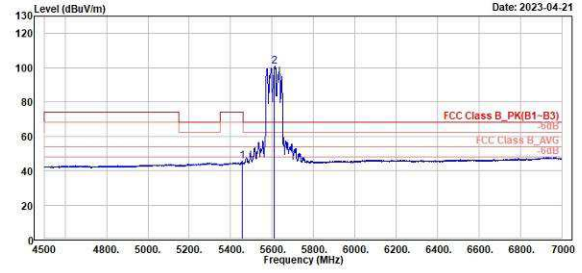
TUV Rheinland Taiwan Ltd.
No. 438-18, Sec 2, Penfiao, Linkou Dist., New Taipei City 244, Taiwan(R.O.C.)
Tel: +886-2172-1000 Fax: +886-2172-1322



Read	Limit	Over	APos	TPos	Remark	Pol/Phase	Note	
Freq	Level	Level Factor	Line	Limit				
MHz	dBuV/m	dBuV	dB/m	dBuV/m	dB	cm	deg	
1	5459.50	44.39	2.23	42.16	54.00	-9.61	400	268 Average Horizontal
2 *	5610.00	99.09	56.83	42.26	54.00	45.09	400	268 Average Horizontal



TUV Rheinland Taiwan Ltd.
No. 438-18, Sec 2, Penfiao, Linkou Dist., New Taipei City 244, Taiwan(R.O.C.)
Tel: +886-2172-1000 Fax: +886-2172-1322



Read	Limit	Over	APos	TPos	Remark	Pol/Phase	Note	
Freq	Level	Level Factor	Line	Limit				
MHz	dBuV/m	dBuV	dB/m	dBuV/m	dB	cm	deg	
1	5456.50	45.50	3.35	42.15	54.00	-8.50	206	293 Average Vertical
2 *	5610.00	100.90	58.72	42.26	54.00	46.98	206	293 Average Vertical

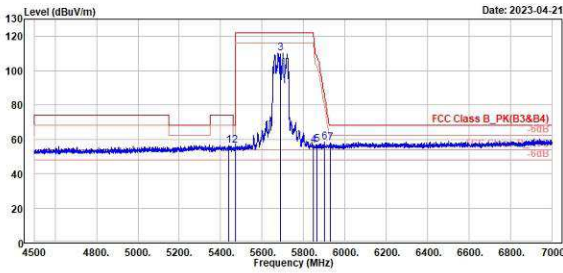
802.11ax HE80

CH 138 (Horizontal) Peak

CH 138 (Vertical) Peak



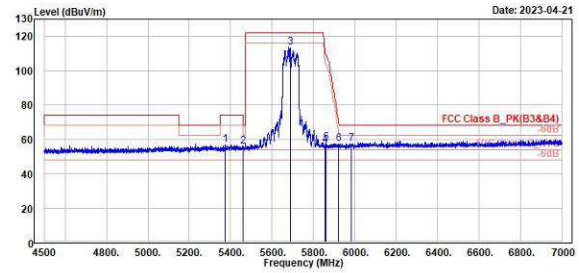
TUV Rheinland Taiwan Ltd.
No. 438-18, Sec 2, Penfiao, Linkou Dist., New Taipei City 244, Taiwan(R.O.C.)
Tel: +886-2172-1000 Fax: +886-2172-1322



No.	Freq	Level	Read		Limit		APos	TPos	Remark	Pol/Phase	Note
			Level	Factor	Line	Limit					
	MHz	dBuV/m	dBuV	dB/m	dBuV/m	dB	cm	deg			
1	5438.58	56.51	14.31	42.20	74.00	-17.49	201	138 Peak	Horizontal		
2	5478.00	56.45	14.24	42.21	68.20	-11.75	201	138 Peak	Horizontal		
3	5696.00	110.32	67.93	42.39	122.20	-11.88	201	138 Peak	Horizontal		
4	5850.00	56.23	13.56	42.67	122.20	-65.97	201	138 Peak	Horizontal		
5	5866.00	57.02	14.34	42.68	107.72	-50.70	201	138 Peak	Horizontal		
6	5906.58	58.17	15.47	42.78	86.29	-28.12	201	138 Peak	Horizontal		
7	5936.58	57.86	15.02	42.84	68.28	-16.34	201	138 Peak	Horizontal		



TUV Rheinland Taiwan Ltd.
No. 438-18, Sec 2, Penfiao, Linkou Dist., New Taipei City 244, Taiwan(R.O.C.)
Tel: +886-2172-1000 Fax: +886-2172-1322



No.	Freq	Level	Read		Limit		APos	TPos	Remark	Pol/Phase	Note
			Level	Factor	Line	Limit					
	MHz	dBuV/m	dBuV	dB/m	dBuV/m	dB	cm	deg			
1	5375.00	57.00	14.88	42.12	74.00	-17.00	207	316 Peak	Vertical		
2	5461.00	55.97	13.90	42.17	68.20	-12.23	207	316 Peak	Vertical		
3	5696.00	113.52	71.13	42.39	122.20	-8.68	207	316 Peak	Vertical		
4	5855.00	56.43	13.76	42.67	110.00	-54.37	207	316 Peak	Vertical		
5	5859.00	57.65	14.98	42.67	109.68	-52.03	207	316 Peak	Vertical		
6	5923.00	57.51	14.71	42.80	69.67	-12.16	207	316 Peak	Vertical		
7	5985.00	57.44	14.42	43.02	68.20	-16.76	207	316 Peak	Vertical		

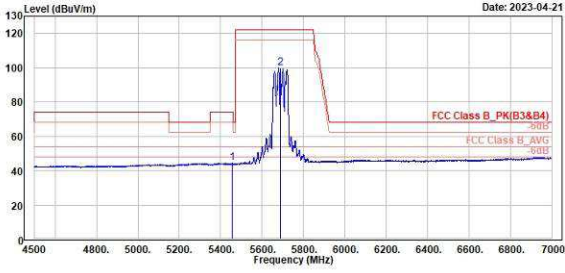
802.11ax HE80

CH 138 (Horizontal) Average

CH 138 (Vertical) Average



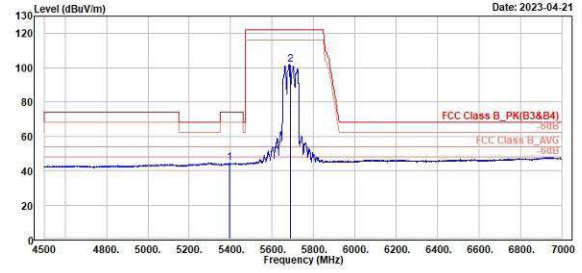
TUV Rheinland Taiwan Ltd.
No. 438-18, Sec 2, Penfiao, Linkou Dist., New Taipei City 244, Taiwan(R.O.C.)
Tel: +886-2172-1000 Fax: +886-2172-1322



Read	Limit	Over	APos	TPos	Remark	Pol/Phase	Note		
Level	Line	Limit							
Factor									
dBuV	dB/m	dBuV/m	cm	deg					
1	5454.00	44.43	2.29	42.14	54.00	-9.57	201	138 Average	Horizontal
2	5698.00	99.67	57.28	42.39	54.00	45.67	201	138 Average	Horizontal



TUV Rheinland Taiwan Ltd.
No. 438-18, Sec 2, Penfiao, Linkou Dist., New Taipei City 244, Taiwan(R.O.C.)
Tel: +886-2172-1000 Fax: +886-2172-1322



Read	Limit	Over	APos	TPos	Remark	Pol/Phase	Note		
Level	Line	Limit							
Factor									
dBuV	dB/m	dBuV/m	cm	deg					
1	5395.50	44.29	1.86	42.43	54.00	-9.71	207	316 Average	Vertical
2	5698.00	101.91	59.52	42.39	54.00	47.91	207	316 Average	Vertical

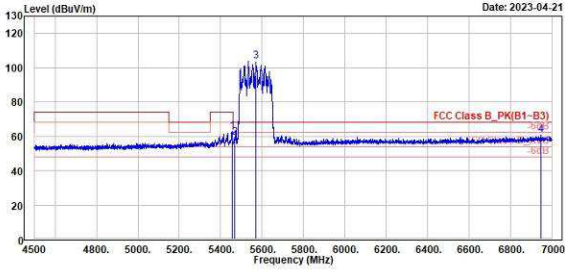
802.11ax HE160

CH 114 (Horizontal) Peak

CH 114 (Vertical) Peak



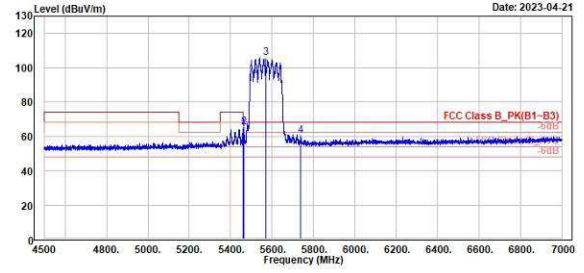
TUV Rheinland Taiwan Ltd.
No. 438-18, Sec 2, Penliao, Linkou Dist., New Taipei City 244, Taiwan(R.O.C.)
Tel: +886-2172-1000 Fax: +886-2172-1322



	Read	Limit	Over	APos	TPos	Remark	Pol/Phase	Note	
1	5454.00	62.99	20.76	42.14	74.00	-11.10	100	67 Peak	Horizontal
2	5468.00	59.16	16.96	42.20	68.20	-9.04	100	67 Peak	Horizontal
3 *	5570.00	103.61	61.36	42.25	68.20	35.41	100	67 Peak	Horizontal
4	6947.00	60.68	16.88	43.80	68.20	-7.52	100	67 Peak	Horizontal



TUV Rheinland Taiwan Ltd.
No. 438-18, Sec 2, Penliao, Linkou Dist., New Taipei City 244, Taiwan(R.O.C.)
Tel: +886-2172-1000 Fax: +886-2172-1322



	Read	Limit	Over	APos	TPos	Remark	Pol/Phase	Note	
1	5468.00	64.34	22.17	42.17	68.20	-3.86	100	295 Peak	Vertical
2	5463.00	65.08	22.90	42.18	68.20	-3.12	100	295 Peak	Vertical
3 *	5570.00	106.01	63.76	42.25	68.20	37.81	100	295 Peak	Vertical
4	5739.50	60.08	17.52	42.56	68.20	-8.12	100	295 Peak	Vertical

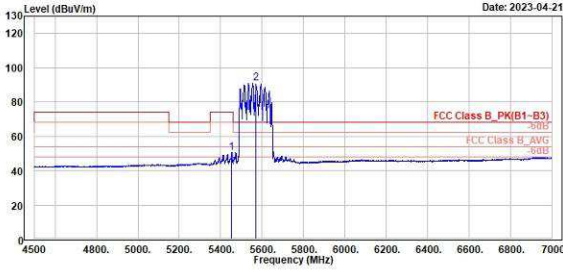
802.11ax HE160

CH 114 (Horizontal) Average

CH 114 (Vertical) Average



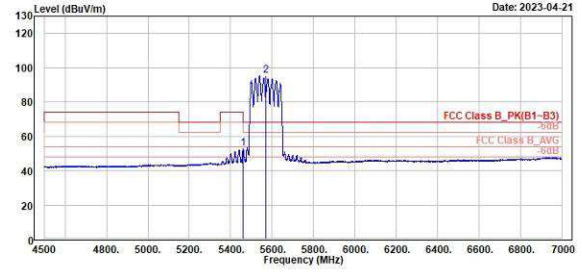
TUV Rheinland Taiwan Ltd.
No. 438-18, Sec 2, Penfiao, Linkou Dist., New Taipei City 244, Taiwan(R.O.C.)
Tel: +886-2172-1000 Fax: +886-2172-1322



Freq	Level	Read	Limit	Over	APos	TPos	Remark	Pol/Phase	Note
MHz	dBuV/m	dBuV	dB/m	dBuV/m	dB	cm	deg		
1 5453.00	58.45	8.32	42.13	54.00	-3.55	100	67 Average	Horizontal	
2 * 5570.00	91.03	48.78	42.25	54.00	37.03	100	67 Average	Horizontal	



TUV Rheinland Taiwan Ltd.
No. 438-18, Sec 2, Penfiao, Linkou Dist., New Taipei City 244, Taiwan(R.O.C.)
Tel: +886-2172-1000 Fax: +886-2172-1322



Freq	Level	Read	Limit	Over	APos	TPos	Remark	Pol/Phase	Note
MHz	dBuV/m	dBuV	dB/m	dBuV/m	dB	cm	deg		
1 5459.00	52.75	10.59	42.16	54.00	-1.25	100	295 Average	Vertical	
2 * 5570.00	95.31	53.06	42.25	54.00	41.31	100	295 Average	Vertical	

Mask, 5.725GHz ~ 5.85GHz
U-NII-3

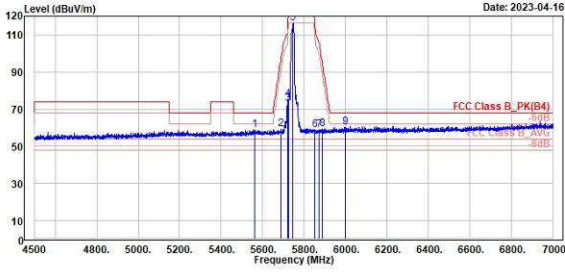
802.11a

CH 149 (Horizontal) Peak

CH 149 (Vertical) Peak



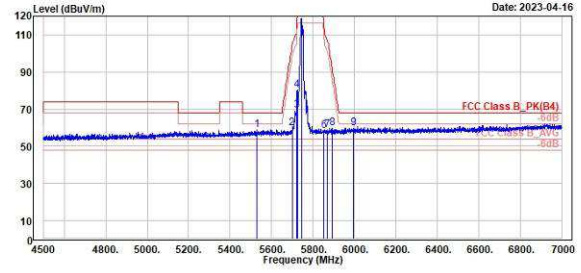
TÜV Rheinland Taiwan Ltd.
No. 438-18, Sec 2, Fenliao, Linkou Dist., New Taipei City 244, Taiwan(R.O.C.)
Tel: +886-2172-1000 Fax: +886-2172-1322



Read	Limit	Over	APos	TPos	Remark	Pol/Phase	Note
Level	Line	Limit	cm	deg			
Factor							
dBuV	dB/m	dBuV/m	cm	deg			
1	58.97	15.55	43.42	68.20	-9.23	269	122 Peak
2	5888.50	59.27	15.66	43.61	95.72	-37.45	269
3	5726.00	72.92	29.24	43.68	110.80	-37.88	269
4	5723.50	75.23	31.55	43.68	118.78	-43.55	269
5	5745.00	116.37	72.67	43.70	122.20	-5.83	269
6	5854.00	58.97	14.96	44.01	113.08	-54.11	269
7	5871.00	58.66	14.61	44.05	106.32	-47.66	269
8	5888.00	59.43	15.33	44.10	95.55	-36.12	269
9	5999.00	60.17	15.56	44.61	68.20	-8.03	269



TÜV Rheinland Taiwan Ltd.
No. 438-18, Sec 2, Fenliao, Linkou Dist., New Taipei City 244, Taiwan(R.O.C.)
Tel: +886-2172-1000 Fax: +886-2172-1322



Read	Limit	Over	APos	TPos	Remark	Pol/Phase	Note
Level	Line	Limit	cm	deg			
Factor							
dBuV	dB/m	dBuV/m	cm	deg			
1	58.85	15.47	43.38	68.20	-9.35	126	314 Peak
2	5999.00	59.95	15.29	43.66	104.46	-44.51	126
3	5726.00	69.44	25.76	43.68	110.80	-41.36	126
4	5723.50	80.26	36.58	43.68	118.78	-38.52	126
5	5745.00	118.69	74.99	43.70	122.20	-3.51	126
6	5852.00	58.24	14.25	43.99	117.64	-59.40	126
7	5876.00	58.74	14.69	44.05	106.60	-47.86	126
8	5893.50	59.64	15.52	44.12	91.47	-31.83	126
9	5997.00	59.97	15.37	44.60	68.20	-8.23	126

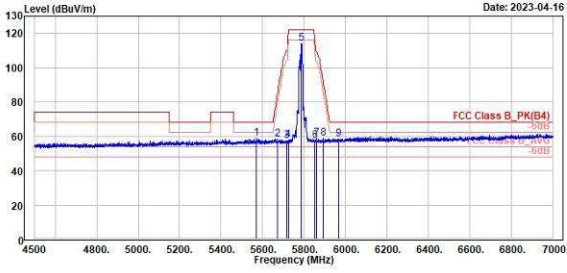
802.11a

CH 157 (Horizontal) Peak

CH 157 (Vertical) Peak



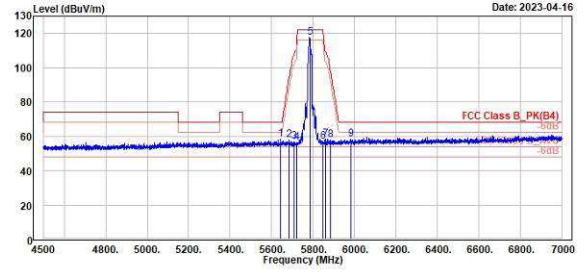
TUV Rheinland Taiwan Ltd.
No. 438-18, Sec 2, Fenliao, Linkou Dist., New Taipei City 244, Taiwan(R.O.C.)
Tel: +886-2172-1000 Fax: +886-2172-1322



Peak	Freq	Level	Read	Limit	Over	APos	TPos	Remark	Pol/Phase	Note
	MHz	dBuV/m	dBuV	dB/m	dBuV/m	dB	cm	deg		
1	5578.58	58.63	16.38	42.25	68.20	-9.57	168	129 Peak	Horizontal	
2	5673.58	58.37	15.96	42.41	85.63	-27.26	168	129 Peak	Horizontal	
3	5719.00	57.53	15.86	42.47	110.52	-52.99	168	129 Peak	Horizontal	
4	5723.50	57.69	15.21	42.48	118.78	-61.09	168	129 Peak	Horizontal	
5	5785.00	114.16	71.46	42.70	122.20	-8.04	168	129 Peak	Horizontal	
6	5851.50	57.43	14.76	42.67	118.78	-61.35	168	129 Peak	Horizontal	
7	5861.50	58.97	16.20	42.67	169.98	-50.11	168	129 Peak	Horizontal	
8	5894.00	58.92	16.23	42.69	91.10	-32.18	168	129 Peak	Horizontal	
9	5965.50	58.57	15.60	42.97	68.20	-9.63	168	129 Peak	Horizontal	



TUV Rheinland Taiwan Ltd.
No. 438-18, Sec 2, Fenliao, Linkou Dist., New Taipei City 244, Taiwan(R.O.C.)
Tel: +886-2172-1000 Fax: +886-2172-1322



Peak	Freq	Level	Read	Limit	Over	APos	TPos	Remark	Pol/Phase	Note
	MHz	dBuV/m	dBuV	dB/m	dBuV/m	dB	cm	deg		
1	5644.00	58.17	15.75	42.42	68.20	-10.03	110	314 Peak	Vertical	
2	5684.00	57.66	15.27	42.39	93.40	-35.74	110	314 Peak	Vertical	
3	5718.00	56.87	14.45	42.42	108.00	-51.13	110	314 Peak	Vertical	
4	5721.50	56.53	14.05	42.48	114.22	-57.69	110	314 Peak	Vertical	
5	5785.00	117.45	74.75	42.70	122.20	-4.75	110	314 Peak	Vertical	
6	5856.00	56.79	14.12	42.67	122.20	-65.41	110	314 Peak	Vertical	
7	5866.00	58.15	15.48	42.67	169.40	-51.25	110	314 Peak	Vertical	
8	5884.50	58.06	15.37	42.69	98.15	-40.09	110	314 Peak	Vertical	
9	5985.00	58.17	15.15	43.02	68.20	-10.03	110	314 Peak	Vertical	

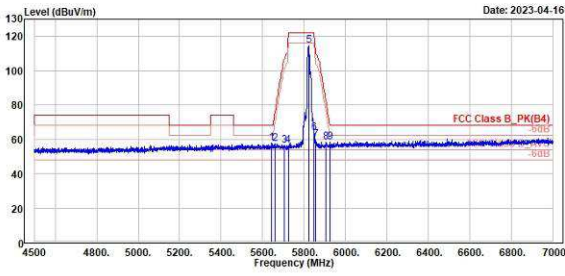
802.11a

CH 165 (Horizontal) Peak

CH 165 (Vertical) Peak



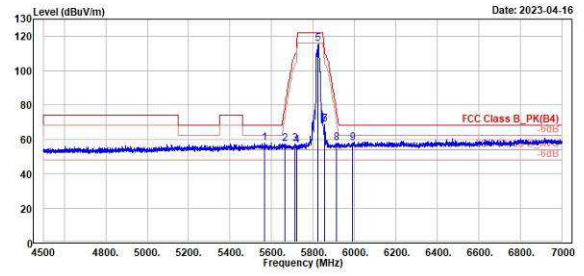
TÜV Rheinland Taiwan Ltd.
No. 438-18, Sec 2, Fenliiao, Linkou Dist., New Taipei City 244, Taiwan(R.O.C.)
Tel: +886-2172-1000 Fax: +886-2172-1322



Peak	Freq	Level	Read Level	Factor	Limit	Over	APos	TPos	Remark	Pol/Phase	Note
	MHz	dBuV/m	dBuV	dB/m	dBuV/m	dB	cm	deg			
1	5645.00	57.82	15.40	42.42	68.20	-10.38	381	131	Peak	Horizontal	
2	5661.00	57.34	14.91	42.43	76.37	-19.03	381	131	Peak	Horizontal	
3	5706.50	56.58	14.17	42.41	107.62	-50.44	381	131	Peak	Horizontal	
4	5723.50	56.16	13.68	42.48	118.78	-62.62	381	131	Peak	Horizontal	
5	5825.00	114.77	72.07	42.70	122.20	-7.43	381	131	Peak	Horizontal	
6	5858.00	63.89	21.22	42.67	122.20	-58.31	381	131	Peak	Horizontal	
7	5858.00	59.06	17.19	42.67	109.96	-50.10	381	131	Peak	Horizontal	
8	5907.00	58.37	15.64	42.73	81.48	-23.11	381	131	Peak	Horizontal	
9	5927.00	58.25	15.43	42.82	68.20	-9.95	381	131	Peak	Horizontal	



TÜV Rheinland Taiwan Ltd.
No. 438-18, Sec 2, Fenliiao, Linkou Dist., New Taipei City 244, Taiwan(R.O.C.)
Tel: +886-2172-1000 Fax: +886-2172-1322



Peak	Freq	Level	Read Level	Factor	Limit	Over	APos	TPos	Remark	Pol/Phase	Note
	MHz	dBuV/m	dBuV	dB/m	dBuV/m	dB	cm	deg			
1	5566.00	57.90	15.64	42.26	68.20	-10.30	116	303	Peak	Vertical	
2	5663.00	57.23	14.81	42.42	77.85	-20.62	116	303	Peak	Vertical	
3	5714.00	57.55	15.11	42.44	109.12	-51.57	116	303	Peak	Vertical	
4	5720.00	56.31	13.84	42.47	110.00	-54.49	116	303	Peak	Vertical	
5	5825.00	115.86	73.16	42.70	122.20	-6.34	116	303	Peak	Vertical	
6	5855.00	68.71	26.04	42.67	110.00	-42.09	116	303	Peak	Vertical	
7	5855.00	68.71	26.04	42.67	110.00	-42.09	116	303	Peak	Vertical	
8	5913.50	57.98	15.22	42.76	76.68	-18.70	116	303	Peak	Vertical	
9	5990.50	58.06	15.03	43.03	68.20	-10.14	116	303	Peak	Vertical	

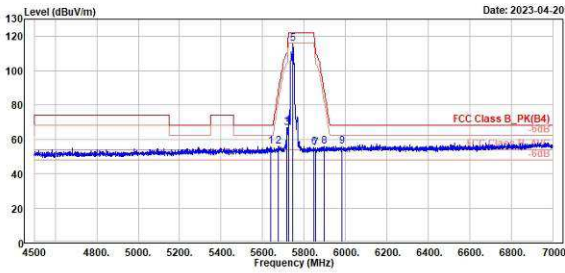
802.11ax HE20

CH 149 (Horizontal) Peak

CH 149 (Vertical) Peak



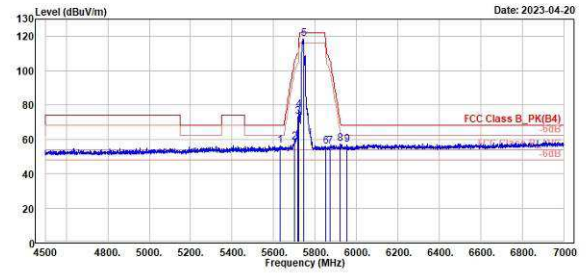
TÜV Rheinland Taiwan Ltd.
No. 438-18, Sec 2, Fenliao, Linkou Dist., New Taipei City 244, Taiwan(R.O.C.)
Tel: +886-2172-1000 Fax: +886-2172-1322



Peak	Freq	Level	Read Level	Factor	Limit	Over	APos	TPos	Remark	Pol/Phase	Note
	MHz	dBuV/m	dBuV	dB/m	dBuV/m	dB	cm	deg			
1	5648.00	55.97	13.57	42.40	68.20	-12.23	366	33	Peak	Horizontal	
2	5676.00	55.87	13.46	42.41	87.48	-31.61	366	33	Peak	Horizontal	
3	5719.00	66.86	24.39	42.47	110.52	-43.66	366	33	Peak	Horizontal	
4	5725.00	68.87	26.38	42.49	122.20	-53.33	366	33	Peak	Horizontal	
5	5745.00	115.61	73.03	42.58	122.20	-6.59	366	33	Peak	Horizontal	
6	5856.00	55.48	12.81	42.67	122.20	-66.72	366	33	Peak	Horizontal	
7	5856.50	55.05	12.38	42.67	110.38	-55.33	366	33	Peak	Horizontal	
8	5896.00	56.08	13.38	42.70	89.62	-33.54	366	33	Peak	Horizontal	
9	5982.50	55.97	12.95	43.02	68.20	-12.23	366	33	Peak	Horizontal	



TÜV Rheinland Taiwan Ltd.
No. 438-18, Sec 2, Fenliao, Linkou Dist., New Taipei City 244, Taiwan(R.O.C.)
Tel: +886-2172-1000 Fax: +886-2172-1322



Peak	Freq	Level	Read Level	Factor	Limit	Over	APos	TPos	Remark	Pol/Phase	Note
	MHz	dBuV/m	dBuV	dB/m	dBuV/m	dB	cm	deg			
1	5638.00	56.51	14.16	42.35	68.20	-11.69	180	309	Peak	Vertical	
2	5699.50	58.45	16.08	42.37	104.83	-46.38	180	309	Peak	Vertical	
3	5719.00	72.93	30.46	42.47	110.52	-37.59	180	309	Peak	Vertical	
4	5721.50	77.20	34.72	42.48	114.22	-37.02	180	309	Peak	Vertical	
5	5745.00	118.50	75.92	42.58	122.20	-3.70	180	309	Peak	Vertical	
6	5856.50	55.68	13.01	42.67	121.06	-65.38	180	309	Peak	Vertical	
7	5874.50	55.67	12.99	42.68	105.34	-49.67	180	309	Peak	Vertical	
8	5923.00	57.20	14.40	42.80	69.67	-12.47	180	309	Peak	Vertical	
9	5955.00	56.71	13.77	42.94	68.20	-11.49	180	309	Peak	Vertical	

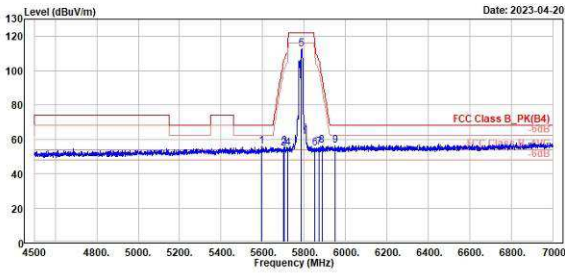
802.11ax HE20

CH 157 (Horizontal) Peak

CH 157 (Vertical) Peak



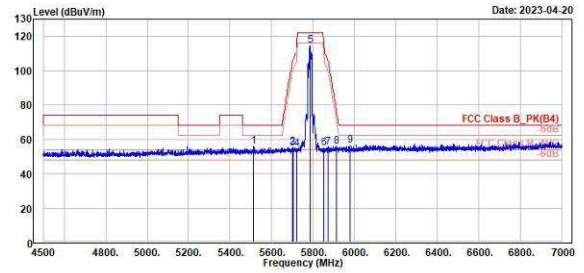
TÜV Rheinland Taiwan Ltd.
No. 438-18, Sec 2, Fenliao, Linkou Dist., New Taipei City 244, Taiwan(R.O.C.)
Tel: +886-2172-1000 Fax: +886-2172-1322



Peak	Freq (MHz)	Level (dBuV/m)	Read Level (dBuV)	Factor (dB)	Limit Line (dBuV/m)	Over Limit (dB)	APos (cm)	TPos (deg)	Remark	Pol/Phase	Note
1	5596.50	55.72	13.50	42.22	68.20	-12.48	161	35	Peak	Horizontal	
2	5699.50	54.93	12.56	42.37	104.83	-49.90	161	35	Peak	Horizontal	
3	5706.00	55.75	13.35	42.40	106.88	-51.13	161	35	Peak	Horizontal	
4	5721.50	54.95	12.47	42.48	114.22	-59.27	161	35	Peak	Horizontal	
5	5785.00	112.92	70.22	42.70	122.20	-9.28	161	35	Peak	Horizontal	
6	5854.00	54.97	12.30	42.67	113.00	-58.11	161	35	Peak	Horizontal	
7	5871.00	55.21	12.53	42.68	106.32	-51.11	161	35	Peak	Horizontal	
8	5887.00	56.26	13.57	42.69	96.29	-40.03	161	35	Peak	Horizontal	
9	5949.50	56.33	13.40	42.93	68.20	-11.87	161	35	Peak	Horizontal	



TÜV Rheinland Taiwan Ltd.
No. 438-18, Sec 2, Fenliao, Linkou Dist., New Taipei City 244, Taiwan(R.O.C.)
Tel: +886-2172-1000 Fax: +886-2172-1322



Peak	Freq (MHz)	Level (dBuV/m)	Read Level (dBuV)	Factor (dB)	Limit Line (dBuV/m)	Over Limit (dB)	APos (cm)	TPos (deg)	Remark	Pol/Phase	Note
1	5514.50	56.00	13.67	42.33	68.20	-12.20	100	308	Peak	Vertical	
2	5699.50	55.33	12.96	42.37	104.83	-49.50	100	308	Peak	Vertical	
3	5703.00	55.04	12.65	42.39	106.04	-51.00	100	308	Peak	Vertical	
4	5722.00	54.33	11.85	42.48	115.36	-61.03	100	308	Peak	Vertical	
5	5785.00	114.70	72.00	42.70	122.20	-7.50	100	308	Peak	Vertical	
6	5853.50	55.07	12.40	42.67	114.22	-59.15	100	308	Peak	Vertical	
7	5872.00	55.12	12.44	42.68	106.04	-50.92	100	308	Peak	Vertical	
8	5912.50	56.00	13.24	42.76	77.42	-21.42	100	308	Peak	Vertical	
9	5979.50	56.55	13.54	43.01	68.20	-11.65	100	308	Peak	Vertical	

802.11ax HE20

CH 165 (Horizontal) Peak

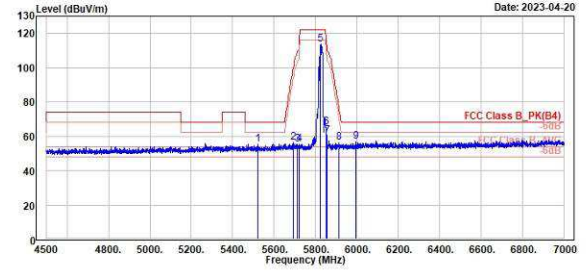
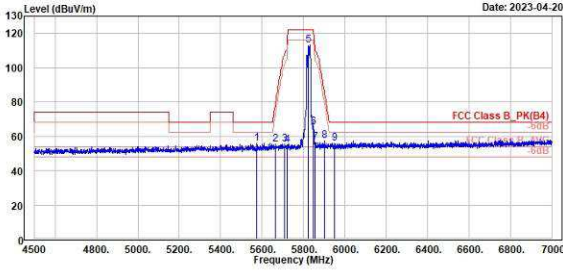
CH 165 (Vertical) Peak



TUV Rheinland Taiwan Ltd.
No. 438-18, Sec 2, Penfiao, Linkou Dist., New Taipei City 244, Taiwan(R.O.C.)
Tel: +886-2172-1000 Fax: +886-2172-1322



TUV Rheinland Taiwan Ltd.
No. 438-18, Sec 2, Penfiao, Linkou Dist., New Taipei City 244, Taiwan(R.O.C.)
Tel: +886-2172-1000 Fax: +886-2172-1322



Peak	Freq	Level	Read	Limit	Over	APos	TPos	Remark	Pol/Phase	Note
	MHz	dBuV/m	dBuV	dB/m	dBuV/m	dB	cm	deg		
1	5573.50	55.90	13.65	42.25	68.20	-12.30	163	38 Peak	Horizontal	
2	5665.50	55.29	12.87	42.42	79.79	-24.41	163	38 Peak	Horizontal	
3	5708.50	55.32	12.91	42.41	107.58	-52.26	163	38 Peak	Horizontal	
4	5722.50	54.83	12.35	42.48	116.50	-61.67	163	38 Peak	Horizontal	
5	5825.00	113.08	70.38	42.70	122.20	-9.12	163	38 Peak	Horizontal	
6	5850.00	65.26	22.59	42.67	122.20	-56.94	163	38 Peak	Horizontal	
7	5856.50	56.39	13.72	42.67	110.38	-53.99	163	38 Peak	Horizontal	
8	5900.50	57.15	14.45	42.70	86.29	-29.14	163	38 Peak	Horizontal	
9	5951.50	56.10	13.17	42.93	68.20	-12.10	163	38 Peak	Horizontal	

Peak	Freq	Level	Read	Limit	Over	APos	TPos	Remark	Pol/Phase	Note
	MHz	dBuV/m	dBuV	dB/m	dBuV/m	dB	cm	deg		
1	5520.00	55.59	13.27	42.32	68.20	-12.61	100	306 Peak	Vertical	
2	5694.50	56.53	14.15	42.38	101.15	-44.62	100	306 Peak	Vertical	
3	5713.00	55.41	12.98	42.43	108.84	-53.43	100	306 Peak	Vertical	
4	5722.00	55.29	12.81	42.48	115.36	-60.07	100	306 Peak	Vertical	
5	5825.00	113.08	71.18	42.70	122.20	-8.32	100	306 Peak	Vertical	
6	5850.50	65.14	22.47	42.67	121.06	-55.92	100	306 Peak	Vertical	
7	5855.00	60.28	17.61	42.67	110.00	-50.52	100	306 Peak	Vertical	
8	5915.50	56.11	13.34	42.77	75.21	-19.10	100	306 Peak	Vertical	
9	5997.00	56.81	13.76	43.05	68.20	-11.39	100	306 Peak	Vertical	

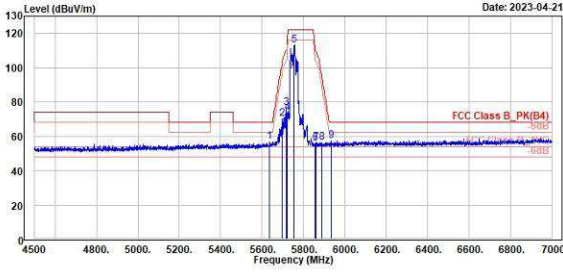
802.11ax HE40

CH 151 (Horizontal) Peak

CH 151 (Vertical) Peak



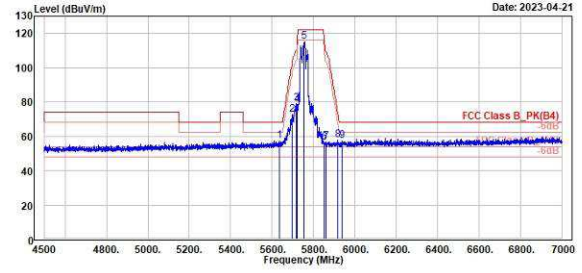
TUV Rheinland Taiwan Ltd.
No. 438-18, Sec 2, Penliao, Linkou Dist., New Taipei City 244, Taiwan(R.O.C.)
Tel: +886-2172-1000 Fax: +886-2172-1322



Peak	Freq	Level	Read Level	Factor	Limit	Over	APos	TPos	Remark	Pol/Phase	Note
	MHz	dBuV/m	dBuV	dB/m	dBuV/m	dB	cm	deg			
1	5636.00	56.74	14.37	42.37	68.20	-11.46	178	126	Peak	Horizontal	
2	5690.00	70.20	27.83	42.37	103.73	-33.53	178	126	Peak	Horizontal	
3	5718.00	76.54	34.08	42.46	110.24	-33.70	178	126	Peak	Horizontal	
4	5720.00	73.64	31.17	42.47	110.00	-37.16	178	126	Peak	Horizontal	
5	5755.00	113.15	70.53	42.62	122.20	-9.05	178	126	Peak	Horizontal	
6	5855.00	55.73	13.06	42.67	110.00	-55.07	178	126	Peak	Horizontal	
7	5860.50	56.25	13.58	42.67	109.26	-53.01	178	126	Peak	Horizontal	
8	5888.50	56.58	13.89	42.69	95.18	-38.60	178	126	Peak	Horizontal	
9	5932.50	57.23	14.38	42.85	68.20	-10.97	178	126	Peak	Horizontal	



TUV Rheinland Taiwan Ltd.
No. 438-18, Sec 2, Penliao, Linkou Dist., New Taipei City 244, Taiwan(R.O.C.)
Tel: +886-2172-1000 Fax: +886-2172-1322



Peak	Freq	Level	Read Level	Factor	Limit	Over	APos	TPos	Remark	Pol/Phase	Note
	MHz	dBuV/m	dBuV	dB/m	dBuV/m	dB	cm	deg			
1	5636.50	57.51	15.13	42.38	68.20	-10.69	275	330	Peak	Vertical	
2	5690.50	72.87	30.50	42.37	104.09	-31.22	275	330	Peak	Vertical	
3	5716.50	79.30	36.85	42.45	109.82	-30.52	275	330	Peak	Vertical	
4	5721.50	78.65	36.17	42.48	114.22	-35.57	275	330	Peak	Vertical	
5	5755.00	115.03	72.41	42.62	122.20	-7.17	275	330	Peak	Vertical	
6	5854.00	56.44	13.77	42.67	113.00	-56.64	275	330	Peak	Vertical	
7	5860.50	56.61	13.94	42.67	109.26	-52.65	275	330	Peak	Vertical	
8	5919.00	57.94	15.15	42.79	72.62	-14.68	275	330	Peak	Vertical	
9	5938.50	57.26	14.39	42.87	68.20	-10.94	275	330	Peak	Vertical	

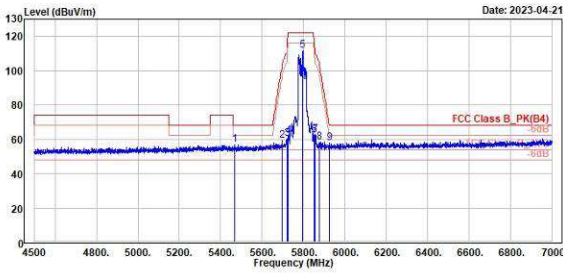
802.11ax HE40

CH 159 (Horizontal) Peak

CH 159 (Vertical) Peak



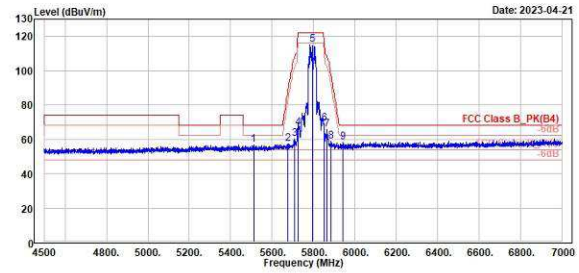
TUV Rheinland Taiwan Ltd.
No. 438-18, Sec 2, Penfiao, Linkou Dist., New Taipei City 244, Taiwan(R.O.C.)
Tel: +886-2172-1000 Fax: +886-2172-1322



Peak	Freq	Level	Read Level	Factor	Limit	Over	APos	TPos	Remark	Pol/Phase	Note
	MHz	dBuV/m	dBuV	dB/m	dBuV/m	dB	cm	deg			
1	5469.50	56.82	14.61	42.21	68.20	-11.38	185	126	Peak	Horizontal	
2	5697.00	59.14	16.76	42.38	102.99	-43.85	185	126	Peak	Horizontal	
3	5726.00	60.40	17.93	42.47	110.80	-50.40	185	126	Peak	Horizontal	
4	5725.00	61.57	19.08	42.49	122.20	-60.63	185	126	Peak	Horizontal	
5	5795.00	111.52	68.80	42.72	122.20	-10.68	185	126	Peak	Horizontal	
6	5851.50	62.28	19.61	42.67	118.78	-56.50	185	126	Peak	Horizontal	
7	5857.50	62.90	20.23	42.67	119.19	-47.20	185	126	Peak	Horizontal	
8	5877.50	58.18	15.50	42.68	103.34	-45.16	185	126	Peak	Horizontal	
9	5926.50	57.77	14.95	42.82	68.20	-10.43	185	126	Peak	Horizontal	



TUV Rheinland Taiwan Ltd.
No. 438-18, Sec 2, Penfiao, Linkou Dist., New Taipei City 244, Taiwan(R.O.C.)
Tel: +886-2172-1000 Fax: +886-2172-1322



Peak	Freq	Level	Read Level	Factor	Limit	Over	APos	TPos	Remark	Pol/Phase	Note
	MHz	dBuV/m	dBuV	dB/m	dBuV/m	dB	cm	deg			
1	5511.00	57.83	14.69	42.34	68.20	-11.17	100	328	Peak	Vertical	
2	5675.00	57.43	15.02	42.41	66.74	-29.31	100	328	Peak	Vertical	
3	5709.00	60.30	17.88	42.42	107.72	-47.42	100	328	Peak	Vertical	
4	5724.50	66.62	24.13	42.49	121.06	-54.44	100	328	Peak	Vertical	
5	5795.00	114.99	72.27	42.72	122.20	-7.21	100	328	Peak	Vertical	
6	5850.50	69.04	26.37	42.67	121.06	-52.02	100	328	Peak	Vertical	
7	5865.00	65.63	22.95	42.68	100.00	-42.37	100	328	Peak	Vertical	
8	5885.50	58.68	15.99	42.69	97.40	-38.72	100	328	Peak	Vertical	
9	5940.50	58.50	15.62	42.88	68.20	-9.70	100	328	Peak	Vertical	

Spurious Emissions, Tx Mode, 9kHz ~30MHz

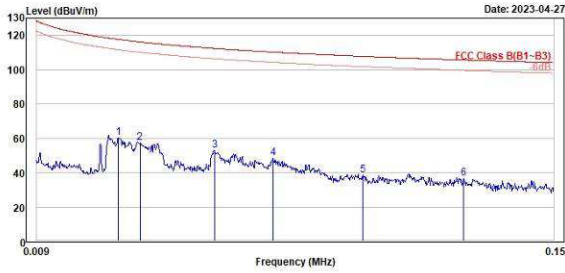
802.11ax HE160

CH 50(Open) (9kHz ~ 150kHz)

CH 50 (Open) (150kHz ~ 30MHz)



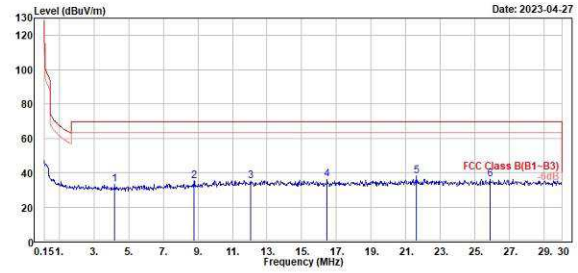
TUV Rheinland Taiwan Ltd.
 No. 438-18, Sec 2, Penliao, Linkou Dist., New Taipei City 244, Taiwan(R.O.C.)
 Tel: +886-2172-1000 Fax: +886-2172-1322



Peak	Freq (MHz)	Level (dBuV/m)	Read Level (dBuV)	Factor (dB/m)	Limit Line (dBuV/m)	Over Limit (dB)	APos (cm)	TPos (deg)	Remark	Pol/Phase	Note
1	0.03	60.53	41.33	19.20	117.65	-57.12	100		246 Peak	Open	
2	0.04	57.40	38.31	19.17	115.18	-58.78	100		236 Peak	Open	
3	0.06	53.02	34.08	18.94	112.40	-59.38	100		238 Peak	Open	
4	0.07	48.66	30.10	18.56	110.28	-61.62	100		261 Peak	Open	
5	0.10	38.76	20.78	17.98	107.77	-69.01	100		253 Peak	Open	
6	0.13	36.68	18.65	18.03	105.64	-68.96	100		139 Peak	Open	



TUV Rheinland Taiwan Ltd.
 No. 438-18, Sec 2, Penliao, Linkou Dist., New Taipei City 244, Taiwan(R.O.C.)
 Tel: +886-2172-1000 Fax: +886-2172-1322



Peak	Freq (MHz)	Level (dBuV/m)	Read Level (dBuV)	Factor (dB/m)	Limit Line (dBuV/m)	Over Limit (dB)	APos (cm)	TPos (deg)	Remark	Pol/Phase	Note
1	4.21	33.19	13.64	19.55	69.50	-36.31	100		50 Peak	Open	
2	8.78	34.96	13.91	21.05	69.50	-34.54	100		341 Peak	Open	
3	12.03	35.33	13.63	21.70	69.50	-34.17	100		324 Peak	Open	
4	16.45	35.97	13.97	22.00	69.50	-33.53	100		55 Peak	Open	
5	21.61	37.84	15.59	22.25	69.50	-31.66	100		258 Peak	Open	
6	25.88	36.02	13.73	22.29	69.50	-33.48	100		235 Peak	Open	

Spurious Emissions, Tx Mode, 30MHz ~ 1GHz

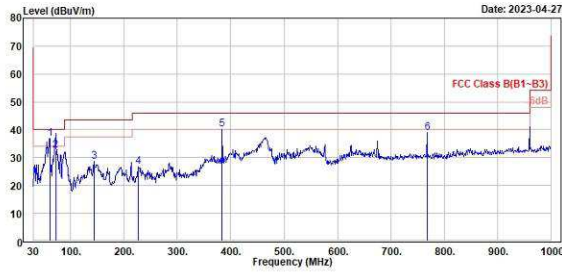
802.11ax HE160

CH50 (Horizontal)

CH50 (Vertical)



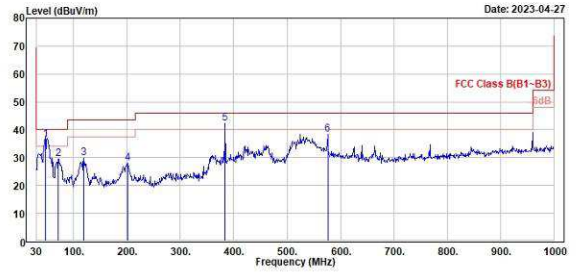
TUV Rheinland Taiwan Ltd.
No. 438-18, Sec 2, Penfiao, Linkou Dist., New Taipei City 244, Taiwan(R.O.C.)
Tel: +886-2172-1000 Fax: +886-2172-1322



Peak	Freq	Level	Read	Limit	Over	APos	TPos	Remark	Pol/Phase	Note
	MHz	dBuV/m	dBuV	dB/m	dBuV/m	dB	cm	deg		
1	61.84	36.89	45.35	-8.46	40.00	-3.11	300	238 Peak	Horizontal	
2	71.71	32.58	42.78	-10.20	40.00	-7.42	300	238 QP	Horizontal	
3	143.49	28.56	36.88	-7.52	43.50	-14.94	200	188 Peak	Horizontal	
4	226.91	26.64	35.64	-9.00	46.00	-19.36	100	243 Peak	Horizontal	
5	384.05	40.17	44.93	-4.76	46.00	-5.83	100	84 Peak	Horizontal	
6	768.17	39.09	36.78	2.39	46.00	-6.91	100	300 Peak	Horizontal	



TUV Rheinland Taiwan Ltd.
No. 438-18, Sec 2, Penfiao, Linkou Dist., New Taipei City 244, Taiwan(R.O.C.)
Tel: +886-2172-1000 Fax: +886-2172-1322



Peak	Freq	Level	Read	Limit	Over	APos	TPos	Remark	Pol/Phase	Note
	MHz	dBuV/m	dBuV	dB/m	dBuV/m	dB	cm	deg		
1	46.49	36.37	43.59	-7.22	40.00	-3.63	100	146 QP	Vertical	
2	70.74	29.49	39.52	-10.03	40.00	-10.51	100	151 Peak	Vertical	
3	118.27	29.66	39.74	-10.08	43.50	-13.84	100	111 Peak	Vertical	
4	201.69	27.86	37.56	-9.70	43.50	-15.64	100	323 Peak	Vertical	
5	384.05	42.17	46.93	-4.76	46.00	-3.83	200	101 Peak	Vertical	
6	576.11	38.41	39.48	-1.07	46.00	-7.59	100	127 Peak	Vertical	

Spurious Emissions, Tx Mode, 1GHz ~ 40GHz

U-NII-1

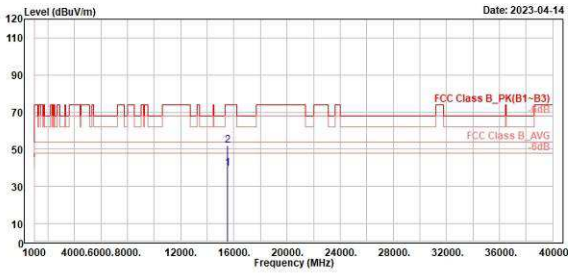
802.11a

CH 36 (Horizontal)

CH 36 (Vertical)



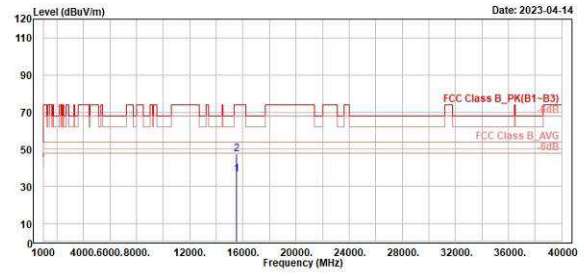
TUV Rheinland Taiwan Ltd.
No. 438-18, Sec 2, Fenliiao, Linkou Dist., New Taipei City 244, Taiwan(R.O.C.)
Tel: +886-2172-1000 Fax: +886-2172-1322



	Read	Limit	Over	APos	TPos	Remark	Pol/Phase	Note	
1	5540.00	39.79	38.45	1.34	54.00	-14.21	100	291 Average	Horizontal
2	5540.00	51.79	50.45	1.34	74.00	-22.21	100	291 Peak	Horizontal



TUV Rheinland Taiwan Ltd.
No. 438-18, Sec 2, Fenliiao, Linkou Dist., New Taipei City 244, Taiwan(R.O.C.)
Tel: +886-2172-1000 Fax: +886-2172-1322



	Read	Limit	Over	APos	TPos	Remark	Pol/Phase	Note	
1	5540.00	36.46	35.12	1.34	54.00	-17.54	400	360 Average	Vertical
2	5540.00	47.44	46.10	1.34	74.00	-26.55	400	360 Peak	Vertical

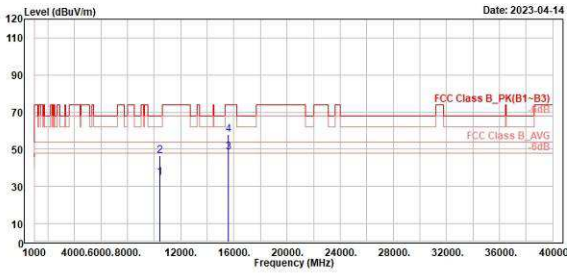
802.11a

CH 40 (Horizontal)

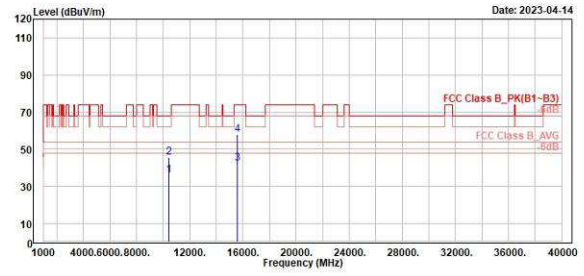
CH 40 (Vertical)



TUV Rheinland Taiwan Ltd.
No. 438-18, Sec 2, Fenliiao, Linkou Dist., New Taipei City 244, Taiwan(R.O.C.)
Tel: +886-2172-1000 Fax: +886-2172-1322



TUV Rheinland Taiwan Ltd.
No. 438-18, Sec 2, Fenliiao, Linkou Dist., New Taipei City 244, Taiwan(R.O.C.)
Tel: +886-2172-1000 Fax: +886-2172-1322



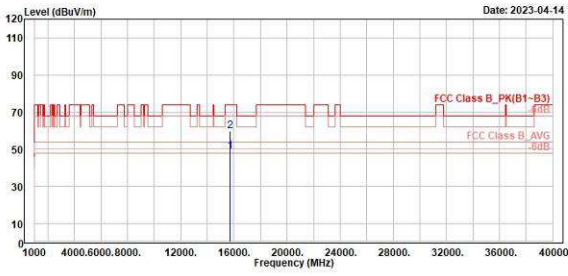
802.11a

CH 48 (Horizontal)

CH 48 (Vertical)



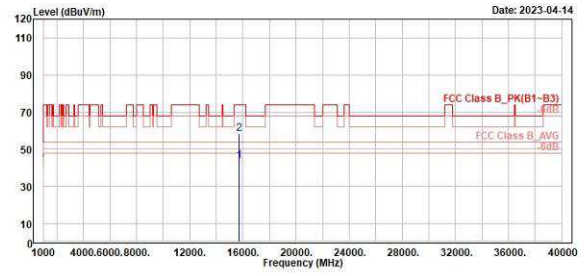
TUV Rheinland Taiwan Ltd.
No. 438-18, Sec. 2, Fenliiao, Linkou Dist., New Taipei City 244, Taiwan(R.O.C.)
Tel: +886-2172-1000 Fax: +886-2172-1322



Read	Limit	Over	APos	TPos	Remark	Pol/Phase	Note		
Freq	Level	Level	Line	Limit					
MHz	dBuV/m	Factor	dB/m	dBuV/m	dB	cm	deg		
1	15720.00	48.78	46.92	1.86	54.00	-5.22	200	239 Average	Horizontal
2	15720.00	59.82	57.96	1.86	74.00	-14.18	200	239 Peak	Horizontal



TUV Rheinland Taiwan Ltd.
No. 438-18, Sec. 2, Fenliiao, Linkou Dist., New Taipei City 244, Taiwan(R.O.C.)
Tel: +886-2172-1000 Fax: +886-2172-1322



Read	Limit	Over	APos	TPos	Remark	Pol/Phase	Note		
Freq	Level	Level	Line	Limit					
MHz	dBuV/m	Factor	dB/m	dBuV/m	dB	cm	deg		
1	15720.00	43.72	41.86	1.86	54.00	-10.28	300	322 Average	Vertical
2	15720.00	58.61	56.75	1.86	74.00	-15.39	300	322 Peak	Vertical

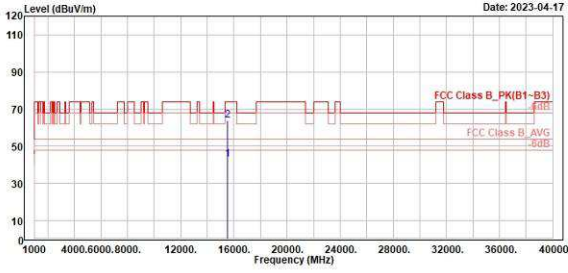
802.11ax HE20

CH 36 (Horizontal)

CH 36 (Vertical)



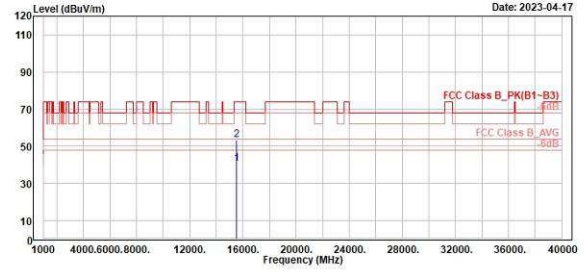
TUV Rheinland Taiwan Ltd.
No. 438-18, Sec 2, Fenliiao, Linkou Dist., New Taipei City 244, Taiwan(R.O.C.)
Tel: +886-2172-1000 Fax: +886-2172-1322



	Freq MHz	Level dBuV/m	Read		Limit		APos cm	TPos deg	Remark	Pol/Phase	Note
			Level dBuV	Factor	Line dBuV/m	Over Limit dB					
1	15540.00	42.68	41.34	1.34	54.00	-11.32	100	287	Average	Horizontal	
2	15540.00	63.73	62.39	1.34	74.00	-10.27	100	287	Peak	Horizontal	



TUV Rheinland Taiwan Ltd.
No. 438-18, Sec 2, Fenliiao, Linkou Dist., New Taipei City 244, Taiwan(R.O.C.)
Tel: +886-2172-1000 Fax: +886-2172-1322



	Freq MHz	Level dBuV/m	Read		Limit		APos cm	TPos deg	Remark	Pol/Phase	Note
			Level dBuV	Factor	Line dBuV/m	Over Limit dB					
1	15540.00	40.45	39.11	1.34	54.00	-13.55	100	186	Average	Vertical	
2	15540.00	53.46	52.12	1.34	74.00	-20.54	100	186	Peak	Vertical	

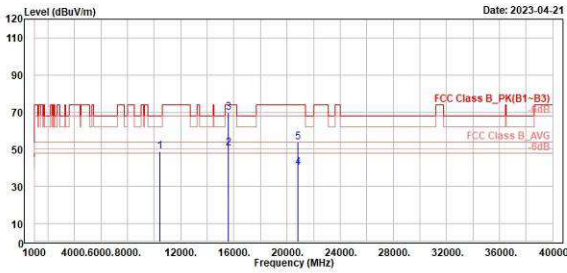
802.11ax HE20

CH 40 (Horizontal)

CH 40 (Vertical)



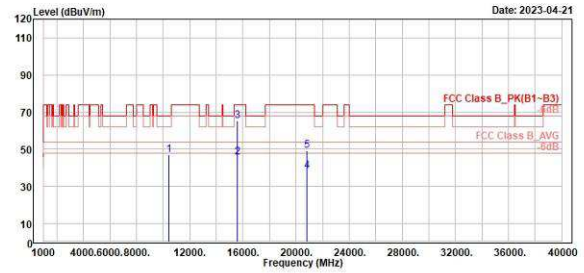
TUV Rheinland Taiwan Ltd.
No. 438-18, Sec 2, Fenliiao, Linkou Dist., New Taipei City 244, Taiwan(R.O.C.)
Tel: +886-2172-1000 Fax: +886-2172-1322



Read	Limit	Over	APos	TPos	Remark	Pol/Phase	Note
Level	Line	Limit	cm	deg			
Factor	dB/m	dB					
dBuV	dBuV/m	dB					
53.24	-4.62	68.20	-19.58	286	11 Peak	Horizontal	
49.53	1.25	54.00	-3.22	100	287 Average	Horizontal	
68.58	1.25	74.00	-4.17	100	287 Peak	Horizontal	
43.56	-3.43	54.00	-13.07	100	313 Average	Horizontal	
57.44	-3.43	74.00	-19.99	100	313 Peak	Horizontal	



TUV Rheinland Taiwan Ltd.
No. 438-18, Sec 2, Fenliiao, Linkou Dist., New Taipei City 244, Taiwan(R.O.C.)
Tel: +886-2172-1000 Fax: +886-2172-1322



Read	Limit	Over	APos	TPos	Remark	Pol/Phase	Note
Level	Line	Limit	cm	deg			
Factor	dB/m	dB					
dBuV	dBuV/m	dB					
51.66	-4.62	68.20	-21.16	180	115 Peak	Vertical	
44.36	1.25	54.00	-8.39	187	46 Average	Vertical	
64.16	1.25	74.00	-8.59	187	46 Peak	Vertical	
41.53	-3.43	54.00	-15.90	400	74 Average	Vertical	
52.65	-3.43	74.00	-24.78	400	74 Peak	Vertical	

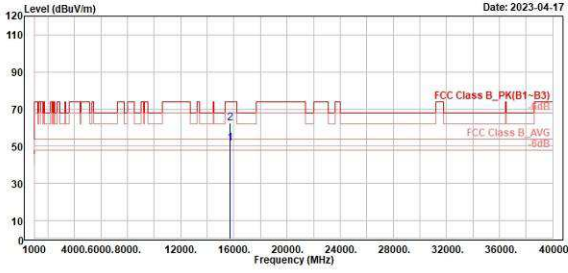
802.11ax HE20

CH 48 (Horizontal)

CH 48 (Vertical)



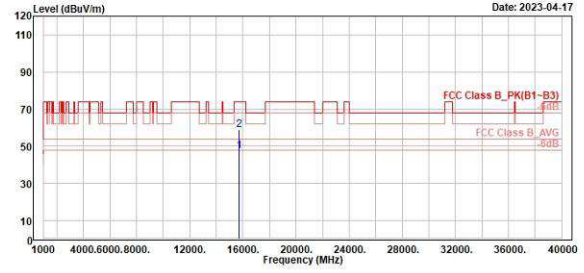
TUV Rheinland Taiwan Ltd.
No. 438-18, Sec 2, Fenliiao, Linkou Dist., New Taipei City 244, Taiwan(R.O.C.)
Tel: +886-2172-1000 Fax: +886-2172-1322



Freq	Level	Read		Limit	Over	APos	TPos	Remark	Pol/Phase	Note
		Level	Factor							
MHz	dBuV/m	dBuV	dB/m	dBuV/m	dB	cm	deg			
1 15720.00	51.67	49.81	1.86	54.00	-2.33	100	321	Average	Horizontal	
2 15720.00	62.29	60.43	1.86	74.00	-11.71	100	321	Peak	Horizontal	



TUV Rheinland Taiwan Ltd.
No. 438-18, Sec 2, Fenliiao, Linkou Dist., New Taipei City 244, Taiwan(R.O.C.)
Tel: +886-2172-1000 Fax: +886-2172-1322



Freq	Level	Read		Limit	Over	APos	TPos	Remark	Pol/Phase	Note
		Level	Factor							
MHz	dBuV/m	dBuV	dB/m	dBuV/m	dB	cm	deg			
1 15720.00	47.37	45.51	1.86	54.00	-6.63	100	49	Average	Vertical	
2 15720.00	58.73	56.87	1.86	74.00	-15.27	100	49	Peak	Vertical	

802.11ax HE40

CH 38 (Horizontal)

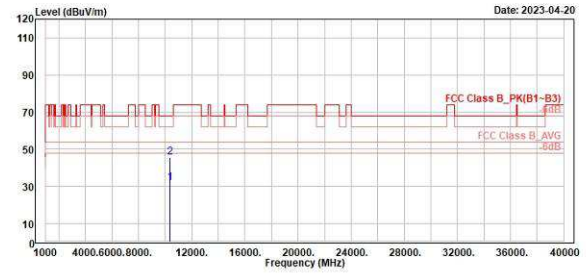
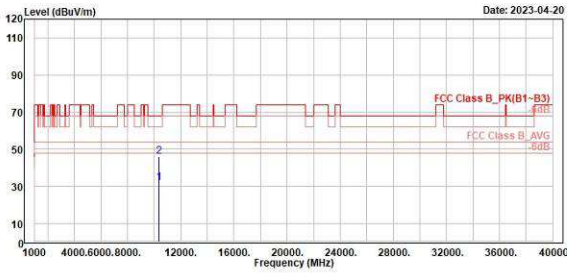
CH 38 (Vertical)



TUV Rheinland Taiwan Ltd.
No. 438-18, Sec 2, Fenliiao, Linkou Dist., New Taipei City 244, Taiwan(R.O.C.)
Tel: +886-2172-1000 Fax: +886-2172-1322



TUV Rheinland Taiwan Ltd.
No. 438-18, Sec 2, Fenliiao, Linkou Dist., New Taipei City 244, Taiwan(R.O.C.)
Tel: +886-2172-1000 Fax: +886-2172-1322



Freq	Level	Read		Limit	Over	APos	TPos	Remark	Pol/Phase	Note
		Level	Factor							
MHz	dBuV/m	dBuV	dB/m	dBuV/m	dB	cm	deg			
1	10380.00	32.02	36.68	-4.66	54.00	-21.98	178	360 Average	Horizontal	
2	10380.00	45.95	50.61	-4.66	68.20	-22.25	178	360 Peak	Horizontal	

Freq	Level	Read		Limit	Over	APos	TPos	Remark	Pol/Phase	Note
		Level	Factor							
MHz	dBuV/m	dBuV	dB/m	dBuV/m	dB	cm	deg			
1	10380.00	32.04	36.78	-4.66	54.00	-21.96	180	176 Average	Vertical	
2	10380.00	45.73	50.39	-4.66	68.20	-22.47	180	176 Peak	Vertical	

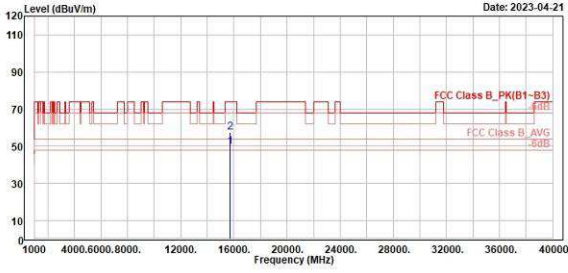
802.11ax HE20

CH 46 (Horizontal)

CH 46 (Vertical)



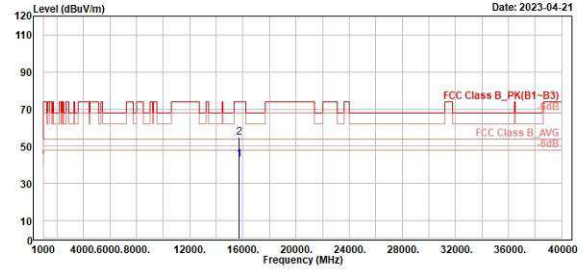
TUV Rheinland Taiwan Ltd.
No. 438-18, Sec. 2, Fenliiao, Linkou Dist., New Taipei City 244, Taiwan(R.O.C.)
Tel: +886-2172-1000 Fax: +886-2172-1322



Read	Limit	Over	APos	TPos	Remark	Pol/Phase	Note		
Freq	Level	Level	Factor	Line	Limit				
MHz	dBuV/m	dBuV	dB/m	dBuV/m	dB	cm	deg		
1	15698.00	49.76	47.94	1.82	54.00	-4.24	100	294 Average	Horizontal
2	15698.00	57.53	55.71	1.82	74.00	-16.47	100	294 Peak	Horizontal



TUV Rheinland Taiwan Ltd.
No. 438-18, Sec. 2, Fenliiao, Linkou Dist., New Taipei City 244, Taiwan(R.O.C.)
Tel: +886-2172-1000 Fax: +886-2172-1322



Read	Limit	Over	APos	TPos	Remark	Pol/Phase	Note		
Freq	Level	Level	Factor	Line	Limit				
MHz	dBuV/m	dBuV	dB/m	dBuV/m	dB	cm	deg		
1	15698.00	42.95	41.13	1.82	54.00	-11.05	200	255 Average	Vertical
2	15698.00	54.55	52.73	1.82	74.00	-19.45	200	255 Peak	Vertical

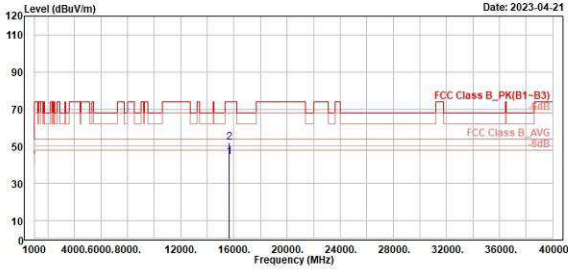
802.11ax HE80

CH 42 (Horizontal)

CH 42 (Vertical)



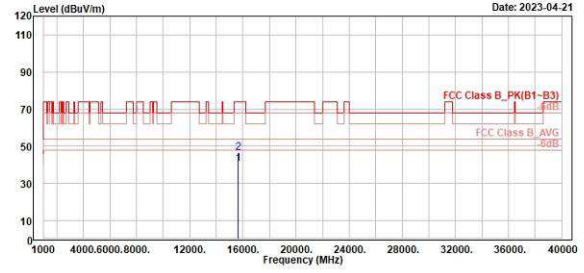
TUV Rheinland Taiwan Ltd.
No. 438-18, Sec 2, Fenliiao, Linkou Dist., New Taipei City 244, Taiwan(R.O.C.)
Tel: +886-2172-1000 Fax: +886-2172-1322



	Read	Limit	Over	APos	TPos	Remark	Pol/Phase	Note
1	Level	Line	Limit	cm	deg			
2	Level	Line	Limit	cm	deg			
1	15630.00	44.24	42.81	1.43	54.00	-9.76	100	65 Average Horizontal
2	15630.00	52.18	50.75	1.43	74.00	-21.82	100	65 Peak Horizontal



TUV Rheinland Taiwan Ltd.
No. 438-18, Sec 2, Fenliiao, Linkou Dist., New Taipei City 244, Taiwan(R.O.C.)
Tel: +886-2172-1000 Fax: +886-2172-1322



	Read	Limit	Over	APos	TPos	Remark	Pol/Phase	Note
1	Level	Line	Limit	cm	deg			
2	Level	Line	Limit	cm	deg			
1	15630.00	46.47	39.04	1.43	54.00	-13.53	100	115 Average Vertical
2	15630.00	46.34	44.91	1.43	74.00	-27.66	100	115 Peak Vertical

U-NII-2A

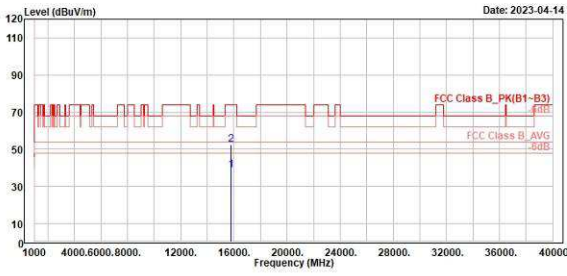
802.11a

CH 52 (Horizontal)

CH 52 (Vertical)



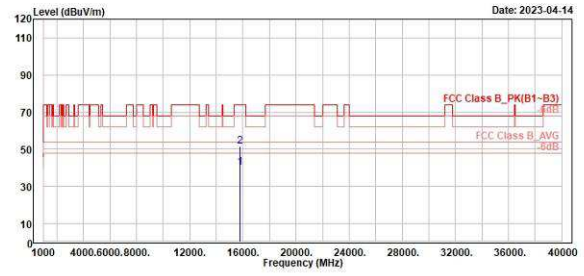
TUV Rheinland Taiwan Ltd.
No. 438-18, Sec 2, Fenliao, Linkou Dist., New Taipei City 244, Taiwan(R.O.C.)
Tel: +886-2172-1000 Fax: +886-2172-1322



	Read	Limit	Over	APos	TPos	Remark	Pol/Phase	Note	
1	Level	Line	Limit	cm	deg				
2	Level	Line	Limit	cm	deg				
1	15783.00	38.63	36.87	1.76	54.00	-15.37	300	282 Average	Horizontal
2	15783.00	52.48	50.72	1.76	74.00	-21.52	300	282 Peak	Horizontal



TUV Rheinland Taiwan Ltd.
No. 438-18, Sec 2, Fenliao, Linkou Dist., New Taipei City 244, Taiwan(R.O.C.)
Tel: +886-2172-1000 Fax: +886-2172-1322



	Read	Limit	Over	APos	TPos	Remark	Pol/Phase	Note	
1	Level	Line	Limit	cm	deg				
2	Level	Line	Limit	cm	deg				
1	15788.00	40.04	38.28	1.76	54.00	-13.95	399	360 Average	Vertical
2	15788.00	51.67	49.91	1.76	74.00	-22.33	399	360 Peak	Vertical

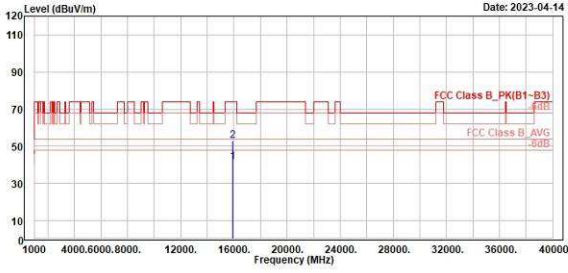
802.11a

CH 60 (Horizontal)

CH 60 (Vertical)



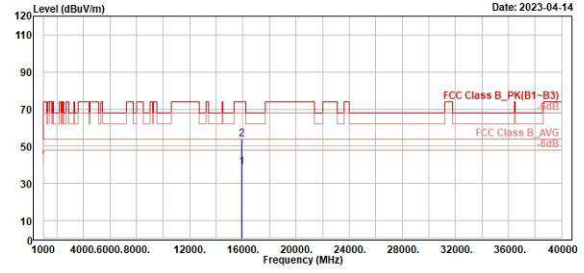
TUV Rheinland Taiwan Ltd.
No. 438-18, Sec 2, Fenliiao, Linkou Dist., New Taipei City 244, Taiwan(R.O.C.)
Tel: +886-2172-1000 Fax: +886-2172-1322



Read	Limit	Over	APos	TPos	Remark	Pol/Phase	Note	
Freq	Level	Level	Line	Limit				
MHz	dBuV/m	dBuV	dB/m	dBuV/m	dB	cm	deg	
1	15900.00	41.42	39.55	1.87	54.00	-12.58	124	76 Average Horizontal
2	15900.00	52.97	51.10	1.87	74.00	-21.03	124	76 Peak Horizontal



TUV Rheinland Taiwan Ltd.
No. 438-18, Sec 2, Fenliiao, Linkou Dist., New Taipei City 244, Taiwan(R.O.C.)
Tel: +886-2172-1000 Fax: +886-2172-1322



Read	Limit	Over	APos	TPos	Remark	Pol/Phase	Note	
Freq	Level	Level	Line	Limit				
MHz	dBuV/m	dBuV	dB/m	dBuV/m	dB	cm	deg	
1	15900.00	39.00	37.13	1.87	54.00	-15.00	100	19 Average Vertical
2	15900.00	53.08	52.01	1.87	74.00	-20.12	100	19 Peak Vertical

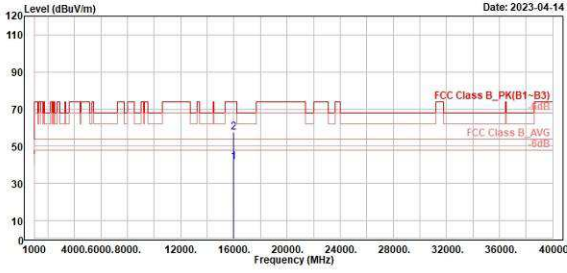
802.11a

CH 64 (Horizontal)

CH 64 (Vertical)



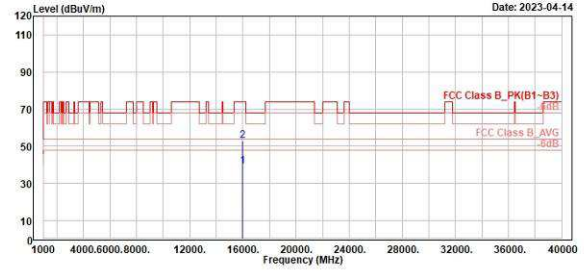
TUV Rheinland Taiwan Ltd.
No. 438-18, Sec 2, Fenliiao, Linkou Dist., New Taipei City 244, Taiwan(R.O.C.)
Tel: +886-2172-1000 Fax: +886-2172-1322



	Freq MHz	Level dBuV/m	Read		Limit		APos cm	TPos deg	Remark	Pol/Phase	Note
			Level	Factor	Line	Limit					
1	15960.00	41.54	39.40	2.14	54.00	-12.46	100	72	Average	Horizontal	
2	15960.00	57.30	55.16	2.14	74.00	-16.70	100	72	Peak	Horizontal	



TUV Rheinland Taiwan Ltd.
No. 438-18, Sec 2, Fenliiao, Linkou Dist., New Taipei City 244, Taiwan(R.O.C.)
Tel: +886-2172-1000 Fax: +886-2172-1322



	Freq MHz	Level dBuV/m	Read		Limit		APos cm	TPos deg	Remark	Pol/Phase	Note
			Level	Factor	Line	Limit					
1	15960.00	39.03	36.89	2.14	54.00	-14.97	400	82	Average	Vertical	
2	15960.00	52.76	50.62	2.14	74.00	-21.24	400	82	Peak	Vertical	

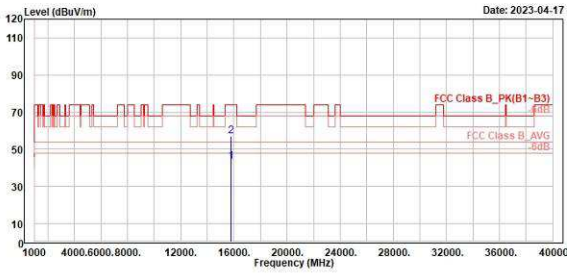
802.11ax HE20

CH 52 (Horizontal)

CH 52 (Vertical)



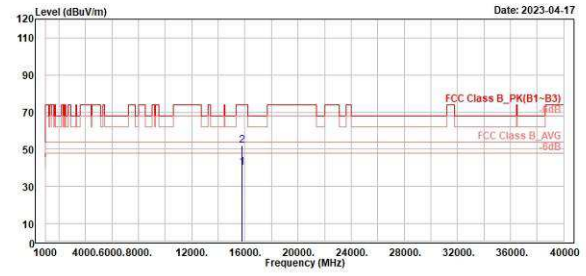
TUV Rheinland Taiwan Ltd.
No. 438-18, Sec 2, Fenliiao, Linkou Dist., New Taipei City 244, Taiwan(R.O.C.)
Tel: +886-2172-1000 Fax: +886-2172-1322



	Freq	Level	Read		Limit		APos	TPos	Remark	Pol/Phase	Note
			Level	Factor	Line	Limit					
	MHz	dBuV/m	dBuV	dB/m	dBuV/m	dB	cm	deg			
1	15780.00	43.57	41.81	1.76	54.00	-16.43	283	360	Average	Horizontal	
2	15780.00	57.16	55.40	1.76	74.00	-16.84	283	360	Peak	Horizontal	



TUV Rheinland Taiwan Ltd.
No. 438-18, Sec 2, Fenliiao, Linkou Dist., New Taipei City 244, Taiwan(R.O.C.)
Tel: +886-2172-1000 Fax: +886-2172-1322



	Freq	Level	Read		Limit		APos	TPos	Remark	Pol/Phase	Note
			Level	Factor	Line	Limit					
	MHz	dBuV/m	dBuV	dB/m	dBuV/m	dB	cm	deg			
1	15780.00	40.34	38.58	1.76	54.00	-13.65	300	116	Average	Vertical	
2	15780.00	51.81	50.05	1.76	74.00	-22.19	300	116	Peak	Vertical	

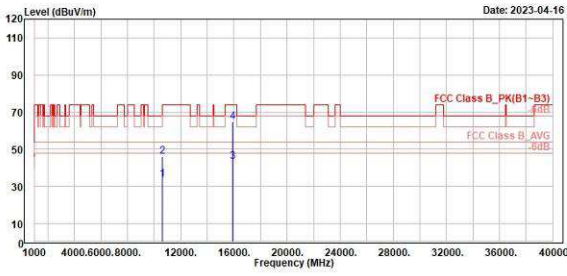
802.11ax HE20

CH 60 (Horizontal)

CH 60 (Vertical)



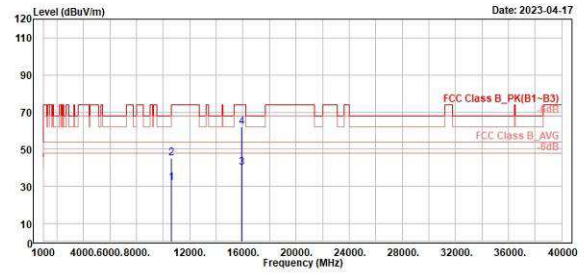
TUV Rheinland Taiwan Ltd.
No. 438-18, Sec 2, Fenliiao, Linkou Dist., New Taipei City 244, Taiwan(R.O.C.)
Tel: +886-2172-1000 Fax: +886-2172-1322



Read	Limit	Over	APos	TPos	Remark	Pol/Phase	Note				
Freq	Level	Factor	Line	Limit							
MHz	dBuV/m	dBuV	dB/m	dBuV/m	dB	cm	deg				
1	18690.00	33.57	37.81	-4.24	54.00	-26.43	100	289	Average	Horizontal	
2	18690.00	46.23	59.47	-4.24	74.00	-27.77	100	289	Peak	Horizontal	
3	15900.00	43.26	41.39	1.87	54.00	-10.74	100	36	Average	Horizontal	
4	15900.00	64.69	62.82	1.87	74.00	-9.31	100	36	Peak	Horizontal	



TUV Rheinland Taiwan Ltd.
No. 438-18, Sec 2, Fenliiao, Linkou Dist., New Taipei City 244, Taiwan(R.O.C.)
Tel: +886-2172-1000 Fax: +886-2172-1322



Read	Limit	Over	APos	TPos	Remark	Pol/Phase	Note				
Freq	Level	Factor	Line	Limit							
MHz	dBuV/m	dBuV	dB/m	dBuV/m	dB	cm	deg				
1	18690.00	31.87	36.11	-4.24	54.00	-22.13	200	269	Average	Vertical	
2	18690.00	45.08	49.32	-4.24	74.00	-28.92	200	269	Peak	Vertical	
3	15900.00	40.33	38.46	1.87	54.00	-13.67	141	43	Average	Vertical	
4	15900.00	62.20	60.33	1.87	74.00	-11.80	141	43	Peak	Vertical	

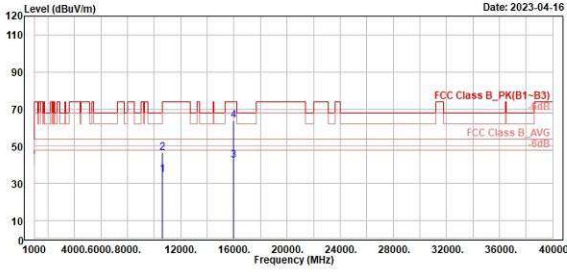
802.11ax HE20

CH 64 (Horizontal)

CH 64 (Vertical)



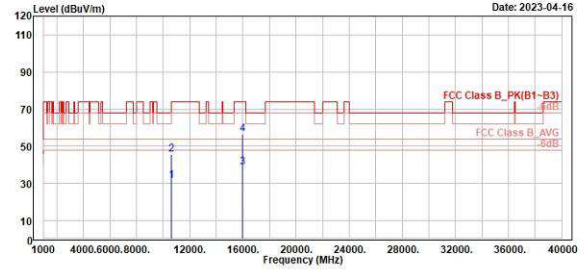
TUV Rheinland Taiwan Ltd.
No. 438-18, Sec 2, Fenliiao, Linkou Dist., New Taipei City 244, Taiwan(R.O.C.)
Tel: +886-2172-1000 Fax: +886-2172-1322



Freq	Level	Read	Limit	Over	APos	TPos	Remark	Pol/Phase	Note
MHz	dBuV/m	dBuV	dB/m	dBuV/m	dB	cm	deg		
1	10640.00	34.72	38.86	-4.14	54.00	-19.28	149	360	Average Horizontal
2	10640.00	46.74	59.88	-4.14	74.00	-27.26	149	360	Peak Horizontal
3	15960.00	42.44	46.30	2.14	54.00	-11.56	100	33	Average Horizontal
4	15960.00	64.10	61.96	2.14	74.00	-9.90	100	33	Peak Horizontal



TUV Rheinland Taiwan Ltd.
No. 438-18, Sec 2, Fenliiao, Linkou Dist., New Taipei City 244, Taiwan(R.O.C.)
Tel: +886-2172-1000 Fax: +886-2172-1322



Freq	Level	Read	Limit	Over	APos	TPos	Remark	Pol/Phase	Note
MHz	dBuV/m	dBuV	dB/m	dBuV/m	dB	cm	deg		
1	10640.00	31.61	35.75	-4.14	54.00	-22.39	200	330	Average Vertical
2	10640.00	45.00	49.94	-4.14	74.00	-28.20	200	330	Peak Vertical
3	15960.00	38.98	36.84	2.14	54.00	-15.02	100	165	Average Vertical
4	15960.00	56.38	54.24	2.14	74.00	-17.62	100	165	Peak Vertical

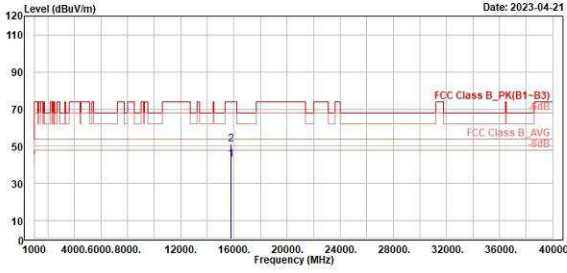
802.11ax HE40

CH 54 (Horizontal)

CH 54 (Vertical)



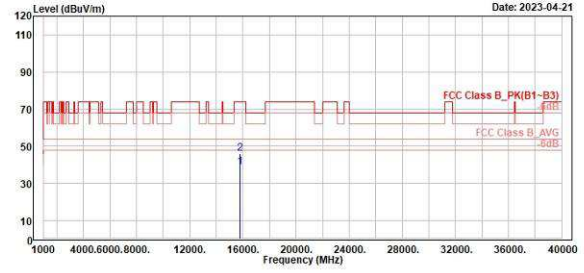
TUV Rheinland Taiwan Ltd.
No. 438-18, Sec 2, Fenliiao, Linkou Dist., New Taipei City 244, Taiwan(R.O.C.)
Tel: +886-2172-1000 Fax: +886-2172-1322



	Freq MHz	Level dBuV/m	Read		Limit		APos	TPos	Remark	Pol/Phase	Note
			Level	Factor	Line	Limit					
1	15810.00	42.74	40.99	1.75	54.00	-11.26	100	37	Average	Horizontal	
2	15810.00	51.10	49.35	1.75	74.00	-22.90	100	37	Peak	Horizontal	



TUV Rheinland Taiwan Ltd.
No. 438-18, Sec 2, Fenliiao, Linkou Dist., New Taipei City 244, Taiwan(R.O.C.)
Tel: +886-2172-1000 Fax: +886-2172-1322



	Freq MHz	Level dBuV/m	Read		Limit		APos	TPos	Remark	Pol/Phase	Note
			Level	Factor	Line	Limit					
1	15810.00	38.63	36.88	1.75	54.00	-15.37	100	310	Average	Vertical	
2	15810.00	45.95	44.20	1.75	74.00	-28.05	100	310	Peak	Vertical	

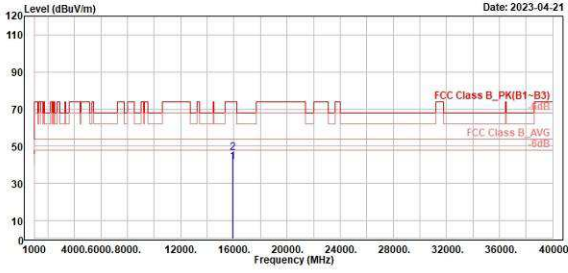
802.11ax HE40

CH 62 (Horizontal)

CH 62 (Vertical)



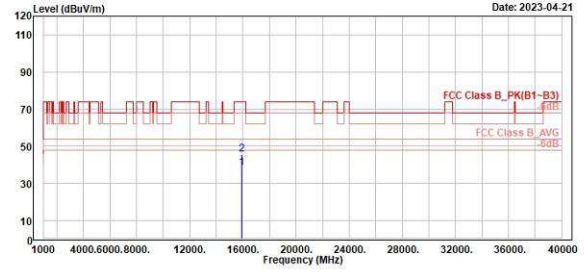
TUV Rheinland Taiwan Ltd.
No. 438-18, Sec 2, Fenliiao, Linkou Dist., New Taipei City 244, Taiwan(R.O.C.)
Tel: +886-2172-1000 Fax: +886-2172-1322



Freq	Level	Read		Limit		APos	TPos	Remark	Pol/Phase	Note
		Level	Factor	Line	Limit					
MHz	dBuV/m	dBuV	dB/m	dBuV/m	dB	cm	deg			
1	15936.00	41.54	39.53	2.01	54.00	-12.46	200	314 Average	Horizontal	
2	15936.00	46.53	44.52	2.01	74.00	-27.47	200	314 Peak	Horizontal	



TUV Rheinland Taiwan Ltd.
No. 438-18, Sec 2, Fenliiao, Linkou Dist., New Taipei City 244, Taiwan(R.O.C.)
Tel: +886-2172-1000 Fax: +886-2172-1322



Freq	Level	Read		Limit		APos	TPos	Remark	Pol/Phase	Note
		Level	Factor	Line	Limit					
MHz	dBuV/m	dBuV	dB/m	dBuV/m	dB	cm	deg			
1	15936.00	38.49	36.48	2.01	54.00	-15.51	100	264 Average	Vertical	
2	15936.00	45.77	43.76	2.01	74.00	-28.23	100	264 Peak	Vertical	

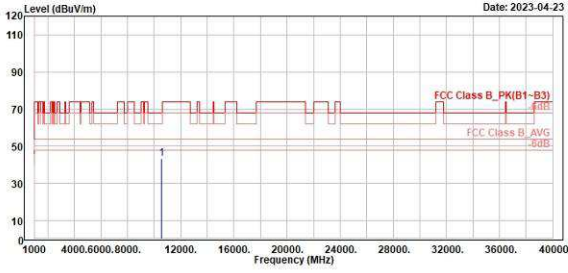
802.11ax HE80

CH 58 (Horizontal)

CH 58 (Vertical)



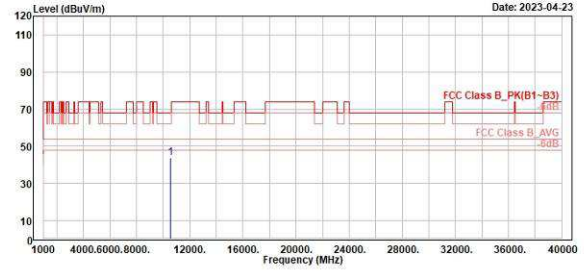
TUV Rheinland Taiwan Ltd.
No. 438-18, Sec 2, Fenliao, Linkou Dist., New Taipei City 244, Taiwan(R.O.C.)
Tel: +886-2172-1000 Fax: +886-2172-1322



Read	Limit	Over	Apos	Tpos	Remark	Pol/Phase	Note
Freq	Level	Level	Factor	Line	Limit		
MHz	dBuV/m	dBuV	dB/m	dBuV/m	dB	cm	deg
1 10580.00	43.48	47.74	-4.26	68.20	-24.72	200	308 Peak Horizontal



TUV Rheinland Taiwan Ltd.
No. 438-18, Sec 2, Fenliao, Linkou Dist., New Taipei City 244, Taiwan(R.O.C.)
Tel: +886-2172-1000 Fax: +886-2172-1322



Read	Limit	Over	Apos	Tpos	Remark	Pol/Phase	Note
Freq	Level	Level	Factor	Line	Limit		
MHz	dBuV/m	dBuV	dB/m	dBuV/m	dB	cm	deg
1 10580.00	43.63	47.89	-4.26	68.20	-24.57	100	62 Peak Vertical

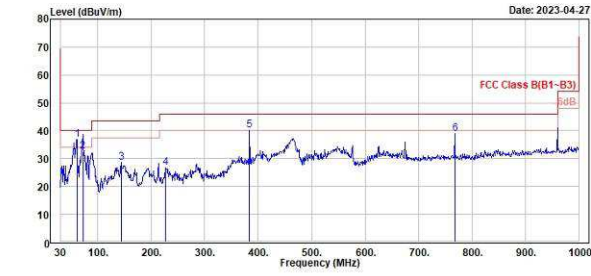
802.11ax HE160

CH 50 (Horizontal)

CH 50 (Vertical)



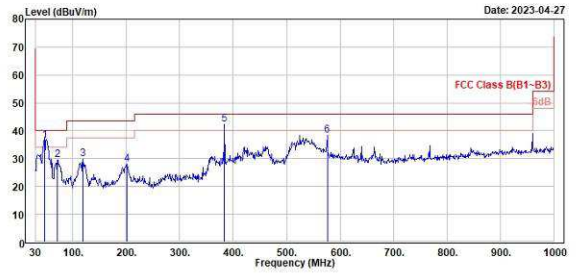
TUV Rheinland Taiwan Ltd.
No. 438-18, Sec 2, Fenliao, Linkou Dist., New Taipei City 244, Taiwan(R.O.C.)
Tel: +886-2172-1000 Fax: +886-2172-1322



	Read	Limit	Over	APos	TPos	Remark	Pol/Phase	Note
1	2	3	4	5	6			
MHz	Level	Level	Factor	Line	Limit	dB	cm	deg
	dBuV/m	dBuV	dB/m	dBuV/m	dB			
1	61.04	36.89	45.35	-8.46	46.00	-3.11	300	238 Peak
2	71.71	32.58	42.78	-10.20	40.00	-7.42	300	238 QP
3	143.49	28.56	36.68	-7.52	43.50	-14.94	200	108 Peak
4	226.91	26.64	35.64	-9.00	46.00	-19.36	100	243 Peak
5	384.05	40.17	44.93	-4.76	46.00	-5.83	100	84 Peak
6	768.17	39.09	36.70	2.39	46.00	-6.91	100	300 Peak



TUV Rheinland Taiwan Ltd.
No. 438-18, Sec 2, Fenliao, Linkou Dist., New Taipei City 244, Taiwan(R.O.C.)
Tel: +886-2172-1000 Fax: +886-2172-1322



	Read	Limit	Over	APos	TPos	Remark	Pol/Phase	Note
1	2	3	4	5	6			
MHz	Level	Level	Factor	Line	Limit	dB	cm	deg
	dBuV/m	dBuV	dB/m	dBuV/m	dB			
1	46.49	36.37	43.59	-7.22	40.00	-3.63	100	146 QP
2	70.74	29.49	39.52	-10.63	40.00	-10.51	100	151 Peak
3	118.27	29.66	39.74	-10.08	43.50	-13.84	100	111 Peak
4	201.69	27.06	37.56	-9.70	43.50	-15.64	100	323 Peak
5	384.05	42.17	46.93	-4.76	46.00	-3.83	200	101 Peak
6	576.11	38.41	39.48	-1.07	46.00	-7.59	100	127 Peak

U-NII-2C

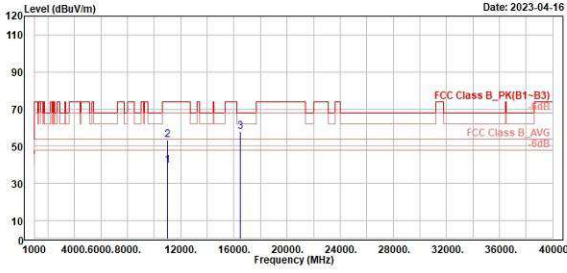
802.11a

CH 100 (Horizontal)

CH 100 (Vertical)



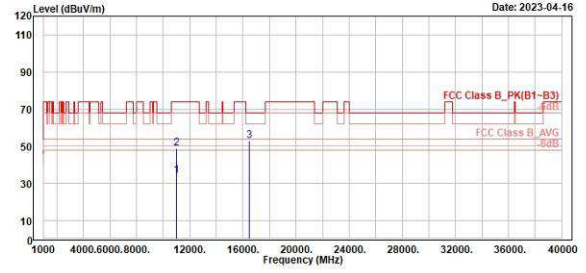
TUV Rheinland Taiwan Ltd.
No. 438-18, Sec 2, Fenliiao, Linkou Dist., New Taipei City 244, Taiwan(R.O.C.)
Tel: +886-2172-1000 Fax: +886-2172-1322



Freq	Level	Read Level	Factor	Limit Line	Over Limit	APos	TPos	Remark	Pol/Phase	Note
MHz	dBuV/m	dBuV	dB/m	dBuV/m	dB	cm	deg			
1	11800.00	39.86	43.29	-3.43	54.00	-14.14	100	328 Average	Horizontal	
2	11800.00	53.17	56.69	-3.43	74.00	-20.83	100	328 Peak	Horizontal	
3	16500.00	57.82	54.68	3.14	68.20	-10.38	100	87 Peak	Horizontal	



TUV Rheinland Taiwan Ltd.
No. 438-18, Sec 2, Fenliiao, Linkou Dist., New Taipei City 244, Taiwan(R.O.C.)
Tel: +886-2172-1000 Fax: +886-2172-1322



Freq	Level	Read Level	Factor	Limit Line	Over Limit	APos	TPos	Remark	Pol/Phase	Note
MHz	dBuV/m	dBuV	dB/m	dBuV/m	dB	cm	deg			
1	11800.00	34.06	37.49	-3.43	54.00	-19.94	100	111 Average	Vertical	
2	11800.00	48.66	52.09	-3.43	74.00	-25.34	100	111 Peak	Vertical	
3	16500.00	53.01	49.87	3.14	68.20	-15.19	100	80 Peak	Vertical	

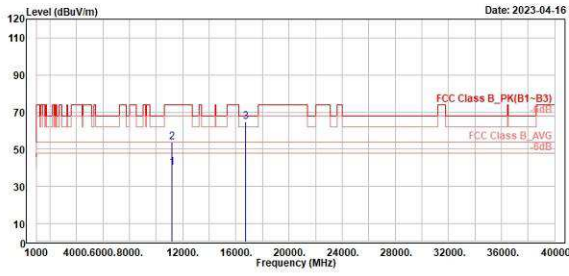
802.11a

CH 116 (Horizontal)

CH 116 (Vertical)



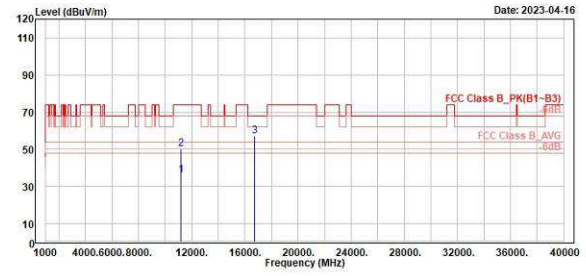
TUV Rheinland Taiwan Ltd.
No. 438-18, Sec 2, Fenliiao, Linkou Dist., New Taipei City 244, Taiwan(R.O.C.)
Tel: +886-2172-1000 Fax: +886-2172-1322



Read	Limit	Over	APos	TPos	Remark	Pol/Phase	Note
Level	Line	Limit					
Factor							
dBuV	dBuV/m	dB	cm	deg			
43.26	54.00	-13.96	100	298	Average	Horizontal	
57.13	74.00	-20.89	100	298	Peak	Horizontal	
60.59	68.20	-3.35	100	86	Peak	Horizontal	



TUV Rheinland Taiwan Ltd.
No. 438-18, Sec 2, Fenliiao, Linkou Dist., New Taipei City 244, Taiwan(R.O.C.)
Tel: +886-2172-1000 Fax: +886-2172-1322



Read	Limit	Over	APos	TPos	Remark	Pol/Phase	Note
Level	Line	Limit					
Factor							
dBuV	dBuV/m	dB	cm	deg			
39.25	54.00	-17.97	187	59	Average	Vertical	
53.61	74.00	-23.61	187	59	Peak	Vertical	
52.73	68.20	-11.31	186	95	Peak	Vertical	

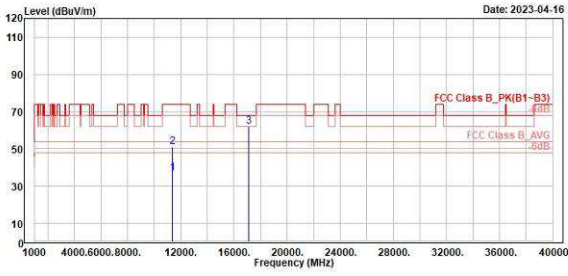
802.11a

CH 140 (Horizontal)

CH 140 (Vertical)



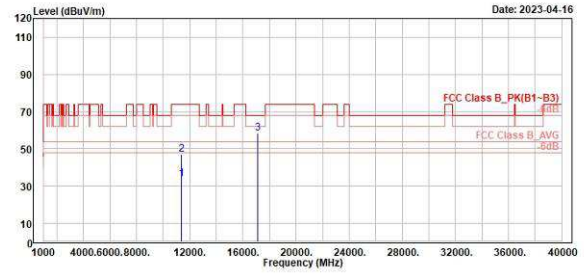
TUV Rheinland Taiwan Ltd.
No. 438-18, Sec. 2, Fenliiao, Linkou Dist., New Taipei City 244, Taiwan(R.O.C.)
Tel: +886-2172-1000 Fax: +886-2172-1322



Read	Limit	Over	APos	TPos	Remark	Pol/Phase	Note		
Freq	Level	Level	Factor	Line	Limit				
MHz	dBuV/m	dBuV	dB/m	dBuV/m	dB	cm	deg		
1	11400.00	37.12	40.06	-2.94	54.00	-16.88	100	289 Average	Horizontal
2	11400.00	51.24	54.18	-2.94	74.00	-22.76	100	289 Peak	Horizontal
3	17100.00	61.90	57.66	4.24	68.20	-6.30	100	81 Peak	Horizontal



TUV Rheinland Taiwan Ltd.
No. 438-18, Sec. 2, Fenliiao, Linkou Dist., New Taipei City 244, Taiwan(R.O.C.)
Tel: +886-2172-1000 Fax: +886-2172-1322



Read	Limit	Over	APos	TPos	Remark	Pol/Phase	Note		
Freq	Level	Level	Factor	Line	Limit				
MHz	dBuV/m	dBuV	dB/m	dBuV/m	dB	cm	deg		
1	11400.00	33.70	36.64	-2.94	54.00	-20.30	100	28 Average	Vertical
2	11400.00	47.15	50.09	-2.94	74.00	-26.85	100	28 Peak	Vertical
3	17100.00	58.40	54.16	4.24	68.20	-9.80	100	130 Peak	Vertical

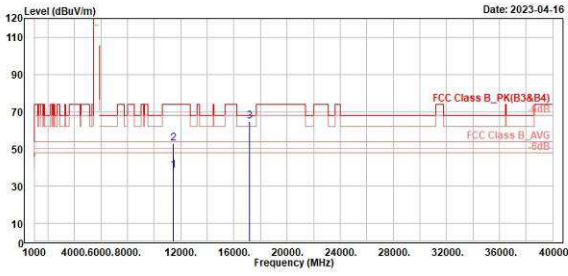
802.11a

CH 144 (Horizontal)

CH 144 (Vertical)



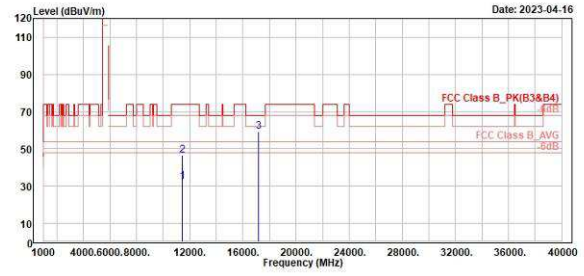
TÜV Rheinland Taiwan Ltd.
No. 438-18, Sec. 2, Fenliiao, Linkou Dist., New Taipei City 244, Taiwan(R.O.C.)
Tel: +886-2172-1000 Fax: +886-2172-1322



Freq	Level	Read	Limit	Over	APos	TPos	Remark	Pol/Phase	Note
MHz	dBuV/m	dBuV	dB/m	dBuV/m	dB	cm	deg		
1	11440.00	38.38	41.26	-2.88	54.00	-15.62	183	290 Average	Horizontal
2	11440.00	52.70	55.58	-2.88	74.00	-21.30	193	290 Peak	Horizontal
3	17160.00	64.64	68.33	4.31	68.20	-3.56	161	65 Peak	Horizontal



TÜV Rheinland Taiwan Ltd.
No. 438-18, Sec. 2, Fenliiao, Linkou Dist., New Taipei City 244, Taiwan(R.O.C.)
Tel: +886-2172-1000 Fax: +886-2172-1322



Freq	Level	Read	Limit	Over	APos	TPos	Remark	Pol/Phase	Note
MHz	dBuV/m	dBuV	dB/m	dBuV/m	dB	cm	deg		
1	11440.00	32.19	35.07	-2.88	54.00	-21.81	300	149 Average	Vertical
2	11440.00	46.32	49.20	-2.88	74.00	-27.68	300	149 Peak	Vertical
3	17160.00	59.31	55.00	4.31	68.20	-8.89	112	132 Peak	Vertical

802.11ax HE20

CH 100 (Horizontal)

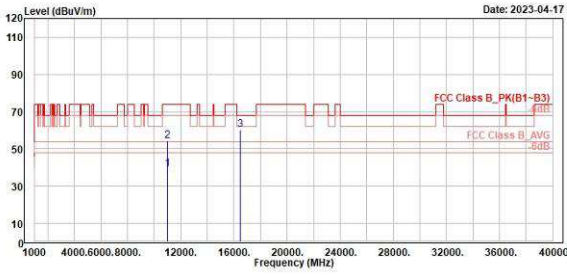
CH 100 (Vertical)



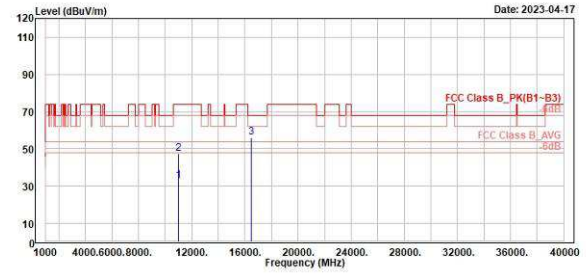
TUV Rheinland Taiwan Ltd.
No. 438-18, Sec. 2, Fenliiao, Linkou Dist., New Taipei City 244, Taiwan(R.O.C.)
Tel: +886-2172-1000 Fax: +886-2172-1322



TUV Rheinland Taiwan Ltd.
No. 438-18, Sec. 2, Fenliiao, Linkou Dist., New Taipei City 244, Taiwan(R.O.C.)
Tel: +886-2172-1000 Fax: +886-2172-1322



	Read	Limit	Over	APos	TPos	Remark	Pol/Phase	Note
1	2	3	4	5	6	7	8	9
MHz	dBuV/m	dBuV	dB/m	dBuV/m	dB	cm	deg	
1	11000.00	39.03	42.46	-3.43	54.00	-14.97	100	248 Average Horizontal
2	11000.00	54.21	57.64	-3.43	74.00	-19.79	100	248 Peak Horizontal
3	16500.00	60.31	57.17	3.14	68.20	-7.89	100	87 Peak Horizontal



	Read	Limit	Over	APos	TPos	Remark	Pol/Phase	Note
1	2	3	4	5	6	7	8	9
MHz	dBuV/m	dBuV	dB/m	dBuV/m	dB	cm	deg	
1	11000.00	33.02	36.45	-3.43	54.00	-20.98	100	305 Average Vertical
2	11000.00	47.46	50.91	-3.43	74.00	-26.52	100	305 Peak Vertical
3	16500.00	55.90	52.76	3.14	68.20	-12.30	100	84 Peak Vertical