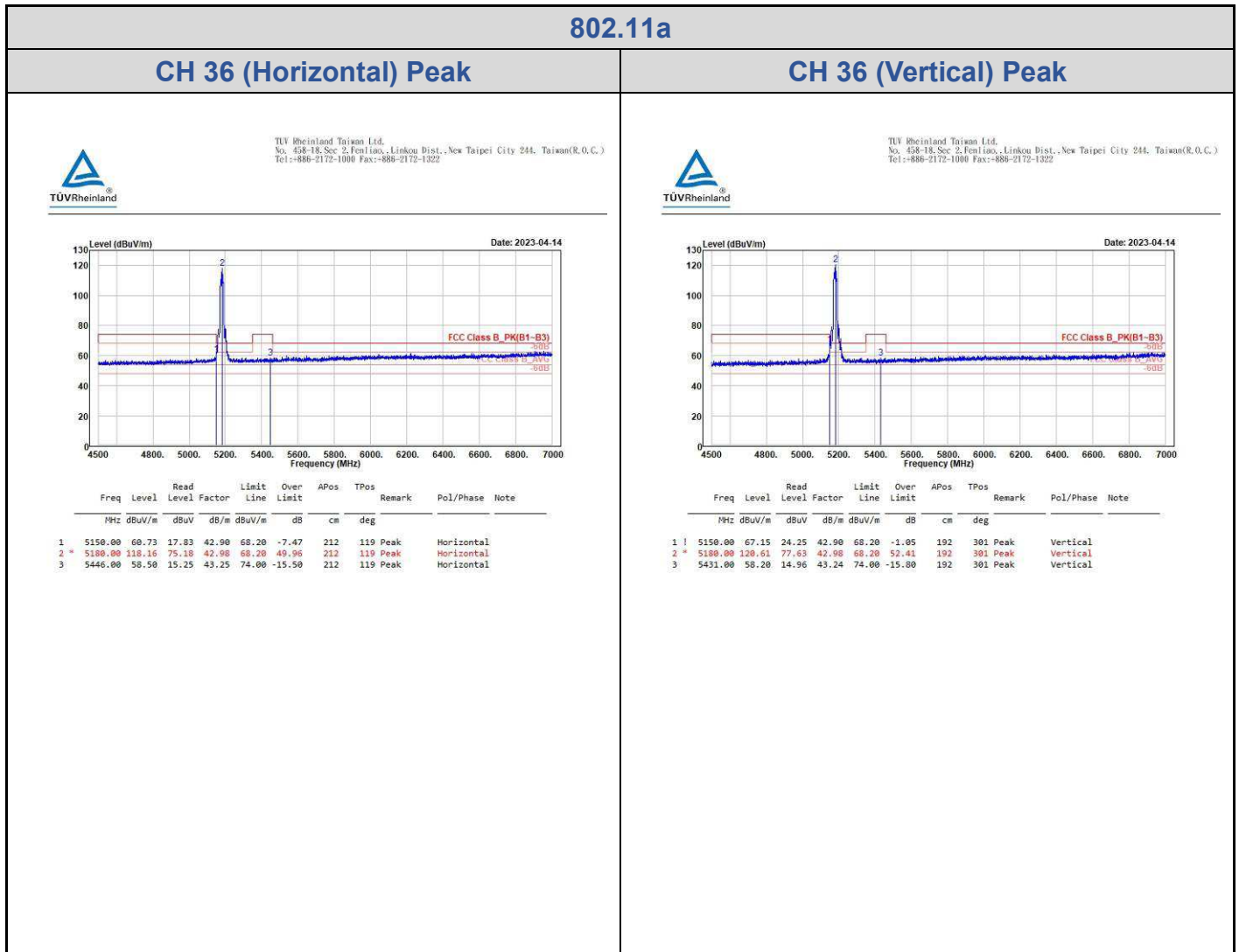


Appendix C: Test Results of Radiation Spurious Emissions & Conducted Emissions on a.c. mains port

Band Edges, 4.5GHz ~ 5.15GHz U-NII-1



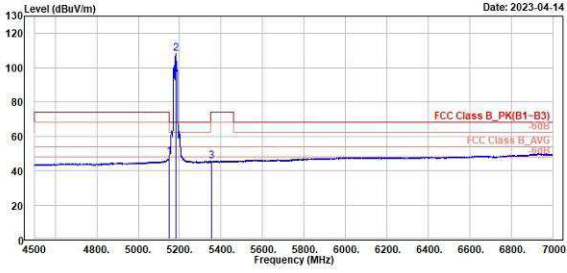
802.11a

CH 36 (Horizontal) Average

CH 36 (Vertical) Average



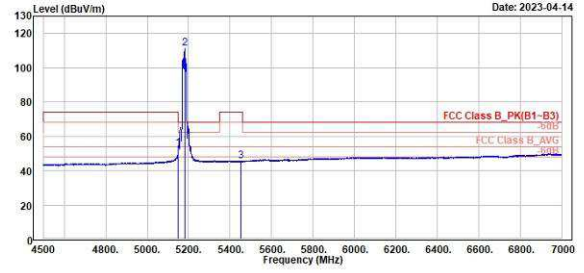
TUV Rheinland Taiwan Ltd.
No. 438-18, Sec 2, Fenliiao, Linkou Dist., New Taipei City 244, Taiwan(R.O.C.)
Tel: +886-2172-1000 Fax: +886-2172-1322



1	2	3							
Freq	Level	Read	Limit	Over	APos	TPos	Remark	Pol/Phase	Note
MHz	dBuV/m	dBuV	dB/m	dBuV/m	dB	cm	deg		
5150.00	47.77	4.87	42.90	54.00	-6.23	212	119 Average	Horizontal	
5180.00	108.23	65.25	42.98	54.00	54.23	212	119 Average	Horizontal	
5353.00	45.54	2.56	42.98	54.00	-8.46	212	119 Average	Horizontal	



TUV Rheinland Taiwan Ltd.
No. 438-18, Sec 2, Fenliiao, Linkou Dist., New Taipei City 244, Taiwan(R.O.C.)
Tel: +886-2172-1000 Fax: +886-2172-1322



1	2	3							
Freq	Level	Read	Limit	Over	APos	TPos	Remark	Pol/Phase	Note
MHz	dBuV/m	dBuV	dB/m	dBuV/m	dB	cm	deg		
5150.00	52.87	9.97	42.90	54.00	-1.13	192	301 Average	Vertical	
5180.00	111.00	68.02	42.98	54.00	57.00	192	301 Average	Vertical	
5451.00	45.71	2.46	43.25	54.00	-8.29	192	301 Average	Vertical	

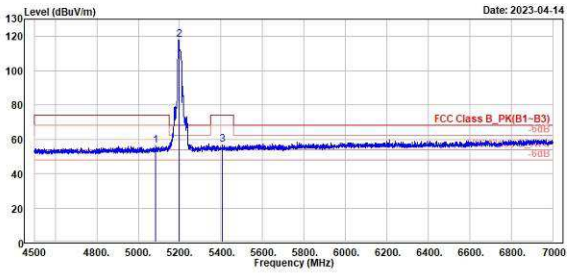
802.11a

CH 40 (Horizontal) Peak

CH 40 (Vertical) Peak



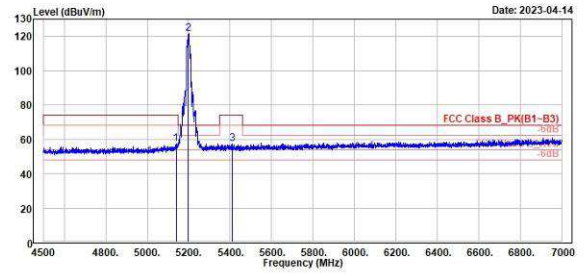
TUV Rheinland Taiwan Ltd.
No. 438-18, Sec 2, Fenliiao, Linkou Dist., New Taipei City 244, Taiwan(R.O.C.)
Tel: +886-2172-1000 Fax: +886-2172-1322



Peak	Freq (MHz)	Level (dBuV/m)	Read Level (dBuV)	Factor (dB/m)	Limit Line (dBuV/m)	Over Limit (dB)	APos (cm)	TPos (deg)	Remark	Pol/Phase	Note
1	5082.50	56.24	14.95	41.29	74.00	-17.76	289	131	Peak	Horizontal	
2	5200.00	119.00	75.42	41.66	68.29	49.89	289	131	Peak	Horizontal	
3	5407.50	56.79	14.36	42.43	74.00	-17.21	289	131	Peak	Horizontal	



TUV Rheinland Taiwan Ltd.
No. 438-18, Sec 2, Fenliiao, Linkou Dist., New Taipei City 244, Taiwan(R.O.C.)
Tel: +886-2172-1000 Fax: +886-2172-1322



Peak	Freq (MHz)	Level (dBuV/m)	Read Level (dBuV)	Factor (dB/m)	Limit Line (dBuV/m)	Over Limit (dB)	APos (cm)	TPos (deg)	Remark	Pol/Phase	Note
1	5139.00	57.17	15.76	41.41	74.00	-16.83	178	300	Peak	Vertical	
2	5200.00	121.37	79.71	41.66	68.29	53.17	178	300	Peak	Vertical	
3	5412.00	57.44	15.84	42.40	74.00	-16.56	178	300	Peak	Vertical	

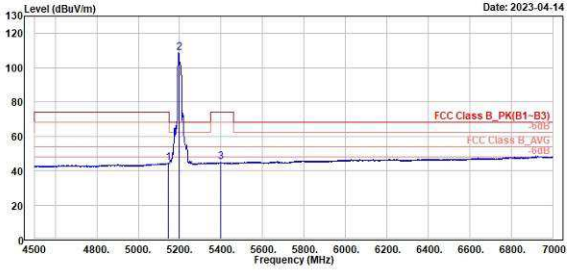
802.11a

CH 40 (Horizontal) Average

CH 40 (Vertical) Average



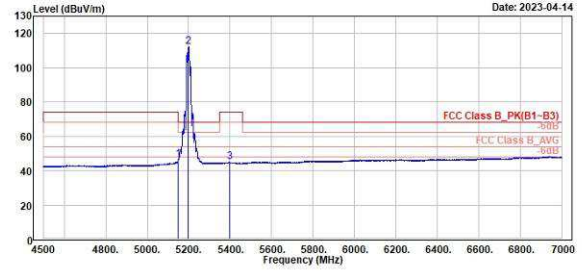
TUV Rheinland Taiwan Ltd.
No. 438-18, Sec 2, Fenliiao, Linkou Dist., New Taipei City 244, Taiwan(R.O.C.)
Tel: +886-2172-1000 Fax: +886-2172-1322



1	2	3
Level	Level	Level
Factor	Factor	Factor
Line	Line	Line
Limit	Limit	Limit
Over	Over	Over
Limit	Limit	Limit
APos	APos	APos
TPos	TPos	TPos
Remark	Remark	Remark
Pol/Phase	Pol/Phase	Pol/Phase
Note	Note	Note
5146.58	5200.00	5399.50
44.36	106.57	44.88
2.94	66.91	2.32
41.42	41.66	42.48
54.00	54.00	54.00
-9.64	54.57	-9.20
289	289	289
131	131	131
Average	Average	Average
Horizontal	Horizontal	Horizontal



TUV Rheinland Taiwan Ltd.
No. 438-18, Sec 2, Fenliiao, Linkou Dist., New Taipei City 244, Taiwan(R.O.C.)
Tel: +886-2172-1000 Fax: +886-2172-1322



1	2	3
Level	Level	Level
Factor	Factor	Factor
Line	Line	Line
Limit	Limit	Limit
Over	Over	Over
Limit	Limit	Limit
APos	APos	APos
TPos	TPos	TPos
Remark	Remark	Remark
Pol/Phase	Pol/Phase	Pol/Phase
Note	Note	Note
5150.00	5200.00	5400.00
46.51	112.10	44.88
5.08	70.44	2.39
41.42	41.66	42.49
54.00	54.00	54.00
-7.40	56.10	-9.12
178	178	178
300	300	300
Average	Average	Average
Vertical	Vertical	Vertical

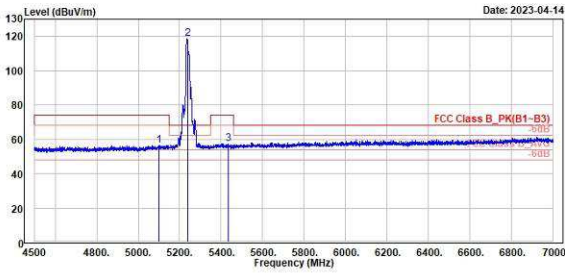
802.11a

CH 48 (Horizontal) Peak

CH 48 (Vertical) Peak



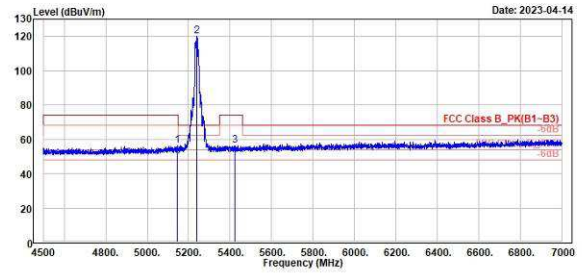
TUV Rheinland Taiwan Ltd.
No. 438-18, Sec 2, Fenliiao, Linkou Dist., New Taipei City 244, Taiwan(R.O.C.)
Tel: +886-2172-1000 Fax: +886-2172-1322



Peak	Freq (MHz)	Level (dBuV/m)	Read Level (dBuV)	Factor (dB/m)	Limit (dBuV/m)	Over Limit (dB)	APos (cm)	TPos (deg)	Remark	Pol/Phase	Note
1	5181.50	96.59	15.29	41.30	74.00	-17.41	235	134	Peak	Horizontal	
2	5240.00	118.00	77.19	41.61	68.29	50.69	235	134	Peak	Horizontal	
3	5435.00	57.19	14.96	42.23	74.00	-16.81	235	134	Peak	Horizontal	



TUV Rheinland Taiwan Ltd.
No. 438-18, Sec 2, Fenliiao, Linkou Dist., New Taipei City 244, Taiwan(R.O.C.)
Tel: +886-2172-1000 Fax: +886-2172-1322



Peak	Freq (MHz)	Level (dBuV/m)	Read Level (dBuV)	Factor (dB/m)	Limit (dBuV/m)	Over Limit (dB)	APos (cm)	TPos (deg)	Remark	Pol/Phase	Note
1	5143.50	56.27	14.85	41.42	74.00	-17.73	186	308	Peak	Vertical	
2	5240.00	119.04	78.33	41.61	68.29	51.74	186	308	Peak	Vertical	
3	5421.50	56.22	13.89	42.33	74.00	-17.78	186	308	Peak	Vertical	

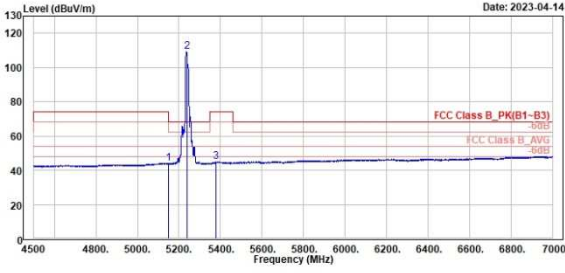
802.11a

CH 48 (Horizontal) Average

CH 48 (Vertical) Average



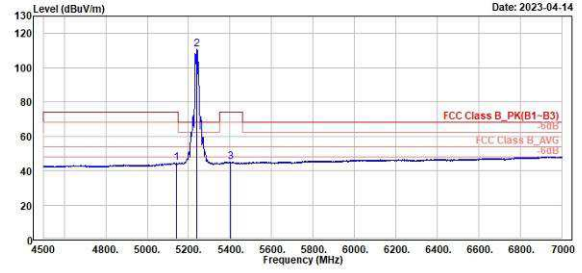
TUV Rheinland Taiwan Ltd.
No. 438-18, Sec 2, Fenliao, Linkou Dist., New Taipei City 244, Taiwan(R.O.C.)
Tel: +886-2172-1000 Fax: +886-2172-1322



1	2	3
5148.00	5240.00	5388.00
44.20	109.16	44.79
2.77	67.55	2.59
41.43	41.61	42.20
54.00	54.00	54.00
-9.80	55.16	-9.21
235	235	235
134	134	134
Average	Average	Average
Horizontal	Horizontal	Horizontal



TUV Rheinland Taiwan Ltd.
No. 438-18, Sec 2, Fenliao, Linkou Dist., New Taipei City 244, Taiwan(R.O.C.)
Tel: +886-2172-1000 Fax: +886-2172-1322



1	2	3
5141.00	5240.00	5402.50
44.52	110.75	45.01
3.11	69.14	2.54
41.41	41.61	42.47
54.00	54.00	54.00
-9.48	56.75	-8.99
186	308	186
308	308	308
Average	Average	Average
Vertical	Vertical	Vertical

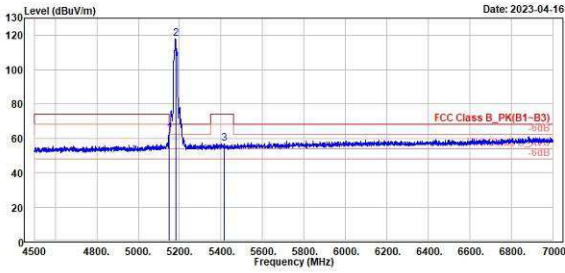
802.11ax HE20

CH 36 (Horizontal) Peak

CH 36 (Vertical) Peak



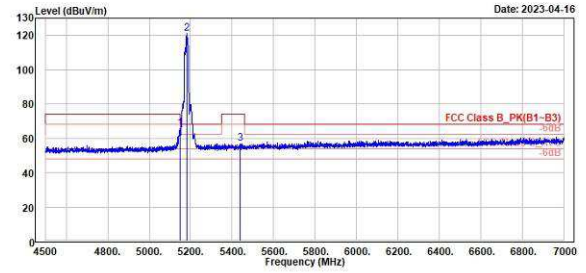
TUV Rheinland Taiwan Ltd.
No. 438-18, Sec. 2, Fenliao, Linkou Dist., New Taipei City 244, Taiwan(R.O.C.)
Tel: +886-2172-1000 Fax: +886-2172-1322



Peak	Freq	Level	Read	Limit	Over	APos	TPos	Remark	Pol/Phase	Note
	MHz	dBuV/m	dBuV	dB/m	dBuV/m	dB	cm	deg		
1	5148.59	62.73	21.30	41.43	74.00	-11.27	212	118 Peak	Horizontal	
2 *	5180.00	118.19	76.62	41.57	68.28	49.99	212	118 Peak	Horizontal	
3	5413.00	57.05	14.65	42.40	74.00	-16.95	212	118 Peak	Horizontal	



TUV Rheinland Taiwan Ltd.
No. 438-18, Sec. 2, Fenliao, Linkou Dist., New Taipei City 244, Taiwan(R.O.C.)
Tel: +886-2172-1000 Fax: +886-2172-1322



Peak	Freq	Level	Read	Limit	Over	APos	TPos	Remark	Pol/Phase	Note
	MHz	dBuV/m	dBuV	dB/m	dBuV/m	dB	cm	deg		
1	5148.59	65.83	24.40	41.43	74.00	-8.17	201	298 Peak	Vertical	
2 *	5180.00	121.12	79.55	41.57	68.28	52.92	201	298 Peak	Vertical	
3	5438.00	56.89	14.68	42.21	74.00	-17.11	201	298 Peak	Vertical	

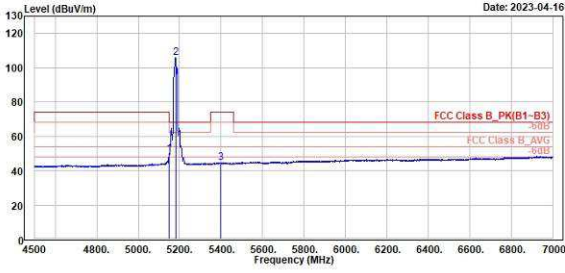
802.11ax HE20

CH 36 (Horizontal) Average

CH 36 (Vertical) Average



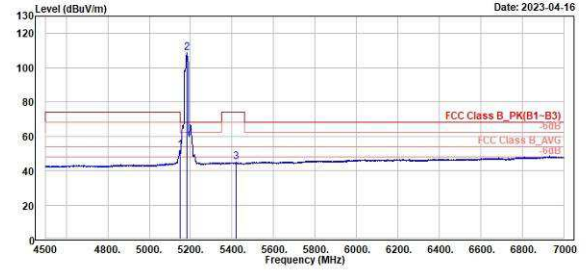
TUV Rheinland Taiwan Ltd.
No. 438-18, Sec 2, Fenliiao, Linkou Dist., New Taipei City 244, Taiwan(R.O.C.)
Tel: +886-2172-1000 Fax: +886-2172-1322



1	2	3
Level	Level	Level
Factor	Factor	Factor
Line	Line	Line
Limit	Limit	Limit
Over	Over	Over
Limit	Limit	Limit
APos	APos	APos
TPos	TPos	TPos
Remark	Remark	Remark
Pol/Phase	Pol/Phase	Pol/Phase
Note	Note	Note
5158.00	5188.00	5398.00
49.39	106.00	44.54
7.96	64.43	2.88
41.43	41.57	42.46
54.00	54.00	54.00
-4.61	52.00	-9.46
212	212	212
118	118	118
Average	Average	Average
Horizontal	Horizontal	Horizontal



TUV Rheinland Taiwan Ltd.
No. 438-18, Sec 2, Fenliiao, Linkou Dist., New Taipei City 244, Taiwan(R.O.C.)
Tel: +886-2172-1000 Fax: +886-2172-1322



1	2	3
Level	Level	Level
Factor	Factor	Factor
Line	Line	Line
Limit	Limit	Limit
Over	Over	Over
Limit	Limit	Limit
APos	APos	APos
TPos	TPos	TPos
Remark	Remark	Remark
Pol/Phase	Pol/Phase	Pol/Phase
Note	Note	Note
5148.00	5188.00	5428.00
51.75	106.68	44.86
10.32	67.11	2.52
41.43	41.57	42.34
54.00	54.00	54.00
-2.25	54.68	-9.14
201	201	201
298	298	298
Average	Average	Average
Vertical	Vertical	Vertical

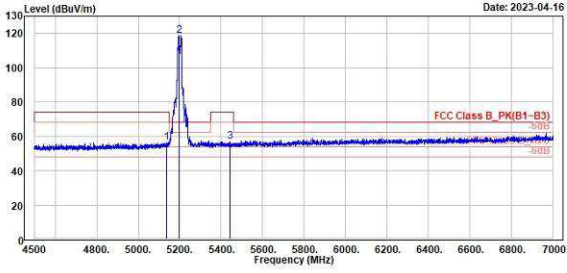
802.11ax HE20

CH 40 (Horizontal) Peak

CH 40 (Vertical) Peak



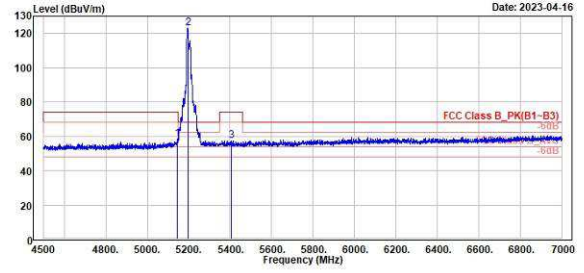
TUV Rheinland Taiwan Ltd.
No. 438-18, Sec 2, Fenliiao, Linkou Dist., New Taipei City 244, Taiwan(R.O.C.)
Tel: +886-2172-1000 Fax: +886-2172-1322



Peak	Freq (MHz)	Level (dBuV/m)	Read Level (dBuV)	Factor (dB/m)	Limit Line (dBuV/m)	Over Limit (dB)	APos (cm)	TPos (deg)	Remark	Pol/Phase	Note
1	5138.58	96.45	15.04	41.41	74.00	-17.55	373	130	Peak	Horizontal	
2	5200.00	118.52	75.95	41.56	68.29	50.42	373	130	Peak	Horizontal	
3	5443.00	57.09	14.92	42.17	74.00	-16.91	373	130	Peak	Horizontal	



TUV Rheinland Taiwan Ltd.
No. 438-18, Sec 2, Fenliiao, Linkou Dist., New Taipei City 244, Taiwan(R.O.C.)
Tel: +886-2172-1000 Fax: +886-2172-1322



Peak	Freq (MHz)	Level (dBuV/m)	Read Level (dBuV)	Factor (dB/m)	Limit Line (dBuV/m)	Over Limit (dB)	APos (cm)	TPos (deg)	Remark	Pol/Phase	Note
1	5146.00	58.13	16.71	41.42	74.00	-15.87	194	56	Peak	Vertical	
2	5200.00	122.89	81.23	41.66	68.29	54.69	194	56	Peak	Vertical	
3	5407.50	57.39	14.96	42.43	74.00	-16.61	194	56	Peak	Vertical	

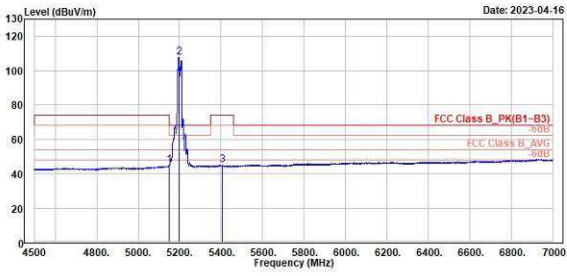
802.11ax HE20

CH 40 (Horizontal) Average

CH 40 (Vertical) Average



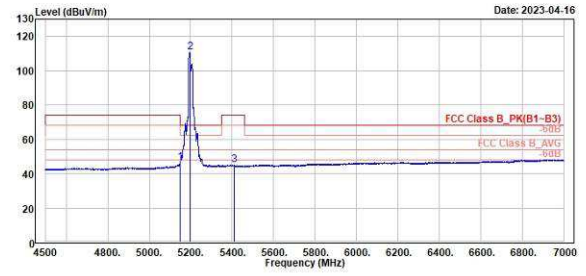
TUV Rheinland Taiwan Ltd.
No. 438-18, Sec 2, Fenliiao, Linkou Dist., New Taipei City 244, Taiwan(R.O.C.)
Tel: +886-2172-1000 Fax: +886-2172-1322



1	2	3
Read Level	Read Level	Read Level
Factor	Factor	Factor
Limit Line	Limit Line	Limit Line
Over Limit	Over Limit	Over Limit
APos	APos	APos
TPos	TPos	TPos
Remark	Remark	Remark
Pol/Phase	Pol/Phase	Pol/Phase
Note	Note	Note
5150.00	5200.00	5407.50
45.18	107.07	44.00
3.75	66.21	2.37
41.43	41.66	42.43
54.00	54.00	54.00
-8.82	53.07	-9.20
373	373	373
130	130	130
Average	Average	Average
Horizontal	Horizontal	Horizontal



TUV Rheinland Taiwan Ltd.
No. 438-18, Sec 2, Fenliiao, Linkou Dist., New Taipei City 244, Taiwan(R.O.C.)
Tel: +886-2172-1000 Fax: +886-2172-1322



1	2	3
Read Level	Read Level	Read Level
Factor	Factor	Factor
Limit Line	Limit Line	Limit Line
Over Limit	Over Limit	Over Limit
APos	APos	APos
TPos	TPos	TPos
Remark	Remark	Remark
Pol/Phase	Pol/Phase	Pol/Phase
Note	Note	Note
5150.00	5200.00	5412.50
46.60	110.68	44.98
5.17	69.02	2.58
41.43	41.66	42.40
54.00	54.00	54.00
-7.40	56.68	-9.02
194	194	194
56	56	56
Average	Average	Average
Vertical	Vertical	Vertical

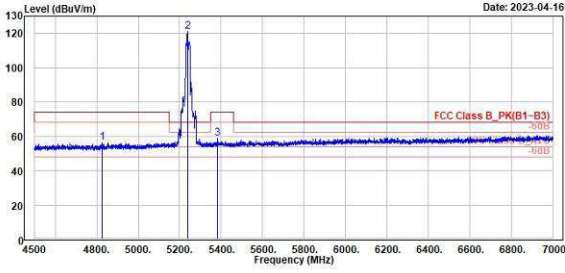
802.11ax HE20

CH 48 (Horizontal) Peak

CH 48 (Vertical) Peak



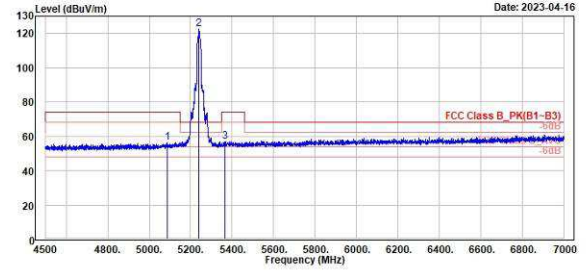
TUV Rheinland Taiwan Ltd.
No. 438-18, Sec 2, Fenliiao, Linkou Dist., New Taipei City 244, Taiwan(R.O.C.)
Tel: +886-2172-1000 Fax: +886-2172-1322



Peak	Freq (MHz)	Level (dBuV/m)	Read Level (dBuV)	Factor (dB/m)	Limit (dBuV/m)	Over (dB)	APos (cm)	TPos (deg)	Remark	Pol/Phase	Note
1	4825.00	56.38	15.31	41.07	74.00	-17.62	385	134	Peak	Horizontal	
2	5340.00	121.00	79.59	41.61	68.29	52.00	385	134	Peak	Horizontal	
3	5382.00	58.92	16.69	42.23	74.00	-15.08	385	134	Peak	Horizontal	



TUV Rheinland Taiwan Ltd.
No. 438-18, Sec 2, Fenliiao, Linkou Dist., New Taipei City 244, Taiwan(R.O.C.)
Tel: +886-2172-1000 Fax: +886-2172-1322



Peak	Freq (MHz)	Level (dBuV/m)	Read Level (dBuV)	Factor (dB/m)	Limit (dBuV/m)	Over (dB)	APos (cm)	TPos (deg)	Remark	Pol/Phase	Note
1	5086.00	56.51	15.22	41.29	74.00	-17.49	210	299	Peak	Vertical	
2	5340.00	122.55	80.94	41.61	68.29	54.35	210	299	Peak	Vertical	
3	5365.00	56.90	14.92	41.98	74.00	-17.10	210	299	Peak	Vertical	

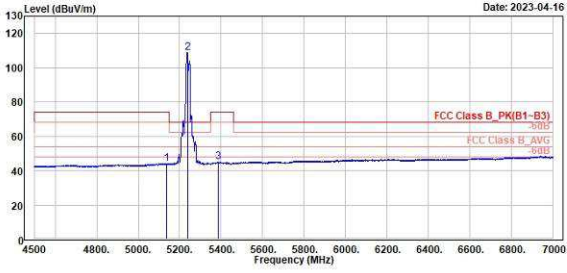
802.11ax HE20

CH 48 (Horizontal) Average

CH 48 (Vertical) Average



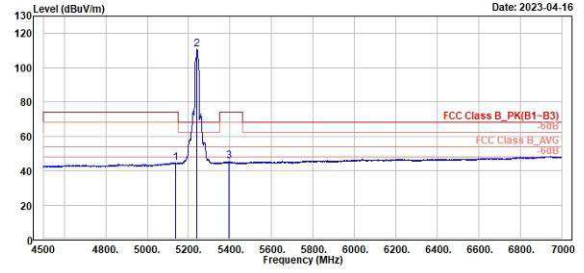
TUV Rheinland Taiwan Ltd.
No. 438-18, Sec 2, Fenliiao, Linkou Dist., New Taipei City 244, Taiwan(R.O.C.)
Tel: +886-2172-1000 Fax: +886-2172-1322



1	2	3
5138.00	5340.00	5387.50
44.18	100.09	45.17
2.69	67.28	2.86
41.41	41.61	42.31
54.00	54.00	54.00
-9.90	54.89	-8.83
385	385	385
134	134	134
Average	Average	Average
Horizontal	Horizontal	Horizontal



TUV Rheinland Taiwan Ltd.
No. 438-18, Sec 2, Fenliiao, Linkou Dist., New Taipei City 244, Taiwan(R.O.C.)
Tel: +886-2172-1000 Fax: +886-2172-1322



1	2	3
5138.00	5340.00	5396.00
44.58	110.58	45.23
3.17	69.97	2.80
41.41	41.61	42.43
54.00	54.00	54.00
-9.42	56.58	-8.77
210	210	210
299	299	299
Average	Average	Average
Vertical	Vertical	Vertical

802.11ax HE40

CH 38 (Horizontal) Peak

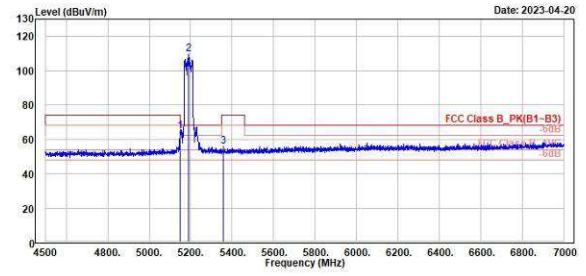
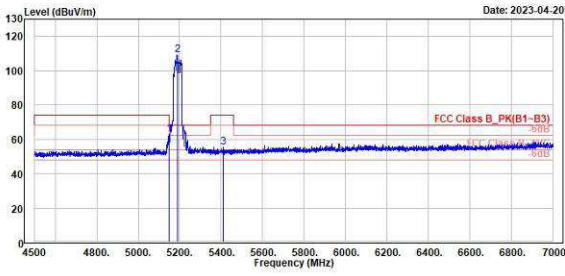
CH 38 (Vertical) Peak



TUV Rheinland Taiwan Ltd.
No. 438-18, Sec 2, Fenliao, Linkou Dist., New Taipei City 244, Taiwan(R.O.C.)
Tel: +886-2172-1000 Fax: +886-2172-1322



TUV Rheinland Taiwan Ltd.
No. 438-18, Sec 2, Fenliao, Linkou Dist., New Taipei City 244, Taiwan(R.O.C.)
Tel: +886-2172-1000 Fax: +886-2172-1322



Peak	Freq	Level	Read	Factor	Limit	Over	APos	TPos	Remark	Pol/Phase	Note
	MHz	dBuV/m	dBuV	dB/m	dBuV/m	dB	cm	deg			
1	5150.00	63.00	21.57	41.43	68.20	-5.20	360	131	Peak	Horizontal	
2	5190.00	109.10	67.56	41.62	68.20	40.98	360	131	Peak	Horizontal	
3	5489.00	55.54	13.12	42.42	74.00	-18.46	360	131	Peak	Horizontal	

Peak	Freq	Level	Read	Factor	Limit	Over	APos	TPos	Remark	Pol/Phase	Note
	MHz	dBuV/m	dBuV	dB/m	dBuV/m	dB	cm	deg			
1	5150.00	64.68	23.25	41.43	68.20	-3.52	171	308	Peak	Vertical	
2	5190.00	109.70	68.08	41.62	68.20	41.50	171	308	Peak	Vertical	
3	5357.00	56.08	14.22	41.86	74.00	-17.92	171	308	Peak	Vertical	

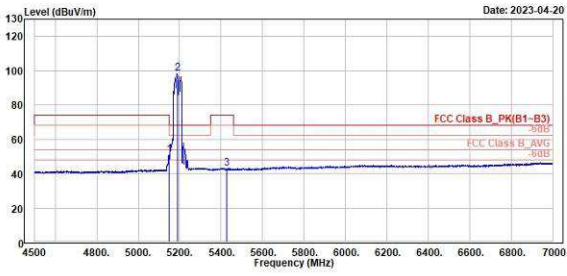
802.11ax HE40

CH 38 (Horizontal) Average

CH 38 (Vertical) Average



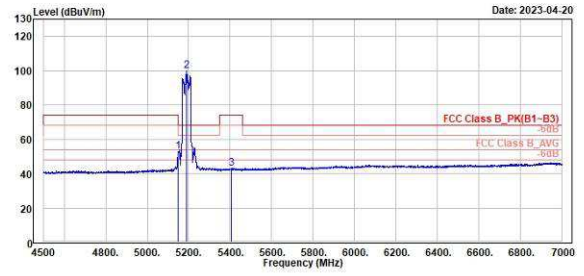
TUV Rheinland Taiwan Ltd.
No. 438-18, Sec 2, Fenliiao, Linkou Dist., New Taipei City 244, Taiwan(R.O.C.)
Tel: +886-2172-1000 Fax: +886-2172-1322



Read	Level	Factor	Limit	Over	APos	TPos	Remark	Pol/Phase	Note
MHz	dBuV/m	dBuV	dB/m	dBuV/m	dB	cm	deg		
1	5147.50	50.88	9.46	41.42	54.00	-3.12	360	131	Average Horizontal
2	5190.00	99.49	56.87	41.62	54.00	44.49	360	131	Average Horizontal
3	5426.50	42.96	0.67	42.29	54.00	-11.04	360	131	Average Horizontal



TUV Rheinland Taiwan Ltd.
No. 438-18, Sec 2, Fenliiao, Linkou Dist., New Taipei City 244, Taiwan(R.O.C.)
Tel: +886-2172-1000 Fax: +886-2172-1322



Read	Level	Factor	Limit	Over	APos	TPos	Remark	Pol/Phase	Note
MHz	dBuV/m	dBuV	dB/m	dBuV/m	dB	cm	deg		
1	5149.50	52.93	11.50	41.43	54.00	-1.07	171	308	Average Vertical
2	5190.00	99.66	59.84	41.62	54.00	45.86	171	308	Average Vertical
3	5408.50	43.15	0.73	42.42	54.00	-16.85	171	308	Average Vertical

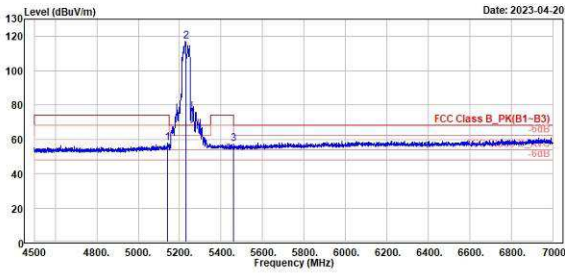
802.11ax HE40

CH 46 (Horizontal) Peak

CH 46 (Vertical) Peak



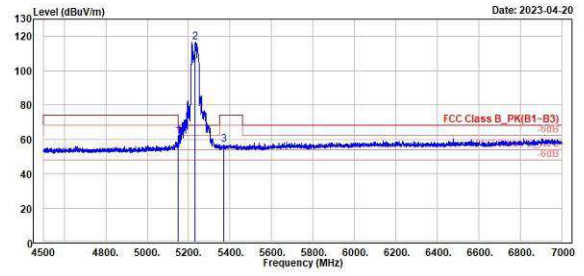
TUV Rheinland Taiwan Ltd.
No. 438-18, Sec 2, Fenliiao, Linkou Dist., New Taipei City 244, Taiwan(R.O.C.)
Tel: +886-2172-1000 Fax: +886-2172-1322



Peak	Freq (MHz)	Level (dBuV/m)	Read Level (dBuV)	Factor (dB/m)	Limit (dBuV/m)	Over Limit (dB)	APos (cm)	TPos (deg)	Remark	Pol/Phase	Note
1	5140.00	57.69	16.28	41.41	74.00	-16.31	375	133	Peak	Horizontal	
2	5238.00	117.02	75.40	41.62	68.20	48.82	375	133	Peak	Horizontal	
3	5458.50	57.47	15.32	42.15	74.00	-16.53	375	133	Peak	Horizontal	



TUV Rheinland Taiwan Ltd.
No. 438-18, Sec 2, Fenliiao, Linkou Dist., New Taipei City 244, Taiwan(R.O.C.)
Tel: +886-2172-1000 Fax: +886-2172-1322



Peak	Freq (MHz)	Level (dBuV/m)	Read Level (dBuV)	Factor (dB/m)	Limit (dBuV/m)	Over Limit (dB)	APos (cm)	TPos (deg)	Remark	Pol/Phase	Note
1	5150.00	61.88	20.55	41.43	68.20	-6.22	353	310	Peak	Vertical	
2	5238.00	116.73	75.11	41.62	68.20	48.53	353	310	Peak	Vertical	
3	5369.50	56.95	14.91	42.04	74.00	-17.05	353	310	Peak	Vertical	

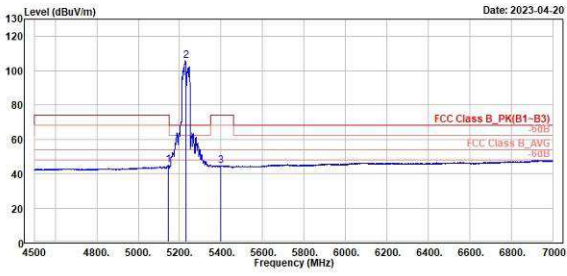
802.11ax HE40

CH 46 (Horizontal) Average

CH 46 (Vertical) Average



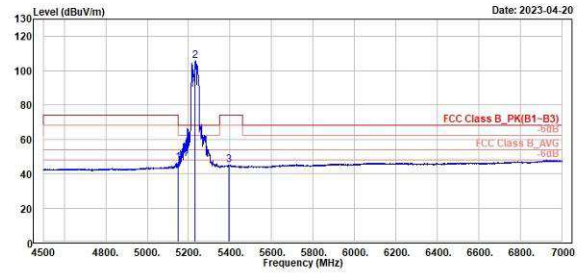
TUV Rheinland Taiwan Ltd.
No. 438-18, Sec 2, Fenliao, Linkou Dist., New Taipei City 244, Taiwan(R.O.C.)
Tel: +886-2172-1000 Fax: +886-2172-1322



1	2	3
5145.50	5230.00	5399.50
44.77	105.78	44.72
3.35	64.16	2.24
41.42	41.62	42.48
54.00	54.00	54.00
-9.23	51.78	-9.28
375	375	375
133	133	133
Average	Average	Average
Horizontal	Horizontal	Horizontal



TUV Rheinland Taiwan Ltd.
No. 438-18, Sec 2, Fenliao, Linkou Dist., New Taipei City 244, Taiwan(R.O.C.)
Tel: +886-2172-1000 Fax: +886-2172-1322



1	2	3
5149.50	5230.00	5392.50
46.50	105.68	44.88
5.87	63.98	2.42
41.43	41.62	42.38
54.00	54.00	54.00
-7.50	51.69	-9.20
353	353	353
310	310	310
Average	Average	Average
Vertical	Vertical	Vertical

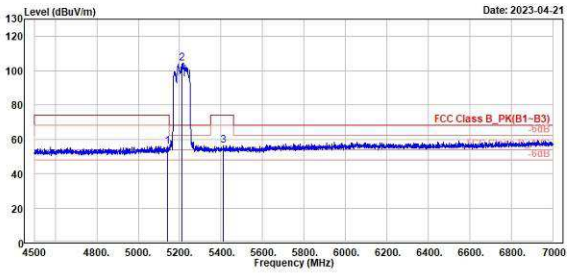
802.11ax HE80

CH 42 (Horizontal) Peak

CH 42 (Vertical) Peak



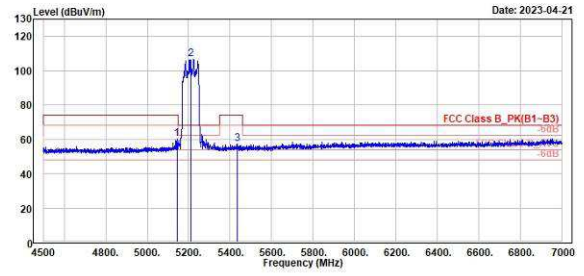
TUV Rheinland Taiwan Ltd.
No. 438-18, Sec 2, Fenliao, Linkou Dist., New Taipei City 244, Taiwan(R.O.C.)
Tel: +886-2172-1000 Fax: +886-2172-1322



Peak	Freq (MHz)	Level (dBuV/m)	Read Level (dBuV)	Factor (dB/m)	Limit (dBuV/m)	Over (dB)	APos (cm)	TPos (deg)	Remark	Pol/Phase	Note
1	5141.00	55.92	14.51	41.41	74.00	-18.08	386	117	Peak	Horizontal	
2	5210.00	104.38	62.73	41.65	68.29	36.18	386	117	Peak	Horizontal	
3	5410.50	56.57	14.16	42.41	74.00	-17.43	386	117	Peak	Horizontal	



TUV Rheinland Taiwan Ltd.
No. 438-18, Sec 2, Fenliao, Linkou Dist., New Taipei City 244, Taiwan(R.O.C.)
Tel: +886-2172-1000 Fax: +886-2172-1322



Peak	Freq (MHz)	Level (dBuV/m)	Read Level (dBuV)	Factor (dB/m)	Limit (dBuV/m)	Over (dB)	APos (cm)	TPos (deg)	Remark	Pol/Phase	Note
1	5143.00	60.50	19.08	41.42	74.00	-13.50	198	57	Peak	Vertical	
2	5210.00	106.59	65.04	41.65	68.29	38.49	198	57	Peak	Vertical	
3	5436.00	57.57	15.35	42.22	74.00	-16.43	198	57	Peak	Vertical	

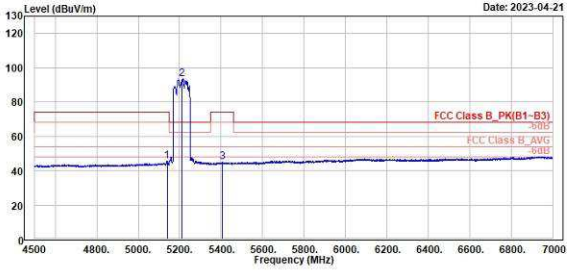
802.11ax HE80

CH 42 (Horizontal) Average

CH 42 (Vertical) Average



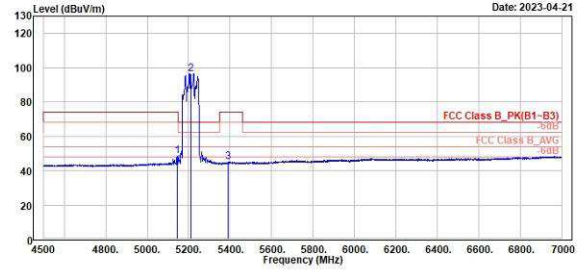
TUV Rheinland Taiwan Ltd.
No. 438-18, Sec 2, Fenliiao, Linkou Dist., New Taipei City 244, Taiwan(R.O.C.)
Tel: +886-2172-1000 Fax: +886-2172-1322



Read	Level	Factor	Limit	Over	APos	TPos	Remark	Pol/Phase	Note
MHz	dBuV/m	dBuV	dB/m	dBuV/m	dB	cm	deg		
1	5139.00	45.59	4.18	41.41	54.00	-8.41	386	117	Average Horizontal
2	5210.00	53.24	51.59	41.65	54.00	39.24	386	117	Average Horizontal
3	5407.00	44.76	2.33	42.43	54.00	-9.24	386	117	Average Horizontal



TUV Rheinland Taiwan Ltd.
No. 438-18, Sec 2, Fenliiao, Linkou Dist., New Taipei City 244, Taiwan(R.O.C.)
Tel: +886-2172-1000 Fax: +886-2172-1322



Read	Level	Factor	Limit	Over	APos	TPos	Remark	Pol/Phase	Note
MHz	dBuV/m	dBuV	dB/m	dBuV/m	dB	cm	deg		
1	5144.50	48.59	7.17	41.42	54.00	-5.41	198	57	Average Vertical
2	5210.00	56.56	54.92	41.65	54.00	42.56	198	57	Average Vertical
3	5391.00	45.06	2.71	42.35	54.00	-8.94	198	57	Average Vertical

Band Edges, 5.35GHz
U-NII-2A

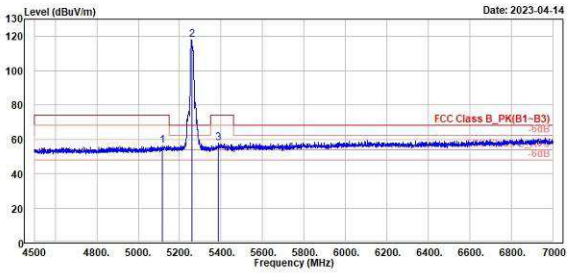
802.11a

CH 52 (Horizontal) Peak

CH 52 (Vertical) Peak



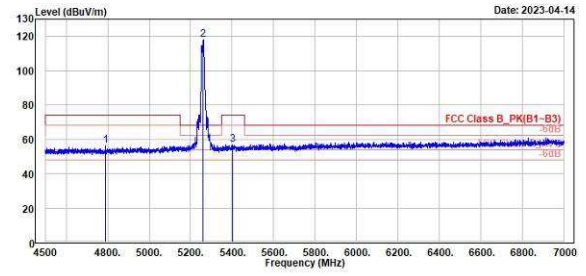
TUV Rheinland Taiwan Ltd.
No. 438-18, Sec 2, Fenliiao, Linkou Dist., New Taipei City 244, Taiwan(R.O.C.)
Tel: +886-2172-1000 Fax: +886-2172-1322



Peak	Freq	Level	Read	Factor	Limit	Over	APos	TPos	Remark	Pol/Phase	Note
	MHz	dBuV/m	dBuV	dB/m	dBuV/m	dB	cm	deg			
1	5118.00	56.24	14.89	41.35	74.00	-17.76	359	131	Peak	Horizontal	
2	5385.00	118.09	75.41	41.68	68.29	49.89	359	131	Peak	Horizontal	
3	5385.50	57.66	15.38	42.28	74.00	-16.34	359	131	Peak	Horizontal	



TUV Rheinland Taiwan Ltd.
No. 438-18, Sec 2, Fenliiao, Linkou Dist., New Taipei City 244, Taiwan(R.O.C.)
Tel: +886-2172-1000 Fax: +886-2172-1322



Peak	Freq	Level	Read	Factor	Limit	Over	APos	TPos	Remark	Pol/Phase	Note
	MHz	dBuV/m	dBuV	dB/m	dBuV/m	dB	cm	deg			
1	4789.50	56.41	15.42	40.99	74.00	-17.59	174	296	Peak	Vertical	
2	5268.00	117.97	75.29	41.68	68.29	49.77	174	296	Peak	Vertical	
3	5401.50	56.99	14.51	42.48	74.00	-17.01	174	296	Peak	Vertical	

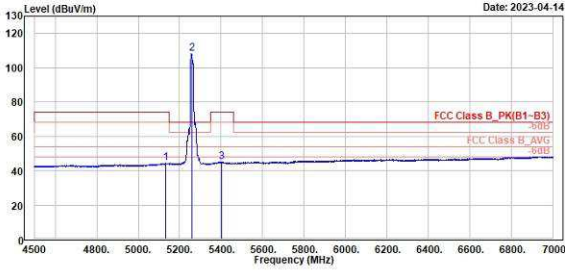
802.11a

CH 52 (Horizontal) Average

CH 52 (Vertical) Average



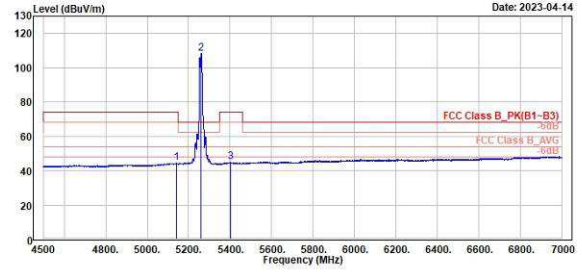
TUV Rheinland Taiwan Ltd.
No. 438-18, Sec 2, Fenliiao, Linkou Dist., New Taipei City 244, Taiwan(R.O.C.)
Tel: +886-2172-1000 Fax: +886-2172-1322



1	2	3
5133.00	5250.00	5494.50
44.28	100.20	45.01
2.89	66.60	2.56
41.39	41.68	42.45
54.00	54.00	54.00
-9.72	54.28	-8.99
359	359	359
131	131	131
Average	Average	Average
Horizontal	Horizontal	Horizontal



TUV Rheinland Taiwan Ltd.
No. 438-18, Sec 2, Fenliiao, Linkou Dist., New Taipei City 244, Taiwan(R.O.C.)
Tel: +886-2172-1000 Fax: +886-2172-1322



1	2	3
5140.00	5250.00	5402.00
44.50	100.21	44.93
3.09	66.53	2.46
41.41	41.68	42.47
54.00	54.21	54.00
-9.50	54.21	-9.07
174	174	174
296	296	296
Average	Average	Average
Vertical	Vertical	Vertical

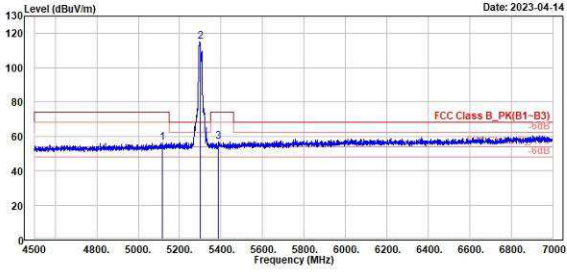
802.11a

CH 60 (Horizontal) Peak

CH 60 (Vertical) Peak



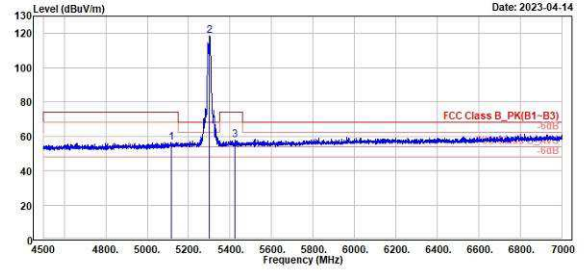
TUV Rheinland Taiwan Ltd.
No. 438-18, Sec 2, Fenliiao, Linkou Dist., New Taipei City 244, Taiwan(R.O.C.)
Tel: +886-2172-1000 Fax: +886-2172-1322



Peak	Freq	Level	Read	Factor	Limit	Over	APos	TPos	Remark	Pol/Phase	Note
	MHz	dBuV/m	dBuV	dB/m	dBuV/m	dB	cm	deg			
1	5116.58	56.25	14.91	41.34	74.00	-17.75	366	65	Peak	Horizontal	
2	5380.00	115.10	75.07	42.03	69.29	46.00	366	65	Peak	Horizontal	
3	5387.50	56.75	14.44	42.31	74.00	-17.25	366	65	Peak	Horizontal	



TUV Rheinland Taiwan Ltd.
No. 438-18, Sec 2, Fenliiao, Linkou Dist., New Taipei City 244, Taiwan(R.O.C.)
Tel: +886-2172-1000 Fax: +886-2172-1322



Peak	Freq	Level	Read	Factor	Limit	Over	APos	TPos	Remark	Pol/Phase	Note
	MHz	dBuV/m	dBuV	dB/m	dBuV/m	dB	cm	deg			
1	5116.00	56.49	15.15	41.34	74.00	-17.51	185	296	Peak	Vertical	
2	5380.00	118.46	76.43	42.03	69.29	50.26	185	296	Peak	Vertical	
3	5424.00	57.00	15.29	42.31	74.00	-16.40	185	296	Peak	Vertical	

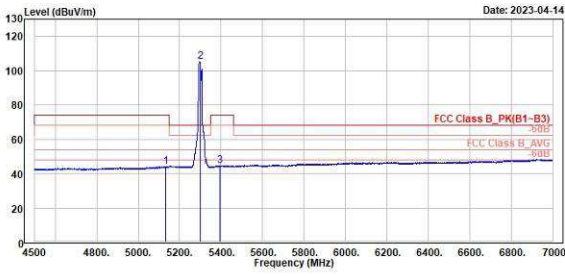
802.11a

CH 60 (Horizontal) Average

CH 60 (Vertical) Average



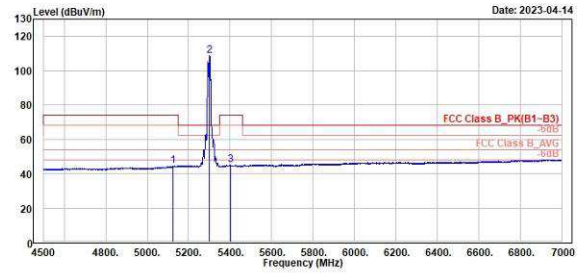
TUV Rheinland Taiwan Ltd.
No. 438-18, Sec 2, Fenliiao, Linkou Dist., New Taipei City 244, Taiwan(R.O.C.)
Tel: +886-2172-1000 Fax: +886-2172-1322



Read	Limit	Over	APos	TPos	Remark	Pol/Phase	Note			
Level	Line	Limit	cm	deg						
Factor	dB/m	dB								
Freq	Level	Factor	Limit	Over	APos	TPos	Remark	Pol/Phase	Note	
MHz	dBuV/m	dBuV	dB/m	dBuV/m	dB	cm	deg			
1	5134.58	44.08	2.69	41.39	54.00	-9.92	366	65	Average	Horizontal
2	5338.00	105.52	63.49	42.03	54.00	51.52	366	65	Average	Horizontal
3	5395.00	44.64	2.23	42.41	54.00	-9.36	366	65	Average	Horizontal



TUV Rheinland Taiwan Ltd.
No. 438-18, Sec 2, Fenliiao, Linkou Dist., New Taipei City 244, Taiwan(R.O.C.)
Tel: +886-2172-1000 Fax: +886-2172-1322



Read	Limit	Over	APos	TPos	Remark	Pol/Phase	Note			
Level	Line	Limit	cm	deg						
Factor	dB/m	dB								
Freq	Level	Factor	Limit	Over	APos	TPos	Remark	Pol/Phase	Note	
MHz	dBuV/m	dBuV	dB/m	dBuV/m	dB	cm	deg			
1	5123.00	44.43	3.06	41.37	54.00	-9.57	185	296	Average	Vertical
2	5338.00	108.62	66.59	42.03	54.00	54.62	185	296	Average	Vertical
3	5402.00	44.88	2.33	42.47	54.00	-9.20	185	296	Average	Vertical

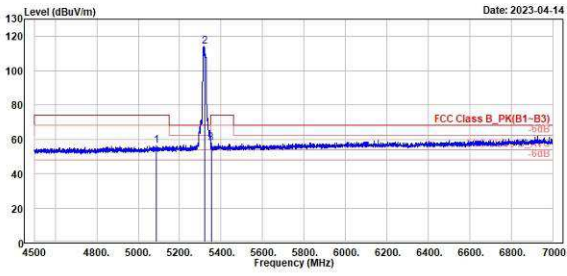
802.11a

CH 64 (Horizontal) Peak

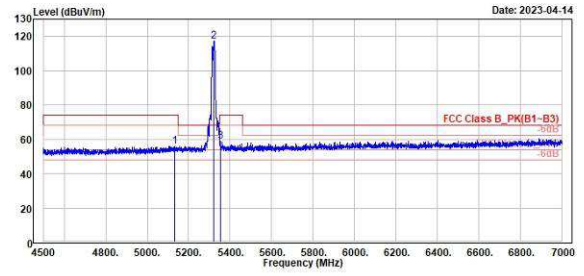
CH 64 (Vertical) Peak



TUV Rheinland Taiwan Ltd.
No. 438-18, Sec 2, Fenliao, Linkou Dist., New Taipei City 244, Taiwan(R.O.C.)
Tel: +886-2172-1000 Fax: +886-2172-1322



TUV Rheinland Taiwan Ltd.
No. 438-18, Sec 2, Fenliao, Linkou Dist., New Taipei City 244, Taiwan(R.O.C.)
Tel: +886-2172-1000 Fax: +886-2172-1322



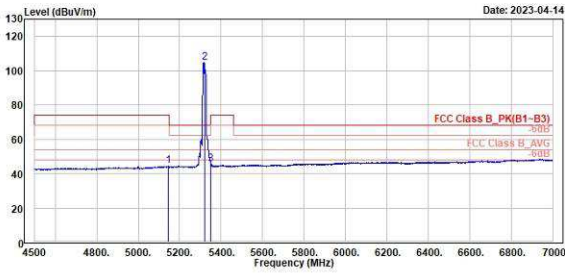
802.11a

CH 64 (Horizontal) Average

CH 64 (Vertical) Average



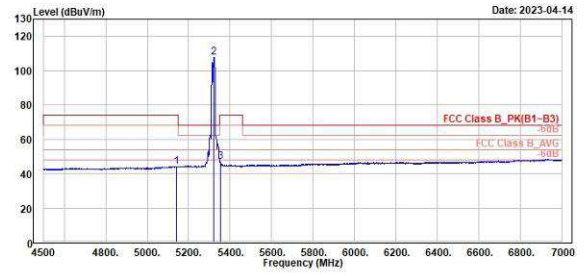
TUV Rheinland Taiwan Ltd.
No. 438-18, Sec 2, Fenliiao, Linkou Dist., New Taipei City 244, Taiwan(R.O.C.)
Tel: +886-2172-1000 Fax: +886-2172-1322



1	2	3							
Freq	Level	Read	Limit	Over	APos	TPos	Remark	Pol/Phase	Note
MHz	dBuV/m	dBuV	dB/m	dBuV/m	dB	cm	deg		
5145.00	44.26	2.84	41.42	54.00	-9.74	100	154 Average	Horizontal	
5328.00	104.74	62.82	41.92	54.00	50.74	100	154 Average	Horizontal	
5358.00	45.54	3.78	41.76	54.00	-8.46	100	154 Average	Horizontal	



TUV Rheinland Taiwan Ltd.
No. 438-18, Sec 2, Fenliiao, Linkou Dist., New Taipei City 244, Taiwan(R.O.C.)
Tel: +886-2172-1000 Fax: +886-2172-1322



1	2	3							
Freq	Level	Read	Limit	Over	APos	TPos	Remark	Pol/Phase	Note
MHz	dBuV/m	dBuV	dB/m	dBuV/m	dB	cm	deg		
5142.00	44.18	2.77	41.41	54.00	-9.82	114	297 Average	Vertical	
5328.00	107.67	65.75	41.92	54.00	53.67	114	297 Average	Vertical	
5353.00	47.18	5.38	41.80	54.00	-6.82	114	297 Average	Vertical	

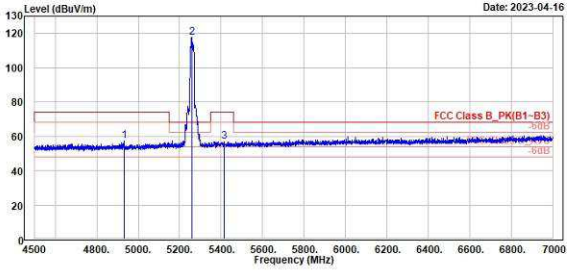
802.11ax HE20

CH 52 (Horizontal) Peak

CH 52 (Vertical) Peak



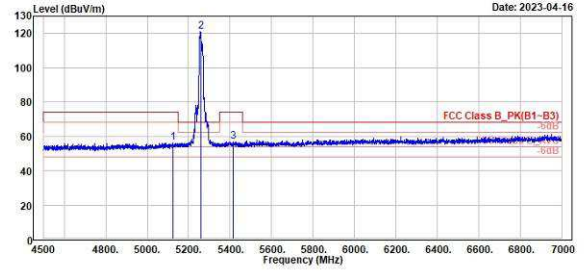
TUV Rheinland Taiwan Ltd.
No. 438-18, Sec 2, Fenliiao, Linkou Dist., New Taipei City 244, Taiwan(R.O.C.)
Tel: +886-2172-1000 Fax: +886-2172-1322



Peak	Freq (MHz)	Level (dBuV/m)	Read Level (dBuV)	Factor (dB/m)	Limit (dBuV/m)	Over (dB)	APos (cm)	TPos (deg)	Remark	Pol/Phase	Note
1	4933.00	57.19	16.13	41.06	74.00	-16.81	400	127	Peak	Horizontal	
2	5368.00	127.52	75.86	41.66	68.29	49.23	400	127	Peak	Horizontal	
3	5416.00	57.09	14.72	42.37	74.00	-16.91	400	127	Peak	Horizontal	



TUV Rheinland Taiwan Ltd.
No. 438-18, Sec 2, Fenliiao, Linkou Dist., New Taipei City 244, Taiwan(R.O.C.)
Tel: +886-2172-1000 Fax: +886-2172-1322



Peak	Freq (MHz)	Level (dBuV/m)	Read Level (dBuV)	Factor (dB/m)	Limit (dBuV/m)	Over (dB)	APos (cm)	TPos (deg)	Remark	Pol/Phase	Note
1	5126.50	56.12	14.75	41.37	74.00	-17.88	187	56	Peak	Vertical	
2	5368.00	128.86	79.18	41.68	68.29	52.66	187	56	Peak	Vertical	
3	5415.00	56.82	14.44	42.38	74.00	-17.18	187	56	Peak	Vertical	

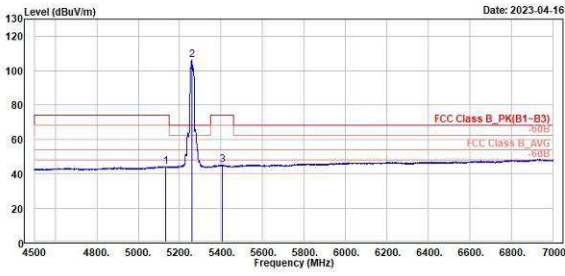
802.11ax HE20

CH 52 (Horizontal) Average

CH 52 (Vertical) Average



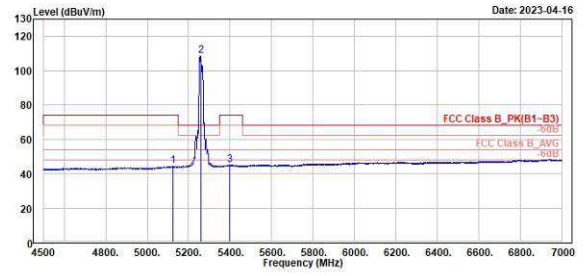
TUV Rheinland Taiwan Ltd.
No. 438-18, Sec 2, Fenliiao, Linkou Dist., New Taipei City 244, Taiwan(R.O.C.)
Tel: +886-2172-1000 Fax: +886-2172-1322



Read	Limit	Over	APos	TPos	Remark	Pol/Phase	Note				
Freq	Level	Factor	Line	Limit							
MHz	dBuV/m	dBuV	dB/m	dBuV/m	dB	cm	deg				
1	5133.50	44.18	2.79	41.39	54.00	-9.82	400	127	Average	Horizontal	
2 *	5260.00	106.26	64.58	41.68	54.00	52.26	400	127	Average	Horizontal	
3	5406.50	44.98	2.54	42.44	54.00	-9.02	400	127	Average	Horizontal	



TUV Rheinland Taiwan Ltd.
No. 438-18, Sec 2, Fenliiao, Linkou Dist., New Taipei City 244, Taiwan(R.O.C.)
Tel: +886-2172-1000 Fax: +886-2172-1322



Read	Limit	Over	APos	TPos	Remark	Pol/Phase	Note				
Freq	Level	Factor	Line	Limit							
MHz	dBuV/m	dBuV	dB/m	dBuV/m	dB	cm	deg				
1	5126.50	44.26	2.89	41.37	54.00	-9.74	187	56	Average	Vertical	
2 *	5260.00	108.53	66.85	41.68	54.00	54.53	187	56	Average	Vertical	
3	5398.00	44.99	2.53	42.46	54.00	-9.01	187	56	Average	Vertical	

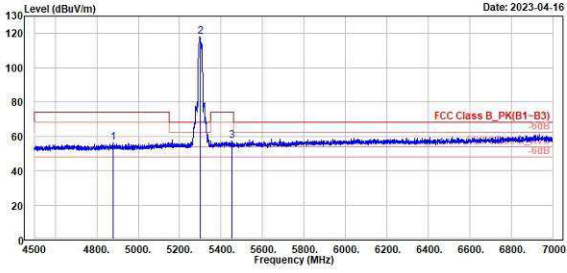
802.11ax HE20

CH 60 (Horizontal) Peak

CH 60 (Vertical) Peak



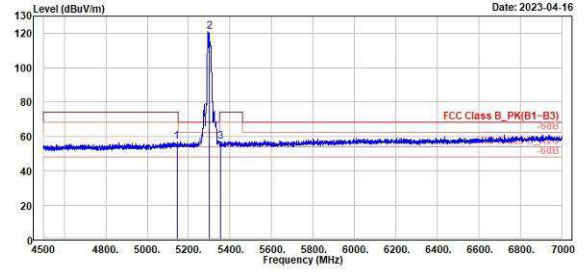
TUV Rheinland Taiwan Ltd.
No. 438-18, Sec 2, Fenliao, Linkou Dist., New Taipei City 244, Taiwan(R.O.C.)
Tel: +886-2172-1000 Fax: +886-2172-1322



Peak	Freq (MHz)	Level (dBuV/m)	Read Level (dBuV)	Factor (dB/m)	Limit (dBuV/m)	Over Limit (dB)	APos (cm)	TPos (deg)	Remark	Pol/Phase	Note
1	4877.50	56.45	15.40	41.05	74.00	-17.55	396	132	Peak	Horizontal	
2	5380.00	117.92	75.89	42.03	68.29	49.72	396	132	Peak	Horizontal	
3	5458.50	57.21	15.69	42.12	74.00	-16.79	396	132	Peak	Horizontal	



TUV Rheinland Taiwan Ltd.
No. 438-18, Sec 2, Fenliao, Linkou Dist., New Taipei City 244, Taiwan(R.O.C.)
Tel: +886-2172-1000 Fax: +886-2172-1322



Peak	Freq (MHz)	Level (dBuV/m)	Read Level (dBuV)	Factor (dB/m)	Limit (dBuV/m)	Over Limit (dB)	APos (cm)	TPos (deg)	Remark	Pol/Phase	Note
1	5143.00	56.68	15.26	41.42	74.00	-17.32	197	56	Peak	Vertical	
2	5380.00	120.06	78.83	42.03	68.29	52.66	197	56	Peak	Vertical	
3	5352.50	57.05	15.26	41.79	74.00	-16.95	197	56	Peak	Vertical	

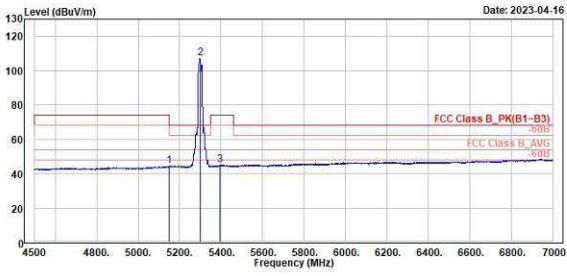
802.11ax HE20

CH 60 (Horizontal) Average

CH 60 (Vertical) Average



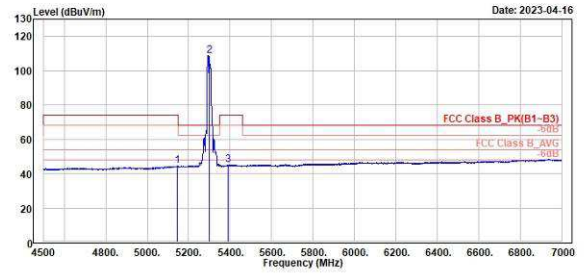
TUV Rheinland Taiwan Ltd.
No. 438-18, Sec 2, Fenliao, Linkou Dist., New Taipei City 244, Taiwan(R.O.C.)
Tel: +886-2172-1000 Fax: +886-2172-1322



1	2	3
5147.58	5395.50	5395.50
44.26	107.10	44.87
2.84	65.87	2.44
41.42	42.63	42.43
54.00	54.00	54.00
-9.74	53.10	-9.13
396	396	396
132	132	132
Average	Average	Average
Horizontal	Horizontal	Horizontal



TUV Rheinland Taiwan Ltd.
No. 438-18, Sec 2, Fenliao, Linkou Dist., New Taipei City 244, Taiwan(R.O.C.)
Tel: +886-2172-1000 Fax: +886-2172-1322



1	2	3
5144.00	5395.00	5395.00
44.26	108.88	44.93
2.84	66.85	2.59
41.42	42.63	42.34
54.00	54.00	54.00
-9.74	54.88	-9.67
197	197	197
56	56	56
Average	Average	Average
Vertical	Vertical	Vertical

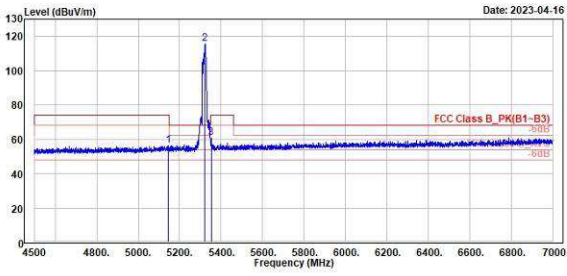
802.11ax HE20

CH 64 (Horizontal) Peak

CH 64 (Vertical) Peak



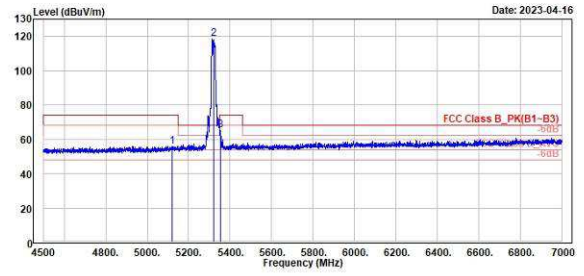
TUV Rheinland Taiwan Ltd.
No. 438-18, Sec 2, Fenliao, Linkou Dist., New Taipei City 244, Taiwan(R.O.C.)
Tel: +886-2172-1000 Fax: +886-2172-1322



Peak	Freq (MHz)	Level (dBuV/m)	Read Level (dBuV)	Factor (dB/m)	Limit Line (dBuV/m)	Over Limit (dB)	APos (cm)	TPos (deg)	Remark	Pol/Phase	Note
1	5143.50	56.20	14.78	41.42	74.00	-17.80	100	59	Peak	Horizontal	
2	5320.00	115.55	73.83	41.92	68.29	47.35	100	59	Peak	Horizontal	
3	5351.50	60.70	18.92	41.78	74.00	-13.30	100	59	Peak	Horizontal	



TUV Rheinland Taiwan Ltd.
No. 438-18, Sec 2, Fenliao, Linkou Dist., New Taipei City 244, Taiwan(R.O.C.)
Tel: +886-2172-1000 Fax: +886-2172-1322



Peak	Freq (MHz)	Level (dBuV/m)	Read Level (dBuV)	Factor (dB/m)	Limit Line (dBuV/m)	Over Limit (dB)	APos (cm)	TPos (deg)	Remark	Pol/Phase	Note
1	5120.00	55.98	14.63	41.35	74.00	-18.02	154	58	Peak	Vertical	
2	5320.00	110.78	76.86	41.92	68.29	50.58	154	58	Peak	Vertical	
3	5354.00	65.24	23.42	41.82	74.00	-8.76	154	58	Peak	Vertical	

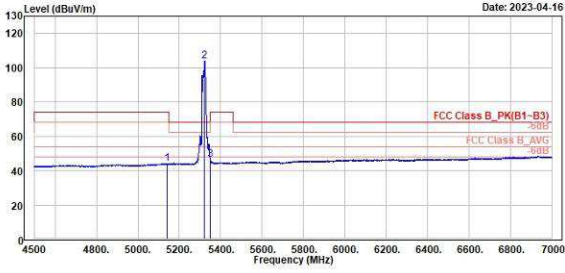
802.11ax HE20

CH 64 (Horizontal) Average

CH 64 (Vertical) Average



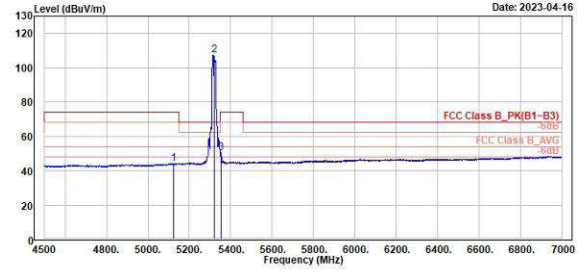
TUV Rheinland Taiwan Ltd.
No. 438-18, Sec 2, Penfiao, Linkou Dist., New Taipei City 244, Taiwan(R.O.C.)
Tel: +886-2172-1000 Fax: +886-2172-1322



Read	Limit	Over	APos	TPos	Remark	Pol/Phase	Note				
Level	Line	Limit									
Factor											
dBuV	dB/m	dBuV/m	dB	cm	deg						
1	5148.00	44.08	2.67	41.41	54.00	-9.92	100	59	Average	Horizontal	
2 *	5328.00	103.68	61.76	41.92	54.00	49.68	100	59	Average	Horizontal	
3	5358.50	46.50	4.73	41.77	54.00	-7.50	100	59	Average	Horizontal	



TUV Rheinland Taiwan Ltd.
No. 438-18, Sec 2, Penfiao, Linkou Dist., New Taipei City 244, Taiwan(R.O.C.)
Tel: +886-2172-1000 Fax: +886-2172-1322



Read	Limit	Over	APos	TPos	Remark	Pol/Phase	Note				
Level	Line	Limit									
Factor											
dBuV	dB/m	dBuV/m	dB	cm	deg						
1	5123.00	44.20	2.83	41.37	54.00	-9.80	154	58	Average	Vertical	
2 *	5328.00	107.00	65.16	41.02	54.00	53.08	154	58	Average	Vertical	
3 !	5353.00	50.39	8.59	41.80	54.00	-3.61	154	58	Average	Vertical	

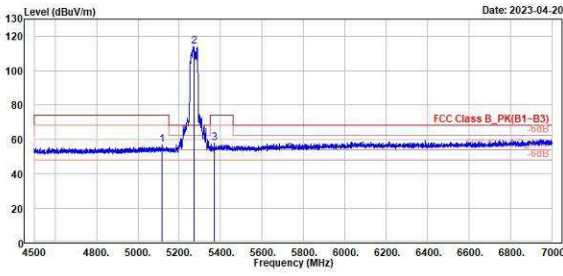
802.11ax HE40

CH 54 (Horizontal) Peak

CH 54 (Vertical) Peak



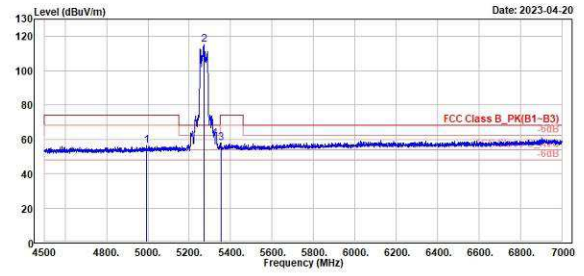
TUV Rheinland Taiwan Ltd.
No. 438-18, Sec 2, Penfiao, Linkou Dist., New Taipei City 244, Taiwan(R.O.C.)
Tel: +886-2172-1000 Fax: +886-2172-1322



Peak	Freq (MHz)	Level (dBuV/m)	Read Level (dBuV)	Factor (dB/m)	Limit Line (dBuV/m)	Over Limit (dB)	APos (cm)	TPos (deg)	Remark	Pol/Phase	Note
1	5315.00	96.74	15.40	41.34	74.00	-17.26	384	133	Peak	Horizontal	
2	5270.00	134.27	72.50	41.77	68.29	46.07	384	133	Peak	Horizontal	
3	5369.50	57.69	15.65	42.04	74.00	-16.31	384	133	Peak	Horizontal	



TUV Rheinland Taiwan Ltd.
No. 438-18, Sec 2, Penfiao, Linkou Dist., New Taipei City 244, Taiwan(R.O.C.)
Tel: +886-2172-1000 Fax: +886-2172-1322



Peak	Freq (MHz)	Level (dBuV/m)	Read Level (dBuV)	Factor (dB/m)	Limit Line (dBuV/m)	Over Limit (dB)	APos (cm)	TPos (deg)	Remark	Pol/Phase	Note
1	4995.50	56.56	15.42	41.14	74.00	-17.44	320	212	Peak	Vertical	
2	5270.00	115.27	73.50	41.77	68.29	47.07	320	212	Peak	Vertical	
3	5352.00	57.88	16.09	41.79	74.00	-16.12	320	212	Peak	Vertical	

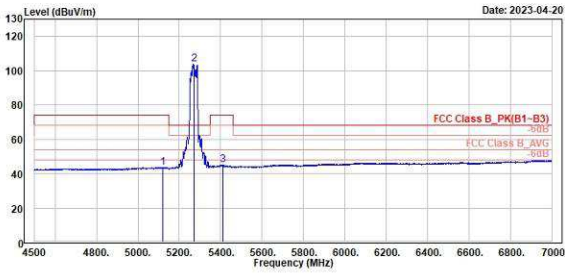
802.11ax HE40

CH 54 (Horizontal) Average

CH 54 (Vertical) Average



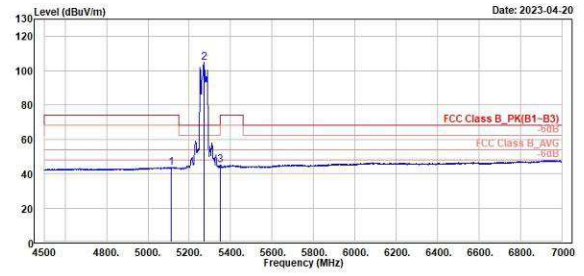
TUV Rheinland Taiwan Ltd.
No. 438-18, Sec 2, Penfiao, Linkou Dist., New Taipei City 244, Taiwan(R.O.C.)
Tel: +886-2172-1000 Fax: +886-2172-1322



Read	Limit	Over	APos	TPos	Remark	Pol/Phase	Note				
Level	Line	Limit	cm	deg							
Factor											
dBuV	dB/m	dBuV/m	cm	deg							
1	5119.00	43.64	2.29	41.35	54.00	-10.36	384	133	Average	Horizontal	
2	5270.00	103.91	62.96	41.77	54.00	49.81	384	133	Average	Horizontal	
3	5416.00	44.97	2.56	42.41	54.00	-9.03	384	133	Average	Horizontal	



TUV Rheinland Taiwan Ltd.
No. 438-18, Sec 2, Penfiao, Linkou Dist., New Taipei City 244, Taiwan(R.O.C.)
Tel: +886-2172-1000 Fax: +886-2172-1322



Read	Limit	Over	APos	TPos	Remark	Pol/Phase	Note				
Level	Line	Limit	cm	deg							
Factor											
dBuV	dB/m	dBuV/m	cm	deg							
1	5112.00	43.62	2.29	41.33	54.00	-10.38	328	212	Average	Vertical	
2	5270.00	104.71	62.94	41.77	54.00	50.71	320	212	Average	Vertical	
3	5351.00	45.03	3.26	41.77	54.00	-8.97	328	212	Average	Vertical	

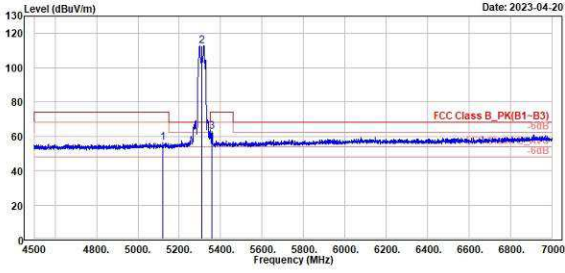
802.11ax HE40

CH 62 (Horizontal) Peak

CH 62 (Vertical) Peak



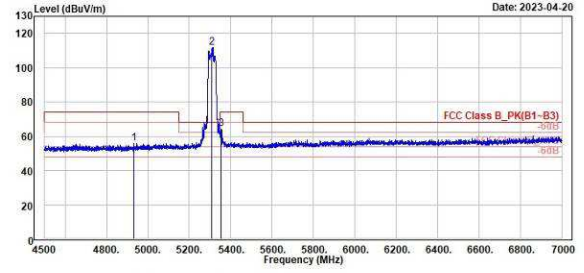
TUV Rheinland Taiwan Ltd.
No. 438-18, Sec 2, Penfiao, Linkou Dist., New Taipei City 244, Taiwan(R.O.C.)
Tel: +886-2172-1000 Fax: +886-2172-1322



Peak	Freq	Level	Read Level	Factor	Limit Line	Over Limit	APos	TPos	Remark	Pol/Phase	Note
	MHz	dBuV/m	dBuV	dB/m	dBuV/m	dB	cm	deg			
1	5319.58	96.36	15.81	41.35	74.00	-17.64	231	129	Peak	Horizontal	
2	5318.00	112.94	79.97	41.97	68.29	44.74	231	129	Peak	Horizontal	
3	5358.58	62.67	28.79	41.88	74.00	-11.33	231	129	Peak	Horizontal	



TUV Rheinland Taiwan Ltd.
No. 438-18, Sec 2, Penfiao, Linkou Dist., New Taipei City 244, Taiwan(R.O.C.)
Tel: +886-2172-1000 Fax: +886-2172-1322



Peak	Freq	Level	Read Level	Factor	Limit Line	Over Limit	APos	TPos	Remark	Pol/Phase	Note
	MHz	dBuV/m	dBuV	dB/m	dBuV/m	dB	cm	deg			
1	4831.50	56.07	15.02	41.05	74.00	-17.93	100	41	Peak	Vertical	
2	5318.00	111.94	69.97	41.97	68.29	43.74	100	41	Peak	Vertical	
3	5353.00	64.33	22.53	41.80	74.00	-9.67	100	41	Peak	Vertical	

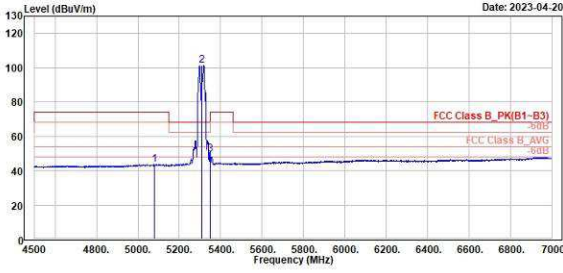
802.11ax HE40

CH 62 (Horizontal) Average

CH 62 (Vertical) Average



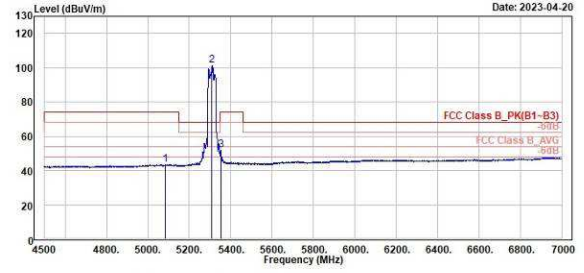
TÜV Rheinland Taiwan Ltd.
No. 438-18, Sec 2, Penfiao, Linkou Dist., New Taipei City 244, Taiwan(R.O.C.)
Tel: +886-2172-1000 Fax: +886-2172-1322



Read	Level	Factor	Limit	Over	APos	TPos	Remark	Pol/Phase	Note
MHz	dBuV/m	dBuV	dB/m	dBuV/m	dB	cm	deg		
1	5888.58	43.64	2.35	41.29	54.00	-10.36	231	129	Average Horizontal
2 *	5318.00	101.26	59.29	41.97	54.00	47.26	231	129	Average Horizontal
3 !	5358.00	49.38	7.62	41.76	54.00	-4.62	231	129	Average Horizontal



TÜV Rheinland Taiwan Ltd.
No. 438-18, Sec 2, Penfiao, Linkou Dist., New Taipei City 244, Taiwan(R.O.C.)
Tel: +886-2172-1000 Fax: +886-2172-1322



Read	Level	Factor	Limit	Over	APos	TPos	Remark	Pol/Phase	Note
MHz	dBuV/m	dBuV	dB/m	dBuV/m	dB	cm	deg		
1	5885.00	43.47	2.18	41.29	54.00	-10.53	100	41	Average Vertical
2 *	5318.00	101.26	59.29	41.97	54.00	47.26	100	41	Average Vertical
3 !	5352.50	51.95	10.16	41.79	54.00	-2.05	100	41	Average Vertical

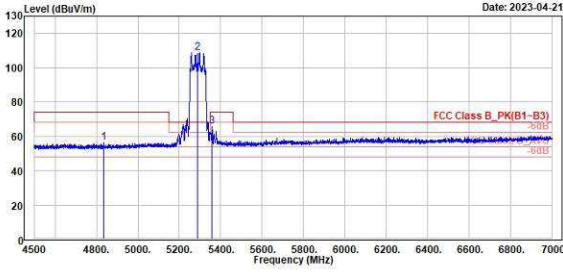
802.11ax HE80

CH 58 (Horizontal) Peak

CH 58 (Vertical) Peak



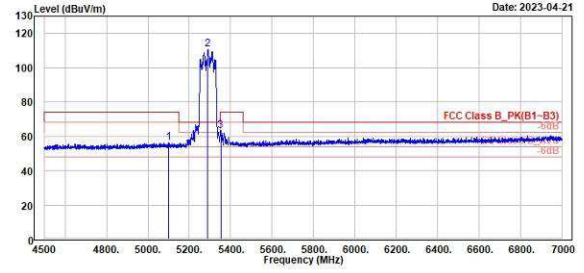
TUV Rheinland Taiwan Ltd.
No. 438-18, Sec 2, Penfiao, Linkou Dist., New Taipei City 244, Taiwan(R.O.C.)
Tel: +886-2172-1000 Fax: +886-2172-1322



Peak	Freq (MHz)	Level (dBuV/m)	Read Level (dBuV)	Factor (dB/m)	Limit Line (dBuV/m)	Over Limit (dB)	APos (cm)	TPos (deg)	Remark	Pol/Phase	Note
1	4833.00	56.18	15.09	41.09	74.00	-17.82	234	131	Peak	Horizontal	
2	5290.00	108.74	66.00	41.94	68.29	40.54	234	131	Peak	Horizontal	
3	5358.50	65.60	23.72	41.88	74.00	-8.40	234	131	Peak	Horizontal	



TUV Rheinland Taiwan Ltd.
No. 438-18, Sec 2, Penfiao, Linkou Dist., New Taipei City 244, Taiwan(R.O.C.)
Tel: +886-2172-1000 Fax: +886-2172-1322



Peak	Freq (MHz)	Level (dBuV/m)	Read Level (dBuV)	Factor (dB/m)	Limit Line (dBuV/m)	Over Limit (dB)	APos (cm)	TPos (deg)	Remark	Pol/Phase	Note
1	5100.00	56.21	14.91	41.30	74.00	-17.79	346	210	Peak	Vertical	
2	5290.00	110.50	69.64	41.00	68.29	42.38	346	210	Peak	Vertical	
3	5351.50	63.51	21.73	41.78	74.00	-10.49	346	210	Peak	Vertical	

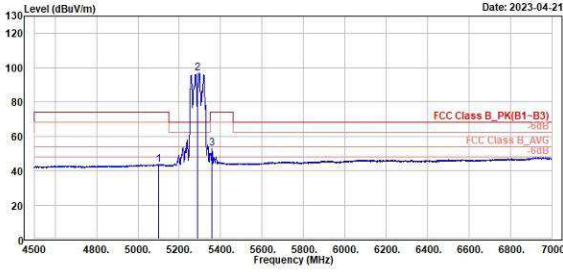
802.11ax HE80

CH 58 (Horizontal) Average

CH 58 (Vertical) Average



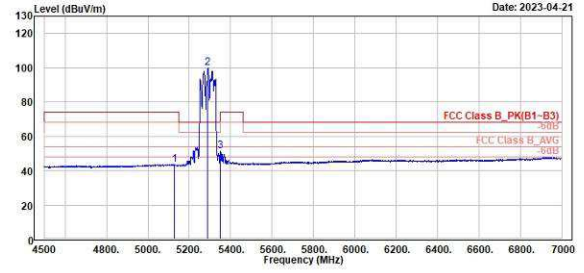
TUV Rheinland Taiwan Ltd.
No. 438-18, Sec 2, Penfiao, Linkou Dist., New Taipei City 244, Taiwan(R.O.C.)
Tel: +886-2172-1000 Fax: +886-2172-1322



Read	Limit	Over	APos	TPos	Remark	Pol/Phase	Note
Freq	Level	Level	Factor	Line	Limit		
MHz	dBuV/m	dBuV	dB/m	dBuV/m	dB	cm	deg
1	5180.50	43.47	2.17	41.30	54.00	-10.53	234 131 Average Horizontal
2	5358.00	96.78	54.86	41.94	54.00	42.78	234 131 Average Horizontal
3	5358.50	52.73	10.85	41.88	54.00	-1.27	234 131 Average Horizontal



TUV Rheinland Taiwan Ltd.
No. 438-18, Sec 2, Penfiao, Linkou Dist., New Taipei City 244, Taiwan(R.O.C.)
Tel: +886-2172-1000 Fax: +886-2172-1322



Read	Limit	Over	APos	TPos	Remark	Pol/Phase	Note
Freq	Level	Level	Factor	Line	Limit		
MHz	dBuV/m	dBuV	dB/m	dBuV/m	dB	cm	deg
1	5130.50	43.67	2.29	41.38	54.00	-10.33	346 210 Average Vertical
2	5358.00	99.74	57.58	41.94	54.00	45.74	346 210 Average Vertical
3	5358.50	51.28	9.44	41.76	54.00	-2.80	346 210 Average Vertical

802.11ax HE160

CH 50 (Horizontal) Peak

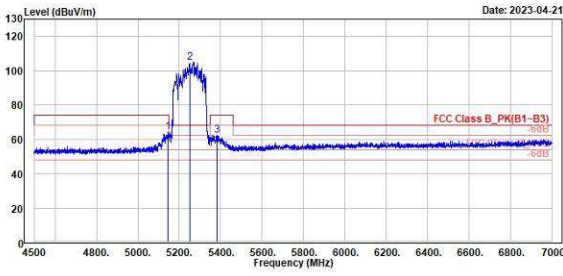
CH 50 (Vertical) Peak



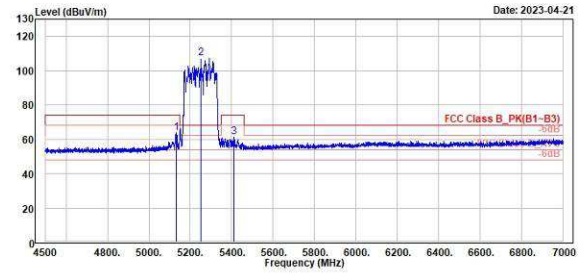
TÜV Rheinland Taiwan Ltd.
No. 438-18, Sec 2, Fenfiao, Linkou Dist., New Taipei City 244, Taiwan(R.O.C.)
Tel: +886-2172-1000 Fax: +886-2172-1322



TÜV Rheinland Taiwan Ltd.
No. 438-18, Sec 2, Fenfiao, Linkou Dist., New Taipei City 244, Taiwan(R.O.C.)
Tel: +886-2172-1000 Fax: +886-2172-1322



Peak	Freq (MHz)	Level (dBuV/m)	Read Level (dBuV)	Factor (dB/m)	Limit (dBuV/m)	Over (dB)	APos (cm)	TPos (deg)	Remark	Pol/Phase	Note
1	5147.00	64.24	22.82	41.42	74.00	-9.76	400	132	Peak	Horizontal	
2	5350.00	104.83	63.24	41.59	68.29	36.53	400	132	Peak	Horizontal	
3	5381.50	62.08	19.86	42.22	74.00	-11.92	400	132	Peak	Horizontal	



Peak	Freq (MHz)	Level (dBuV/m)	Read Level (dBuV)	Factor (dB/m)	Limit (dBuV/m)	Over (dB)	APos (cm)	TPos (deg)	Remark	Pol/Phase	Note
1	5131.00	63.89	22.51	41.38	74.00	-10.11	345	209	Peak	Vertical	
2	5350.00	107.13	65.54	41.59	68.29	38.93	345	209	Peak	Vertical	
3	5411.00	61.21	18.81	42.40	74.00	-12.79	345	209	Peak	Vertical	

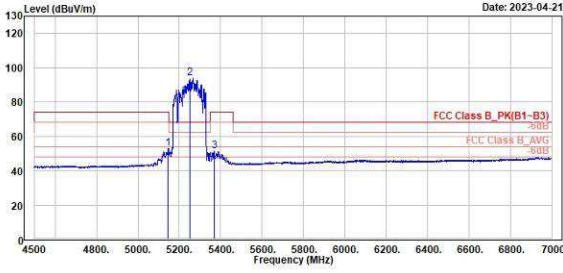
802.11ax HE160

CH 50 (Horizontal) Average

CH 50 (Vertical) Average



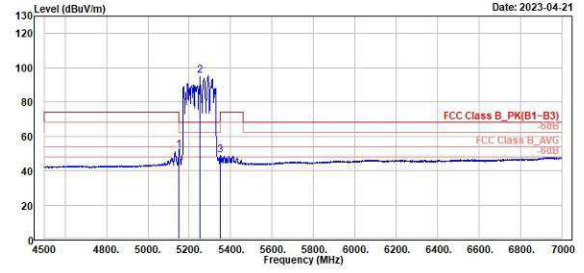
TUV Rheinland Taiwan Ltd.
No. 438-18, Sec 2, Penfiao, Linkou Dist., New Taipei City 244, Taiwan(R.O.C.)
Tel: +886-2172-1000 Fax: +886-2172-1322



Read	Limit	Over	APos	TPos	Remark	Pol/Phase	Note
Freq	Level	Level	Factor	Line	Limit		
MHz	dBuV/m	dBuV	dB/m	dBuV/m	dB	cm	deg
1	5147.00	52.95	11.53	41.42	54.00	-1.05	400 132 Average Horizontal
2	5350.00	93.85	52.26	41.59	54.00	39.85	400 132 Average Horizontal
3	5369.00	51.56	9.52	42.04	54.00	-2.44	400 132 Average Horizontal



TUV Rheinland Taiwan Ltd.
No. 438-18, Sec 2, Penfiao, Linkou Dist., New Taipei City 244, Taiwan(R.O.C.)
Tel: +886-2172-1000 Fax: +886-2172-1322



Read	Limit	Over	APos	TPos	Remark	Pol/Phase	Note
Freq	Level	Level	Factor	Line	Limit		
MHz	dBuV/m	dBuV	dB/m	dBuV/m	dB	cm	deg
1	5150.00	51.90	10.47	41.43	54.00	-2.10	345 209 Average Vertical
2	5350.00	95.42	53.83	41.59	54.00	41.42	345 209 Average Vertical
3	5350.00	48.80	7.04	41.76	54.00	-5.20	345 209 Average Vertical

Band Edges, 5.3GHz ~ 5.47GHz, 5.725GHz
U-NII-2C

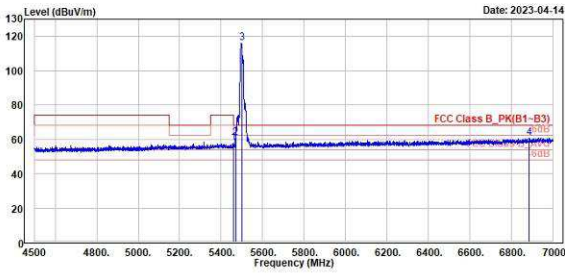
802.11a

CH 100 (Horizontal) Peak

CH 100 (Vertical) Peak



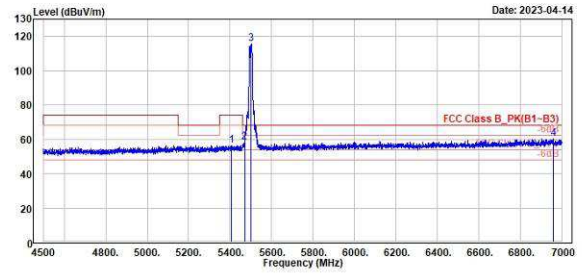
TUV Rheinland Taiwan Ltd.
No. 438-18, Sec 2, Fenliiao, Linkou Dist., New Taipei City 244, Taiwan(R.O.C.)
Tel: +886-2172-1000 Fax: +886-2172-1322



Peak	Freq	Level	Read Level	Factor	Limit Line	Over Limit	APos	TPos	Remark	Pol/Phase	Note
	MHz	dBuV/m	dBuV	dB/m	dBuV/m	dB	cm	deg			
1	5459.50	57.63	15.47	42.16	74.00	-16.37	362	135	Peak	Horizontal	
2	5470.00	69.65	18.44	42.21	68.20	-7.55	362	135	Peak	Horizontal	
3 *	5500.00	116.11	73.76	42.35	68.20	47.91	362	135	Peak	Horizontal	
4	6885.00	60.90	17.20	43.70	68.20	-7.30	362	135	Peak	Horizontal	



TUV Rheinland Taiwan Ltd.
No. 438-18, Sec 2, Fenliiao, Linkou Dist., New Taipei City 244, Taiwan(R.O.C.)
Tel: +886-2172-1000 Fax: +886-2172-1322



Peak	Freq	Level	Read Level	Factor	Limit Line	Over Limit	APos	TPos	Remark	Pol/Phase	Note
	MHz	dBuV/m	dBuV	dB/m	dBuV/m	dB	cm	deg			
1	5407.50	56.44	14.01	42.43	74.00	-17.56	100	298	Peak	Vertical	
2	5470.00	58.19	15.98	42.21	68.20	-10.01	100	298	Peak	Vertical	
3 *	5500.00	115.09	73.54	42.35	68.20	47.59	100	298	Peak	Vertical	
4	6959.00	60.47	16.67	43.80	68.20	-7.73	100	298	Peak	Vertical	

802.11a

CH 100 (Horizontal) Average

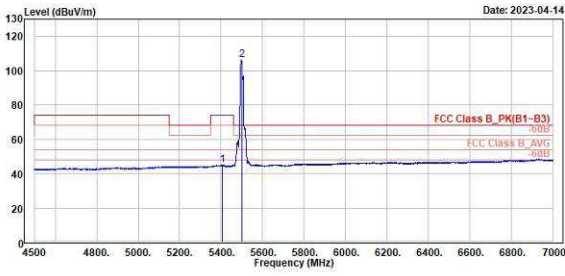
CH 100 (Vertical) Average



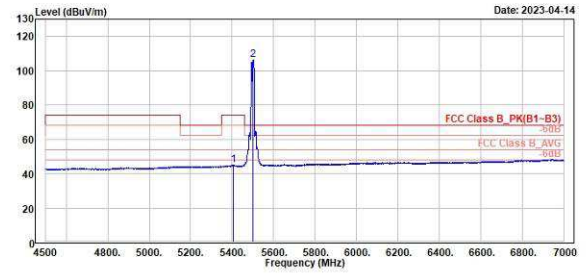
TUV Rheinland Taiwan Ltd.
No. 438-18, Sec 2, Fenliiao, Linkou Dist., New Taipei City 244, Taiwan(R.O.C.)
Tel: +886-2172-1000 Fax: +886-2172-1322



TUV Rheinland Taiwan Ltd.
No. 438-18, Sec 2, Fenliiao, Linkou Dist., New Taipei City 244, Taiwan(R.O.C.)
Tel: +886-2172-1000 Fax: +886-2172-1322



Read	Limit	Over	APos	TPos	Remark	Pol/Phase	Note				
Freq	Level	Level	Factor	Line	Limit						
MHz	dBuV/m	dBuV	dB/m	dBuV/m	dB	cm	deg				
1	5407.00	45.05	2.62	42.43	54.00	-8.95	362	135	Average	Horizontal	
2 *	5500.00	106.33	63.98	42.35	54.00	52.33	362	135	Average	Horizontal	



Read	Limit	Over	APos	TPos	Remark	Pol/Phase	Note				
Freq	Level	Level	Factor	Line	Limit						
MHz	dBuV/m	dBuV	dB/m	dBuV/m	dB	cm	deg				
1	5405.00	44.96	2.51	42.45	54.00	-9.04	180	298	Average	Vertical	
2 *	5500.00	106.28	63.93	42.35	54.00	52.28	180	298	Average	Vertical	

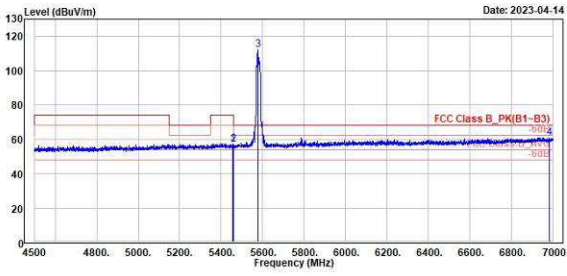
802.11a

CH 116 (Horizontal) Peak

CH 116 (Vertical) Peak



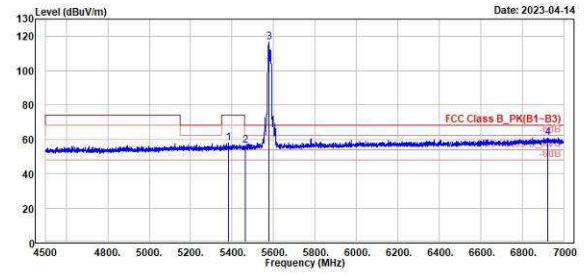
TUV Rheinland Taiwan Ltd.
No. 438-18, Sec 2, Fenliiao, Linkou Dist., New Taipei City 244, Taiwan(R.O.C.)
Tel: +886-2172-1000 Fax: +886-2172-1322



Peak	Freq	Level	Read	Limit	Over	APos	TPos	Remark	Pol/Phase	Note
	MHz	dBuV/m	dBuV	dB/m	dBuV/m	dB	cm	deg		
1	5457.58	57.58	15.43	42.15	74.00	-16.42	119	159 Peak	Horizontal	
2	5461.00	56.83	14.66	42.17	68.20	-11.37	119	159 Peak	Horizontal	
3 *	5580.00	112.27	70.83	42.24	68.20	44.07	119	159 Peak	Horizontal	
4	6983.00	60.88	17.12	43.76	68.20	-7.32	119	159 Peak	Horizontal	



TUV Rheinland Taiwan Ltd.
No. 438-18, Sec 2, Fenliiao, Linkou Dist., New Taipei City 244, Taiwan(R.O.C.)
Tel: +886-2172-1000 Fax: +886-2172-1322



Peak	Freq	Level	Read	Limit	Over	APos	TPos	Remark	Pol/Phase	Note
	MHz	dBuV/m	dBuV	dB/m	dBuV/m	dB	cm	deg		
1	5382.00	57.80	15.57	42.23	74.00	-16.20	121	317 Peak	Vertical	
2	5462.50	56.13	13.95	42.18	68.20	-12.07	121	317 Peak	Vertical	
3 *	5580.00	116.68	74.44	42.24	68.20	48.48	121	317 Peak	Vertical	
4	6924.50	60.97	17.22	43.75	68.20	-7.23	121	317 Peak	Vertical	

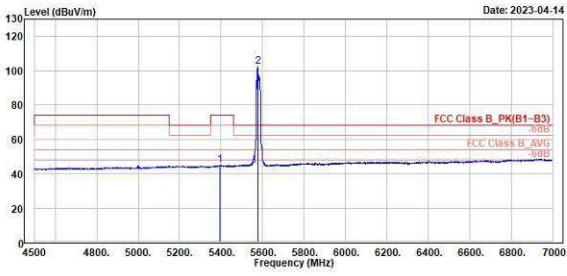
802.11a

CH 116 (Horizontal) Average

CH 116 (Vertical) Average



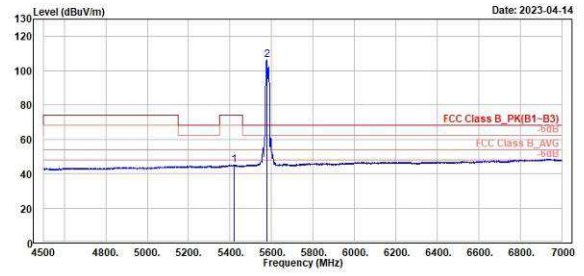
TUV Rheinland Taiwan Ltd.
No. 438-18, Sec 2, Fenliao, Linkou Dist., New Taipei City 244, Taiwan(R.O.C.)
Tel: +886-2172-1000 Fax: +886-2172-1322



Read	Limit	Over	APos	TPos	Remark	Pol/Phase	Note				
Level	Line	Limit									
Factor											
dBuV	dB/m	dBuV/m	dB	cm	deg						
1	5395.58	44.94	2.51	42.43	54.00	-9.06	119	159	Average	Horizontal	
2	5588.00	102.44	60.20	42.24	54.00	48.44	119	159	Average	Horizontal	



TUV Rheinland Taiwan Ltd.
No. 438-18, Sec 2, Fenliao, Linkou Dist., New Taipei City 244, Taiwan(R.O.C.)
Tel: +886-2172-1000 Fax: +886-2172-1322



Read	Limit	Over	APos	TPos	Remark	Pol/Phase	Note				
Level	Line	Limit									
Factor											
dBuV	dB/m	dBuV/m	dB	cm	deg						
1	5428.00	44.89	2.55	42.34	54.00	-9.11	121	317	Average	Vertical	
2	5588.00	106.50	64.26	42.24	54.00	52.50	121	317	Average	Vertical	

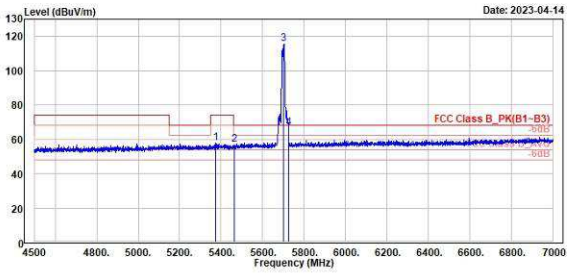
802.11a

CH 140 (Horizontal) Peak

CH 140 (Vertical) Peak



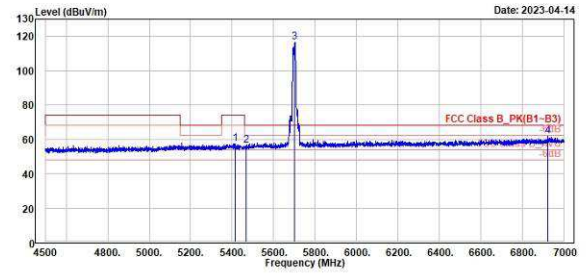
TUV Rheinland Taiwan Ltd.
No. 438-18, Sec 2, Fenliiao, Linkou Dist., New Taipei City 244, Taiwan(R.O.C.)
Tel: +886-2172-1000 Fax: +886-2172-1322



Peak	Freq (MHz)	Level (dBuV/m)	Read Level (dBuV)	Factor (dB/m)	Limit Line (dBuV/m)	Over Limit (dB)	APos (cm)	TPos (deg)	Remark	Pol/Phase	Note
1	5374.58	57.88	15.77	42.11	74.00	-16.12	252	118	Peak	Horizontal	
2	5462.58	56.82	14.64	42.18	68.20	-11.38	252	118	Peak	Horizontal	
3 *	5700.00	115.77	73.40	42.37	68.20	47.57	252	118	Peak	Horizontal	
4 †	5725.00	66.78	24.29	42.49	68.20	-1.42	252	118	Peak	Horizontal	



TUV Rheinland Taiwan Ltd.
No. 438-18, Sec 2, Fenliiao, Linkou Dist., New Taipei City 244, Taiwan(R.O.C.)
Tel: +886-2172-1000 Fax: +886-2172-1322



Peak	Freq (MHz)	Level (dBuV/m)	Read Level (dBuV)	Factor (dB/m)	Limit Line (dBuV/m)	Over Limit (dB)	APos (cm)	TPos (deg)	Remark	Pol/Phase	Note
1	5415.50	57.32	14.94	42.38	74.00	-16.68	100	298	Peak	Vertical	
2	5460.50	56.20	14.00	42.20	68.20	-12.00	100	298	Peak	Vertical	
3 *	5700.00	116.62	74.25	42.37	68.20	48.42	100	298	Peak	Vertical	
4 †	6922.00	61.62	17.89	43.73	68.20	-6.58	100	298	Peak	Vertical	

802.11a

CH 140 (Horizontal) Average

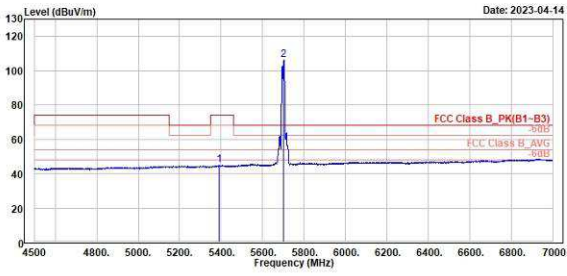
CH 140 (Vertical) Average



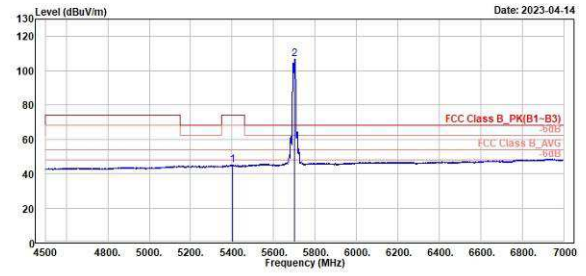
TUV Rheinland Taiwan Ltd.
No. 438-18, Sec 2, Fenliiao, Linkou Dist., New Taipei City 244, Taiwan(R.O.C.)
Tel: +886-2172-1000 Fax: +886-2172-1322



TUV Rheinland Taiwan Ltd.
No. 438-18, Sec 2, Fenliiao, Linkou Dist., New Taipei City 244, Taiwan(R.O.C.)
Tel: +886-2172-1000 Fax: +886-2172-1322



Read	Limit	Over	APos	TPos	Remark	Pol/Phase	Note					
Level	Line	Limit										
Factor												
dBuV	dB/m	dBuV/m	cm	deg								
1	5388.58	44.77	2.45	42.32	54.00	-9.23	252	118	Average	Horizontal		
2	5780.00	105.07	63.78	42.37	54.00	52.07	252	118	Average	Horizontal		



Read	Limit	Over	APos	TPos	Remark	Pol/Phase	Note					
Level	Line	Limit										
Factor												
dBuV	dB/m	dBuV/m	cm	deg								
1	5401.50	44.98	2.50	42.48	54.00	-9.02	180	298	Average	Vertical		
2	5780.00	107.00	64.63	42.37	54.00	53.00	180	298	Average	Vertical		

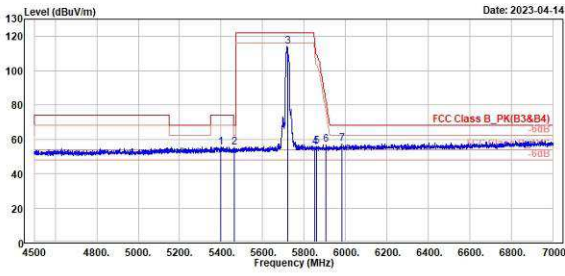
802.11a

CH 144 (Horizontal) Peak

CH 144 (Vertical) Peak



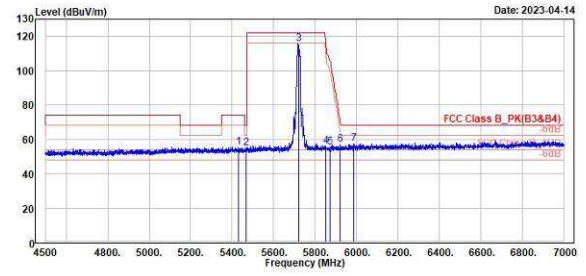
TUV Rheinland Taiwan Ltd.
No. 438-18, Sec 2, Fenliao, Linkou Dist., New Taipei City 244, Taiwan(R.O.C.)
Tel: +886-2172-1000 Fax: +886-2172-1322



	Freq MHz	Level dBuV/m	Read		Limit		APos cm	TPos deg	Remark	Pol/Phase	Note
			Level dBuV	Factor dB/m	Line dBuV/m	Over Limit dB					
1	5398.50	55.53	13.06	42.47	74.00	-18.47	320	131 Peak	Horizontal		
2	5464.50	55.24	13.05	42.19	68.20	-12.96	320	131 Peak	Horizontal		
3	5726.00	114.04	71.57	42.47	122.20	-8.16	320	131 Peak	Horizontal		
4	5852.50	55.39	12.72	42.67	116.50	-61.11	320	131 Peak	Horizontal		
5	5860.50	55.78	13.11	42.67	109.26	-53.48	320	131 Peak	Horizontal		
6	5985.00	57.03	14.31	42.72	82.96	-25.93	320	131 Peak	Horizontal		
7	5983.00	57.51	14.49	43.02	68.20	-10.69	320	131 Peak	Horizontal		



TUV Rheinland Taiwan Ltd.
No. 438-18, Sec 2, Fenliao, Linkou Dist., New Taipei City 244, Taiwan(R.O.C.)
Tel: +886-2172-1000 Fax: +886-2172-1322



	Freq MHz	Level dBuV/m	Read		Limit		APos cm	TPos deg	Remark	Pol/Phase	Note
			Level dBuV	Factor dB/m	Line dBuV/m	Over Limit dB					
1	5438.50	55.53	13.26	42.27	74.00	-18.47	120	316 Peak	Vertical		
2	5469.50	55.06	12.85	42.20	68.20	-13.14	120	316 Peak	Vertical		
3	5726.00	115.69	73.22	42.47	122.20	-6.51	120	316 Peak	Vertical		
4	5850.50	55.93	13.26	42.67	121.00	-65.13	120	316 Peak	Vertical		
5	5873.50	55.39	12.71	42.68	105.62	-50.23	120	316 Peak	Vertical		
6	5921.00	56.83	14.04	42.79	71.15	-14.32	120	316 Peak	Vertical		
7	5987.50	57.21	14.18	43.03	68.20	-10.99	120	316 Peak	Vertical		

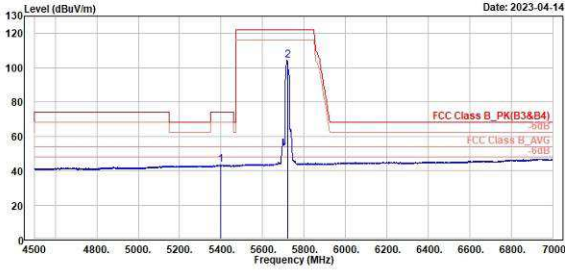
802.11a

CH 144 (Horizontal) Average

CH 144 (Vertical) Average



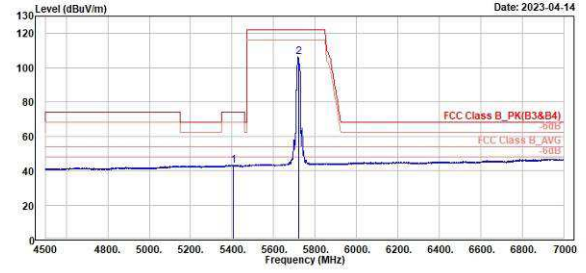
TUV Rheinland Taiwan Ltd.
No. 438-18, Sec 2, Fenliiao, Linkou Dist., New Taipei City 244, Taiwan(R.O.C.)
Tel: +886-2172-1000 Fax: +886-2172-1322



Freq	Level	Read	Limit	Over	APos	TPos	Remark	Pol/Phase	Note
MHz	dBuV/m	dBuV	dB/m	dBuV/m	dB	cm	deg		
1	5399.00	43.30	0.82	42.48	54.00	-10.70	320	131 Average	Horizontal
2 *	5720.00	104.39	61.92	42.47	54.00	58.39	320	131 Average	Horizontal



TUV Rheinland Taiwan Ltd.
No. 438-18, Sec 2, Fenliiao, Linkou Dist., New Taipei City 244, Taiwan(R.O.C.)
Tel: +886-2172-1000 Fax: +886-2172-1322



Freq	Level	Read	Limit	Over	APos	TPos	Remark	Pol/Phase	Note
MHz	dBuV/m	dBuV	dB/m	dBuV/m	dB	cm	deg		
1	5407.50	43.15	0.72	42.43	54.00	-10.85	120	316 Average	Vertical
2 *	5720.00	106.26	63.79	42.47	54.00	52.26	120	316 Average	Vertical

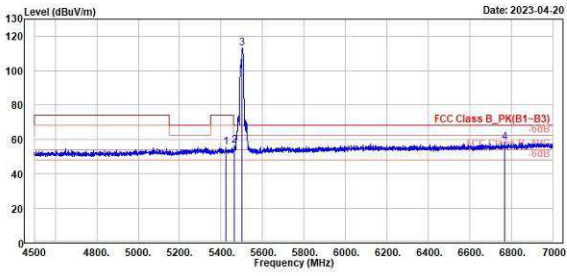
802.11ax HE20

CH 100 (Horizontal) Peak

CH 100 (Vertical) Peak



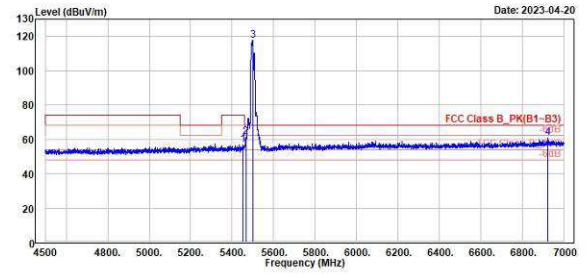
TUV Rheinland Taiwan Ltd.
No. 438-18, Sec 2, Fenliao, Linkou Dist., New Taipei City 244, Taiwan(R.O.C.)
Tel: +886-2172-1000 Fax: +886-2172-1322



Peak	Freq (MHz)	Level (dBuV/m)	Read Level (dBuV)	Factor (dB/m)	Limit Line (dBuV/m)	Over Limit (dB)	APos (cm)	TPos (deg)	Remark	Pol/Phase	Note
1	5424.00	55.36	13.85	42.31	74.00	-18.64	100	60	Peak	Horizontal	
2	5465.00	56.21	14.02	42.19	68.20	-11.99	100	60	Peak	Horizontal	
3 *	5500.00	113.04	70.69	42.35	68.20	44.84	100	60	Peak	Horizontal	
4	6768.50	58.12	14.44	43.68	68.20	-10.08	100	60	Peak	Horizontal	



TUV Rheinland Taiwan Ltd.
No. 438-18, Sec 2, Fenliao, Linkou Dist., New Taipei City 244, Taiwan(R.O.C.)
Tel: +886-2172-1000 Fax: +886-2172-1322



Peak	Freq (MHz)	Level (dBuV/m)	Read Level (dBuV)	Factor (dB/m)	Limit Line (dBuV/m)	Over Limit (dB)	APos (cm)	TPos (deg)	Remark	Pol/Phase	Note
1	5453.50	56.83	14.70	42.13	74.00	-17.17	193	312	Peak	Vertical	
2	5466.00	61.07	16.88	42.19	68.20	-7.13	193	312	Peak	Vertical	
3 *	5500.00	117.87	75.52	42.35	68.20	49.67	193	312	Peak	Vertical	
4	6923.50	60.60	16.85	43.75	68.20	-7.60	193	312	Peak	Vertical	

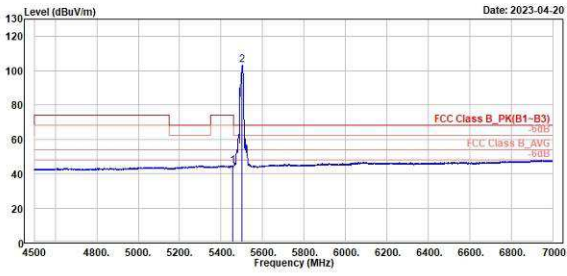
802.11ax HE20

CH 100 (Horizontal) Average

CH 100 (Vertical) Average



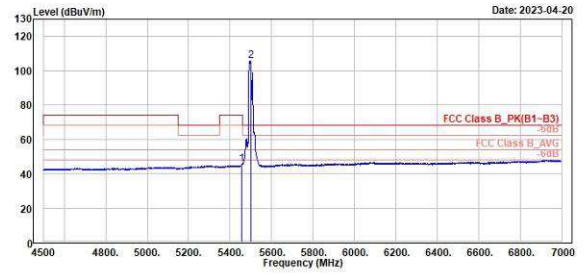
TUV Rheinland Taiwan Ltd.
No. 438-18, Sec 2, Fenliiao, Linkou Dist., New Taipei City 244, Taiwan(R.O.C.)
Tel: +886-2172-1000 Fax: +886-2172-1322



Read	Limit	Over	APos	TPos	Remark	Pol/Phase	Note				
Level	Line	Limit									
Factor											
dB	dB/m	dB	cm	deg							
1	5456.58	44.57	2.42	42.15	54.00	-9.43	100	60	Average	Horizontal	
2	5500.00	103.45	61.10	42.35	54.00	49.45	100	60	Average	Horizontal	



TUV Rheinland Taiwan Ltd.
No. 438-18, Sec 2, Fenliiao, Linkou Dist., New Taipei City 244, Taiwan(R.O.C.)
Tel: +886-2172-1000 Fax: +886-2172-1322



Read	Limit	Over	APos	TPos	Remark	Pol/Phase	Note				
Level	Line	Limit									
Factor											
dB	dB/m	dB	cm	deg							
1	5457.50	45.54	3.39	42.15	54.00	-8.46	100	312	Average	Vertical	
2	5500.00	105.91	63.56	42.35	54.00	51.91	100	312	Average	Vertical	

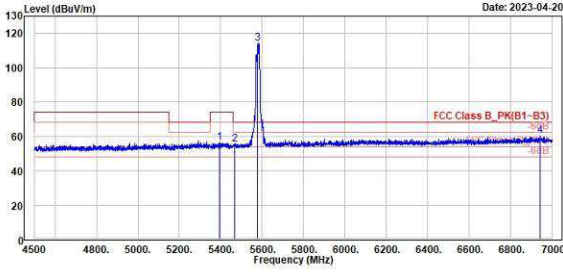
802.11ax HE20

CH 116 (Horizontal) Peak

CH 116 (Vertical) Peak



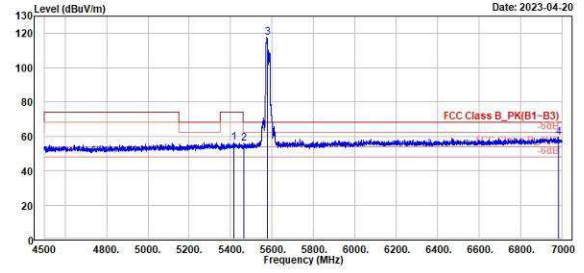
TUV Rheinland Taiwan Ltd.
No. 438-18, Sec 2, Penfiao, Linkou Dist., New Taipei City 244, Taiwan(R.O.C.)
Tel: +886-2172-1000 Fax: +886-2172-1322



Peak	Freq (MHz)	Level (dBuV/m)	Read Level (dBuV)	Factor	Limit (dBuV/m)	Over (dB)	APos (cm)	TPos (deg)	Remark	Pol/Phase	Note
1	5395.50	56.55	14.12	42.43	74.00	-17.45	172	62	Peak	Horizontal	
2	5462.50	55.30	13.10	42.20	68.20	-12.90	172	62	Peak	Horizontal	
3 *	5580.00	113.98	71.74	42.24	68.20	45.78	172	62	Peak	Horizontal	
4	6943.50	60.07	16.27	43.80	68.20	-8.13	172	62	Peak	Horizontal	



TUV Rheinland Taiwan Ltd.
No. 438-18, Sec 2, Penfiao, Linkou Dist., New Taipei City 244, Taiwan(R.O.C.)
Tel: +886-2172-1000 Fax: +886-2172-1322



Peak	Freq (MHz)	Level (dBuV/m)	Read Level (dBuV)	Factor	Limit (dBuV/m)	Over (dB)	APos (cm)	TPos (deg)	Remark	Pol/Phase	Note
1	5413.00	56.25	13.85	42.40	74.00	-17.75	190	313	Peak	Vertical	
2	5462.50	56.06	13.88	42.18	68.20	-11.14	190	313	Peak	Vertical	
3 *	5580.00	117.64	75.40	42.24	68.20	49.44	190	313	Peak	Vertical	
4	6984.50	59.32	15.56	43.76	68.20	-8.88	190	313	Peak	Vertical	

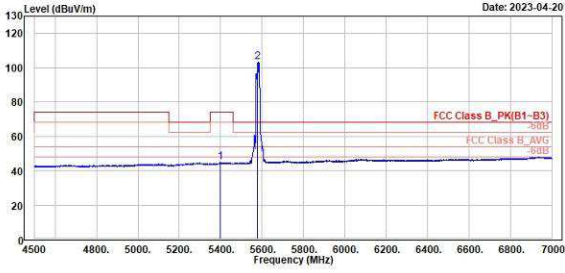
802.11ax HE20

CH 116 (Horizontal) Average

CH 116 (Vertical) Average



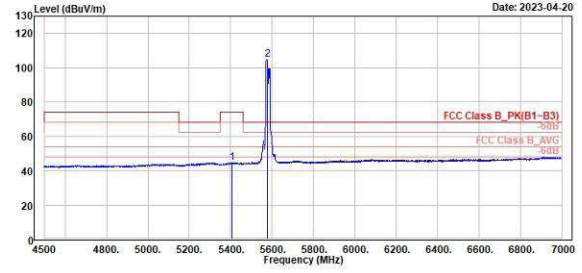
TUV Rheinland Taiwan Ltd.
No. 438-18, Sec 2, Penfiao, Linkou Dist., New Taipei City 244, Taiwan(R.O.C.)
Tel: +886-2172-1000 Fax: +886-2172-1322



Read	Limit	Over	APos	TPos	Remark	Pol/Phase	Note				
Level	Line	Limit									
Factor											
dBuV	dB/m	dBuV/m	cm	deg							
1	5400.00	44.73	2.24	42.49	54.00	-9.27	172	62	Average	Horizontal	
2	5580.00	105.24	61.00	42.24	54.00	49.24	172	62	Average	Horizontal	



TUV Rheinland Taiwan Ltd.
No. 438-18, Sec 2, Penfiao, Linkou Dist., New Taipei City 244, Taiwan(R.O.C.)
Tel: +886-2172-1000 Fax: +886-2172-1322



Read	Limit	Over	APos	TPos	Remark	Pol/Phase	Note				
Level	Line	Limit									
Factor											
dBuV	dB/m	dBuV/m	cm	deg							
1	5400.50	44.72	2.30	42.42	54.00	-9.28	190	313	Average	Vertical	
2	5580.00	104.83	62.59	42.24	54.00	50.63	190	313	Average	Vertical	

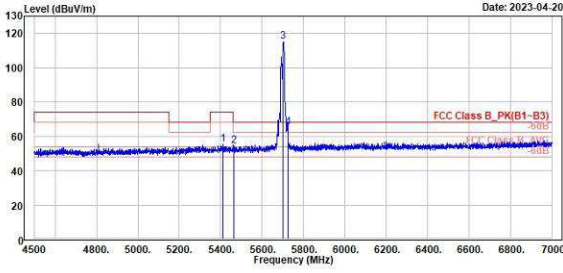
802.11ax HE20

CH 140 (Horizontal) Peak

CH 140 (Vertical) Peak



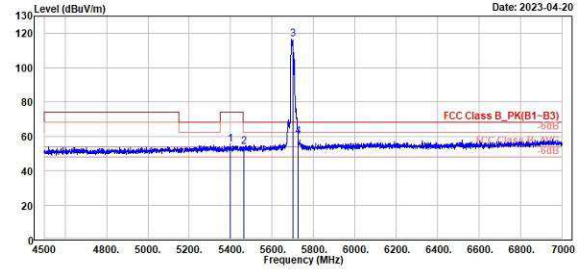
TUV Rheinland Taiwan Ltd.
No. 438-18, Sec 2, Penfiao, Linkou Dist., New Taipei City 244, Taiwan(R.O.C.)
Tel: +886-2172-1000 Fax: +886-2172-1322



	Read	Limit	Over	APos	TPos	Remark	Pol/Phase	Note
1	Level	Line	Limit	cm	deg			
MHz	dBuV/m	dBuV	dB/m	dBuV/m	dB			
1	5418.00	55.51	13.10	42.41	74.00	-18.49	158	42 Peak Horizontal
2	5463.00	54.20	12.02	42.18	68.20	-14.00	158	42 Peak Horizontal
3 *	5700.00	115.12	72.75	42.37	68.20	46.92	158	42 Peak Horizontal
4 †	5725.00	65.18	22.69	42.49	68.20	-3.02	158	42 Peak Horizontal



TUV Rheinland Taiwan Ltd.
No. 438-18, Sec 2, Penfiao, Linkou Dist., New Taipei City 244, Taiwan(R.O.C.)
Tel: +886-2172-1000 Fax: +886-2172-1322



	Read	Limit	Over	APos	TPos	Remark	Pol/Phase	Note
1	Level	Line	Limit	cm	deg			
MHz	dBuV/m	dBuV	dB/m	dBuV/m	dB			
1	5399.50	55.31	12.83	42.48	74.00	-18.69	184	310 Peak Vertical
2	5464.00	53.90	11.71	42.19	68.20	-14.30	184	310 Peak Vertical
3 *	5700.00	116.51	74.14	42.37	68.20	48.31	184	310 Peak Vertical
4 †	5726.50	59.00	17.30	42.50	68.20	-8.40	184	310 Peak Vertical

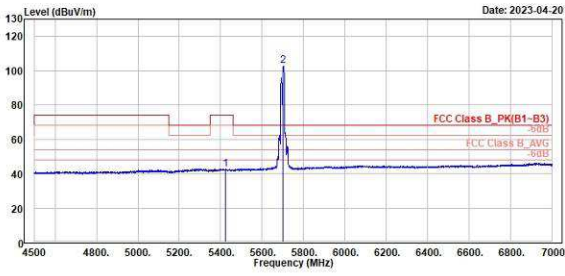
802.11ax HE20

CH 140 (Horizontal) Average

CH 140 (Vertical) Average



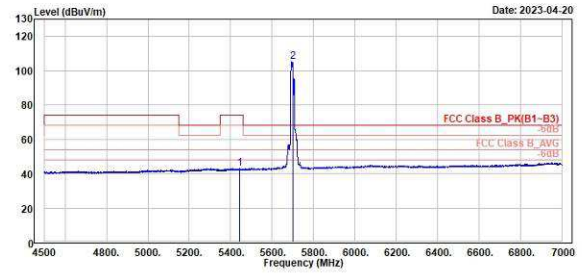
TUV Rheinland Taiwan Ltd.
No. 438-18, Sec 2, Penfiao, Linkou Dist., New Taipei City 244, Taiwan(R.O.C.)
Tel: +886-2172-1000 Fax: +886-2172-1322



Read	Limit	Over	APos	TPos	Remark	Pol/Phase	Note				
Freq	Level	Level Factor	Line	Limit							
MHz	dBuV/m	dBuV	dB/m	dBuV/m	dB	cm	deg				
1	5422.00	42.72	0.48	42.32	54.00	-11.28	158	42	Average	Horizontal	
2 *	5700.00	103.05	60.68	42.37	54.00	49.65	158	42	Average	Horizontal	



TUV Rheinland Taiwan Ltd.
No. 438-18, Sec 2, Penfiao, Linkou Dist., New Taipei City 244, Taiwan(R.O.C.)
Tel: +886-2172-1000 Fax: +886-2172-1322



Read	Limit	Over	APos	TPos	Remark	Pol/Phase	Note				
Freq	Level	Level Factor	Line	Limit							
MHz	dBuV/m	dBuV	dB/m	dBuV/m	dB	cm	deg				
1	5442.00	42.88	0.71	42.17	54.00	-11.12	184	310	Average	Vertical	
2 *	5700.00	105.07	62.70	42.37	54.00	51.07	184	310	Average	Vertical	

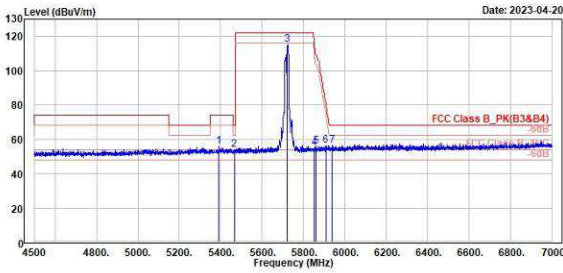
802.11ax HE20

CH 144 (Horizontal) Peak

CH 144 (Vertical) Peak



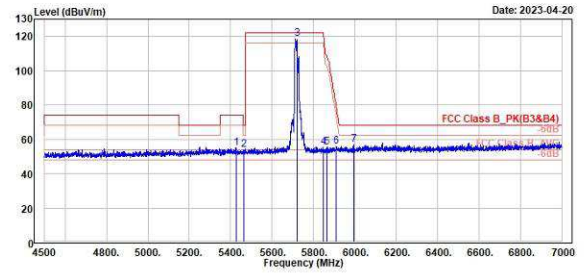
TUV Rheinland Taiwan Ltd.
No. 438-18, Sec 2, Penfiao, Linkou Dist., New Taipei City 244, Taiwan(R.O.C.)
Tel: +886-2172-1000 Fax: +886-2172-1322



	Freq	Level	Read		Limit		APos	TPos	Remark	Pol/Phase	Note
			Level	Factor	Line	Limit					
	MHz	dBuV/m	dBuV	dB/m	dBuV/m	dB	cm	deg			
1	5391.00	55.66	13.31	42.35	74.00	-18.34	168	42	Peak	Horizontal	
2	5466.00	54.03	11.84	42.19	68.20	-14.17	168	42	Peak	Horizontal	
3	5726.00	115.14	72.67	42.47	122.20	-7.06	168	42	Peak	Horizontal	
4	5851.50	54.95	12.28	42.67	118.78	-63.83	168	42	Peak	Horizontal	
5	5860.50	55.98	13.31	42.67	109.26	-53.28	168	42	Peak	Horizontal	
6	5907.50	56.19	13.46	42.73	81.11	-24.92	168	42	Peak	Horizontal	
7	5940.00	56.31	13.43	42.88	68.20	-11.89	168	42	Peak	Horizontal	



TUV Rheinland Taiwan Ltd.
No. 438-18, Sec 2, Penfiao, Linkou Dist., New Taipei City 244, Taiwan(R.O.C.)
Tel: +886-2172-1000 Fax: +886-2172-1322



	Freq	Level	Read		Limit		APos	TPos	Remark	Pol/Phase	Note
			Level	Factor	Line	Limit					
	MHz	dBuV/m	dBuV	dB/m	dBuV/m	dB	cm	deg			
1	5438.50	54.84	12.56	42.28	74.00	-19.16	200	310	Peak	Vertical	
2	5463.00	53.98	11.50	42.18	68.20	-14.22	200	310	Peak	Vertical	
3	5726.00	118.58	76.11	42.47	122.20	-3.62	200	310	Peak	Vertical	
4	5850.00	55.49	12.82	42.67	122.20	-66.71	200	310	Peak	Vertical	
5	5863.50	55.18	12.50	42.68	108.42	-53.24	200	310	Peak	Vertical	
6	5911.00	56.03	13.29	42.74	78.53	-22.50	200	310	Peak	Vertical	
7	5995.50	56.73	13.68	43.05	68.20	-11.47	200	310	Peak	Vertical	