

Appendix B: Test Results of Radiated Spurious Emissions & Conducted Emissions on a.c. mais port Test

Band Edges, 2.31GHz ~ 2.9GHz

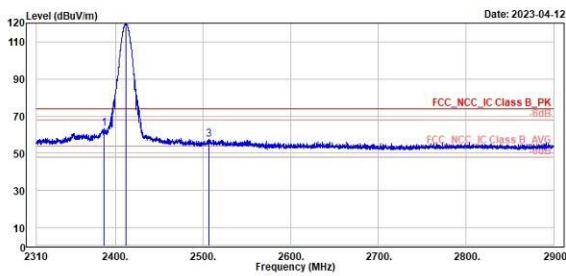
802.11b

Low Channel (Horizontal) Peak

Low Channel (Vertical) Peak



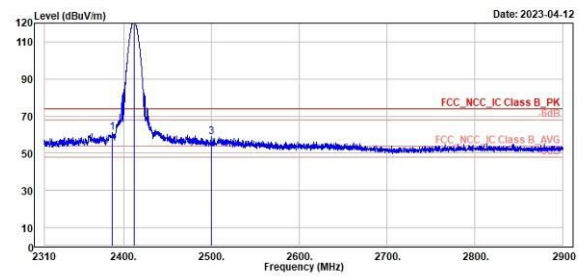
TÜV Rheinland Taiwan Ltd.
No. 458-18, Sec 2, Fenliao, Linkou Dist., New Taipei City 244, Taiwan(R.O.C.)
Tel: +886-2172-1000 Fax: +886-2172-1322



Peak	Freq (MHz)	Level (dBuV/m)	Read Level (dBuV)	Factor (dB/m)	Limit (dBuV/m)	Over Limit (dB)	APos (cm)	TPos (deg)	Remark	Pol/Phase	Note
1	2387.172	63.25	25.68	37.57	74.00	-10.75	160	144	Peak	Horizontal	
2 *	2412.000	119.81	82.16	37.65	74.00	45.81	160	144	Peak	Horizontal	
3	2596.470	57.38	19.52	37.86	74.00	-16.62	160	144	Peak	Horizontal	



TÜV Rheinland Taiwan Ltd.
No. 458-18, Sec 2, Fenliao, Linkou Dist., New Taipei City 244, Taiwan(R.O.C.)
Tel: +886-2172-1000 Fax: +886-2172-1322



Peak	Freq (MHz)	Level (dBuV/m)	Read Level (dBuV)	Factor (dB/m)	Limit (dBuV/m)	Over Limit (dB)	APos (cm)	TPos (deg)	Remark	Pol/Phase	Note
1	2387.172	61.14	23.57	37.57	74.00	-12.86	220	143	Peak	Vertical	
2 *	2412.000	121.25	83.60	37.65	74.00	47.25	220	143	Peak	Vertical	
3	2499.862	58.92	21.07	37.85	74.00	-15.08	220	143	Peak	Vertical	

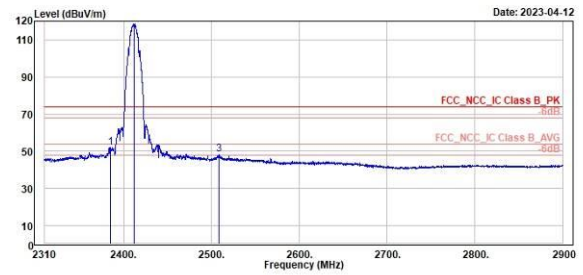
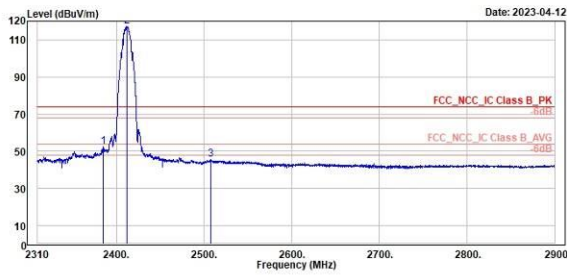
802.11b

Low Channel (Horizontal) Average

Low Channel (Vertical) Average

TÜVRheinland
TUV Rheinland Taiwan Ltd.
No. 458-18, Sec 2, Fenliao, Linkou Dist., New Taipei City 244, Taiwan(R.O.C.)
Tel: +886-2172-1000 Fax: +886-2172-1322

TÜVRheinland
TUV Rheinland Taiwan Ltd.
No. 458-18, Sec 2, Fenliao, Linkou Dist., New Taipei City 244, Taiwan(R.O.C.)
Tel: +886-2172-1000 Fax: +886-2172-1322



Freq	Level	Read	Limit	Over	APos	TPos	Remark	Pol/Phase	Note
MHz	dBuV/m	dBuV	dB/m	dBuV/m	dB	cm	deg		
1 2385.284	52.28	14.73	37.55	54.00	-1.72	160	144 Average	Horizontal	
2 * 2412.000	117.35	79.70	37.65	54.00	63.35	160	144 Average	Horizontal	
3 2507.414	45.50	7.64	37.86	54.00	-8.50	160	144 Average	Horizontal	

Freq	Level	Read	Limit	Over	APos	TPos	Remark	Pol/Phase	Note
MHz	dBuV/m	dBuV	dB/m	dBuV/m	dB	cm	deg		
1 2385.284	52.13	14.58	37.55	54.00	-1.87	220	143 Average	Vertical	
2 * 2412.000	118.58	80.93	37.65	54.00	64.58	220	143 Average	Vertical	
3 2508.712	48.15	10.29	37.86	54.00	-5.85	220	143 Average	Vertical	

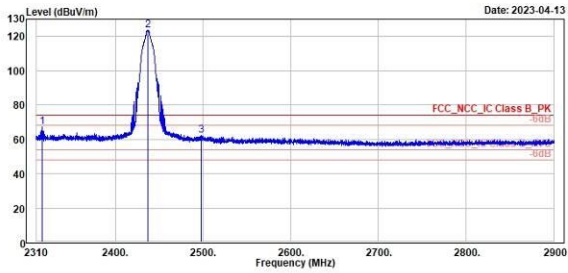
802.11b

Middle Channel (Horizontal) Peak

Middle Channel (Vertical) Peak



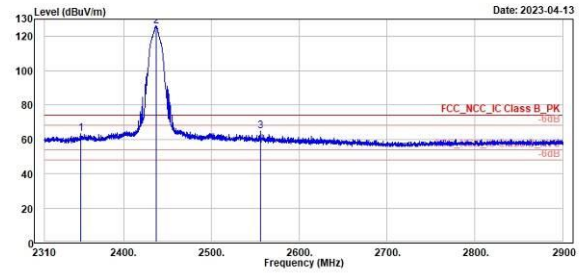
TUV Rheinland Taiwan Ltd.
No. 458-18, Sec 2, Fenliao, Linkou Dist., New Taipei City 244, Taiwan(R.O.C.)
Tel: +886-2172-1000 Fax: +886-2172-1322



Freq	Level	Read	Limit	Over	APos	TPos	Remark	Pol/Phase	Note
MHz	dBuV/m	dBuV	dB/m	dBuV/m	dB	cm	deg		
1	2316.498	67.05	30.22	36.83	74.00	-6.95	200	146 Peak	Horizontal
2	2437.000	123.88	86.44	37.36	74.00	49.88	200	146 Peak	Horizontal
3	2497.856	62.27	24.77	37.50	74.00	-11.73	200	146 Peak	Horizontal



TUV Rheinland Taiwan Ltd.
No. 458-18, Sec 2, Fenliao, Linkou Dist., New Taipei City 244, Taiwan(R.O.C.)
Tel: +886-2172-1000 Fax: +886-2172-1322



Freq	Level	Read	Limit	Over	APos	TPos	Remark	Pol/Phase	Note
MHz	dBuV/m	dBuV	dB/m	dBuV/m	dB	cm	deg		
1	2351.182	63.37	26.31	37.06	74.00	-10.63	175	148 Peak	Vertical
2	2437.000	125.98	88.62	37.36	74.00	51.98	175	148 Peak	Vertical
3	2555.448	64.62	27.17	37.45	74.00	-9.38	175	148 Peak	Vertical

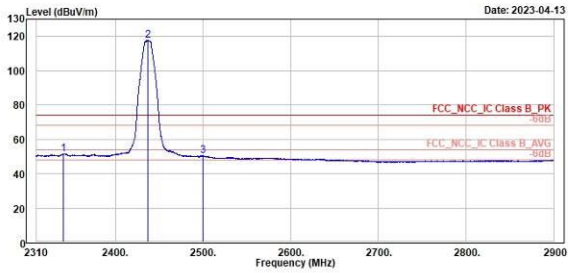
802.11b

Middle Channel (Horizontal) Average

Middle Channel (Vertical) Average



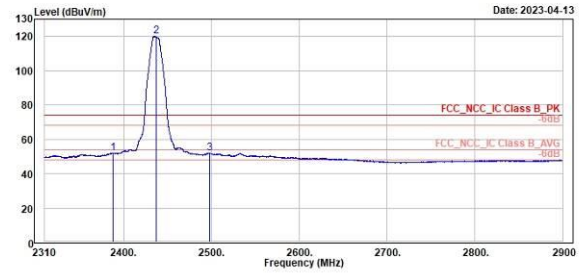
TÜV Rheinland Taiwan Ltd.
No. 458-18, Sec 2, Fenliao, Linkou Dist., New Taipei City 244, Taiwan(R.O.C.)
Tel: +886-2172-1000 Fax: +886-2172-1322



Freq	Level	Read Level	Factor	Limit Line	Over Limit	APos	TPos	Remark	Pol/Phase	Note
MHz	dBuV/m	dBuV	dB/m	dBuV/m	dB	cm	deg			
1 2340.600	51.53	14.54	36.99	54.00	-2.47	200	146	Average	Horizontal	
2 * 2437.000	117.75	80.39	37.36	54.00	63.75	200	146	Average	Horizontal	
3 2500.098	50.37	12.87	37.50	54.00	-3.63	200	146	Average	Horizontal	



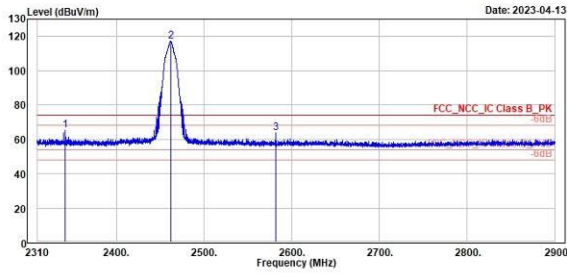
TÜV Rheinland Taiwan Ltd.
No. 458-18, Sec 2, Fenliao, Linkou Dist., New Taipei City 244, Taiwan(R.O.C.)
Tel: +886-2172-1000 Fax: +886-2172-1322



Freq	Level	Read Level	Factor	Limit Line	Over Limit	APos	TPos	Remark	Pol/Phase	Note
MHz	dBuV/m	dBuV	dB/m	dBuV/m	dB	cm	deg			
1 2387.526	52.02	14.92	37.10	54.00	-1.98	175	148	Average	Vertical	
2 * 2437.000	120.03	82.67	37.36	54.00	66.03	175	148	Average	Vertical	
3 2498.210	52.14	14.64	37.50	54.00	-1.86	175	148	Average	Vertical	

802.11b
High Channel (Horizontal) Peak
High Channel (Vertical) Peak

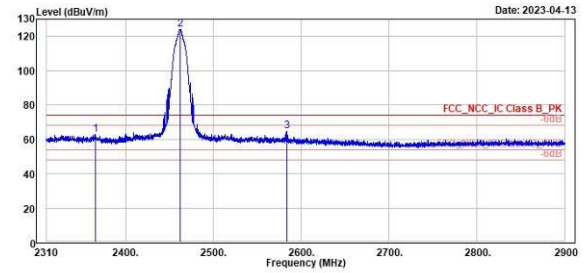

TÜV Rheinland Taiwan Ltd.
 No. 458-18, Sec 2, Fenliao, Linkou Dist., New Taipei City 244, Taiwan(R.O.C.)
 Tel: +886-2172-1000 Fax: +886-2172-1322



1	2	3
Level	Level	Level
Factor	Factor	Factor
Line	Line	Line
Limit	Limit	Limit
Over	Over	Over
Limit	Limit	Limit
Apos	Apos	Apos
TPos	TPos	TPos
Remark	Remark	Remark
Pol/Phase	Pol/Phase	Pol/Phase
Note	Note	Note
2342.18	2462.00	2581.99
65.30	117.20	63.59
28.30	79.73	26.11
37.00	37.47	37.48
74.00	74.00	74.00
-8.70	43.20	-10.41
200	200	200
228	228	228
Peak	Peak	Peak
Horizontal	Horizontal	Horizontal



TÜV Rheinland Taiwan Ltd.
 No. 458-18, Sec 2, Fenliao, Linkou Dist., New Taipei City 244, Taiwan(R.O.C.)
 Tel: +886-2172-1000 Fax: +886-2172-1322



1	2	3
Level	Level	Level
Factor	Factor	Factor
Line	Line	Line
Limit	Limit	Limit
Over	Over	Over
Limit	Limit	Limit
Apos	Apos	Apos
TPos	TPos	TPos
Remark	Remark	Remark
Pol/Phase	Pol/Phase	Pol/Phase
Note	Note	Note
2365.93	2462.00	2584.23
62.83	124.15	64.86
25.75	86.68	27.38
37.00	37.47	37.48
74.00	74.00	74.00
-11.17	50.15	-9.14
246	246	246
140	140	140
Peak	Peak	Peak
Vertical	Vertical	Vertical

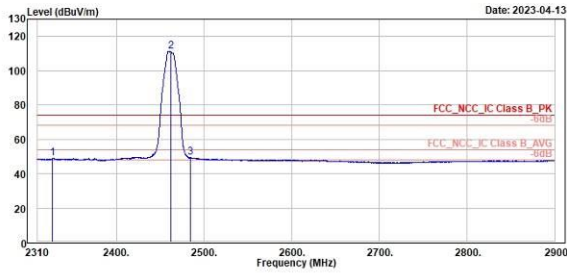
802.11b

High Channel (Horizontal) Average

High Channel (Vertical) Average



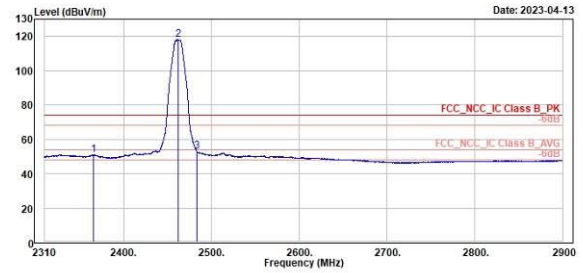
TÜV Rheinland Taiwan Ltd.
No. 458-18, Sec 2, Fenliao, Linkou Dist., New Taipei City 244, Taiwan(R.O.C.)
Tel: +886-2172-1000 Fax: +886-2172-1322



Freq	Level	Read	Limit	Over	APos	TPos	Remark	Pol/Phase	Note
MHz	dBuV/m	dBuV	dB/m	dBuV/m	dB	cm	deg		
1 2327.58	49.06	12.15	36.91	54.00	-4.94	200	228 Average	Horizontal	
2 * 2462.00	111.27	73.80	37.47	54.00	57.27	200	228 Average	Horizontal	
3 ! 2484.29	49.21	11.72	37.49	54.00	-4.79	200	228 Average	Horizontal	



TÜV Rheinland Taiwan Ltd.
No. 458-18, Sec 2, Fenliao, Linkou Dist., New Taipei City 244, Taiwan(R.O.C.)
Tel: +886-2172-1000 Fax: +886-2172-1322



Freq	Level	Read	Limit	Over	APos	TPos	Remark	Pol/Phase	Note
MHz	dBuV/m	dBuV	dB/m	dBuV/m	dB	cm	deg		
1 2365.58	50.99	13.91	37.08	54.00	-3.01	246	140 Average	Vertical	
2 * 2462.00	118.04	80.57	37.47	54.00	64.04	246	140 Average	Vertical	
3 ! 2483.58	52.77	15.29	37.48	54.00	-1.23	246	140 Average	Vertical	

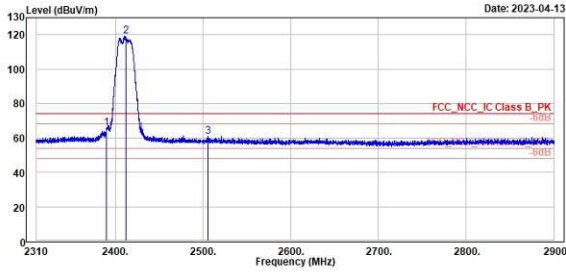
802.11g

Low Channel (Horizontal) Peak

Low Channel (Vertical) Peak



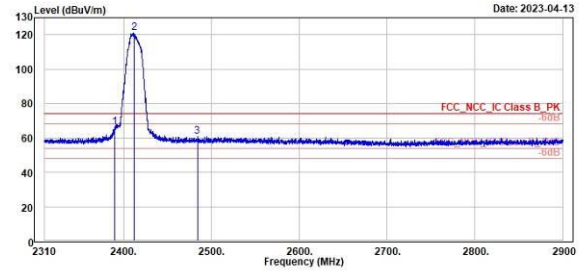
TUV Rheinland Taiwan Ltd.
No. 438-18, Sec 2, Fenliao, Linkou Dist., New Taipei City 244, Taiwan(R.O.C.)
Tel:+886-2172-1000 Fax:+886-2172-1322



Peak	Freq	Level	Read Level	Factor	Limit Line	Over Limit	APos	TPos	Remark	Pol/Phase	Note
	MHz	dBuV/m	dBuV	dB/m	dBuV/m	dB	cm	deg			
1	2389.886	65.75	28.65	37.10	74.00	-8.25	100	129	Peak	Horizontal	
2 *	2412.000	119.00	81.81	37.19	74.00	45.00	100	129	Peak	Horizontal	
3	2505.888	60.79	23.29	37.50	74.00	-13.21	100	129	Peak	Horizontal	



TUV Rheinland Taiwan Ltd.
No. 438-18, Sec 2, Fenliao, Linkou Dist., New Taipei City 244, Taiwan(R.O.C.)
Tel:+886-2172-1000 Fax:+886-2172-1322



Peak	Freq	Level	Read Level	Factor	Limit Line	Over Limit	APos	TPos	Remark	Pol/Phase	Note
	MHz	dBuV/m	dBuV	dB/m	dBuV/m	dB	cm	deg			
1	2389.768	66.31	29.21	37.10	74.00	-7.69	227	129	Peak	Vertical	
2 *	2412.000	121.19	84.00	37.19	74.00	47.19	227	129	Peak	Vertical	
3	2483.932	60.92	23.43	37.49	74.00	-13.08	227	129	Peak	Vertical	

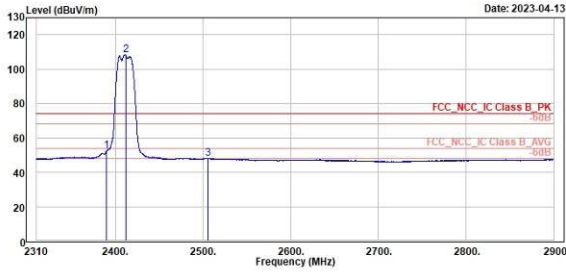
802.11g

Low Channel (Horizontal) Average

Low Channel (Vertical) Average



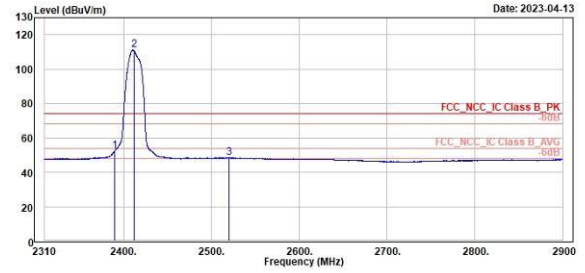
TUV Rheinland Taiwan Ltd.
No. 438-18, Sec 2, Fenliao, Linkou Dist., New Taipei City 244, Taiwan(R.O.C.)
Tel:+886-2172-1000 Fax:+886-2172-1322



Freq	Level	Read	Limit	Over	APos	TPos	Remark	Pol/Phase	Note
MHz	dBuV/m	dBuV	dB/m	dBuV/m	dB	cm	deg		
1 2390.004	52.21	15.11	37.10	54.00	-1.79	100	129 Average	Horizontal	
2 * 2412.000	108.45	71.26	37.19	54.00	54.45	100	129 Average	Horizontal	
3 ! 2505.644	48.04	10.54	37.50	54.00	-5.96	100	129 Average	Horizontal	



TUV Rheinland Taiwan Ltd.
No. 438-18, Sec 2, Fenliao, Linkou Dist., New Taipei City 244, Taiwan(R.O.C.)
Tel:+886-2172-1000 Fax:+886-2172-1322



Freq	Level	Read	Limit	Over	APos	TPos	Remark	Pol/Phase	Note
MHz	dBuV/m	dBuV	dB/m	dBuV/m	dB	cm	deg		
1 2390.004	52.42	15.32	37.10	54.00	-1.58	227	129 Average	Vertical	
2 * 2412.000	111.03	73.84	37.19	54.00	57.03	227	129 Average	Vertical	
3 ! 2520.040	48.48	11.00	37.48	54.00	-5.52	227	129 Average	Vertical	

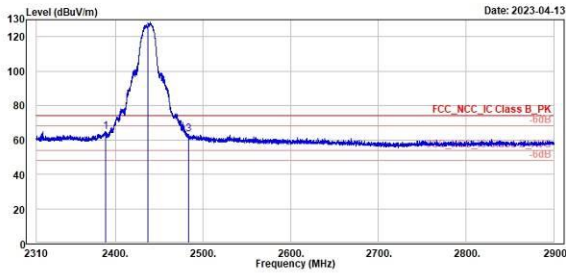
802.11g

Middle Channel (Horizontal) Peak

Middle Channel (Vertical) Peak



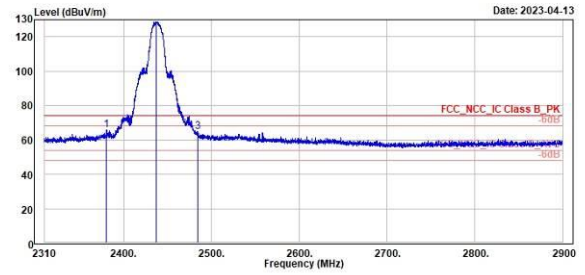
TÜV Rheinland Taiwan Ltd.
No. 438-18, Sec 2, Fenliao, Linkou Dist., New Taipei City 244, Taiwan(R.O.C.)
Tel: +886-2172-1000 Fax: +886-2172-1322



1	2	3
2388.824	2437.000	2483.578
64.63	128.56	63.22
27.53	91.20	25.74
37.10	37.36	37.48
74.00	74.00	74.00
-9.37	54.56	-10.78
222	222	222
145	145	145
Peak	Peak	Peak
Horizontal	Horizontal	Horizontal



TÜV Rheinland Taiwan Ltd.
No. 438-18, Sec 2, Fenliao, Linkou Dist., New Taipei City 244, Taiwan(R.O.C.)
Tel: +886-2172-1000 Fax: +886-2172-1322



1	2	3
2379.974	2437.000	2484.286
65.68	128.41	64.85
28.59	91.05	27.36
37.09	37.36	37.49
74.00	74.00	74.00
-8.32	54.41	-9.15
152	152	152
148	148	148
Peak	Peak	Peak
Vertical	Vertical	Vertical

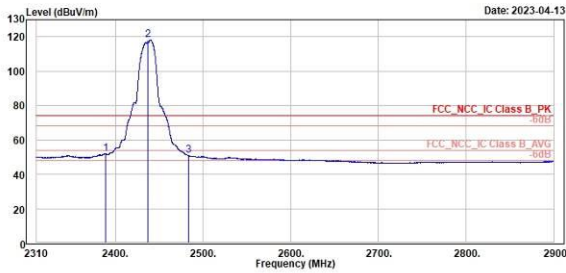
802.11g

Middle Channel (Horizontal) Average

Middle Channel (Vertical) Average



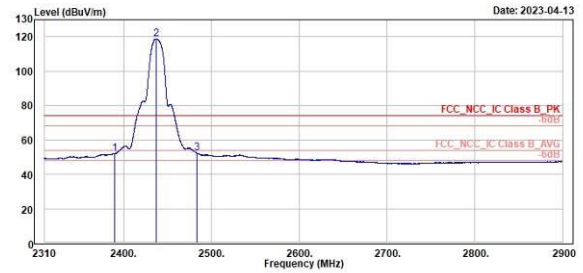
TÜV Rheinland Taiwan Ltd.
No. 438-18, Sec 2, Fenhiao, Linkou Dist., New Taipei City 244, Taiwan(R.O.C.)
Tel:+886-2172-1000 Fax:+886-2172-1322



Freq	Level	Read	Limit	Over	APos	TPos	Remark	Pol/Phase	Note
MHz	dBuV/m	dBuV	dB/m	dBuV/m	dB	cm	deg		
1	2388.706	51.93	14.83	37.10	54.00	-2.07	222	145 Average	Horizontal
2	2437.000	118.08	80.72	37.36	54.00	64.08	222	145 Average	Horizontal
3	2483.460	50.86	13.38	37.48	54.00	-3.14	222	145 Average	Horizontal



TÜV Rheinland Taiwan Ltd.
No. 438-18, Sec 2, Fenhiao, Linkou Dist., New Taipei City 244, Taiwan(R.O.C.)
Tel:+886-2172-1000 Fax:+886-2172-1322



Freq	Level	Read	Limit	Over	APos	TPos	Remark	Pol/Phase	Note
MHz	dBuV/m	dBuV	dB/m	dBuV/m	dB	cm	deg		
1	2390.004	51.96	14.86	37.10	54.00	-2.04	152	148 Average	Vertical
2	2437.000	118.08	81.44	37.36	54.00	64.80	152	148 Average	Vertical
3	2483.460	52.34	14.86	37.48	54.00	-1.66	152	148 Average	Vertical

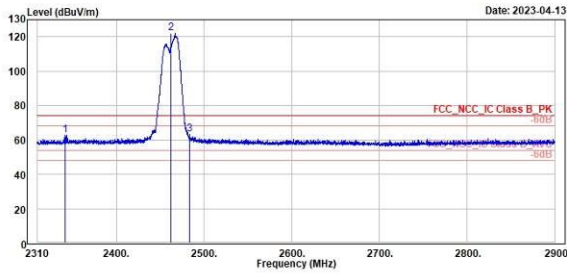
802.11g

High Channel (Horizontal) Peak

High Channel (Vertical) Peak



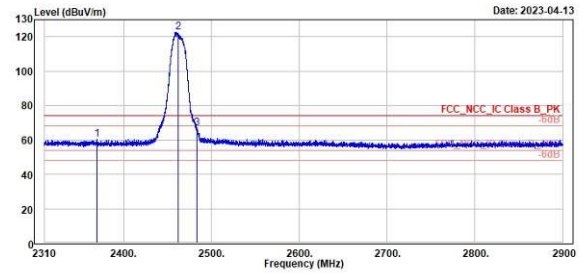
TÜV Rheinland Taiwan Ltd.
No. 438-18, Sec 2, Fenliao, Linkou Dist., New Taipei City 244, Taiwan(R.O.C.)
Tel: +886-2172-1000 Fax: +886-2172-1322



Peak	Freq	Level	Read Level	Factor	Limit Line	Over Limit	APos	TPos	Remark	Pol/Phase	Note
	MHz	dBuV/m	dBuV	dB/m	dBuV/m	dB	cm	deg			
1	2341.868	62.83	25.83	37.00	74.00	-11.17	241	264	Peak	Horizontal	
2 *	2462.088	122.03	84.56	37.47	74.00	48.03	241	264	Peak	Horizontal	
3	2483.468	63.20	25.72	37.48	74.00	-10.80	241	264	Peak	Horizontal	



TÜV Rheinland Taiwan Ltd.
No. 438-18, Sec 2, Fenliao, Linkou Dist., New Taipei City 244, Taiwan(R.O.C.)
Tel: +886-2172-1000 Fax: +886-2172-1322



Peak	Freq	Level	Read Level	Factor	Limit Line	Over Limit	APos	TPos	Remark	Pol/Phase	Note
	MHz	dBuV/m	dBuV	dB/m	dBuV/m	dB	cm	deg			
1	2369.354	60.06	22.98	37.08	74.00	-13.94	245	149	Peak	Vertical	
2 *	2462.088	122.72	85.25	37.47	74.00	48.72	245	149	Peak	Vertical	
3	2483.696	66.75	29.26	37.49	74.00	-7.25	245	149	Peak	Vertical	

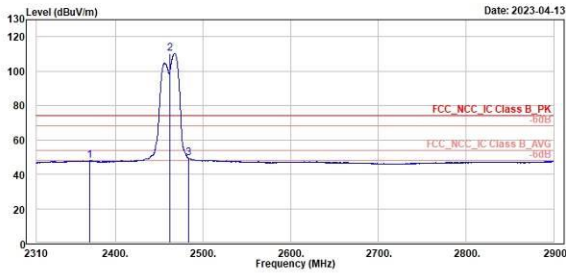
802.11g

High Channel (Horizontal) Average

High Channel (Vertical) Average



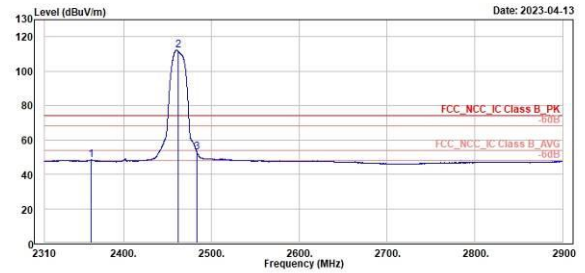
TUV Rheinland Taiwan Ltd.
No. 438-18, Sec 2, Fenliao, Linkou Dist., New Taipei City 244, Taiwan(R.O.C.)
Tel:+886-2172-1000 Fax:+886-2172-1322



Freq	Level	Read	Limit	Over	APos	TPos	Remark	Pol/Phase	Note
MHz	dBuV/m	dBuV	dB/m	dBuV/m	dB	cm	deg		
1	2370.652	47.84	10.76	37.08	54.00	-6.16	241	264 Average	Horizontal
2	2462.000	110.34	72.87	37.47	54.00	56.34	241	264 Average	Horizontal
3	2483.460	49.31	11.83	37.48	54.00	-4.69	241	264 Average	Horizontal



TUV Rheinland Taiwan Ltd.
No. 438-18, Sec 2, Fenliao, Linkou Dist., New Taipei City 244, Taiwan(R.O.C.)
Tel:+886-2172-1000 Fax:+886-2172-1322



Freq	Level	Read	Limit	Over	APos	TPos	Remark	Pol/Phase	Note
MHz	dBuV/m	dBuV	dB/m	dBuV/m	dB	cm	deg		
1	2362.982	48.33	11.26	37.07	54.00	-5.67	245	149 Average	Vertical
2	2462.000	112.41	74.94	37.47	54.00	58.41	245	149 Average	Vertical
3	2483.460	52.67	15.19	37.48	54.00	-1.33	245	149 Average	Vertical

802.11ax HE20

Low Channel (Horizontal) Peak

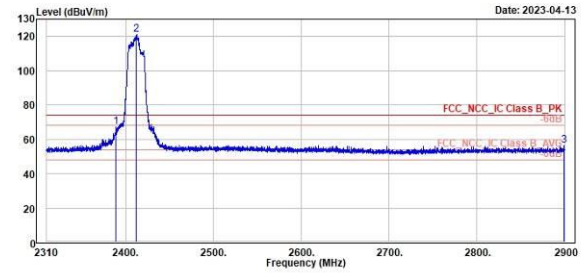
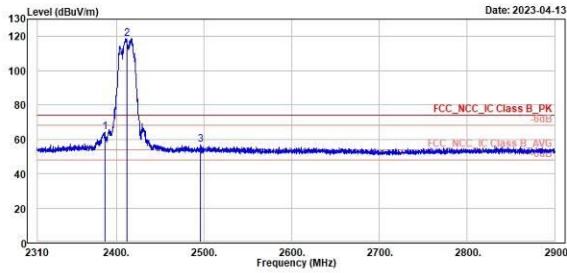
Low Channel (Vertical) Peak



TÜV Rheinland Taiwan Ltd.
No. 438-18, Sec 2, Fenliao, Linkou Dist., New Taipei City 244, Taiwan(R.O.C.)
Tel: +886-2172-1000 Fax: +886-2172-1322



TÜV Rheinland Taiwan Ltd.
No. 438-18, Sec 2, Fenliao, Linkou Dist., New Taipei City 244, Taiwan(R.O.C.)
Tel: +886-2172-1000 Fax: +886-2172-1322



Freq	Level	Read	Limit	Over	APos	TPos	Remark	Pol/Phase	Note
MHz	dBuV/m	dBuV	dB/m	dBuV/m	dB	cm	deg		
1	2387.054	64.40	27.38	37.10	74.00	-9.52	100	129 Peak	Horizontal
2	2412.000	118.84	81.65	37.19	74.00	44.84	100	129 Peak	Horizontal
3	2495.968	56.81	19.31	37.50	74.00	-17.19	100	129 Peak	Horizontal

Freq	Level	Read	Limit	Over	APos	TPos	Remark	Pol/Phase	Note
MHz	dBuV/m	dBuV	dB/m	dBuV/m	dB	cm	deg		
1	2389.060	67.31	30.21	37.10	74.00	-6.69	224	107 Peak	Vertical
2	2412.000	120.96	83.77	37.19	74.00	46.96	224	107 Peak	Vertical
3	2899.174	56.28	18.31	37.97	74.00	-17.72	224	107 Peak	Vertical

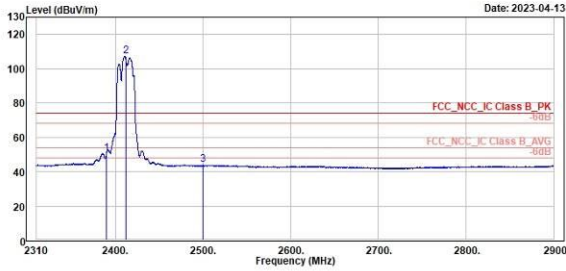
802.11ax HE20

Low Channel (Horizontal) Average

Low Channel (Vertical) Average



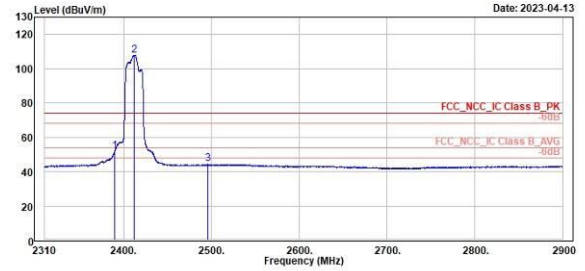
TUV Rheinland Taiwan Ltd.
No. 458-18, Sec 2, Fenliao, Linkou Dist., New Taipei City 244, Taiwan(R.O.C.)
Tel: +886-2172-1000 Fax: +886-2172-1322



Freq	Level	Read	Limit	Over	APos	TPos	Remark	Pol/Phase	Note
MHz	dBuV/m	dBuV	dB/m	dBuV/m	dB	cm	deg		
1	2399.004	58.60	13.50	37.10	54.00	-3.40	100	129 Average	Horizontal
2	2412.000	107.48	70.29	37.19	54.00	53.48	100	129 Average	Horizontal
3	2500.098	43.75	6.25	37.50	54.00	-10.25	100	129 Average	Horizontal



TUV Rheinland Taiwan Ltd.
No. 458-18, Sec 2, Fenliao, Linkou Dist., New Taipei City 244, Taiwan(R.O.C.)
Tel: +886-2172-1000 Fax: +886-2172-1322



Freq	Level	Read	Limit	Over	APos	TPos	Remark	Pol/Phase	Note
MHz	dBuV/m	dBuV	dB/m	dBuV/m	dB	cm	deg		
1	2389.650	51.72	14.62	37.10	54.00	-2.28	224	107 Average	Vertical
2	2412.000	107.04	70.75	37.19	54.00	53.04	224	107 Average	Vertical
3	2496.086	44.43	6.93	37.50	54.00	-9.57	224	107 Average	Vertical

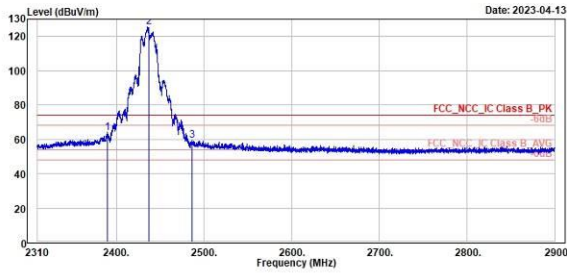
802.11ax HE20

Middle Channel (Horizontal) Peak

Middle Channel (Vertical) Peak



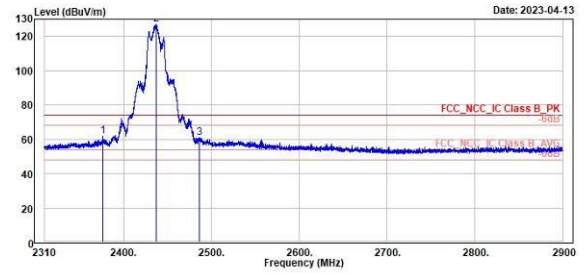
TUV Rheinland Taiwan Ltd.
No. 458-18, Sec 2, Fenliao, Linkou Dist., New Taipei City 244, Taiwan(R.O.C.)
Tel: +886-2172-1000 Fax: +886-2172-1322



Freq	Level	Read	Limit	Over	Apos	TPos	Remark	Pol/Phase	Note
MHz	dBuV/m	dBuV	dB/m	dBuV/m	dB	cm	deg		
1	2389.886	63.57	26.47	37.10	74.00	-10.43	118	127 Peak	Horizontal
2	* 2437.688	125.69	89.33	37.36	74.00	51.69	118	127 Peak	Horizontal
3	2486.764	59.21	21.72	37.49	74.00	-14.79	118	127 Peak	Horizontal



TUV Rheinland Taiwan Ltd.
No. 458-18, Sec 2, Fenliao, Linkou Dist., New Taipei City 244, Taiwan(R.O.C.)
Tel: +886-2172-1000 Fax: +886-2172-1322



Freq	Level	Read	Limit	Over	Apos	TPos	Remark	Pol/Phase	Note
MHz	dBuV/m	dBuV	dB/m	dBuV/m	dB	cm	deg		
1	2376.316	61.89	24.80	37.09	74.00	-12.11	151	151 Peak	Vertical
2	* 2437.688	127.18	89.82	37.36	74.00	53.18	151	151 Peak	Vertical
3	2486.528	60.76	23.27	37.49	74.00	-13.24	151	151 Peak	Vertical

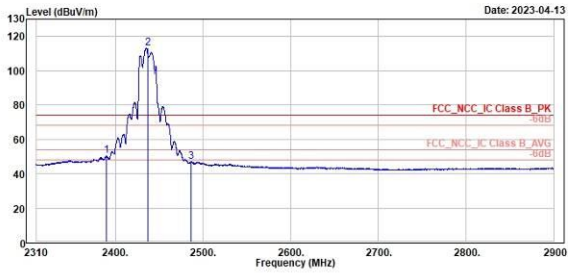
802.11ax HE20

Middle Channel (Horizontal) Average

Middle Channel (Vertical) Average



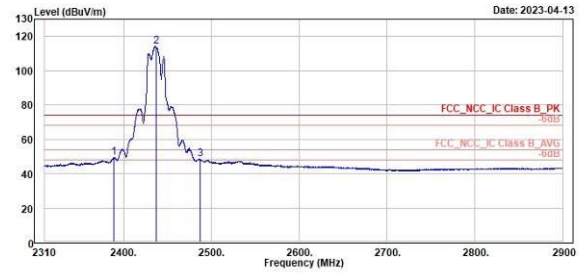
TÜV Rheinland Taiwan Ltd.
No. 458-18, Sec 2, Fenliao, Linkou Dist., New Taipei City 244, Taiwan(R.O.C.)
Tel: +886-2172-1000 Fax: +886-2172-1322



Freq	Level	Read	Limit	Over	Apos	TPos	Remark	Pol/Phase	Note
MHz	dBuV/m	dBuV	dB/m	dBuV/m	dB	cm	deg		
1 2390.004	50.28	13.18	37.18	54.00	-3.72	118	127 Average	Horizontal	
2 * 2437.000	113.15	75.79	37.36	54.00	59.15	118	127 Average	Horizontal	
3 2486.764	46.88	9.39	37.49	54.00	-7.12	118	127 Average	Horizontal	



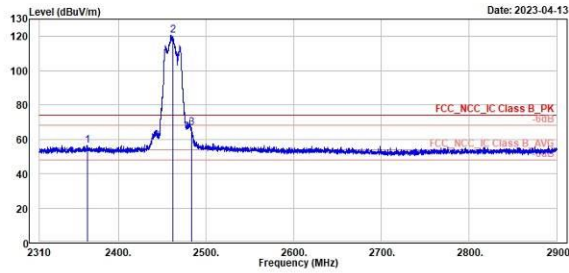
TÜV Rheinland Taiwan Ltd.
No. 458-18, Sec 2, Fenliao, Linkou Dist., New Taipei City 244, Taiwan(R.O.C.)
Tel: +886-2172-1000 Fax: +886-2172-1322



Freq	Level	Read	Limit	Over	Apos	TPos	Remark	Pol/Phase	Note
MHz	dBuV/m	dBuV	dB/m	dBuV/m	dB	cm	deg		
1 2388.942	49.33	12.23	37.18	54.00	-4.67	151	151 Average	Vertical	
2 * 2437.000	114.23	76.87	37.36	54.00	60.23	151	151 Average	Vertical	
3 2487.000	48.40	10.91	37.49	54.00	-5.60	151	151 Average	Vertical	

802.11ax HE20
High Channel (Horizontal) Peak
High Channel (Vertical) Peak

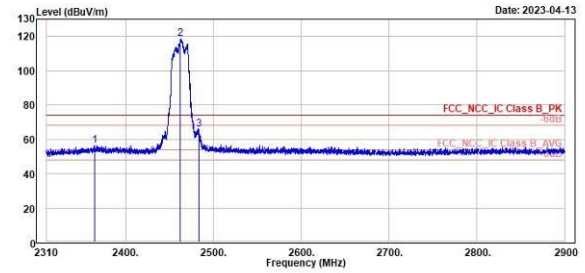

TÜV Rheinland Taiwan Ltd.
 No. 458-18, Sec 2, Fenliao, Linkou Dist., New Taipei City 244, Taiwan(R.O.C.)
 Tel: +886-2172-1000 Fax: +886-2172-1322



Peak	Freq (MHz)	Level (dBuV/m)	Read Level (dBuV)	Factor (dB/m)	Limit Line (dBuV/m)	Over Limit (dB)	APos (cm)	TPos (deg)	Remark	Pol/Phase	Note
1	2364.634	56.57	19.49	37.08	74.00	-17.43	242	132	Peak	Vertical	
2	2462.000	120.51	83.04	37.47	74.00	46.51	242	132	Peak	Vertical	
3	2483.578	66.59	29.11	37.48	74.00	-7.41	242	132	Peak	Vertical	



TÜV Rheinland Taiwan Ltd.
 No. 458-18, Sec 2, Fenliao, Linkou Dist., New Taipei City 244, Taiwan(R.O.C.)
 Tel: +886-2172-1000 Fax: +886-2172-1322



Peak	Freq (MHz)	Level (dBuV/m)	Read Level (dBuV)	Factor (dB/m)	Limit Line (dBuV/m)	Over Limit (dB)	APos (cm)	TPos (deg)	Remark	Pol/Phase	Note
1	2364.390	56.50	19.42	37.08	74.00	-17.50	400	124	Peak	Horizontal	
2	2462.000	118.69	81.22	37.47	74.00	44.69	400	124	Peak	Horizontal	
3	2483.460	65.98	28.50	37.48	74.00	-8.02	400	124	Peak	Horizontal	

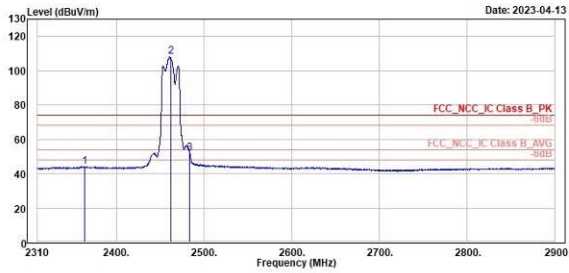
802.11ax HE20

High Channel (Horizontal) Average

High Channel (Vertical) Average



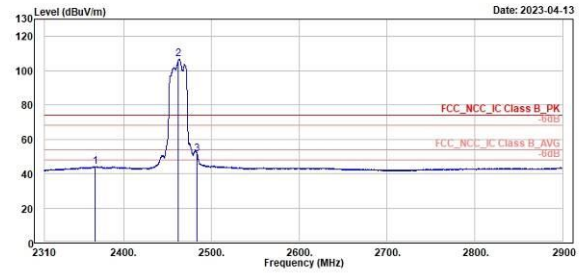
TÜV Rheinland Taiwan Ltd.
No. 458-18, Sec 2, Fenliao, Linkou Dist., New Taipei City 244, Taiwan(R.O.C.)
Tel: +886-2172-1000 Fax: +886-2172-1322



Freq	Level	Read	Limit	Over	APos	TPos	Remark	Pol/Phase	Note
MHz	dBuV/m	dBuV	dB/m	dBuV/m	dB	cm	deg		
1	2364.844	44.20	7.13	37.07	54.00	-9.80	242	132 Average	Vertical
2	* 2462.000	108.16	70.69	37.47	54.00	54.16	242	132 Average	Vertical
3	! 2483.460	52.14	14.66	37.48	54.00	-1.86	242	132 Average	Vertical



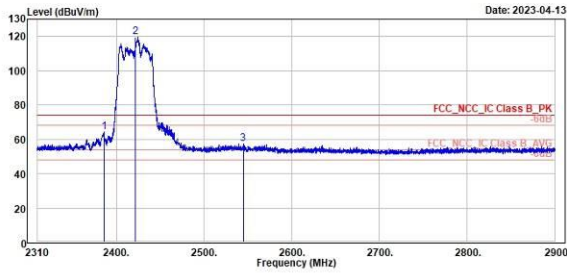
TÜV Rheinland Taiwan Ltd.
No. 458-18, Sec 2, Fenliao, Linkou Dist., New Taipei City 244, Taiwan(R.O.C.)
Tel: +886-2172-1000 Fax: +886-2172-1322



Freq	Level	Read	Limit	Over	APos	TPos	Remark	Pol/Phase	Note
MHz	dBuV/m	dBuV	dB/m	dBuV/m	dB	cm	deg		
1	2367.820	44.19	7.11	37.08	54.00	-9.81	400	124 Average	Horizontal
2	* 2462.000	107.01	69.54	37.47	54.00	53.01	400	124 Average	Horizontal
3	! 2483.460	51.55	14.07	37.48	54.00	-2.45	400	124 Average	Horizontal

802.11ax HE40
Low Channel (Horizontal) Peak
Low Channel (Vertical) Peak

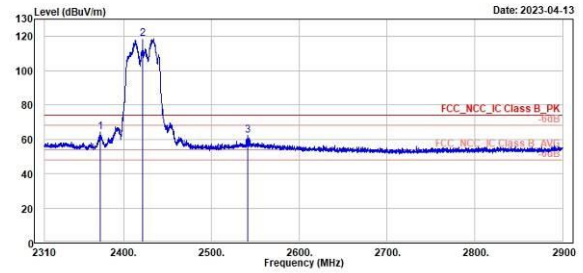

TÜV Rheinland Taiwan Ltd.
 No. 458-18, Sec 2, Fenliao, Linkou Dist., New Taipei City 244, Taiwan(R.O.C.)
 Tel: +886-2172-1000 Fax: +886-2172-1322



Peak	Freq (MHz)	Level (dBuV/m)	Read Level (dBuV)	Factor (dB/m)	Limit Line (dBuV/m)	Over Limit (dB)	APos (cm)	TPos (deg)	Remark	Pol/Phase	Note
1	2385.638	64.47	27.38	37.09	74.00	-9.53	377	146	Peak	Horizontal	
2	2422.000	118.43	82.17	37.26	74.00	45.43	377	146	Peak	Horizontal	
3	2544.702	57.43	19.98	37.45	74.00	-16.57	377	146	Peak	Horizontal	



TÜV Rheinland Taiwan Ltd.
 No. 458-18, Sec 2, Fenliao, Linkou Dist., New Taipei City 244, Taiwan(R.O.C.)
 Tel: +886-2172-1000 Fax: +886-2172-1322



Peak	Freq (MHz)	Level (dBuV/m)	Read Level (dBuV)	Factor (dB/m)	Limit Line (dBuV/m)	Over Limit (dB)	APos (cm)	TPos (deg)	Remark	Pol/Phase	Note
1	2373.720	64.39	27.31	37.08	74.00	-9.61	349	164	Peak	Vertical	
2	2422.000	118.49	81.23	37.26	74.00	44.49	349	164	Peak	Vertical	
3	2541.044	62.30	24.84	37.46	74.00	-11.70	349	164	Peak	Vertical	

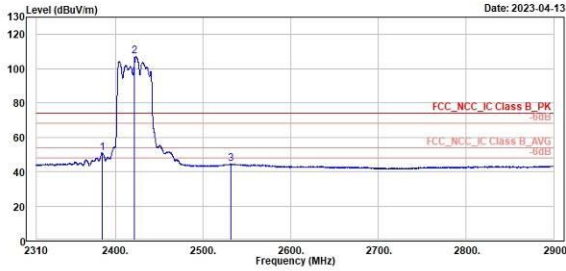
802.11ax HE40

Low Channel (Horizontal) Average

Low Channel (Vertical) Average



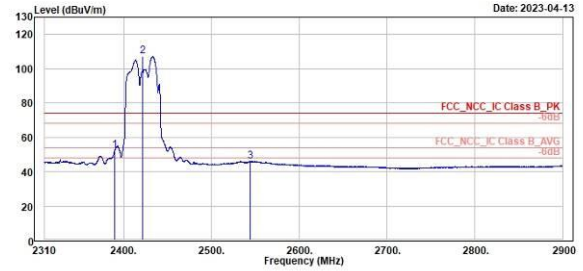
TUV Rheinland Taiwan Ltd.
No. 458-18, Sec 2, Fenliao, Linkou Dist., New Taipei City 244, Taiwan(R.O.C.)
Tel: +886-2172-1000 Fax: +886-2172-1322



Freq	Level	Read Level	Factor	Limit Line	Over Limit	APos	TPos	Remark	Pol/Phase	Note
MHz	dBuV/m	dBuV	dB/m	dBuV/m	dB	cm	deg			
1 2385.166	51.13	14.04	37.09	54.00	-2.87	377	146	Average	Horizontal	
2 * 2422.000	107.21	69.95	37.26	54.00	53.21	377	146	Average	Horizontal	
3 2531.250	44.44	6.97	37.47	54.00	-9.56	377	146	Average	Horizontal	



TUV Rheinland Taiwan Ltd.
No. 458-18, Sec 2, Fenliao, Linkou Dist., New Taipei City 244, Taiwan(R.O.C.)
Tel: +886-2172-1000 Fax: +886-2172-1322



Freq	Level	Read Level	Factor	Limit Line	Over Limit	APos	TPos	Remark	Pol/Phase	Note
MHz	dBuV/m	dBuV	dB/m	dBuV/m	dB	cm	deg			
1 2390.004	52.54	15.44	37.10	54.00	-1.46	349	164	Average	Vertical	
2 * 2422.000	107.22	69.96	37.26	54.00	53.22	349	164	Average	Vertical	
3 2544.112	46.02	8.57	37.45	54.00	-7.98	349	164	Average	Vertical	

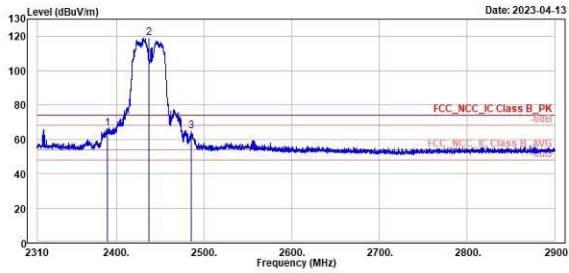
802.11ax HE40

Middle Channel (Horizontal) Peak

Middle Channel (Vertical) Peak



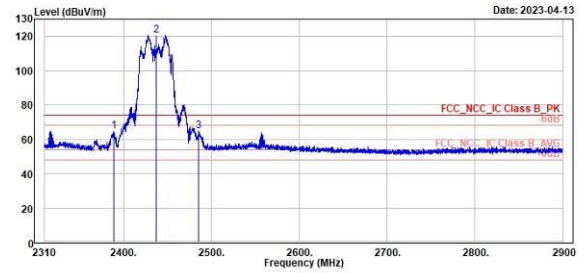
TUV Rheinland Taiwan Ltd.
No. 458-18, Sec 2, Fenliao, Linkou Dist., New Taipei City 244, Taiwan(R.O.C.)
Tel: +886-2172-1000 Fax: +886-2172-1322



Freq	Level	Read	Limit	Over	Apos	TPos	Remark	Pol/Phase	Note
MHz	dBuV/m	dBuV	dB/m	dBuV/m	dB	cm	deg		
1	2389.53	66.45	29.35	37.10	74.00	-7.55	388	214 Peak	Horizontal
2 *	2437.00	119.31	81.95	37.36	74.00	45.31	388	214 Peak	Horizontal
3	2485.35	64.58	27.09	37.49	74.00	-9.42	388	214 Peak	Horizontal



TUV Rheinland Taiwan Ltd.
No. 458-18, Sec 2, Fenliao, Linkou Dist., New Taipei City 244, Taiwan(R.O.C.)
Tel: +886-2172-1000 Fax: +886-2172-1322



Freq	Level	Read	Limit	Over	Apos	TPos	Remark	Pol/Phase	Note
MHz	dBuV/m	dBuV	dB/m	dBuV/m	dB	cm	deg		
1	2389.53	65.00	27.90	37.10	74.00	-9.00	347	165 Peak	Vertical
2 *	2437.00	120.63	83.27	37.36	74.00	46.63	347	165 Peak	Vertical
3	2485.23	64.68	27.19	37.49	74.00	-9.32	347	165 Peak	Vertical

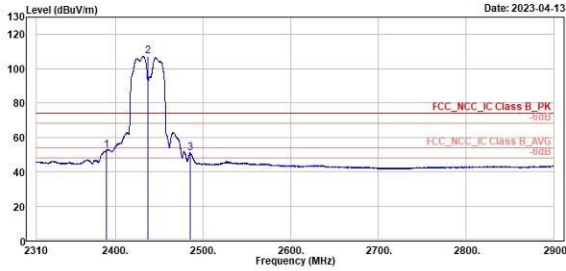
802.11ax HE40

Middle Channel (Horizontal) Average

Middle Channel (Vertical) Average



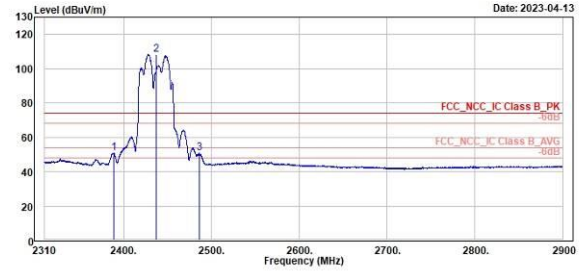
TÜV Rheinland Taiwan Ltd.
No. 458-18, Sec 2, Fenliao, Linkou Dist., New Taipei City 244, Taiwan(R.O.C.)
Tel: +886-2172-1000 Fax: +886-2172-1322



Freq	Level	Read	Level	Factor	Limit	Over	Apos	TPos	Remark	Pol/Phase	Note
MHz	dBuV/m	dBuV	dB/m	dB/m	dBuV/m	dB	cm	deg			
1	2389.77	52.39	15.29	37.10	54.00	-1.61	308	214	Average	Horizontal	
2 *	2437.00	107.15	69.79	37.36	54.00	53.15	308	214	Average	Horizontal	
3 !	2485.58	50.89	13.40	37.49	54.00	-3.11	308	214	Average	Horizontal	



TÜV Rheinland Taiwan Ltd.
No. 458-18, Sec 2, Fenliao, Linkou Dist., New Taipei City 244, Taiwan(R.O.C.)
Tel: +886-2172-1000 Fax: +886-2172-1322



Freq	Level	Read	Level	Factor	Limit	Over	Apos	TPos	Remark	Pol/Phase	Note
MHz	dBuV/m	dBuV	dB/m	dB/m	dBuV/m	dB	cm	deg			
1	2388.71	50.73	13.63	37.10	54.00	-3.27	347	165	Average	Vertical	
2 *	2437.00	108.36	71.00	37.36	54.00	54.36	347	165	Average	Vertical	
3 !	2486.17	50.68	13.19	37.49	54.00	-3.32	347	165	Average	Vertical	

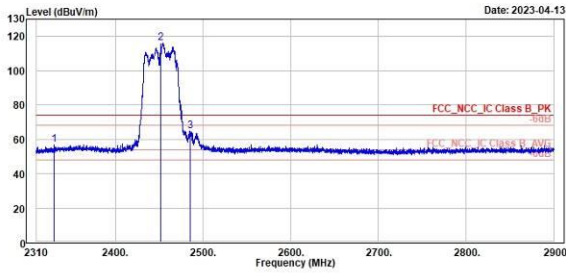
802.11ax HE40

High Channel (Horizontal) Peak

High Channel (Vertical) Peak



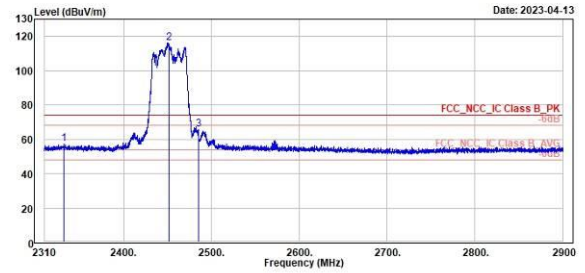
TÜV Rheinland Taiwan Ltd.
No. 438-18, Sec. 2, Fenliao, Linkou Dist., New Taipei City 244, Taiwan(R.O.C.)
Tel: +886-2172-1000 Fax: +886-2172-1322



Freq	Level	Read	Limit	Over	APos	TPos	Remark	Pol/Phase	Note
MHz	dBuV/m	dBuV	dB/m	dBuV/m	dB	cm	deg		
1	2330.069	56.99	20.07	36.92	74.00	-17.01	368	159 Peak	Horizontal
2	* 2452.000	116.10	78.64	37.46	74.00	42.10	368	159 Peak	Horizontal
3	2485.230	64.78	27.29	37.49	74.00	-9.22	368	159 Peak	Horizontal



TÜV Rheinland Taiwan Ltd.
No. 438-18, Sec. 2, Fenliao, Linkou Dist., New Taipei City 244, Taiwan(R.O.C.)
Tel: +886-2172-1000 Fax: +886-2172-1322



Freq	Level	Read	Limit	Over	APos	TPos	Remark	Pol/Phase	Note
MHz	dBuV/m	dBuV	dB/m	dBuV/m	dB	cm	deg		
1	2331.712	57.17	20.23	36.94	74.00	-16.83	246	139 Peak	Vertical
2	* 2452.000	116.10	78.72	37.46	74.00	42.18	246	139 Peak	Vertical
3	2485.230	65.62	28.13	37.49	74.00	-8.38	246	139 Peak	Vertical

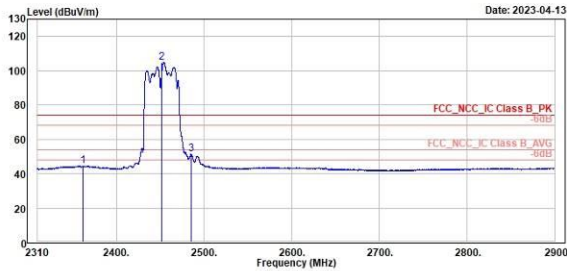
802.11ax HE40

High Channel (Horizontal) Average

High Channel (Vertical) Average



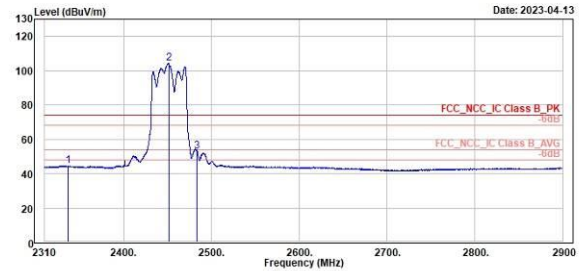
TÜV Rheinland Taiwan Ltd.
No. 458-18, Sec 2, Fenliao, Linkou Dist., New Taipei City 244, Taiwan(R.O.C.)
Tel: +886-2172-1000 Fax: +886-2172-1322



Freq	Level	Read	Limit	Over	APos	TPos	Remark	Pol/Phase	Note
MHz	dBuV/m	dBuV	dB/m	dBuV/m	dB	cm	deg		
1	2361.604	44.53	7.46	37.07	54.00	-9.47	368	159 Average	Horizontal
2	* 2452.000	104.67	67.21	37.46	54.00	50.67	368	159 Average	Horizontal
3	! 2485.112	51.33	13.84	37.49	54.00	-2.67	368	159 Average	Horizontal



TÜV Rheinland Taiwan Ltd.
No. 458-18, Sec 2, Fenliao, Linkou Dist., New Taipei City 244, Taiwan(R.O.C.)
Tel: +886-2172-1000 Fax: +886-2172-1322



Freq	Level	Read	Limit	Over	APos	TPos	Remark	Pol/Phase	Note
MHz	dBuV/m	dBuV	dB/m	dBuV/m	dB	cm	deg		
1	2336.660	44.60	7.63	36.97	54.00	-9.40	246	139 Average	Vertical
2	* 2452.000	104.44	66.98	37.46	54.00	50.44	246	139 Average	Vertical
3	! 2483.460	52.84	15.36	37.48	54.00	-1.16	246	139 Average	Vertical

Spurious Emissions, Tx Mode, 9kHz ~ 30MHz

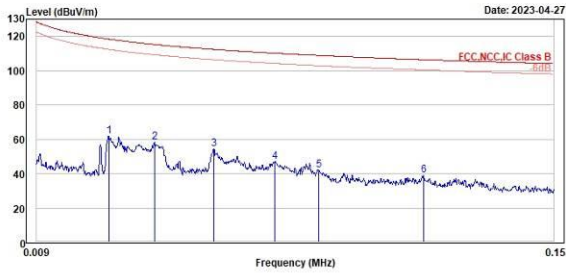
802.11ax HE40

High Channel 9kHz~150kHz(Open)

High Channel 150kHz~30MHz(Open)



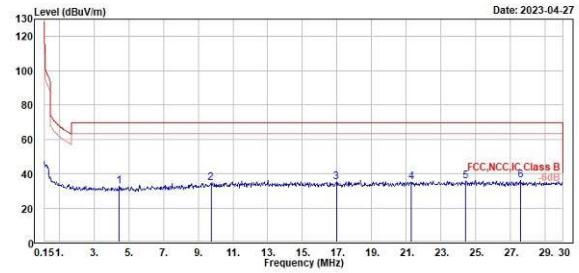
TUV Rheinland Taiwan Ltd.
No. 438-18, Sec 2, Fenliao, Linkou Dist., New Taipei City 244, Taiwan(R.O.C.)
Tel: +886-2172-1000 Fax: +886-2172-1322



Peak	Freq (MHz)	Level (dBuV/m)	Read Level (dBuV)	Factor (dB/m)	Limit Line (dBuV/m)	Over Limit (dB)	APos (cm)	TPos (deg)	Remark	Pol/Phase	Note
1	0.03	61.75	42.63	19.12	118.42	-56.67	100	233	Peak	Open	
2	0.04	58.41	39.26	19.15	115.31	-56.90	100	241	Peak	Open	
3	0.06	54.22	35.28	18.94	112.42	-58.20	100	233	Peak	Open	
4	0.07	46.96	28.42	18.54	110.21	-63.25	100	235	Peak	Open	
5	0.09	41.92	23.66	18.26	108.91	-66.99	100	233	Peak	Open	
6	0.11	38.96	20.97	17.99	106.42	-67.46	100	247	Peak	Open	



TUV Rheinland Taiwan Ltd.
No. 438-18, Sec 2, Fenliao, Linkou Dist., New Taipei City 244, Taiwan(R.O.C.)
Tel: +886-2172-1000 Fax: +886-2172-1322



Peak	Freq (MHz)	Level (dBuV/m)	Read Level (dBuV)	Factor (dB/m)	Limit Line (dBuV/m)	Over Limit (dB)	APos (cm)	TPos (deg)	Remark	Pol/Phase	Note
1	4.45	32.81	13.28	19.53	69.50	-36.69	100	42	Peak	Open	
2	9.73	34.57	13.13	21.44	69.50	-34.93	100	116	Peak	Open	
3	16.96	35.01	12.97	22.04	69.50	-34.49	100	334	Peak	Open	
4	21.28	35.03	12.78	22.25	69.50	-34.47	100	82	Peak	Open	
5	24.42	35.59	13.31	22.28	69.50	-33.91	100	164	Peak	Open	
6	27.55	35.89	13.58	22.31	69.50	-33.61	100	190	Peak	Open	

Spurious Emissions, Tx Mode, 30MHz ~ 1GHz

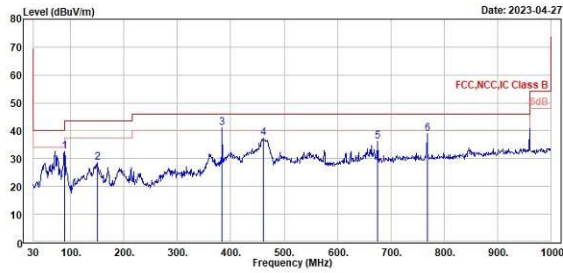
802.11ax HE40

High Channel (Horizontal)

High Channel (Vertical)



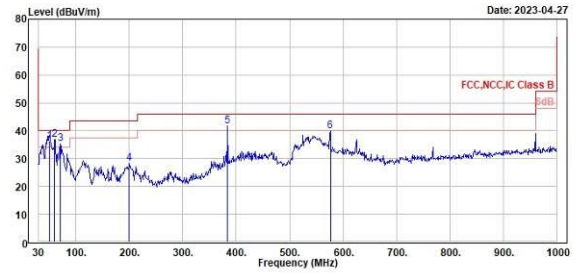
TUV Rheinland Taiwan Ltd.
No. 438-18, Sec 2, Fenliao, Linkou Dist., New Taipei City 244, Taiwan(R.O.C.)
Tel: +886-2172-1000 Fax: +886-2172-1322



Peak	Freq	Level	Read	Limit	Over	APos	TPos	Remark	Pol/Phase	Note
	MHz	dBuV/m	dBuV	dB/m	dBuV/m	dB	cm	deg		
1	88.28	32.61	46.37	-13.76	43.50	-10.89	200	93 Peak	Horizontal	
2	159.28	28.48	35.95	-7.47	43.50	-15.02	200	124 Peak	Horizontal	
3	384.05	41.05	45.81	-4.76	46.00	-4.95	100	84 Peak	Horizontal	
4	468.68	37.41	40.66	-3.25	46.00	-8.59	100	42 Peak	Horizontal	
5	675.05	36.26	35.79	0.47	46.00	-9.74	100	309 Peak	Horizontal	
6	758.17	38.85	36.46	2.39	46.00	-7.15	100	307 Peak	Horizontal	



TUV Rheinland Taiwan Ltd.
No. 438-18, Sec 2, Fenliao, Linkou Dist., New Taipei City 244, Taiwan(R.O.C.)
Tel: +886-2172-1000 Fax: +886-2172-1322



Peak	Freq	Level	Read	Limit	Over	APos	TPos	Remark	Pol/Phase	Note
	MHz	dBuV/m	dBuV	dB/m	dBuV/m	dB	cm	deg		
1	58.37	36.14	43.62	-7.48	40.00	-3.86	100	56 QP	Vertical	
2	60.07	36.75	45.12	-8.37	40.00	-3.25	100	339 Peak	Vertical	
3	78.74	35.43	45.46	-10.03	40.00	-4.57	200	176 Peak	Vertical	
4	199.75	28.21	37.99	-9.78	43.50	-15.29	100	319 Peak	Vertical	
5	384.05	41.63	46.39	-4.76	46.00	-4.37	200	99 Peak	Vertical	
6	576.11	39.71	40.78	-1.07	46.00	-6.29	100	257 Peak	Vertical	

Spurious Emissions, Tx Mode, 1GHz ~ 26.5GHz

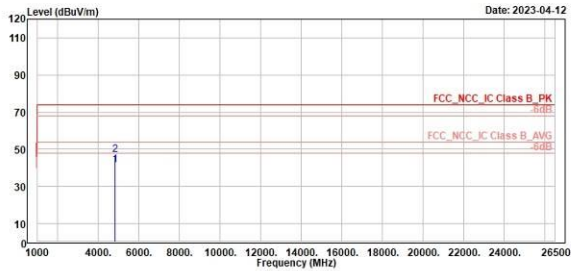
802.11b

Low Channel (Horizontal)

Low Channel (Vertical)



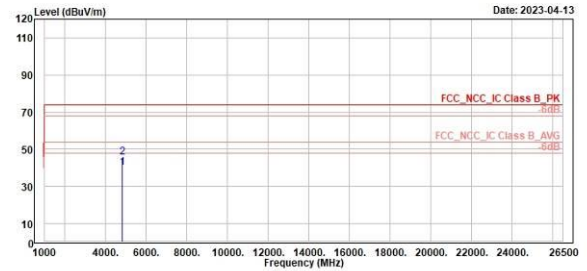
TUV Rheinland Taiwan Ltd.
No. 458-18, Sec 2, Fenliao, Linkou Dist., New Taipei City 244, Taiwan(R.O.C.)
Tel: +886-2172-1000 Fax: +886-2172-1322



1	2
4824.000	4824.000
41.65	47.02
51.99	57.36
-10.34	-10.34
54.00	74.00
-12.35	-26.98
100	100
347	347
Average	Peak
Horizontal	Horizontal



TUV Rheinland Taiwan Ltd.
No. 458-18, Sec 2, Fenliao, Linkou Dist., New Taipei City 244, Taiwan(R.O.C.)
Tel: +886-2172-1000 Fax: +886-2172-1322



1	2
4824.000	4824.000
40.05	45.45
50.39	55.79
-10.34	-10.34
54.00	74.00
-13.95	-28.55
300	300
274	274
Average	Peak
Vertical	Vertical

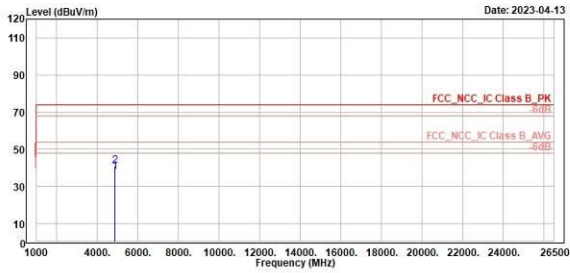
802.11b

Middle Channel (Horizontal)

Middle Channel (Vertical)



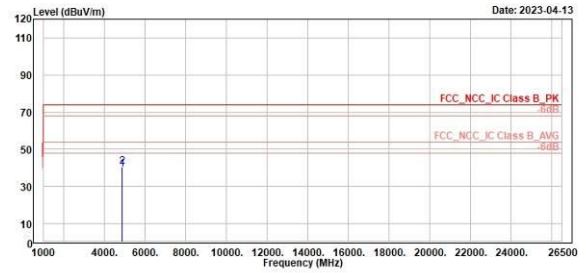
TUV Rheinland Taiwan Ltd.
No. 458-18, Sec 2, Fenliao, Linkou Dist., New Taipei City 244, Taiwan(R.O.C.)
Tel: +886-2172-1000 Fax: +886-2172-1322



Freq	Level	Read Level	Factor	Limit Line	Over Limit	APos	TPos	Remark	Pol/Phase	Note
MHz	dBuV/m	dBuV	dB/m	dBuV/m	dB	cm	deg			
1	4874.000	38.04	48.37	-10.33	54.00	-15.96	300	323 Average	Horizontal	
2	4874.000	48.98	51.31	-10.33	74.00	-33.02	300	323 Peak	Horizontal	



TUV Rheinland Taiwan Ltd.
No. 458-18, Sec 2, Fenliao, Linkou Dist., New Taipei City 244, Taiwan(R.O.C.)
Tel: +886-2172-1000 Fax: +886-2172-1322



Freq	Level	Read Level	Factor	Limit Line	Over Limit	APos	TPos	Remark	Pol/Phase	Note
MHz	dBuV/m	dBuV	dB/m	dBuV/m	dB	cm	deg			
1	4874.000	39.09	49.42	-10.33	54.00	-14.91	200	268 Average	Vertical	
2	4874.000	48.46	50.79	-10.33	74.00	-33.54	200	268 Peak	Vertical	

802.11b

High Channel (Horizontal)

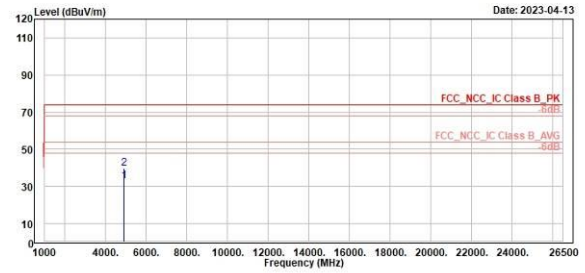
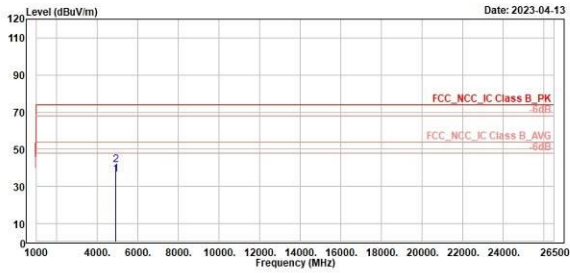
High Channel (Vertical)



TUV Rheinland Taiwan Ltd.
No. 458-18, Sec 2, Fenliao, Linkou Dist., New Taipei City 244, Taiwan(R.O.C.)
Tel: +886-2172-1000 Fax: +886-2172-1322



TUV Rheinland Taiwan Ltd.
No. 458-18, Sec 2, Fenliao, Linkou Dist., New Taipei City 244, Taiwan(R.O.C.)
Tel: +886-2172-1000 Fax: +886-2172-1322



Line	Freq	Level	Read Level	Factor	Limit Line	Over Limit	APos	TPos	Remark	Pol/Phase	Note
	MHz	dBuV/m	dBuV	dB/m	dBuV/m	dB	cm	deg			
1	4924.000	36.63	46.94	-10.31	54.00	-17.37	300	182	Average	Horizontal	
2	4924.000	41.74	52.05	-10.31	74.00	-32.26	300	182	Peak	Horizontal	

Line	Freq	Level	Read Level	Factor	Limit Line	Over Limit	APos	TPos	Remark	Pol/Phase	Note
	MHz	dBuV/m	dBuV	dB/m	dBuV/m	dB	cm	deg			
1	4924.000	32.66	42.97	-10.31	54.00	-21.34	100	148	Average	Vertical	
2	4924.000	39.87	50.18	-10.31	74.00	-34.13	100	148	Peak	Vertical	

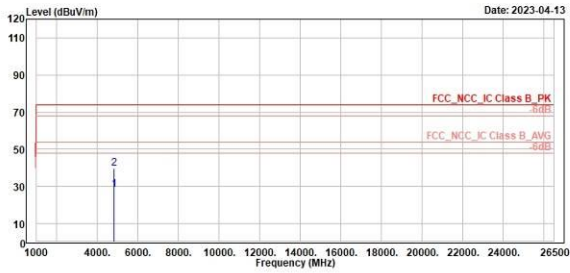
802.11g

Low Channel (Horizontal)

Low Channel (Vertical)



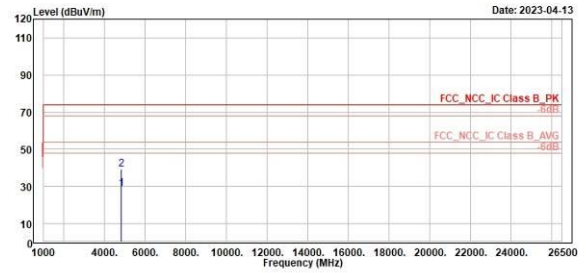
TUV Rheinland Taiwan Ltd.
No. 458-18, Sec 2, Fenliao, Linkou Dist., New Taipei City 244, Taiwan(R.O.C.)
Tel: +886-2172-1000 Fax: +886-2172-1322



Line	Freq	Level	Read Level	Factor	Limit Line	Over Limit	APos	TPos	Remark	Pol/Phase	Note
	MHz	dBuV/m	dBuV	dB/m	dBuV/m	dB	cm	deg			
1	4824.000	28.37	38.71	-10.34	54.00	-25.63	100	360	Average	Horizontal	
2	4824.000	39.75	50.09	-10.34	74.00	-34.25	100	360	Peak	Horizontal	



TUV Rheinland Taiwan Ltd.
No. 458-18, Sec 2, Fenliao, Linkou Dist., New Taipei City 244, Taiwan(R.O.C.)
Tel: +886-2172-1000 Fax: +886-2172-1322



Line	Freq	Level	Read Level	Factor	Limit Line	Over Limit	APos	TPos	Remark	Pol/Phase	Note
	MHz	dBuV/m	dBuV	dB/m	dBuV/m	dB	cm	deg			
1	4824.000	28.85	39.19	-10.34	54.00	-25.15	200	360	Average	Vertical	
2	4824.000	39.39	49.73	-10.34	74.00	-34.61	200	360	Peak	Vertical	

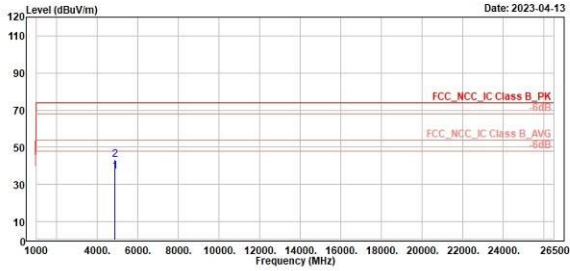
802.11g

Middle Channel (Horizontal)

Middle Channel (Vertical)



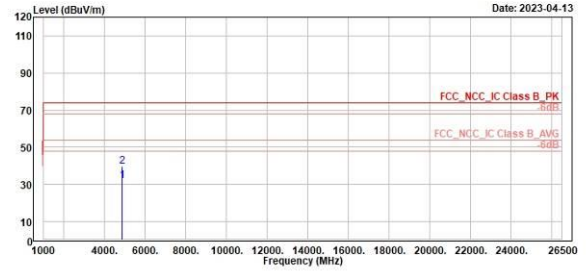
TUV Rheinland Taiwan Ltd.
No. 458-18, Sec 2, Fenliao, Linkou Dist., New Taipei City 244, Taiwan(R.O.C.)
Tel: +886-2172-1000 Fax: +886-2172-1322



1	2
Level	Level
Factor	Factor
Line	Line
Limit	Limit
Over	Over
Apos	Apos
TPos	TPos
Remark	Remark
Pol/Phase	Pol/Phase
Note	Note
4874.000	4874.000
36.86	43.18
47.19	53.51
-10.33	-10.33
54.00	74.00
-17.14	-30.82
200	200
312	312
Average	Peak
Horizontal	Horizontal



TUV Rheinland Taiwan Ltd.
No. 458-18, Sec 2, Fenliao, Linkou Dist., New Taipei City 244, Taiwan(R.O.C.)
Tel: +886-2172-1000 Fax: +886-2172-1322



1	2
Level	Level
Factor	Factor
Line	Line
Limit	Limit
Over	Over
Apos	Apos
TPos	TPos
Remark	Remark
Pol/Phase	Pol/Phase
Note	Note
4874.000	4874.000
32.05	39.87
42.38	50.28
-10.33	-10.33
54.00	74.00
-21.95	-34.13
300	300
314	314
Average	Peak
Vertical	Vertical

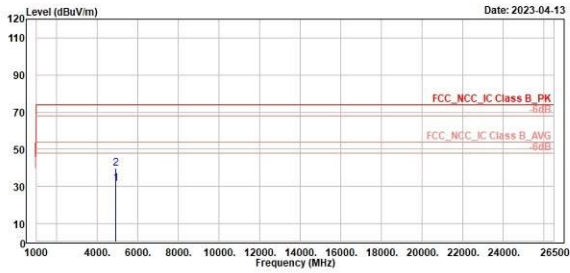
802.11g

High Channel (Horizontal)

High Channel (Vertical)



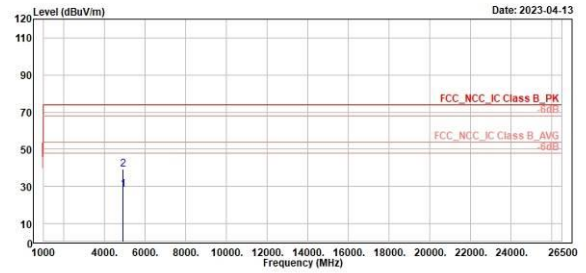
TUV Rheinland Taiwan Ltd.
No. 458-18, Sec 2, Fenliao, Linkou Dist., New Taipei City 244, Taiwan(R.O.C.)
Tel: +886-2172-1000 Fax: +886-2172-1322



1	2	3	4	5	6	7	8	9	10	11	12	13	14	15	16	17	18	19	20	21	22	23	24	25	26	27	28	29	30	31	32	33	34	35	36	37	38	39	40	41	42	43	44	45	46	47	48	49	50	51	52	53	54	55	56	57	58	59	60	61	62	63	64	65	66	67	68	69	70	71	72	73	74	75	76	77	78	79	80	81	82	83	84	85	86	87	88	89	90	91	92	93	94	95	96	97	98	99	100
Level	Level	Factor	Line	Line	Limit	Over	Apos	TPos	Remark	Pol/Phase	Note																																																																																								
dBuV/m	dBuV	dB/m	dBuV/m	dB	cm	deg																																																																																													
4924.000	31.38	41.69	-10.31	54.00	-22.62	300	41	Average	Horizontal																																																																																										
4924.000	39.85	50.16	-10.31	74.00	-34.15	300	41	Peak	Horizontal																																																																																										



TUV Rheinland Taiwan Ltd.
No. 458-18, Sec 2, Fenliao, Linkou Dist., New Taipei City 244, Taiwan(R.O.C.)
Tel: +886-2172-1000 Fax: +886-2172-1322



1	2	3	4	5	6	7	8	9	10	11	12	13	14	15	16	17	18	19	20	21	22	23	24	25	26	27	28	29	30	31	32	33	34	35	36	37	38	39	40	41	42	43	44	45	46	47	48	49	50	51	52	53	54	55	56	57	58	59	60	61	62	63	64	65	66	67	68	69	70	71	72	73	74	75	76	77	78	79	80	81	82	83	84	85	86	87	88	89	90	91	92	93	94	95	96	97	98	99	100
Level	Level	Factor	Line	Line	Limit	Over	Apos	TPos	Remark	Pol/Phase	Note																																																																																								
dBuV/m	dBuV	dB/m	dBuV/m	dB	cm	deg																																																																																													
4924.000	28.52	38.83	-10.31	54.00	-25.48	100	281	Average	Vertical																																																																																										
4924.000	39.45	49.76	-10.31	74.00	-34.55	100	281	Peak	Vertical																																																																																										

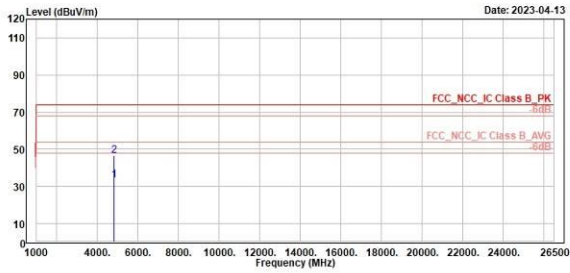
802.11ax HE20

Low Channel (Horizontal)

Low Channel (Vertical)



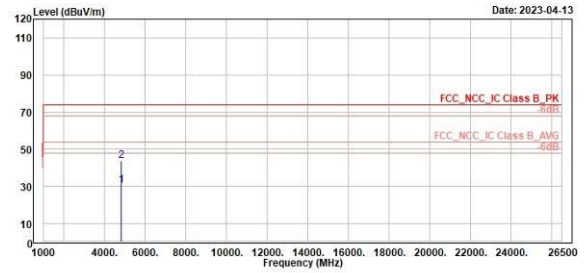
TUV Rheinland Taiwan Ltd.
No. 458-18, Sec 2, Fenliao, Linkou Dist., New Taipei City 244, Taiwan(R.O.C.)
Tel: +886-2172-1000 Fax: +886-2172-1322



Freq	Level	Read Level	Factor	Limit Line	Over Limit	APos	TPos	Remark	Pol/Phase	Note
MHz	dBuV/m	dBuV	dB/m	dBuV/m	dB	cm	deg			
1	4824.00	33.37	43.71	-10.34	54.00	-20.63	242	11 Average	Horizontal	
2	4824.00	46.76	57.10	-10.34	74.00	-27.24	242	11 Peak	Horizontal	



TUV Rheinland Taiwan Ltd.
No. 458-18, Sec 2, Fenliao, Linkou Dist., New Taipei City 244, Taiwan(R.O.C.)
Tel: +886-2172-1000 Fax: +886-2172-1322



Freq	Level	Read Level	Factor	Limit Line	Over Limit	APos	TPos	Remark	Pol/Phase	Note
MHz	dBuV/m	dBuV	dB/m	dBuV/m	dB	cm	deg			
1	4824.00	30.37	40.71	-10.34	54.00	-23.63	200	291 Average	Vertical	
2	4824.00	43.94	54.28	-10.34	74.00	-30.06	200	291 Peak	Vertical	

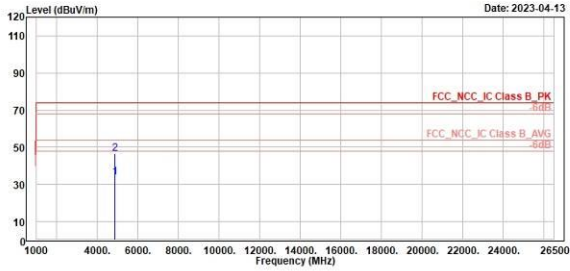
802.11ax HE20

Middle Channel (Horizontal)

Middle Channel (Vertical)



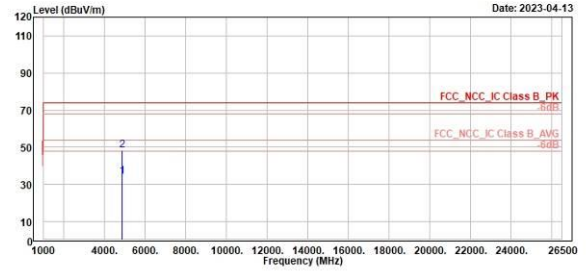
TUV Rheinland Taiwan Ltd.
No. 458-18, Sec 2, Fenliao, Linkou Dist., New Taipei City 244, Taiwan(R.O.C.)
Tel: +886-2172-1000 Fax: +886-2172-1322



Freq	Level	Read Level	Factor	Limit Line	Over Limit	APos	TPos	Remark	Pol/Phase	Note
MHz	dBuV/m	dBuV	dB/m	dBuV/m	dB	cm	deg			
1	4874.000	33.83	44.16	-10.33	54.00	-20.17	200	241 Average	Horizontal	
2	4874.000	46.76	57.09	-10.33	74.00	-27.24	200	241 Peak	Horizontal	



TUV Rheinland Taiwan Ltd.
No. 458-18, Sec 2, Fenliao, Linkou Dist., New Taipei City 244, Taiwan(R.O.C.)
Tel: +886-2172-1000 Fax: +886-2172-1322



Freq	Level	Read Level	Factor	Limit Line	Over Limit	APos	TPos	Remark	Pol/Phase	Note
MHz	dBuV/m	dBuV	dB/m	dBuV/m	dB	cm	deg			
1	4874.000	34.33	44.66	-10.33	54.00	-19.67	300	244 Average	Vertical	
2	4874.000	48.39	58.72	-10.33	74.00	-25.61	300	244 Peak	Vertical	

802.11ax HE20

High Channel (Horizontal)

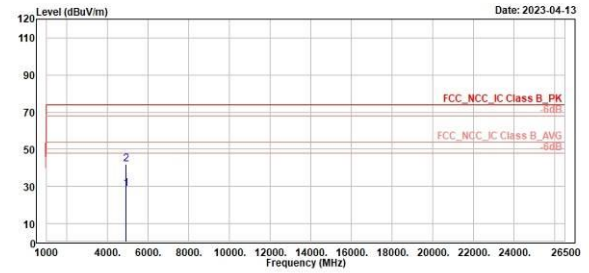
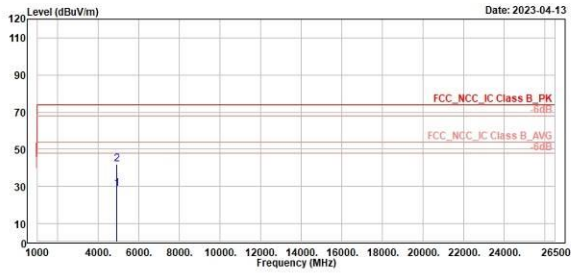
High Channel (Vertical)



TUV Rheinland Taiwan Ltd.
No. 458-18, Sec 2, Fenliao, Linkou Dist., New Taipei City 244, Taiwan(R.O.C.)
Tel: +886-2172-1000 Fax: +886-2172-1322



TUV Rheinland Taiwan Ltd.
No. 458-18, Sec 2, Fenliao, Linkou Dist., New Taipei City 244, Taiwan(R.O.C.)
Tel: +886-2172-1000 Fax: +886-2172-1322



Freq	Level	Read Level	Factor	Limit Line	Over Limit	APos	TPos	Remark	Pol/Phase	Note
MHz	dBuV/m	dBuV	dB/m	dBuV/m	dB	cm	deg			
1	4924.000	28.54	38.85	-10.31	54.00	-25.46	300	196 Average	Horizontal	
2	4924.000	42.00	52.31	-10.31	74.00	-32.00	300	196 Peak	Horizontal	

Freq	Level	Read Level	Factor	Limit Line	Over Limit	APos	TPos	Remark	Pol/Phase	Note
MHz	dBuV/m	dBuV	dB/m	dBuV/m	dB	cm	deg			
1	4924.000	28.61	38.92	-10.31	54.00	-25.39	100	54 Average	Vertical	
2	4924.000	41.89	52.28	-10.31	74.00	-32.11	100	54 Peak	Vertical	

802.11ax HE40

Low Channel (Horizontal)

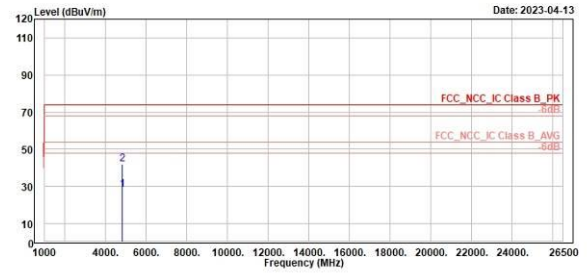
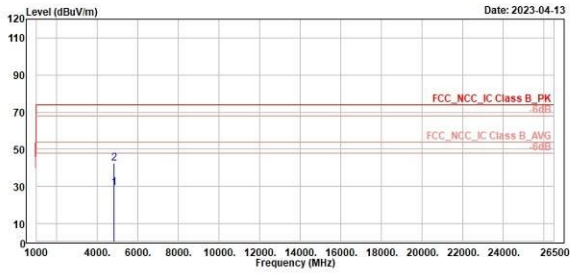
Low Channel (Vertical)



TUV Rheinland Taiwan Ltd.
No. 458-18, Sec 2, Fenhua, Linkou Dist., New Taipei City 244, Taiwan(R.O.C.)
Tel: +886-2172-1000 Fax: +886-2172-1322



TUV Rheinland Taiwan Ltd.
No. 458-18, Sec 2, Fenhua, Linkou Dist., New Taipei City 244, Taiwan(R.O.C.)
Tel: +886-2172-1000 Fax: +886-2172-1322



Freq	Level	Read	Limit	Over	Apos	TPos	Remark	Pol/Phase	Note	
MHz	dBuV/m	dBuV	dB/m	dBuV/m	dB	cm	deg			
1	4844.000	29.10	39.37	-10.27	54.00	-24.90	170	360	Average	Horizontal
2	4844.000	42.34	52.61	-10.27	74.00	-31.66	170	360	Peak	Horizontal

Freq	Level	Read	Limit	Over	Apos	TPos	Remark	Pol/Phase	Note	
MHz	dBuV/m	dBuV	dB/m	dBuV/m	dB	cm	deg			
1	4844.000	28.26	38.53	-10.27	54.00	-25.74	300	229	Average	Vertical
2	4844.000	41.98	52.25	-10.27	74.00	-32.02	300	229	Peak	Vertical

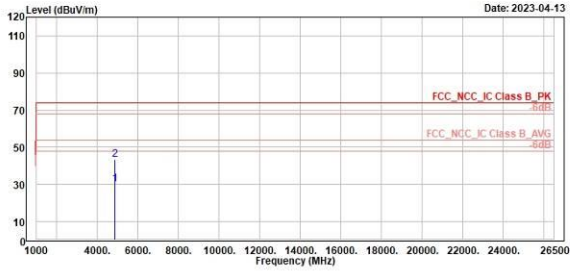
802.11ax HE40

Middle Channel (Horizontal)

Middle Channel (Vertical)



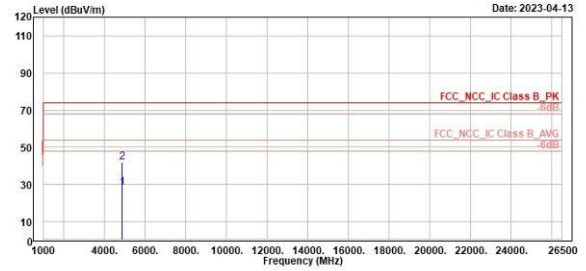
TUV Rheinland Taiwan Ltd.
No. 458-18, Sec 2, Fenliao, Linkou Dist., New Taipei City 244, Taiwan(R.O.C.)
Tel: +886-2172-1000 Fax: +886-2172-1322



Line	Freq	Level	Read Level	Factor	Limit Line	Over Limit	APos	TPos	Remark	Pol/Phase	Note
	MHz	dBuV/m	dBuV	dB/m	dBuV/m	dB	cm	deg			
1	4874.00	29.92	40.25	-10.33	54.00	-24.08	100	311	Average	Horizontal	
2	4874.00	43.55	53.88	-10.33	74.00	-30.45	100	311	Peak	Horizontal	



TUV Rheinland Taiwan Ltd.
No. 458-18, Sec 2, Fenliao, Linkou Dist., New Taipei City 244, Taiwan(R.O.C.)
Tel: +886-2172-1000 Fax: +886-2172-1322



Line	Freq	Level	Read Level	Factor	Limit Line	Over Limit	APos	TPos	Remark	Pol/Phase	Note
	MHz	dBuV/m	dBuV	dB/m	dBuV/m	dB	cm	deg			
1	4874.00	28.27	38.60	-10.33	54.00	-25.73	400	29	Average	Vertical	
2	4874.00	41.86	52.19	-10.33	74.00	-32.14	400	29	Peak	Vertical	

802.11ax HE40

High Channel (Horizontal)

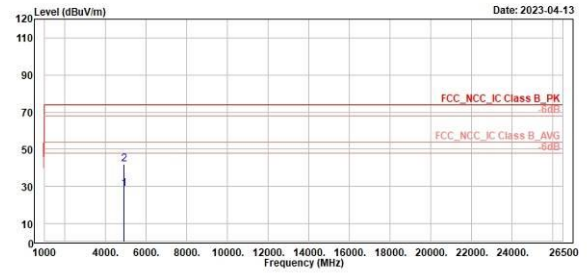
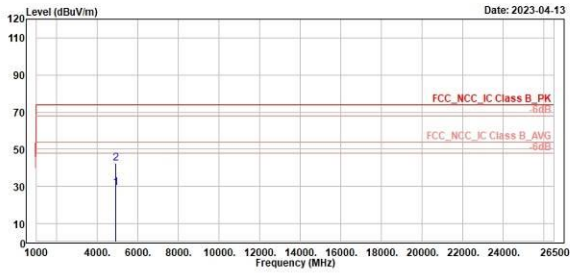
High Channel (Vertical)



TUV Rheinland Taiwan Ltd.
No. 458-18, Sec 2, Fenliao, Linkou Dist., New Taipei City 244, Taiwan(R.O.C.)
Tel: +886-2172-1000 Fax: +886-2172-1322



TUV Rheinland Taiwan Ltd.
No. 458-18, Sec 2, Fenliao, Linkou Dist., New Taipei City 244, Taiwan(R.O.C.)
Tel: +886-2172-1000 Fax: +886-2172-1322



1	2	3	4	5	6	7	8	9	10	11	12	13	14	15	16	17	18	19	20	21	22	23	24	25	26	27	28	29	30	31	32	33	34	35	36	37	38	39	40	41	42	43	44	45	46	47	48	49	50	51	52	53	54	55	56	57	58	59	60	61	62	63	64	65	66	67	68	69	70	71	72	73	74	75	76	77	78	79	80	81	82	83	84	85	86	87	88	89	90	91	92	93	94	95	96	97	98	99	100
Level	Factor	Line	Limit	Over	Apos	TPos	Remark	Pol/Phase	Note																																																																																										
dBuV/m	dBuV	dB/m	dBuV/m	dB	cm	deg																																																																																													
4904.000	28.99	39.35	-10.37	54.00	-25.01	180	62 Average	Horizontal																																																																																											
4904.000	42.66	53.03	-10.37	74.00	-31.34	180	62 Peak	Horizontal																																																																																											

1	2	3	4	5	6	7	8	9	10	11	12	13	14	15	16	17	18	19	20	21	22	23	24	25	26	27	28	29	30	31	32	33	34	35	36	37	38	39	40	41	42	43	44	45	46	47	48	49	50	51	52	53	54	55	56	57	58	59	60	61	62	63	64	65	66	67	68	69	70	71	72	73	74	75	76	77	78	79	80	81	82	83	84	85	86	87	88	89	90	91	92	93	94	95	96	97	98	99	100
Level	Factor	Line	Limit	Over	Apos	TPos	Remark	Pol/Phase	Note																																																																																										
dBuV/m	dBuV	dB/m	dBuV/m	dB	cm	deg																																																																																													
4904.000	28.55	38.92	-10.37	54.00	-25.45	172	360 Average	Vertical																																																																																											
4904.000	41.81	52.18	-10.37	74.00	-32.19	172	360 Peak	Vertical																																																																																											

Conducted Emissions on a.c. mains port, 150kHz ~ 30MHz

IEEE 802.11ax HE40 2452 MHz, IEEE 802.11ax HE160 5250 MHz
and IEEE 802.11ax HE20 7115 MHz

(Line)

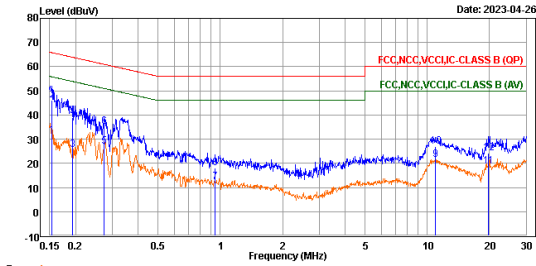
(Neutral)



TÜV Rheinland Taiwan Ltd.
No. 458-15, Sec. 2, Fenhiao, Linkou Dist., New Taipei City 244, Taiwan(R.O.C.)
Tel: +886-2172-1000 Fax: +886-2172-1322

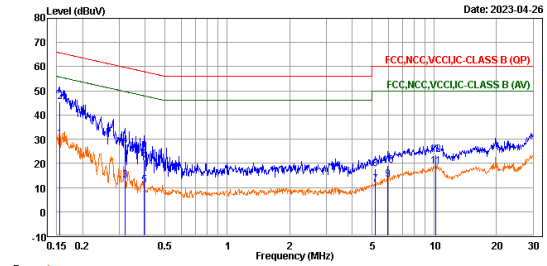


TÜV Rheinland Taiwan Ltd.
No. 458-15, Sec. 2, Fenhiao, Linkou Dist., New Taipei City 244, Taiwan(R.O.C.)
Tel: +886-2172-1000 Fax: +886-2172-1322



Trace: 1

	Freq	Level	Read	Limit	Over	Remark	Pol/Phase	Note
	MHz	dBuV	dBuV	dB	dBuV	dB		
1	0.15	31.29	21.60	9.69	55.83	-24.54	Average	line1
2	0.15	45.97	36.28	9.69	65.83	-19.86	QP	line1
3	0.19	25.56	15.86	9.68	53.93	-28.37	Average	line1
4	0.19	38.87	29.19	9.68	63.93	-25.06	QP	line1
5	0.28	26.92	17.24	9.68	58.95	-31.73	Average	line1
6	0.28	35.20	25.52	9.68	68.95	-33.75	QP	line1
7	0.94	12.27	2.58	9.69	46.00	-33.73	Average	line1
8	0.94	17.93	8.24	9.69	56.00	-38.07	QP	line1
9	10.91	21.32	11.51	9.81	50.00	-28.68	Average	line1
10	10.91	27.00	17.19	9.81	60.00	-33.00	QP	line1
11	19.74	16.68	6.87	9.81	50.00	-33.32	Average	line1
12	19.74	24.31	14.50	9.81	60.00	-35.69	QP	line1



Trace: 1

	Freq	Level	Read	Limit	Over	Remark	Pol/Phase	Note
	MHz	dBuV	dBuV	dB	dBuV	dB		
1	0.15	29.96	20.29	9.67	55.75	-25.79	Average	neutral
2	0.15	45.35	35.68	9.67	65.75	-20.40	QP	neutral
3	0.32	12.77	3.12	9.65	49.71	-36.94	Average	neutral
4	0.32	27.45	17.80	9.65	59.71	-32.26	QP	neutral
5	0.40	10.76	1.10	9.66	47.93	-37.17	Average	neutral
6	0.40	21.43	11.77	9.66	57.93	-36.50	QP	neutral
7	5.16	11.32	1.58	9.74	50.00	-38.68	Average	neutral
8	5.16	17.63	7.89	9.74	60.00	-42.37	QP	neutral
9	5.97	13.44	3.69	9.75	50.00	-36.56	Average	neutral
10	5.97	19.22	9.47	9.75	60.00	-40.78	QP	neutral
11	10.12	18.75	8.96	9.79	50.00	-31.25	Average	neutral
12	10.12	23.63	13.84	9.79	60.00	-36.37	QP	neutral