

FCC Part15C&15E Test Setup Photo


Description: Front view of Conducted Emission Test Setup




Description: Back view of Conducted Emission Test Setup



Description: Radiated Emission Test Setup for 9kHz ~ 30MHz




Description: Radiated Emission Test Setup for 30MHz ~ 1GHz




Description: Radiated Emission Test Setup for 1GHz ~ 18GHz




Description: Radiated Emission Test Setup for 18GHz ~ 40GHz









Description: Conducted Measurement Test Setup for 2.4GHz




Description: Conducted Measurement Test Setup for 5GHz




MPE Test Photo

| 2.4GHz MPE | |
|---|--|
| Front MPE Measurement Result | 20cm Distance Top View |
|  |  |
| Back MPE Measurement Result | 20cm Distance Top View |
|  |  |
| Left MPE Measurement Result | 20cm Distance Top View |
|  |  |


Right MPE Measurement Result




20cm Distance Top View



Top MPE Measurement Result




20cm Distance Top View



5GHz(5180 ~ 5240MHz) MPE


Front MPE Measurement Result




20cm Distance Top View




Back MPE Measurement Result



20cm Distance Top View



Left MPE Measurement Result



20cm Distance Top View

