

FCC Part15C&15E Test Setup Photo


Description: Front view of Conducted Emission Test Setup




Description: Back view of Conducted Emission Test Setup



Description: Radiated Emission Test Setup for 9kHz ~ 30MHz




Description: Radiated Emission Test Setup for 30MHz ~ 1GHz




Description: Radiated Emission Test Setup for 1GHz ~ 18GHz




Description: Radiated Emission Test Setup for 18GHz ~ 40GHz









Description: Conducted Measurement Test Setup for 2.4GHz




Description: Conducted Measurement Test Setup for 5GHz




MPE Test Photo

2.4GHz MPE	
Front MPE Measurement Result	20cm Distance Top View
	
Back MPE Measurement Result	20cm Distance Top View
	
Left MPE Measurement Result	20cm Distance Top View
	


Right MPE Measurement Result




20cm Distance Top View



Top MPE Measurement Result




20cm Distance Top View




5GHz(5180 ~ 5240MHz) MPE


Front MPE Measurement Result




20cm Distance Top View




Back MPE Measurement Result




20cm Distance Top View




Left MPE Measurement Result




20cm Distance Top View




Right MPE Measurement Result




20cm Distance Top View



Top MPE Measurement Result




20cm Distance Top View




5GHz(5745 ~ 5825MHz) MPE


Front MPE Measurement Result




20cm Distance Top View




Back MPE Measurement Result




20cm Distance Top View




Left MPE Measurement Result




20cm Distance Top View




Right MPE Measurement Result



20cm Distance Top View



Top MPE Measurement Result



20cm Distance Top View

