

## Appendix D. Setup Photographs


### <Conducted Emission>




<Radiated Emission>

X Plane for Ant. 2

LF




HF



Y Plane

LF for Ant. 1 and Ant. 1+2



HF

