

Appendix D. Setup Photographs


<Conducted Emission>




<Radiated Emission>

Y Plane for Ant. 1 and Ant. 1+2

LF




HF



Z Plane for Ant. 2

LF



HF

