



Mode	20																																																																																			
	Band Edge																																																																																			
	2400-2483.5_802.11n HT20_CH10_2457MHz																																																																																			
ANT	11																																																																																			
Pol.	Horizontal	Fundamental																																																																																		
Peak	<p>Site : 03CH16-HY Condition: PEAK_BE_74 3m 91200-1522_240328 HORIZONTAL : RBW:1000.000kHz VBW:3000.000kHz SWT:Auto</p> <table border="1"> <thead> <tr> <th>Limit</th> <th>Read</th> <th>Ant</th> <th>Cable</th> <th>Preamp</th> <th>Aux</th> <th>APos</th> <th>TPos</th> <th>Remark</th> </tr> <tr> <th>Freq</th> <th>Level</th> <th>Line Margin</th> <th>Level Factor</th> <th>Loss Factor</th> <th>Factor</th> <th></th> <th></th> <th></th> </tr> <tr> <th>MHz</th> <th>dBuV/m</th> <th>dBuV/m</th> <th>dB</th> <th>dBuV</th> <th>dB/m</th> <th>dB</th> <th>dB</th> <th>cm</th> <th>deg</th> </tr> </thead> <tbody> <tr> <td>1</td> <td>2483.57</td> <td>65.42</td> <td>74.00</td> <td>-8.58</td> <td>49.82</td> <td>27.70</td> <td>7.86</td> <td>29.88</td> <td>9.92</td> <td>121</td> <td>152</td> <td>PEAK</td> </tr> </tbody> </table>	Limit	Read	Ant	Cable	Preamp	Aux	APos	TPos	Remark	Freq	Level	Line Margin	Level Factor	Loss Factor	Factor				MHz	dBuV/m	dBuV/m	dB	dBuV	dB/m	dB	dB	cm	deg	1	2483.57	65.42	74.00	-8.58	49.82	27.70	7.86	29.88	9.92	121	152	PEAK	<p>Site : 03CH16-HY Condition: PEAK_74 3m 91200-1522_240328 HORIZONTAL : RBW:1000.000kHz VBW:3000.000kHz SWT:Auto</p> <table border="1"> <thead> <tr> <th>Limit</th> <th>Read</th> <th>Ant</th> <th>Cable</th> <th>Preamp</th> <th>Aux</th> <th>APos</th> <th>TPos</th> <th>Remark</th> </tr> <tr> <th>Freq</th> <th>Level</th> <th>Line Margin</th> <th>Level Factor</th> <th>Loss Factor</th> <th>Factor</th> <th></th> <th></th> <th></th> </tr> <tr> <th>MHz</th> <th>dBuV/m</th> <th>dBuV/m</th> <th>dB</th> <th>dBuV</th> <th>dB/m</th> <th>dB</th> <th>dB</th> <th>cm</th> <th>deg</th> </tr> </thead> <tbody> <tr> <td>1</td> <td>2457.00</td> <td>106.97</td> <td>-----</td> <td>-----</td> <td>91.60</td> <td>27.52</td> <td>7.82</td> <td>29.89</td> <td>9.92</td> <td>121</td> <td>152</td> <td>PEAK</td> </tr> </tbody> </table>	Limit	Read	Ant	Cable	Preamp	Aux	APos	TPos	Remark	Freq	Level	Line Margin	Level Factor	Loss Factor	Factor				MHz	dBuV/m	dBuV/m	dB	dBuV	dB/m	dB	dB	cm	deg	1	2457.00	106.97	-----	-----	91.60	27.52	7.82	29.89	9.92	121	152	PEAK
	Limit	Read	Ant	Cable	Preamp	Aux	APos	TPos	Remark																																																																											
Freq	Level	Line Margin	Level Factor	Loss Factor	Factor																																																																															
MHz	dBuV/m	dBuV/m	dB	dBuV	dB/m	dB	dB	cm	deg																																																																											
1	2483.57	65.42	74.00	-8.58	49.82	27.70	7.86	29.88	9.92	121	152	PEAK																																																																								
Limit	Read	Ant	Cable	Preamp	Aux	APos	TPos	Remark																																																																												
Freq	Level	Line Margin	Level Factor	Loss Factor	Factor																																																																															
MHz	dBuV/m	dBuV/m	dB	dBuV	dB/m	dB	dB	cm	deg																																																																											
1	2457.00	106.97	-----	-----	91.60	27.52	7.82	29.89	9.92	121	152	PEAK																																																																								
Avg	<p>Site : 03CH16-HY Condition: AVG_BE_54 3m 91200-1522_240328 HORIZONTAL : RBW:1000.000kHz VBW:0.750kHz SWT:Auto</p> <table border="1"> <thead> <tr> <th>Limit</th> <th>Read</th> <th>Ant</th> <th>Cable</th> <th>Preamp</th> <th>Aux</th> <th>APos</th> <th>TPos</th> <th>Remark</th> </tr> <tr> <th>Freq</th> <th>Level</th> <th>Line Margin</th> <th>Level Factor</th> <th>Loss Factor</th> <th>Factor</th> <th></th> <th></th> <th></th> </tr> <tr> <th>MHz</th> <th>dBuV/m</th> <th>dBuV/m</th> <th>dB</th> <th>dBuV</th> <th>dB/m</th> <th>dB</th> <th>dB</th> <th>cm</th> <th>deg</th> </tr> </thead> <tbody> <tr> <td>1</td> <td>2483.62</td> <td>51.40</td> <td>54.00</td> <td>-2.60</td> <td>35.00</td> <td>27.70</td> <td>7.86</td> <td>29.88</td> <td>9.92</td> <td>121</td> <td>152</td> <td>AVERAGE</td> </tr> </tbody> </table>	Limit	Read	Ant	Cable	Preamp	Aux	APos	TPos	Remark	Freq	Level	Line Margin	Level Factor	Loss Factor	Factor				MHz	dBuV/m	dBuV/m	dB	dBuV	dB/m	dB	dB	cm	deg	1	2483.62	51.40	54.00	-2.60	35.00	27.70	7.86	29.88	9.92	121	152	AVERAGE	<p>Site : 03CH16-HY Condition: AVG_54 3m 91200-1522_240328 HORIZONTAL : RBW:1000.000kHz VBW:0.750kHz SWT:Auto</p> <table border="1"> <thead> <tr> <th>Limit</th> <th>Read</th> <th>Ant</th> <th>Cable</th> <th>Preamp</th> <th>Aux</th> <th>APos</th> <th>TPos</th> <th>Remark</th> </tr> <tr> <th>Freq</th> <th>Level</th> <th>Line Margin</th> <th>Level Factor</th> <th>Loss Factor</th> <th>Factor</th> <th></th> <th></th> <th></th> </tr> <tr> <th>MHz</th> <th>dBuV/m</th> <th>dBuV/m</th> <th>dB</th> <th>dBuV</th> <th>dB/m</th> <th>dB</th> <th>dB</th> <th>cm</th> <th>deg</th> </tr> </thead> <tbody> <tr> <td>1</td> <td>2457.00</td> <td>99.87</td> <td>-----</td> <td>-----</td> <td>84.50</td> <td>27.52</td> <td>7.82</td> <td>29.89</td> <td>9.92</td> <td>121</td> <td>152</td> <td>AVERAGE</td> </tr> </tbody> </table>	Limit	Read	Ant	Cable	Preamp	Aux	APos	TPos	Remark	Freq	Level	Line Margin	Level Factor	Loss Factor	Factor				MHz	dBuV/m	dBuV/m	dB	dBuV	dB/m	dB	dB	cm	deg	1	2457.00	99.87	-----	-----	84.50	27.52	7.82	29.89	9.92	121	152	AVERAGE
Limit	Read	Ant	Cable	Preamp	Aux	APos	TPos	Remark																																																																												
Freq	Level	Line Margin	Level Factor	Loss Factor	Factor																																																																															
MHz	dBuV/m	dBuV/m	dB	dBuV	dB/m	dB	dB	cm	deg																																																																											
1	2483.62	51.40	54.00	-2.60	35.00	27.70	7.86	29.88	9.92	121	152	AVERAGE																																																																								
Limit	Read	Ant	Cable	Preamp	Aux	APos	TPos	Remark																																																																												
Freq	Level	Line Margin	Level Factor	Loss Factor	Factor																																																																															
MHz	dBuV/m	dBuV/m	dB	dBuV	dB/m	dB	dB	cm	deg																																																																											
1	2457.00	99.87	-----	-----	84.50	27.52	7.82	29.89	9.92	121	152	AVERAGE																																																																								

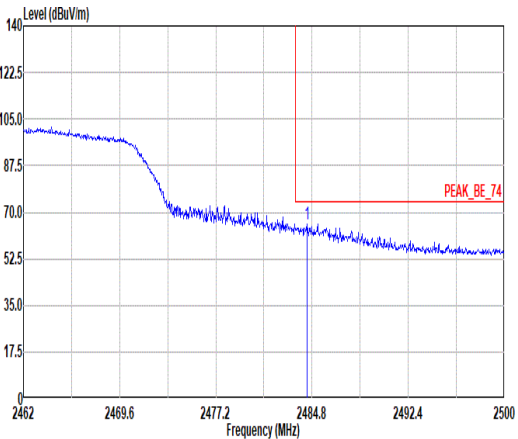
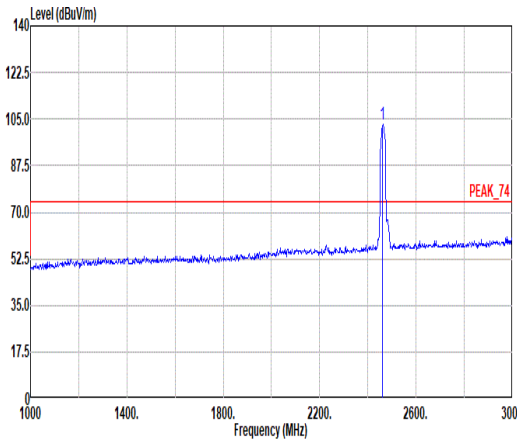
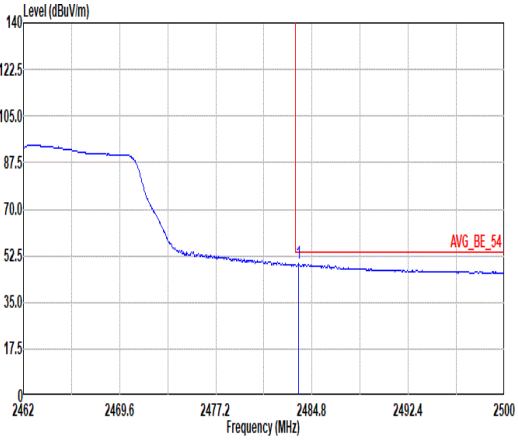
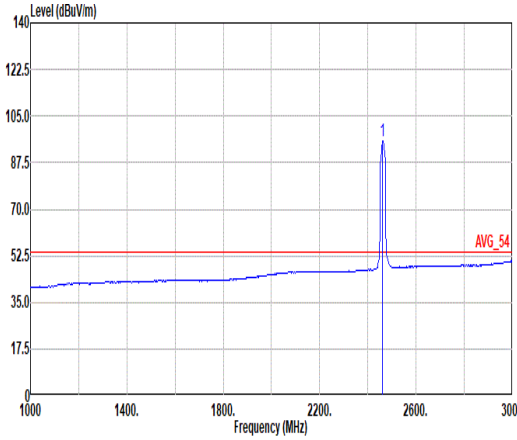


Mode	20																																																																																			
	Band Edge																																																																																			
	2400-2483.5_802.11n HT20_CH10_2457MHz																																																																																			
ANT	11																																																																																			
Pol.	Vertical	Fundamental																																																																																		
Peak	<p>Site : 03CH16-HY Condition: PEAK_BE_74 3m 91200-1522_240328 VERTICAL : RBW:1000.000kHz VBW:3000.000kHz SWT:Auto</p> <table border="1"> <thead> <tr> <th>Limit</th> <th>Read</th> <th>Ant</th> <th>Cable</th> <th>Preamp</th> <th>Aux</th> <th>APos</th> <th>TPos</th> <th>Remark</th> </tr> <tr> <th>Freq</th> <th>Level</th> <th>Line</th> <th>Margin</th> <th>Level</th> <th>Factor</th> <th>Loss</th> <th>Factor</th> <th>Factor</th> </tr> <tr> <th>MHz</th> <th>dBuV/m</th> <th>dBuV/m</th> <th>dB</th> <th>dBuV</th> <th>dB/m</th> <th>dB</th> <th>dB</th> <th>cm</th> <th>deg</th> </tr> </thead> <tbody> <tr> <td>1</td> <td>2484.00</td> <td>65.28</td> <td>74.00</td> <td>-8.72</td> <td>49.68</td> <td>27.70</td> <td>7.86</td> <td>29.88</td> <td>9.92</td> <td>368</td> <td>56</td> <td>PEAK</td> </tr> </tbody> </table>	Limit	Read	Ant	Cable	Preamp	Aux	APos	TPos	Remark	Freq	Level	Line	Margin	Level	Factor	Loss	Factor	Factor	MHz	dBuV/m	dBuV/m	dB	dBuV	dB/m	dB	dB	cm	deg	1	2484.00	65.28	74.00	-8.72	49.68	27.70	7.86	29.88	9.92	368	56	PEAK	<p>Site : 03CH16-HY Condition: PEAK_74 3m 91200-1522_240328 VERTICAL : RBW:1000.000kHz VBW:3000.000kHz SWT:Auto</p> <table border="1"> <thead> <tr> <th>Limit</th> <th>Read</th> <th>Ant</th> <th>Cable</th> <th>Preamp</th> <th>Aux</th> <th>APos</th> <th>TPos</th> <th>Remark</th> </tr> <tr> <th>Freq</th> <th>Level</th> <th>Line</th> <th>Margin</th> <th>Level</th> <th>Factor</th> <th>Loss</th> <th>Factor</th> <th>Factor</th> </tr> <tr> <th>MHz</th> <th>dBuV/m</th> <th>dBuV/m</th> <th>dB</th> <th>dBuV</th> <th>dB/m</th> <th>dB</th> <th>dB</th> <th>cm</th> <th>deg</th> </tr> </thead> <tbody> <tr> <td>1</td> <td>2457.00</td> <td>105.42</td> <td>-----</td> <td>-----</td> <td>90.07</td> <td>27.50</td> <td>7.82</td> <td>29.89</td> <td>9.92</td> <td>368</td> <td>56</td> <td>PEAK</td> </tr> </tbody> </table>	Limit	Read	Ant	Cable	Preamp	Aux	APos	TPos	Remark	Freq	Level	Line	Margin	Level	Factor	Loss	Factor	Factor	MHz	dBuV/m	dBuV/m	dB	dBuV	dB/m	dB	dB	cm	deg	1	2457.00	105.42	-----	-----	90.07	27.50	7.82	29.89	9.92	368	56	PEAK
	Limit	Read	Ant	Cable	Preamp	Aux	APos	TPos	Remark																																																																											
Freq	Level	Line	Margin	Level	Factor	Loss	Factor	Factor																																																																												
MHz	dBuV/m	dBuV/m	dB	dBuV	dB/m	dB	dB	cm	deg																																																																											
1	2484.00	65.28	74.00	-8.72	49.68	27.70	7.86	29.88	9.92	368	56	PEAK																																																																								
Limit	Read	Ant	Cable	Preamp	Aux	APos	TPos	Remark																																																																												
Freq	Level	Line	Margin	Level	Factor	Loss	Factor	Factor																																																																												
MHz	dBuV/m	dBuV/m	dB	dBuV	dB/m	dB	dB	cm	deg																																																																											
1	2457.00	105.42	-----	-----	90.07	27.50	7.82	29.89	9.92	368	56	PEAK																																																																								
Avg	<p>Site : 03CH16-HY Condition: AVG_BE_54 3m 91200-1522_240328 VERTICAL : RBW:1000.000kHz VBW:0.750kHz SWT:Auto</p> <table border="1"> <thead> <tr> <th>Limit</th> <th>Read</th> <th>Ant</th> <th>Cable</th> <th>Preamp</th> <th>Aux</th> <th>APos</th> <th>TPos</th> <th>Remark</th> </tr> <tr> <th>Freq</th> <th>Level</th> <th>Line</th> <th>Margin</th> <th>Level</th> <th>Factor</th> <th>Loss</th> <th>Factor</th> <th>Factor</th> </tr> <tr> <th>MHz</th> <th>dBuV/m</th> <th>dBuV/m</th> <th>dB</th> <th>dBuV</th> <th>dB/m</th> <th>dB</th> <th>dB</th> <th>cm</th> <th>deg</th> </tr> </thead> <tbody> <tr> <td>1</td> <td>2484.13</td> <td>50.81</td> <td>54.00</td> <td>-3.19</td> <td>35.21</td> <td>27.70</td> <td>7.86</td> <td>29.88</td> <td>9.92</td> <td>368</td> <td>56</td> <td>AVERAGE</td> </tr> </tbody> </table>	Limit	Read	Ant	Cable	Preamp	Aux	APos	TPos	Remark	Freq	Level	Line	Margin	Level	Factor	Loss	Factor	Factor	MHz	dBuV/m	dBuV/m	dB	dBuV	dB/m	dB	dB	cm	deg	1	2484.13	50.81	54.00	-3.19	35.21	27.70	7.86	29.88	9.92	368	56	AVERAGE	<p>Site : 03CH16-HY Condition: AVG_54 3m 91200-1522_240328 VERTICAL : RBW:1000.000kHz VBW:0.750kHz SWT:Auto</p> <table border="1"> <thead> <tr> <th>Limit</th> <th>Read</th> <th>Ant</th> <th>Cable</th> <th>Preamp</th> <th>Aux</th> <th>APos</th> <th>TPos</th> <th>Remark</th> </tr> <tr> <th>Freq</th> <th>Level</th> <th>Line</th> <th>Margin</th> <th>Level</th> <th>Factor</th> <th>Loss</th> <th>Factor</th> <th>Factor</th> </tr> <tr> <th>MHz</th> <th>dBuV/m</th> <th>dBuV/m</th> <th>dB</th> <th>dBuV</th> <th>dB/m</th> <th>dB</th> <th>dB</th> <th>cm</th> <th>deg</th> </tr> </thead> <tbody> <tr> <td>1</td> <td>2457.00</td> <td>97.21</td> <td>-----</td> <td>-----</td> <td>81.84</td> <td>27.52</td> <td>7.82</td> <td>29.89</td> <td>9.92</td> <td>368</td> <td>56</td> <td>AVERAGE</td> </tr> </tbody> </table>	Limit	Read	Ant	Cable	Preamp	Aux	APos	TPos	Remark	Freq	Level	Line	Margin	Level	Factor	Loss	Factor	Factor	MHz	dBuV/m	dBuV/m	dB	dBuV	dB/m	dB	dB	cm	deg	1	2457.00	97.21	-----	-----	81.84	27.52	7.82	29.89	9.92	368	56	AVERAGE
Limit	Read	Ant	Cable	Preamp	Aux	APos	TPos	Remark																																																																												
Freq	Level	Line	Margin	Level	Factor	Loss	Factor	Factor																																																																												
MHz	dBuV/m	dBuV/m	dB	dBuV	dB/m	dB	dB	cm	deg																																																																											
1	2484.13	50.81	54.00	-3.19	35.21	27.70	7.86	29.88	9.92	368	56	AVERAGE																																																																								
Limit	Read	Ant	Cable	Preamp	Aux	APos	TPos	Remark																																																																												
Freq	Level	Line	Margin	Level	Factor	Loss	Factor	Factor																																																																												
MHz	dBuV/m	dBuV/m	dB	dBuV	dB/m	dB	dB	cm	deg																																																																											
1	2457.00	97.21	-----	-----	81.84	27.52	7.82	29.89	9.92	368	56	AVERAGE																																																																								



Mode	21																																																																																	
	Band Edge																																																																																	
	2400-2483.5_802.11n HT20_CH11_2462MHz																																																																																	
ANT	11																																																																																	
Pol.	Horizontal	Fundamental																																																																																
Peak	<p>Site : 03CH16-HY Condition: PEAK_BE_74 3m 91200-1522_240328 HORIZONTAL : RBW:1000.000kHz VBW:3000.000kHz SWT:Auto</p> <table border="1"> <thead> <tr> <th>Limit</th> <th>Read</th> <th>Ant</th> <th>Cable</th> <th>Preamp</th> <th>Aux</th> <th>APos</th> <th>TPos</th> <th>Remark</th> </tr> <tr> <th>Freq</th> <th>Level</th> <th>Line</th> <th>Margin</th> <th>Level</th> <th>Factor</th> <th>Loss</th> <th>Factor</th> <th>Factor</th> </tr> <tr> <th>MHz</th> <th>dBuV/m</th> <th>dBuV/m</th> <th>dB</th> <th>dBuV</th> <th>dB/m</th> <th>dB</th> <th>dB</th> <th>cm</th> </tr> </thead> <tbody> <tr> <td>1</td> <td>2483.93</td> <td>72.28</td> <td>74.00</td> <td>-1.72</td> <td>56.68</td> <td>27.70</td> <td>7.86</td> <td>29.88</td> <td>9.92</td> <td>100</td> <td>360</td> <td>PEAK</td> </tr> </tbody> </table>	Limit	Read	Ant	Cable	Preamp	Aux	APos	TPos	Remark	Freq	Level	Line	Margin	Level	Factor	Loss	Factor	Factor	MHz	dBuV/m	dBuV/m	dB	dBuV	dB/m	dB	dB	cm	1	2483.93	72.28	74.00	-1.72	56.68	27.70	7.86	29.88	9.92	100	360	PEAK	<p>Site : 03CH16-HY Condition: PEAK_74 3m 91200-1522_240328 HORIZONTAL : RBW:1000.000kHz VBW:3000.000kHz SWT:Auto</p> <table border="1"> <thead> <tr> <th>Limit</th> <th>Read</th> <th>Ant</th> <th>Cable</th> <th>Preamp</th> <th>Aux</th> <th>APos</th> <th>TPos</th> <th>Remark</th> </tr> <tr> <th>Freq</th> <th>Level</th> <th>Line</th> <th>Margin</th> <th>Level</th> <th>Factor</th> <th>Loss</th> <th>Factor</th> <th>Factor</th> </tr> <tr> <th>MHz</th> <th>dBuV/m</th> <th>dBuV/m</th> <th>dB</th> <th>dBuV</th> <th>dB/m</th> <th>dB</th> <th>dB</th> <th>cm</th> </tr> </thead> <tbody> <tr> <td>1</td> <td>2462.00</td> <td>109.34</td> <td>-----</td> <td>-----</td> <td>93.96</td> <td>27.52</td> <td>7.83</td> <td>29.89</td> <td>9.92</td> <td>100</td> <td>360</td> <td>PEAK</td> </tr> </tbody> </table>	Limit	Read	Ant	Cable	Preamp	Aux	APos	TPos	Remark	Freq	Level	Line	Margin	Level	Factor	Loss	Factor	Factor	MHz	dBuV/m	dBuV/m	dB	dBuV	dB/m	dB	dB	cm	1	2462.00	109.34	-----	-----	93.96	27.52	7.83	29.89	9.92	100	360	PEAK
	Limit	Read	Ant	Cable	Preamp	Aux	APos	TPos	Remark																																																																									
Freq	Level	Line	Margin	Level	Factor	Loss	Factor	Factor																																																																										
MHz	dBuV/m	dBuV/m	dB	dBuV	dB/m	dB	dB	cm																																																																										
1	2483.93	72.28	74.00	-1.72	56.68	27.70	7.86	29.88	9.92	100	360	PEAK																																																																						
Limit	Read	Ant	Cable	Preamp	Aux	APos	TPos	Remark																																																																										
Freq	Level	Line	Margin	Level	Factor	Loss	Factor	Factor																																																																										
MHz	dBuV/m	dBuV/m	dB	dBuV	dB/m	dB	dB	cm																																																																										
1	2462.00	109.34	-----	-----	93.96	27.52	7.83	29.89	9.92	100	360	PEAK																																																																						
Avg	<p>Site : 03CH16-HY Condition: AVG_BE_54 3m 91200-1522_240328 HORIZONTAL : RBW:1000.000kHz VBW:0.750kHz SWT:Auto</p> <table border="1"> <thead> <tr> <th>Limit</th> <th>Read</th> <th>Ant</th> <th>Cable</th> <th>Preamp</th> <th>Aux</th> <th>APos</th> <th>TPos</th> <th>Remark</th> </tr> <tr> <th>Freq</th> <th>Level</th> <th>Line</th> <th>Margin</th> <th>Level</th> <th>Factor</th> <th>Loss</th> <th>Factor</th> <th>Factor</th> </tr> <tr> <th>MHz</th> <th>dBuV/m</th> <th>dBuV/m</th> <th>dB</th> <th>dBuV</th> <th>dB/m</th> <th>dB</th> <th>dB</th> <th>cm</th> </tr> </thead> <tbody> <tr> <td>1</td> <td>2483.51</td> <td>52.07</td> <td>54.00</td> <td>-1.93</td> <td>36.47</td> <td>27.70</td> <td>7.86</td> <td>29.88</td> <td>9.92</td> <td>100</td> <td>360</td> <td>AVERAGE</td> </tr> </tbody> </table>	Limit	Read	Ant	Cable	Preamp	Aux	APos	TPos	Remark	Freq	Level	Line	Margin	Level	Factor	Loss	Factor	Factor	MHz	dBuV/m	dBuV/m	dB	dBuV	dB/m	dB	dB	cm	1	2483.51	52.07	54.00	-1.93	36.47	27.70	7.86	29.88	9.92	100	360	AVERAGE	<p>Site : 03CH16-HY Condition: AVG_54 3m 91200-1522_240328 HORIZONTAL : RBW:1000.000kHz VBW:0.750kHz SWT:Auto</p> <table border="1"> <thead> <tr> <th>Limit</th> <th>Read</th> <th>Ant</th> <th>Cable</th> <th>Preamp</th> <th>Aux</th> <th>APos</th> <th>TPos</th> <th>Remark</th> </tr> <tr> <th>Freq</th> <th>Level</th> <th>Line</th> <th>Margin</th> <th>Level</th> <th>Factor</th> <th>Loss</th> <th>Factor</th> <th>Factor</th> </tr> <tr> <th>MHz</th> <th>dBuV/m</th> <th>dBuV/m</th> <th>dB</th> <th>dBuV</th> <th>dB/m</th> <th>dB</th> <th>dB</th> <th>cm</th> </tr> </thead> <tbody> <tr> <td>1</td> <td>2462.00</td> <td>101.75</td> <td>-----</td> <td>-----</td> <td>86.37</td> <td>27.52</td> <td>7.83</td> <td>29.89</td> <td>9.92</td> <td>100</td> <td>360</td> <td>AVERAGE</td> </tr> </tbody> </table>	Limit	Read	Ant	Cable	Preamp	Aux	APos	TPos	Remark	Freq	Level	Line	Margin	Level	Factor	Loss	Factor	Factor	MHz	dBuV/m	dBuV/m	dB	dBuV	dB/m	dB	dB	cm	1	2462.00	101.75	-----	-----	86.37	27.52	7.83	29.89	9.92	100	360	AVERAGE
Limit	Read	Ant	Cable	Preamp	Aux	APos	TPos	Remark																																																																										
Freq	Level	Line	Margin	Level	Factor	Loss	Factor	Factor																																																																										
MHz	dBuV/m	dBuV/m	dB	dBuV	dB/m	dB	dB	cm																																																																										
1	2483.51	52.07	54.00	-1.93	36.47	27.70	7.86	29.88	9.92	100	360	AVERAGE																																																																						
Limit	Read	Ant	Cable	Preamp	Aux	APos	TPos	Remark																																																																										
Freq	Level	Line	Margin	Level	Factor	Loss	Factor	Factor																																																																										
MHz	dBuV/m	dBuV/m	dB	dBuV	dB/m	dB	dB	cm																																																																										
1	2462.00	101.75	-----	-----	86.37	27.52	7.83	29.89	9.92	100	360	AVERAGE																																																																						



Mode	21																																																																																			
	Band Edge																																																																																			
	2400-2483.5_802.11n HT20_CH11_2462MHz																																																																																			
ANT	11																																																																																			
Pol.	Vertical	Fundamental																																																																																		
Peak	 <p>Level (dBuV/m)</p> <p>Frequency (MHz)</p> <p>PEAK_BE_74</p> <p>Site : 03CH16-HY Condition: PEAK_BE_74 3m 91200-1522_240328 VERTICAL : RBW:1000.000kHz VBW:3000.000kHz SWT:Auto</p> <table border="1"> <thead> <tr> <th>Limit</th> <th>Read</th> <th>Ant</th> <th>Cable</th> <th>Preamp</th> <th>Aux</th> <th>APos</th> <th>TPos</th> <th>Remark</th> </tr> <tr> <th>Freq</th> <th>Level</th> <th>Line</th> <th>Margin</th> <th>Level</th> <th>Factor</th> <th>Loss</th> <th>Factor</th> <th>Factor</th> </tr> <tr> <th>MHz</th> <th>dBuV/m</th> <th>dBuV/m</th> <th>dB</th> <th>dBuV</th> <th>dB/m</th> <th>dB</th> <th>dB</th> <th>cm</th> <th>deg</th> </tr> </thead> <tbody> <tr> <td>1</td> <td>2484.38</td> <td>65.68</td> <td>74.00</td> <td>-8.32</td> <td>50.08</td> <td>27.70</td> <td>7.86</td> <td>29.88</td> <td>9.92</td> <td>374</td> <td>235</td> <td>PEAK</td> </tr> </tbody> </table>	Limit	Read	Ant	Cable	Preamp	Aux	APos	TPos	Remark	Freq	Level	Line	Margin	Level	Factor	Loss	Factor	Factor	MHz	dBuV/m	dBuV/m	dB	dBuV	dB/m	dB	dB	cm	deg	1	2484.38	65.68	74.00	-8.32	50.08	27.70	7.86	29.88	9.92	374	235	PEAK	 <p>Level (dBuV/m)</p> <p>Frequency (MHz)</p> <p>PEAK_74</p> <p>Site : 03CH16-HY Condition: PEAK_74 3m 91200-1522_240328 VERTICAL : RBW:1000.000kHz VBW:3000.000kHz SWT:Auto</p> <table border="1"> <thead> <tr> <th>Limit</th> <th>Read</th> <th>Ant</th> <th>Cable</th> <th>Preamp</th> <th>Aux</th> <th>APos</th> <th>TPos</th> <th>Remark</th> </tr> <tr> <th>Freq</th> <th>Level</th> <th>Line</th> <th>Margin</th> <th>Level</th> <th>Factor</th> <th>Loss</th> <th>Factor</th> <th>Factor</th> </tr> <tr> <th>MHz</th> <th>dBuV/m</th> <th>dBuV/m</th> <th>dB</th> <th>dBuV</th> <th>dB/m</th> <th>dB</th> <th>dB</th> <th>cm</th> <th>deg</th> </tr> </thead> <tbody> <tr> <td>1</td> <td>2462.00</td> <td>103.10</td> <td>-----</td> <td>-----</td> <td>87.70</td> <td>27.54</td> <td>7.83</td> <td>29.89</td> <td>9.92</td> <td>374</td> <td>235</td> <td>PEAK</td> </tr> </tbody> </table>	Limit	Read	Ant	Cable	Preamp	Aux	APos	TPos	Remark	Freq	Level	Line	Margin	Level	Factor	Loss	Factor	Factor	MHz	dBuV/m	dBuV/m	dB	dBuV	dB/m	dB	dB	cm	deg	1	2462.00	103.10	-----	-----	87.70	27.54	7.83	29.89	9.92	374	235	PEAK
	Limit	Read	Ant	Cable	Preamp	Aux	APos	TPos	Remark																																																																											
Freq	Level	Line	Margin	Level	Factor	Loss	Factor	Factor																																																																												
MHz	dBuV/m	dBuV/m	dB	dBuV	dB/m	dB	dB	cm	deg																																																																											
1	2484.38	65.68	74.00	-8.32	50.08	27.70	7.86	29.88	9.92	374	235	PEAK																																																																								
Limit	Read	Ant	Cable	Preamp	Aux	APos	TPos	Remark																																																																												
Freq	Level	Line	Margin	Level	Factor	Loss	Factor	Factor																																																																												
MHz	dBuV/m	dBuV/m	dB	dBuV	dB/m	dB	dB	cm	deg																																																																											
1	2462.00	103.10	-----	-----	87.70	27.54	7.83	29.89	9.92	374	235	PEAK																																																																								
Avg	 <p>Level (dBuV/m)</p> <p>Frequency (MHz)</p> <p>AVG_BE_54</p> <p>Site : 03CH16-HY Condition: AVG_BE_54 3m 91200-1522_240328 VERTICAL : RBW:1000.000kHz VBW:0.750kHz SWT:Auto</p> <table border="1"> <thead> <tr> <th>Limit</th> <th>Read</th> <th>Ant</th> <th>Cable</th> <th>Preamp</th> <th>Aux</th> <th>APos</th> <th>TPos</th> <th>Remark</th> </tr> <tr> <th>Freq</th> <th>Level</th> <th>Line</th> <th>Margin</th> <th>Level</th> <th>Factor</th> <th>Loss</th> <th>Factor</th> <th>Factor</th> </tr> <tr> <th>MHz</th> <th>dBuV/m</th> <th>dBuV/m</th> <th>dB</th> <th>dBuV</th> <th>dB/m</th> <th>dB</th> <th>dB</th> <th>cm</th> <th>deg</th> </tr> </thead> <tbody> <tr> <td>1</td> <td>2483.74</td> <td>49.55</td> <td>54.00</td> <td>-4.45</td> <td>33.95</td> <td>27.70</td> <td>7.86</td> <td>29.88</td> <td>9.92</td> <td>374</td> <td>235</td> <td>AVERAGE</td> </tr> </tbody> </table>	Limit	Read	Ant	Cable	Preamp	Aux	APos	TPos	Remark	Freq	Level	Line	Margin	Level	Factor	Loss	Factor	Factor	MHz	dBuV/m	dBuV/m	dB	dBuV	dB/m	dB	dB	cm	deg	1	2483.74	49.55	54.00	-4.45	33.95	27.70	7.86	29.88	9.92	374	235	AVERAGE	 <p>Level (dBuV/m)</p> <p>Frequency (MHz)</p> <p>AVG_54</p> <p>Site : 03CH16-HY Condition: AVG_54 3m 91200-1522_240328 VERTICAL : RBW:1000.000kHz VBW:0.750kHz SWT:Auto</p> <table border="1"> <thead> <tr> <th>Limit</th> <th>Read</th> <th>Ant</th> <th>Cable</th> <th>Preamp</th> <th>Aux</th> <th>APos</th> <th>TPos</th> <th>Remark</th> </tr> <tr> <th>Freq</th> <th>Level</th> <th>Line</th> <th>Margin</th> <th>Level</th> <th>Factor</th> <th>Loss</th> <th>Factor</th> <th>Factor</th> </tr> <tr> <th>MHz</th> <th>dBuV/m</th> <th>dBuV/m</th> <th>dB</th> <th>dBuV</th> <th>dB/m</th> <th>dB</th> <th>dB</th> <th>cm</th> <th>deg</th> </tr> </thead> <tbody> <tr> <td>1</td> <td>2462.00</td> <td>95.59</td> <td>-----</td> <td>-----</td> <td>80.21</td> <td>27.52</td> <td>7.83</td> <td>29.89</td> <td>9.92</td> <td>374</td> <td>235</td> <td>AVERAGE</td> </tr> </tbody> </table>	Limit	Read	Ant	Cable	Preamp	Aux	APos	TPos	Remark	Freq	Level	Line	Margin	Level	Factor	Loss	Factor	Factor	MHz	dBuV/m	dBuV/m	dB	dBuV	dB/m	dB	dB	cm	deg	1	2462.00	95.59	-----	-----	80.21	27.52	7.83	29.89	9.92	374	235	AVERAGE
Limit	Read	Ant	Cable	Preamp	Aux	APos	TPos	Remark																																																																												
Freq	Level	Line	Margin	Level	Factor	Loss	Factor	Factor																																																																												
MHz	dBuV/m	dBuV/m	dB	dBuV	dB/m	dB	dB	cm	deg																																																																											
1	2483.74	49.55	54.00	-4.45	33.95	27.70	7.86	29.88	9.92	374	235	AVERAGE																																																																								
Limit	Read	Ant	Cable	Preamp	Aux	APos	TPos	Remark																																																																												
Freq	Level	Line	Margin	Level	Factor	Loss	Factor	Factor																																																																												
MHz	dBuV/m	dBuV/m	dB	dBuV	dB/m	dB	dB	cm	deg																																																																											
1	2462.00	95.59	-----	-----	80.21	27.52	7.83	29.89	9.92	374	235	AVERAGE																																																																								



Mode	21																																																																																																															
	Harmonic																																																																																																															
	2400-2483.5_802.11n_HT20_CH11_2462MHz																																																																																																															
ANT	11																																																																																																															
Pol.	Horizontal	Vertical																																																																																																														
Peak Avg	<p>Site : 03CH16-HY Condition: PEAK_74 3m 91200-1522_240328 HORIZONTAL</p> <table border="1"> <thead> <tr> <th></th> <th>Limit</th> <th>Read</th> <th>Ant</th> <th>Cable</th> <th>Preamp</th> <th>Aux</th> <th>APos</th> <th>TPos</th> <th></th> </tr> <tr> <th>Freq</th> <th>Level</th> <th>Line</th> <th>Margin</th> <th>Level</th> <th>Factor</th> <th>Loss</th> <th>Factor</th> <th>Factor</th> <th>Remark</th> </tr> <tr> <th></th> <th>MHz</th> <th>dBuV/m</th> <th>dBuV/m</th> <th>dB</th> <th>dBuV</th> <th>dB/m</th> <th>dB</th> <th>dB</th> <th>cm</th> <th>deg</th> </tr> </thead> <tbody> <tr> <td>1</td> <td>4924.00</td> <td>42.33</td> <td>74.00</td> <td>-31.67</td> <td>63.86</td> <td>32.84</td> <td>11.05</td> <td>65.94</td> <td>0.52</td> <td>--</td> <td>PEAK</td> </tr> <tr> <td>2</td> <td>7386.00</td> <td>44.33</td> <td>74.00</td> <td>-29.67</td> <td>59.50</td> <td>36.46</td> <td>13.34</td> <td>65.46</td> <td>0.49</td> <td>--</td> <td>PEAK</td> </tr> </tbody> </table>		Limit	Read	Ant	Cable	Preamp	Aux	APos	TPos		Freq	Level	Line	Margin	Level	Factor	Loss	Factor	Factor	Remark		MHz	dBuV/m	dBuV/m	dB	dBuV	dB/m	dB	dB	cm	deg	1	4924.00	42.33	74.00	-31.67	63.86	32.84	11.05	65.94	0.52	--	PEAK	2	7386.00	44.33	74.00	-29.67	59.50	36.46	13.34	65.46	0.49	--	PEAK	<p>Site : 03CH16-HY Condition: PEAK_74 3m 91200-1522_240328 VERTICAL</p> <table border="1"> <thead> <tr> <th></th> <th>Limit</th> <th>Read</th> <th>Ant</th> <th>Cable</th> <th>Preamp</th> <th>Aux</th> <th>APos</th> <th>TPos</th> <th></th> </tr> <tr> <th>Freq</th> <th>Level</th> <th>Line</th> <th>Margin</th> <th>Level</th> <th>Factor</th> <th>Loss</th> <th>Factor</th> <th>Factor</th> <th>Remark</th> </tr> <tr> <th></th> <th>MHz</th> <th>dBuV/m</th> <th>dBuV/m</th> <th>dB</th> <th>dBuV</th> <th>dB/m</th> <th>dB</th> <th>dB</th> <th>cm</th> <th>deg</th> </tr> </thead> <tbody> <tr> <td>1</td> <td>4924.00</td> <td>40.61</td> <td>74.00</td> <td>-33.39</td> <td>62.14</td> <td>32.84</td> <td>11.05</td> <td>65.94</td> <td>0.52</td> <td>--</td> <td>PEAK</td> </tr> <tr> <td>2</td> <td>7386.00</td> <td>44.09</td> <td>74.00</td> <td>-29.91</td> <td>59.26</td> <td>36.46</td> <td>13.34</td> <td>65.46</td> <td>0.49</td> <td>--</td> <td>PEAK</td> </tr> </tbody> </table>		Limit	Read	Ant	Cable	Preamp	Aux	APos	TPos		Freq	Level	Line	Margin	Level	Factor	Loss	Factor	Factor	Remark		MHz	dBuV/m	dBuV/m	dB	dBuV	dB/m	dB	dB	cm	deg	1	4924.00	40.61	74.00	-33.39	62.14	32.84	11.05	65.94	0.52	--	PEAK	2	7386.00	44.09	74.00	-29.91	59.26	36.46	13.34	65.46	0.49	--	PEAK
		Limit	Read	Ant	Cable	Preamp	Aux	APos	TPos																																																																																																							
Freq	Level	Line	Margin	Level	Factor	Loss	Factor	Factor	Remark																																																																																																							
	MHz	dBuV/m	dBuV/m	dB	dBuV	dB/m	dB	dB	cm	deg																																																																																																						
1	4924.00	42.33	74.00	-31.67	63.86	32.84	11.05	65.94	0.52	--	PEAK																																																																																																					
2	7386.00	44.33	74.00	-29.67	59.50	36.46	13.34	65.46	0.49	--	PEAK																																																																																																					
	Limit	Read	Ant	Cable	Preamp	Aux	APos	TPos																																																																																																								
Freq	Level	Line	Margin	Level	Factor	Loss	Factor	Factor	Remark																																																																																																							
	MHz	dBuV/m	dBuV/m	dB	dBuV	dB/m	dB	dB	cm	deg																																																																																																						
1	4924.00	40.61	74.00	-33.39	62.14	32.84	11.05	65.94	0.52	--	PEAK																																																																																																					
2	7386.00	44.09	74.00	-29.91	59.26	36.46	13.34	65.46	0.49	--	PEAK																																																																																																					



	21	
Mode	Harmonic	
	2400-2483.5_802.11n HT20_CH11_2462MHz	
ANT	11	
Pol.	Horizontal	Vertical
14.47G ~14.5G Avg	<p>Site : 03CH16-HY Condition: AVG_54 3m 91280-1522_240328 HORIZONTAL</p>	<p>Site : 03CH16-HY Condition: AVG_54 3m 91280-1522_240328 VERTICAL</p>
17.7G ~18G Avg	<p>Site : 03CH16-HY Condition: AVG_54 3m 91280-1522_240328 HORIZONTAL</p>	<p>Site : 03CH16-HY Condition: AVG_54 3m 91280-1522_240328 VERTICAL</p>



Mode	22																																																																																																																																																																																							
	LF																																																																																																																																																																																							
	2400-2483.5_802.11b_CH01_2412MHz																																																																																																																																																																																							
ANT	11																																																																																																																																																																																							
Pol.	Horizontal	Vertical																																																																																																																																																																																						
QP/ Peak	<p>Site : 03CH16-HY Condition: QP 3m CBL6111D&00002N1D01N-06_47020 & 06 HORIZONTAL</p> <table border="1"> <thead> <tr> <th>Peak</th> <th>Freq (MHz)</th> <th>Level (dBuV/m)</th> <th>Limit (dBuV/m)</th> <th>Line Margin (dB)</th> <th>Read Level (dBuV)</th> <th>Ant Factor (dB/m)</th> <th>Cable Loss (dB)</th> <th>Preamp (dB)</th> <th>Aux Factor (dB)</th> <th>APos (cm)</th> <th>TPos (deg)</th> <th>Remark</th> </tr> </thead> <tbody> <tr><td>1</td><td>86.26</td><td>21.55</td><td>40.00</td><td>-18.45</td><td>38.36</td><td>14.32</td><td>1.46</td><td>32.59</td><td>0.00</td><td>--</td><td>--</td><td>Peak</td></tr> <tr><td>2</td><td>92.00</td><td>23.05</td><td>43.50</td><td>-20.45</td><td>39.22</td><td>14.91</td><td>1.50</td><td>32.50</td><td>0.00</td><td>--</td><td>--</td><td>Peak</td></tr> <tr><td>3</td><td>260.06</td><td>18.93</td><td>46.00</td><td>-27.07</td><td>28.78</td><td>20.01</td><td>2.50</td><td>32.36</td><td>0.00</td><td>--</td><td>--</td><td>Peak</td></tr> <tr><td>4</td><td>483.96</td><td>23.60</td><td>46.00</td><td>-22.40</td><td>29.30</td><td>23.65</td><td>3.41</td><td>32.76</td><td>0.00</td><td>--</td><td>--</td><td>Peak</td></tr> <tr><td>5</td><td>709.97</td><td>31.61</td><td>46.00</td><td>-14.39</td><td>32.93</td><td>26.71</td><td>4.14</td><td>32.17</td><td>0.00</td><td>--</td><td>--</td><td>Peak</td></tr> <tr><td>6</td><td>943.74</td><td>32.33</td><td>46.00</td><td>-13.67</td><td>28.84</td><td>30.52</td><td>4.79</td><td>31.82</td><td>0.00</td><td>--</td><td>--</td><td>Peak</td></tr> </tbody> </table>	Peak	Freq (MHz)	Level (dBuV/m)	Limit (dBuV/m)	Line Margin (dB)	Read Level (dBuV)	Ant Factor (dB/m)	Cable Loss (dB)	Preamp (dB)	Aux Factor (dB)	APos (cm)	TPos (deg)	Remark	1	86.26	21.55	40.00	-18.45	38.36	14.32	1.46	32.59	0.00	--	--	Peak	2	92.00	23.05	43.50	-20.45	39.22	14.91	1.50	32.50	0.00	--	--	Peak	3	260.06	18.93	46.00	-27.07	28.78	20.01	2.50	32.36	0.00	--	--	Peak	4	483.96	23.60	46.00	-22.40	29.30	23.65	3.41	32.76	0.00	--	--	Peak	5	709.97	31.61	46.00	-14.39	32.93	26.71	4.14	32.17	0.00	--	--	Peak	6	943.74	32.33	46.00	-13.67	28.84	30.52	4.79	31.82	0.00	--	--	Peak	<p>Site : 03CH16-HY Condition: QP 3m CBL6111D&00002N1D01N-06_47020 & 06 VERTICAL</p> <table border="1"> <thead> <tr> <th>Peak</th> <th>Freq (MHz)</th> <th>Level (dBuV/m)</th> <th>Limit (dBuV/m)</th> <th>Line Margin (dB)</th> <th>Read Level (dBuV)</th> <th>Ant Factor (dB/m)</th> <th>Cable Loss (dB)</th> <th>Preamp (dB)</th> <th>Aux Factor (dB)</th> <th>APos (cm)</th> <th>TPos (deg)</th> <th>Remark</th> </tr> </thead> <tbody> <tr><td>1</td><td>34.85</td><td>24.19</td><td>40.00</td><td>-15.81</td><td>33.59</td><td>22.24</td><td>0.93</td><td>32.57</td><td>0.00</td><td>--</td><td>--</td><td>Peak</td></tr> <tr><td>2</td><td>152.22</td><td>27.95</td><td>43.50</td><td>-15.55</td><td>41.39</td><td>17.11</td><td>1.92</td><td>32.47</td><td>0.00</td><td>--</td><td>--</td><td>Peak</td></tr> <tr><td>3</td><td>263.77</td><td>24.90</td><td>46.00</td><td>-21.02</td><td>34.82</td><td>20.00</td><td>2.51</td><td>32.35</td><td>0.00</td><td>--</td><td>--</td><td>Peak</td></tr> <tr><td>4</td><td>499.48</td><td>24.81</td><td>46.00</td><td>-21.19</td><td>30.30</td><td>23.92</td><td>3.46</td><td>32.87</td><td>0.00</td><td>--</td><td>--</td><td>Peak</td></tr> <tr><td>5</td><td>717.73</td><td>39.01</td><td>46.00</td><td>-6.99</td><td>39.98</td><td>27.02</td><td>4.16</td><td>32.15</td><td>0.00</td><td>--</td><td>--</td><td>Peak</td></tr> <tr><td>6</td><td>954.41</td><td>33.49</td><td>46.00</td><td>-12.51</td><td>29.53</td><td>30.83</td><td>4.82</td><td>31.69</td><td>0.00</td><td>--</td><td>--</td><td>Peak</td></tr> </tbody> </table>	Peak	Freq (MHz)	Level (dBuV/m)	Limit (dBuV/m)	Line Margin (dB)	Read Level (dBuV)	Ant Factor (dB/m)	Cable Loss (dB)	Preamp (dB)	Aux Factor (dB)	APos (cm)	TPos (deg)	Remark	1	34.85	24.19	40.00	-15.81	33.59	22.24	0.93	32.57	0.00	--	--	Peak	2	152.22	27.95	43.50	-15.55	41.39	17.11	1.92	32.47	0.00	--	--	Peak	3	263.77	24.90	46.00	-21.02	34.82	20.00	2.51	32.35	0.00	--	--	Peak	4	499.48	24.81	46.00	-21.19	30.30	23.92	3.46	32.87	0.00	--	--	Peak	5	717.73	39.01	46.00	-6.99	39.98	27.02	4.16	32.15	0.00	--	--	Peak	6	954.41	33.49	46.00	-12.51	29.53	30.83	4.82	31.69	0.00	--	--	Peak
Peak	Freq (MHz)	Level (dBuV/m)	Limit (dBuV/m)	Line Margin (dB)	Read Level (dBuV)	Ant Factor (dB/m)	Cable Loss (dB)	Preamp (dB)	Aux Factor (dB)	APos (cm)	TPos (deg)	Remark																																																																																																																																																																												
1	86.26	21.55	40.00	-18.45	38.36	14.32	1.46	32.59	0.00	--	--	Peak																																																																																																																																																																												
2	92.00	23.05	43.50	-20.45	39.22	14.91	1.50	32.50	0.00	--	--	Peak																																																																																																																																																																												
3	260.06	18.93	46.00	-27.07	28.78	20.01	2.50	32.36	0.00	--	--	Peak																																																																																																																																																																												
4	483.96	23.60	46.00	-22.40	29.30	23.65	3.41	32.76	0.00	--	--	Peak																																																																																																																																																																												
5	709.97	31.61	46.00	-14.39	32.93	26.71	4.14	32.17	0.00	--	--	Peak																																																																																																																																																																												
6	943.74	32.33	46.00	-13.67	28.84	30.52	4.79	31.82	0.00	--	--	Peak																																																																																																																																																																												
Peak	Freq (MHz)	Level (dBuV/m)	Limit (dBuV/m)	Line Margin (dB)	Read Level (dBuV)	Ant Factor (dB/m)	Cable Loss (dB)	Preamp (dB)	Aux Factor (dB)	APos (cm)	TPos (deg)	Remark																																																																																																																																																																												
1	34.85	24.19	40.00	-15.81	33.59	22.24	0.93	32.57	0.00	--	--	Peak																																																																																																																																																																												
2	152.22	27.95	43.50	-15.55	41.39	17.11	1.92	32.47	0.00	--	--	Peak																																																																																																																																																																												
3	263.77	24.90	46.00	-21.02	34.82	20.00	2.51	32.35	0.00	--	--	Peak																																																																																																																																																																												
4	499.48	24.81	46.00	-21.19	30.30	23.92	3.46	32.87	0.00	--	--	Peak																																																																																																																																																																												
5	717.73	39.01	46.00	-6.99	39.98	27.02	4.16	32.15	0.00	--	--	Peak																																																																																																																																																																												
6	954.41	33.49	46.00	-12.51	29.53	30.83	4.82	31.69	0.00	--	--	Peak																																																																																																																																																																												



Mode	23																																																																													
	SHF																																																																													
	2400-2483.5_802.11b_CH01_2412MHz																																																																													
ANT	11																																																																													
Pol.	Horizontal	Vertical																																																																												
Peak	<p>Site : 03CH16-HY Condition: PEAK_74 1m SHF_1223_230710 HORIZONTAL</p> <table border="1"> <thead> <tr> <th>Limit</th> <th>Read</th> <th>Ant</th> <th>Cable</th> <th>Preamp</th> <th>Aux</th> <th>APos</th> <th>TPos</th> <th>Remark</th> </tr> <tr> <th>Freq</th> <th>Level</th> <th>Line Margin</th> <th>Level Factor</th> <th>Loss Factor</th> <th>Factor</th> <th></th> <th></th> <th></th> </tr> <tr> <th>MHz</th> <th>dBuV/m</th> <th>dBuV/m</th> <th>dB</th> <th>dBuV</th> <th>dB/m</th> <th>dB</th> <th>dB</th> <th>cm</th> <th>deg</th> </tr> </thead> <tbody> <tr> <td>1 24795.17</td> <td>40.17</td> <td>74.00</td> <td>-33.83</td> <td>56.63</td> <td>39.34</td> <td>7.12</td> <td>53.38</td> <td>-9.54</td> <td>-- -- PEAK</td> </tr> </tbody> </table>	Limit	Read	Ant	Cable	Preamp	Aux	APos	TPos	Remark	Freq	Level	Line Margin	Level Factor	Loss Factor	Factor				MHz	dBuV/m	dBuV/m	dB	dBuV	dB/m	dB	dB	cm	deg	1 24795.17	40.17	74.00	-33.83	56.63	39.34	7.12	53.38	-9.54	-- -- PEAK	<p>Site : 03CH16-HY Condition: PEAK_74 1m SHF_1223_230710 VERTICAL</p> <table border="1"> <thead> <tr> <th>Limit</th> <th>Read</th> <th>Ant</th> <th>Cable</th> <th>Preamp</th> <th>Aux</th> <th>APos</th> <th>TPos</th> <th>Remark</th> </tr> <tr> <th>Freq</th> <th>Level</th> <th>Line Margin</th> <th>Level Factor</th> <th>Loss Factor</th> <th>Factor</th> <th></th> <th></th> <th></th> </tr> <tr> <th>MHz</th> <th>dBuV/m</th> <th>dBuV/m</th> <th>dB</th> <th>dBuV</th> <th>dB/m</th> <th>dB</th> <th>dB</th> <th>cm</th> <th>deg</th> </tr> </thead> <tbody> <tr> <td>1 24778.99</td> <td>40.69</td> <td>74.00</td> <td>-33.31</td> <td>57.18</td> <td>39.32</td> <td>7.12</td> <td>53.39</td> <td>-9.54</td> <td>-- -- PEAK</td> </tr> </tbody> </table>	Limit	Read	Ant	Cable	Preamp	Aux	APos	TPos	Remark	Freq	Level	Line Margin	Level Factor	Loss Factor	Factor				MHz	dBuV/m	dBuV/m	dB	dBuV	dB/m	dB	dB	cm	deg	1 24778.99	40.69	74.00	-33.31	57.18	39.32	7.12	53.39	-9.54	-- -- PEAK
	Limit	Read	Ant	Cable	Preamp	Aux	APos	TPos	Remark																																																																					
Freq	Level	Line Margin	Level Factor	Loss Factor	Factor																																																																									
MHz	dBuV/m	dBuV/m	dB	dBuV	dB/m	dB	dB	cm	deg																																																																					
1 24795.17	40.17	74.00	-33.83	56.63	39.34	7.12	53.38	-9.54	-- -- PEAK																																																																					
Limit	Read	Ant	Cable	Preamp	Aux	APos	TPos	Remark																																																																						
Freq	Level	Line Margin	Level Factor	Loss Factor	Factor																																																																									
MHz	dBuV/m	dBuV/m	dB	dBuV	dB/m	dB	dB	cm	deg																																																																					
1 24778.99	40.69	74.00	-33.31	57.18	39.32	7.12	53.39	-9.54	-- -- PEAK																																																																					



Appendix C. Duty Cycle Plots

Band	Duty Cycle(%)	T(us)	1/T(kHz)	VBW Setting
802.11b	98.97	-	-	10Hz
802.11g	93.46	1430	0.70	750Hz
2.4GHz 802.11n HT20	92.71	1335	0.75	750Hz

