

Appendix C. Setup Photographs

<Radiated Emission>


<Ant. 0>

Y Plane for EN-DC 2A_n5A / EN-DC 48A_n5A / EN-DC 66A_n5A / EN-DC 2A_n66A

LF



HF




<Ant. 3>

Y Plane for EN-DC 13A_n5A / EN-DC 13A_n2A / EN-DC 66A_n2A

LF



HF




<Ant. 3>

Z Plane for EN-DC 2A_n77A / EN-DC 5A_n77A / EN-DC 13A_n77A / EN-DC 66A_n77A

LF




HF





SHF



—————THE END—————