

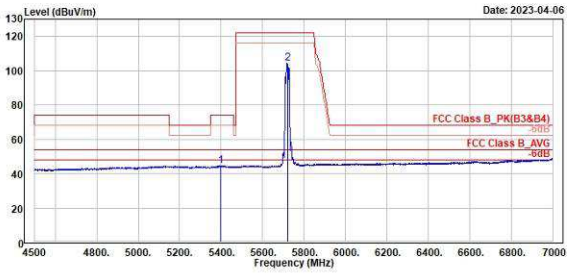
802.11ax HE20

CH 144 (Horizontal) Average

CH 144 (Vertical) Average



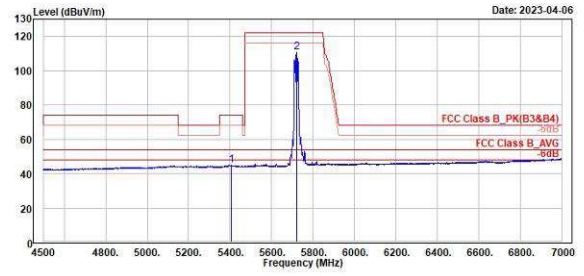
TUV Rheinland Taiwan Ltd.
No. 438-18, Sec 2, Fenliiao, Linkou Dist., New Taipei City 244, Taiwan(R.O.C.)
Tel: +886-2172-1000 Fax: +886-2172-1322



Read	Limit	Over	APos	TPos	Remark	Pol/Phase	Note	
Freq	Level	Level Factor	Line	Limit				
MHz	dBuV/m	dBuV	dB/m	dBuV/m	dB	cm	deg	
1	5397.58	44.46	0.72	43.74	54.00	-9.54	305	233 Average Horizontal
2 *	5720.00	104.53	60.90	43.63	54.00	58.53	305	233 Average Horizontal



TUV Rheinland Taiwan Ltd.
No. 438-18, Sec 2, Fenliiao, Linkou Dist., New Taipei City 244, Taiwan(R.O.C.)
Tel: +886-2172-1000 Fax: +886-2172-1322



Read	Limit	Over	APos	TPos	Remark	Pol/Phase	Note	
Freq	Level	Level Factor	Line	Limit				
MHz	dBuV/m	dBuV	dB/m	dBuV/m	dB	cm	deg	
1	5405.00	44.81	1.07	43.74	54.00	-9.19	317	347 Average Vertical
2 *	5720.00	118.54	66.91	43.63	54.00	56.54	317	347 Average Vertical

802.11ax HE40

CH 102 (Horizontal) Peak

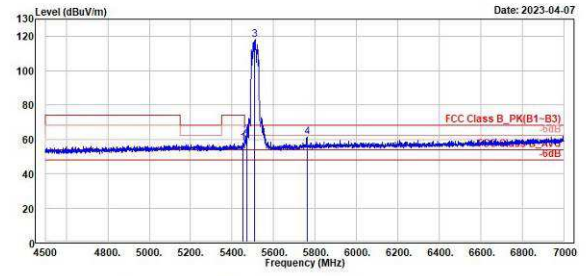
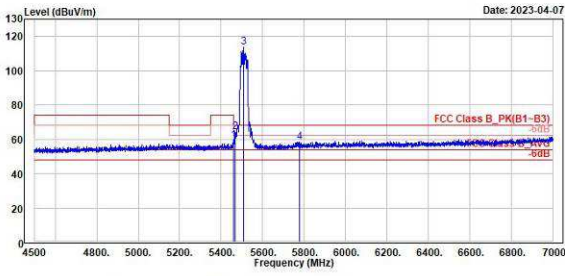
CH 102 (Vertical) Peak



TÜV Rheinland Taiwan Ltd.
No. 438-18, Sec 2, Fentiao, Linkou Dist., New Taipei City 244, Taiwan(R.O.C.)
Tel: +886-2172-1000 Fax: +886-2172-1322



TÜV Rheinland Taiwan Ltd.
No. 438-18, Sec 2, Fentiao, Linkou Dist., New Taipei City 244, Taiwan(R.O.C.)
Tel: +886-2172-1000 Fax: +886-2172-1322



Peak	Freq	Level	Read	Limit	Over	APos	TPos	Remark	Pol/Phase	Note
	MHz	dBuV/m	dBuV	dB/m	dBuV/m	dB	cm	deg		
1	5469.00	59.47	16.03	43.44	68.20	-8.73	246	235 Peak	Horizontal	
2	5469.50	64.13	20.66	43.47	68.20	-4.07	246	235 Peak	Horizontal	
3	5518.00	113.53	69.59	43.54	68.20	45.33	246	235 Peak	Horizontal	
4	5778.50	58.49	14.51	43.98	68.20	-9.71	246	235 Peak	Horizontal	

Peak	Freq	Level	Read	Limit	Over	APos	TPos	Remark	Pol/Phase	Note
	MHz	dBuV/m	dBuV	dB/m	dBuV/m	dB	cm	deg		
1	5453.00	57.74	14.31	43.43	74.00	-16.26	308	341 Peak	Vertical	
2	5479.00	62.26	18.79	43.47	68.20	-5.94	308	341 Peak	Vertical	
3	5518.00	118.37	74.83	43.54	68.20	50.17	308	341 Peak	Vertical	
4	5768.50	61.07	17.10	43.97	68.20	-7.13	308	341 Peak	Vertical	

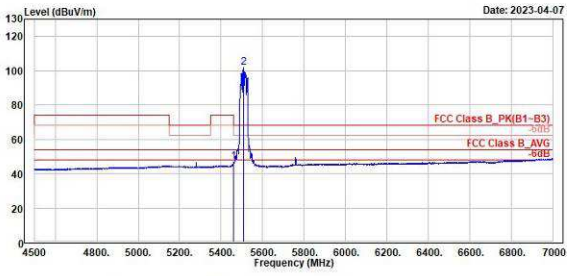
802.11ax HE40

CH 102 (Horizontal) Average

CH 102 (Vertical) Average



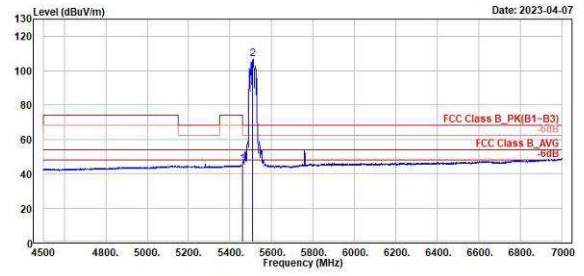
TÜV Rheinland Taiwan Ltd.
No. 438-18, Sec 2, Fenhiao, Linkou Dist., New Taipei City 244, Taiwan(R.O.C.)
Tel: +886-2172-1000 Fax: +886-2172-1322



Read	Limit	Over	APos	TPos	Remark	Pol/Phase	Note				
Level	Line	Limit									
Factor											
dBuV	dB/m	dBuV/m	dB	cm	deg						
1	5459.58	46.74	3.30	43.44	54.00	-7.26	246	235	Average	Horizontal	
2 *	5518.00	101.89	58.35	43.54	54.00	47.89	246	235	Average	Horizontal	



TÜV Rheinland Taiwan Ltd.
No. 438-18, Sec 2, Fenhiao, Linkou Dist., New Taipei City 244, Taiwan(R.O.C.)
Tel: +886-2172-1000 Fax: +886-2172-1322



Read	Limit	Over	APos	TPos	Remark	Pol/Phase	Note				
Level	Line	Limit									
Factor											
dBuV	dB/m	dBuV/m	dB	cm	deg						
1	5468.00	45.54	2.10	43.44	54.00	-8.46	308	341	Average	Vertical	
2 *	5518.00	106.98	63.44	43.54	54.00	52.98	308	341	Average	Vertical	

802.11ax HE40

CH 110 (Horizontal) Peak

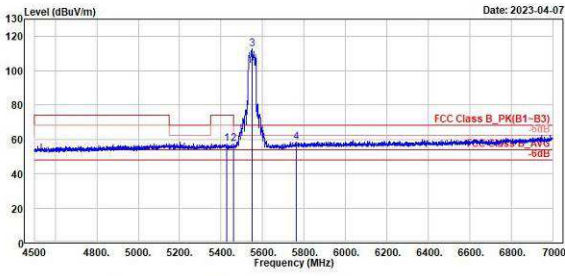
CH 110 (Vertical) Peak



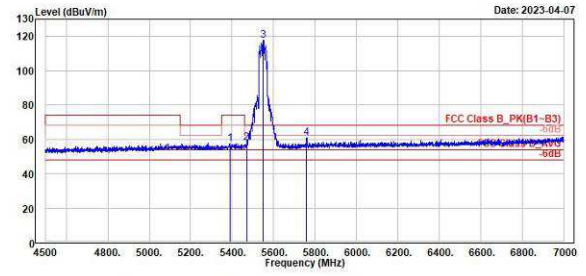
TÜV Rheinland Taiwan Ltd.
No. 438-18, Sec 2, Fentiao, Linkou Dist., New Taipei City 244, Taiwan(R.O.C.)
Tel: +886-2172-1000 Fax: +886-2172-1322



TÜV Rheinland Taiwan Ltd.
No. 438-18, Sec 2, Fentiao, Linkou Dist., New Taipei City 244, Taiwan(R.O.C.)
Tel: +886-2172-1000 Fax: +886-2172-1322



Peak	Freq	Level	Read Level	Factor	Limit	Over	APos	TPos	Remark	Pol/Phase	Note
	MHz	dBuV/m	dBuV	dB/m	dBuV/m	dB	cm	deg			
1	5436.58	57.29	13.70	43.59	74.00	-16.71	181	360	Peak	Horizontal	
2	5460.58	57.34	13.90	43.44	68.20	-10.86	181	360	Peak	Horizontal	
3 *	5558.00	112.57	69.87	43.58	68.20	44.37	181	360	Peak	Horizontal	
4	5763.58	58.19	14.22	43.97	68.20	-10.01	181	360	Peak	Horizontal	



Peak	Freq	Level	Read Level	Factor	Limit	Over	APos	TPos	Remark	Pol/Phase	Note
	MHz	dBuV/m	dBuV	dB/m	dBuV/m	dB	cm	deg			
1	5389.00	57.37	13.73	43.64	74.00	-16.63	293	344	Peak	Vertical	
2	5470.00	57.77	14.30	43.47	68.20	-10.43	293	344	Peak	Vertical	
3 *	5558.00	117.59	74.09	43.50	68.20	49.39	293	344	Peak	Vertical	
4	5760.00	60.71	16.74	43.97	68.20	-7.49	293	344	Peak	Vertical	

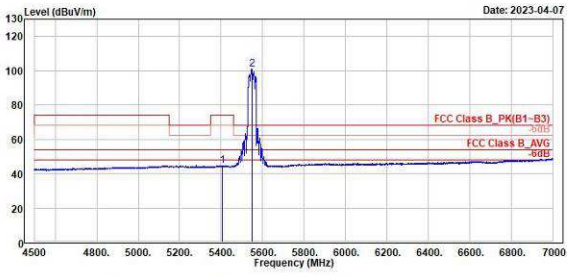
802.11ax HE40

CH 110 (Horizontal) Average

CH 110 (Vertical) Average



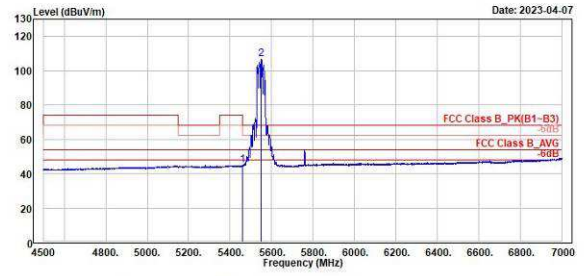
TÜV Rheinland Taiwan Ltd.
No. 438-18, Sec 2, Fenhiao, Linkou Dist., New Taipei City 244, Taiwan(R.O.C.)
Tel: +886-2172-1000 Fax: +886-2172-1322



Read	Limit	Over	APos	TPos	Remark	Pol/Phase	Note
Level	Line	Limit					
Factor							
Freq	Level	Level	Factor	Line	Limit	APos	TPos
MHz	dBuV/m	dBuV	dB/m	dBuV/m	dB	cm	deg
1	5485.58	44.73	0.99	43.74	54.00	-9.27	181
2 *	5550.00	101.04	57.54	43.50	54.00	47.04	181



TÜV Rheinland Taiwan Ltd.
No. 438-18, Sec 2, Fenhiao, Linkou Dist., New Taipei City 244, Taiwan(R.O.C.)
Tel: +886-2172-1000 Fax: +886-2172-1322



Read	Limit	Over	APos	TPos	Remark	Pol/Phase	Note
Level	Line	Limit					
Factor							
Freq	Level	Level	Factor	Line	Limit	APos	TPos
MHz	dBuV/m	dBuV	dB/m	dBuV/m	dB	cm	deg
1	5459.50	44.89	1.45	43.44	54.00	-9.11	293
2 *	5550.00	106.62	63.12	43.50	54.00	52.62	293

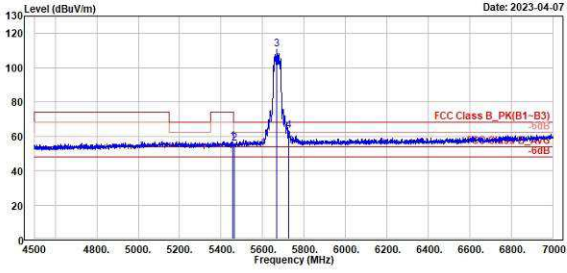
802.11ax HE40

CH 134 (Horizontal) Peak

CH 134 (Vertical) Peak



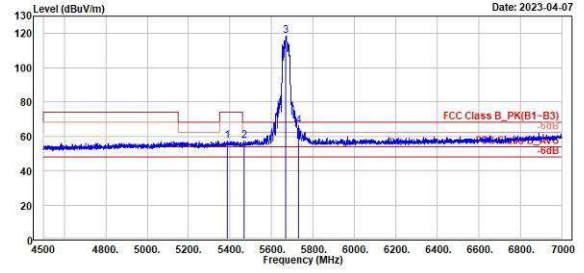
TUV Rheinland Taiwan Ltd.
No. 438-18, Sec 2, Fenliiao, Linkou Dist., New Taipei City 244, Taiwan(R.O.C.)
Tel: +886-2172-1000 Fax: +886-2172-1322



Peak	Freq	Level	Read	Limit	Over	APos	TPos	Remark	Pol/Phase	Note
	MHz	dBuV/m	dBuV	dB/m	dBuV/m	dB	cm	deg		
1	5454.00	57.00	13.57	43.43	74.00	-17.00	232	235 Peak	Horizontal	
2	5463.50	56.02	12.56	43.46	68.20	-12.18	232	235 Peak	Horizontal	
3 *	5670.00	110.83	67.32	43.51	68.20	42.63	232	235 Peak	Horizontal	
4 †	5727.00	63.07	19.36	43.71	68.20	-5.13	232	235 Peak	Horizontal	



TUV Rheinland Taiwan Ltd.
No. 438-18, Sec 2, Fenliiao, Linkou Dist., New Taipei City 244, Taiwan(R.O.C.)
Tel: +886-2172-1000 Fax: +886-2172-1322



Peak	Freq	Level	Read	Limit	Over	APos	TPos	Remark	Pol/Phase	Note
	MHz	dBuV/m	dBuV	dB/m	dBuV/m	dB	cm	deg		
1	5306.50	57.20	13.60	43.60	74.00	-16.80	271	345 Peak	Vertical	
2	5469.50	57.10	13.63	43.47	68.20	-11.10	271	345 Peak	Vertical	
3 *	5670.00	110.82	75.31	43.51	68.20	50.62	271	345 Peak	Vertical	
4 †	5731.00	66.35	22.60	43.75	68.20	-1.85	271	345 Peak	Vertical	

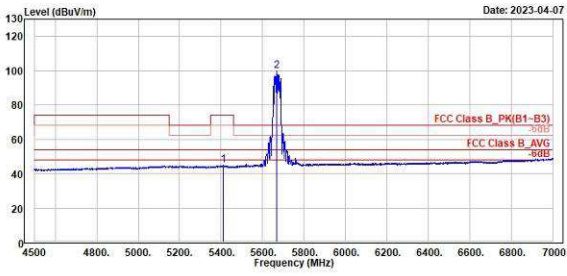
802.11ax HE40

CH 134 (Horizontal) Average

CH 134 (Vertical) Average



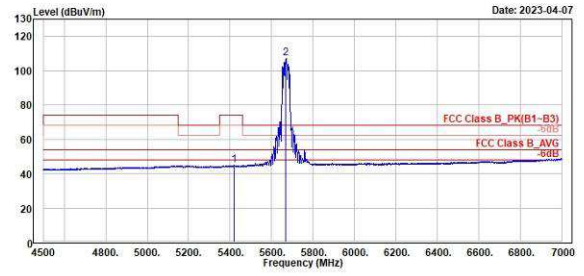
TUV Rheinland Taiwan Ltd.
No. 438-18, Sec 2, Fenliiao, Linkou Dist., New Taipei City 244, Taiwan(R.O.C.)
Tel: +886-2172-1000 Fax: +886-2172-1322



Read	Limit	Over	APos	TPos	Remark	Pol/Phase	Note	
Freq	Level	Level Factor	Line	Limit				
MHz	dBuV/m	dBuV	dB/m	dBuV/m	dB	cm	deg	
1	5412.58	44.75	1.07	43.68	54.00	-9.25	232	235 Average Horizontal
2 *	5670.00	100.02	56.51	43.51	54.00	46.02	232	235 Average Horizontal



TUV Rheinland Taiwan Ltd.
No. 438-18, Sec 2, Fenliiao, Linkou Dist., New Taipei City 244, Taiwan(R.O.C.)
Tel: +886-2172-1000 Fax: +886-2172-1322



Read	Limit	Over	APos	TPos	Remark	Pol/Phase	Note	
Freq	Level	Level Factor	Line	Limit				
MHz	dBuV/m	dBuV	dB/m	dBuV/m	dB	cm	deg	
1	5419.50	44.86	1.23	43.63	54.00	-9.14	271	345 Average Vertical
2 *	5670.00	107.16	63.65	43.51	54.00	53.16	271	345 Average Vertical

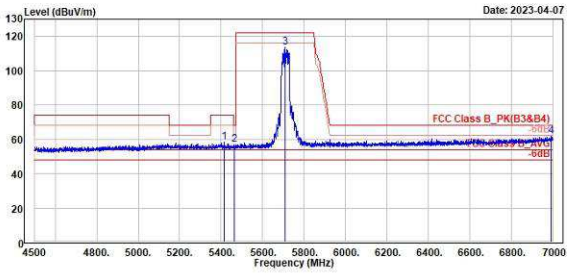
802.11ax HE40

CH 142 (Horizontal) Peak

CH 142 (Vertical) Peak



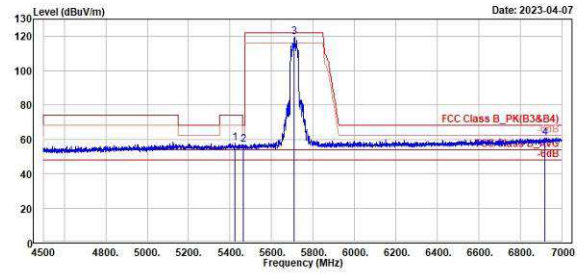
TUV Rheinland Taiwan Ltd.
No. 438-18, Sec 2, Fenliiao, Linkou Dist., New Taipei City 244, Taiwan(R.O.C.)
Tel: +886-2172-1000 Fax: +886-2172-1322



Peak	Freq	Level	Read	Limit	Over	APos	TPos	Remark	Pol/Phase	Note
	MHz	dBuV/m	dBuV	dB/m	dBuV/m	dB	cm	deg		
1	5413.50	58.10	14.43	43.67	74.00	-15.90	237	234 Peak	Horizontal	
2	5462.00	57.07	13.63	43.44	68.20	-11.13	237	234 Peak	Horizontal	
3	5716.00	113.89	70.36	43.53	122.20	-8.31	237	234 Peak	Horizontal	
4	6993.00	61.68	15.58	46.10	68.20	-6.52	237	234 Peak	Horizontal	



TUV Rheinland Taiwan Ltd.
No. 438-18, Sec 2, Fenliiao, Linkou Dist., New Taipei City 244, Taiwan(R.O.C.)
Tel: +886-2172-1000 Fax: +886-2172-1322



Peak	Freq	Level	Read	Limit	Over	APos	TPos	Remark	Pol/Phase	Note
	MHz	dBuV/m	dBuV	dB/m	dBuV/m	dB	cm	deg		
1	5413.50	57.90	14.30	43.60	74.00	-16.10	334	336 Peak	Vertical	
2	5462.50	57.05	13.61	43.44	68.20	-11.15	334	336 Peak	Vertical	
3	5716.00	119.42	75.89	43.53	122.20	-2.78	334	336 Peak	Vertical	
4	6917.50	60.95	15.53	45.42	68.20	-7.25	334	336 Peak	Vertical	

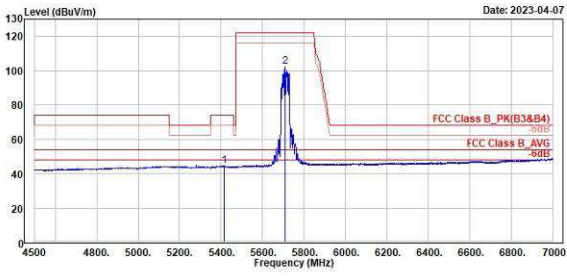
802.11ax HE40

CH 142 (Horizontal) Average

CH 142 (Vertical) Average



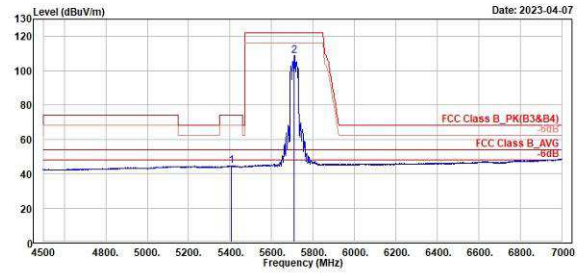
TUV Rheinland Taiwan Ltd.
No. 438-18, Sec 2, Fenliiao, Linkou Dist., New Taipei City 244, Taiwan(R.O.C.)
Tel: +886-2172-1000 Fax: +886-2172-1322



Read	Limit	Over	APos	TPos	Remark	Pol/Phase	Note		
Level	Line	Limit							
Factor									
dBuV	dB/m	dBuV/m	cm	deg					
1	5414.00	44.32	0.64	43.68	54.00	-9.68	237	234 Average	Horizontal
2 *	5710.00	102.15	58.62	43.53	54.00	48.15	237	234 Average	Horizontal



TUV Rheinland Taiwan Ltd.
No. 438-18, Sec 2, Fenliiao, Linkou Dist., New Taipei City 244, Taiwan(R.O.C.)
Tel: +886-2172-1000 Fax: +886-2172-1322



Read	Limit	Over	APos	TPos	Remark	Pol/Phase	Note		
Level	Line	Limit							
Factor									
dBuV	dB/m	dBuV/m	cm	deg					
1	5407.50	44.53	0.81	43.72	54.00	-9.47	334	336 Average	Vertical
2 *	5710.00	108.57	65.04	43.53	54.00	54.57	334	336 Average	Vertical

802.11ax HE80

CH 106 (Horizontal) Peak

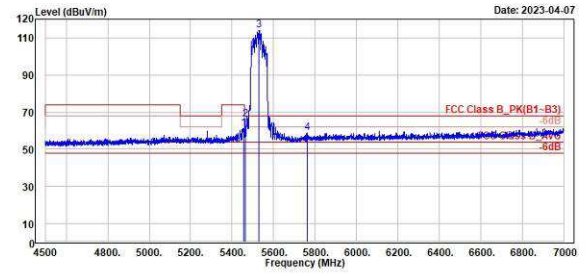
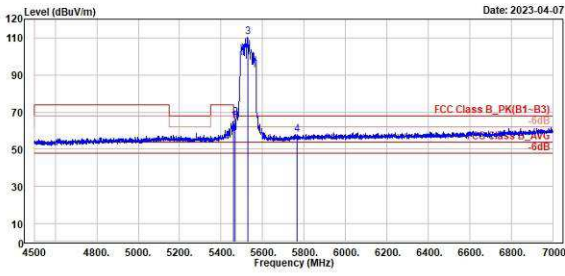
CH 106 (Vertical) Peak



TUV Rheinland Taiwan Ltd.
No. 438-18, Sec 2, Fenliiao, Linkou Dist., New Taipei City 244, Taiwan(R.O.C.)
Tel: +886-2172-1000 Fax: +886-2172-1322



TUV Rheinland Taiwan Ltd.
No. 438-18, Sec 2, Fenliiao, Linkou Dist., New Taipei City 244, Taiwan(R.O.C.)
Tel: +886-2172-1000 Fax: +886-2172-1322



	Read	Limit	Over	APos	TPos	Remark	Pol/Phase	Note	
1	5458.00	65.02	21.58	43.44	74.00	-8.98	184	217 Peak	Horizontal
2	5467.00	67.18	23.72	43.46	68.20	-1.02	184	217 Peak	Horizontal
3	5530.00	118.59	67.67	43.52	68.20	42.39	184	217 Peak	Horizontal
4	5766.50	57.92	13.95	43.97	68.20	-10.28	184	217 Peak	Horizontal

	Read	Limit	Over	APos	TPos	Remark	Pol/Phase	Note	
1	5454.00	61.20	17.77	43.43	74.00	-12.80	324	346 Peak	Vertical
2	5462.00	66.25	22.81	43.44	68.20	-1.95	324	346 Peak <th>Vertical</th>	Vertical
3	5530.00	114.21	70.69	43.52	68.20	46.01	324	346 Peak <th>Vertical</th>	Vertical
4	5766.50	58.00	14.83	43.97	68.20	-9.40	324	346 Peak <th>Vertical</th>	Vertical

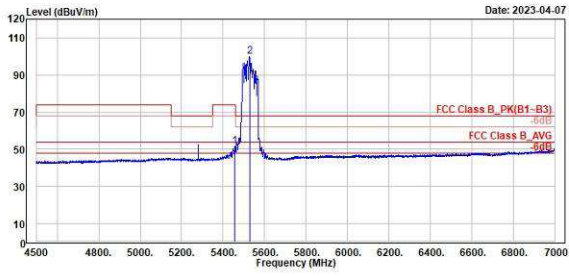
802.11ax HE80

CH 106 (Horizontal) Average

CH 106 (Vertical) Average



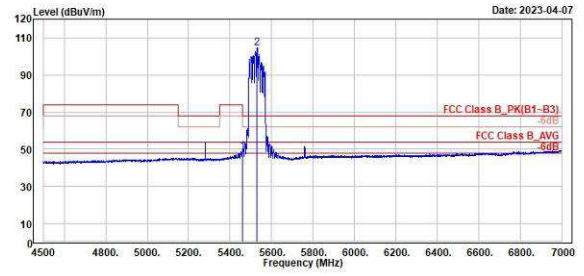
TUV Rheinland Taiwan Ltd.
No. 438-18, Sec 2, Fenliao, Linkou Dist., New Taipei City 244, Taiwan(R.O.C.)
Tel: +886-2172-1000 Fax: +886-2172-1322



Read	Limit	Over	APos	TPos	Remark	Pol/Phase	Note
Freq	Level	Level	Factor	Line	Limit		
MHz	dBuV/m	dBuV	dB/m	dBuV/m	dB	cm	deg
1 5456.00	51.64	8.21	43.43	54.00	-2.36	184	217 Average Horizontal
2 * 5530.00	99.06	56.34	43.52	54.00	45.86	184	217 Average Horizontal



TUV Rheinland Taiwan Ltd.
No. 438-18, Sec 2, Fenliao, Linkou Dist., New Taipei City 244, Taiwan(R.O.C.)
Tel: +886-2172-1000 Fax: +886-2172-1322



Read	Limit	Over	APos	TPos	Remark	Pol/Phase	Note
Freq	Level	Level	Factor	Line	Limit		
MHz	dBuV/m	dBuV	dB/m	dBuV/m	dB	cm	deg
1 5456.00	48.79	5.35	43.44	54.00	-5.21	324	346 Average Vertical
2 * 5530.00	104.62	61.10	43.52	54.00	50.62	324	346 Average Vertical

802.11ax HE80

CH 122 (Horizontal) Peak

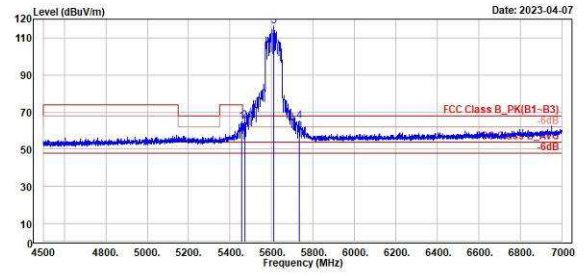
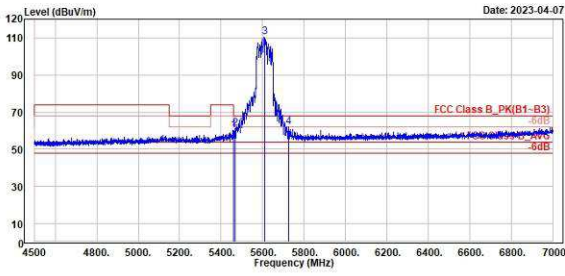
CH 122 (Vertical) Peak



TUV Rheinland Taiwan Ltd.
No. 438-18, Sec 2, Fenliiao, Linkou Dist., New Taipei City 244, Taiwan(R.O.C.)
Tel: +886-2172-1000 Fax: +886-2172-1322



TUV Rheinland Taiwan Ltd.
No. 438-18, Sec 2, Fenliiao, Linkou Dist., New Taipei City 244, Taiwan(R.O.C.)
Tel: +886-2172-1000 Fax: +886-2172-1322



	Freq	Level	Read		Limit		APos	TPos	Remark	Pol/Phase	Note
			Level	Factor	Line	Limit					
	MHz	dBuV/m	dBuV	dB/m	dBuV/m	dB	cm	deg			
1	5458.00	60.37	16.93	43.44	74.00	-13.63	176	360	Peak	Horizontal	
2	5468.50	61.04	17.57	43.47	68.20	-7.16	176	360	Peak	Horizontal	
3 *	5610.00	110.63	67.09	43.54	68.20	42.43	176	360	Peak	Horizontal	
4	5725.50	61.88	18.18	43.70	68.20	-6.32	176	360	Peak	Horizontal	

	Freq	Level	Read		Limit		APos	TPos	Remark	Pol/Phase	Note
			Level	Factor	Line	Limit					
	MHz	dBuV/m	dBuV	dB/m	dBuV/m	dB	cm	deg			
1	5454.00	64.78	21.35	43.43	74.00	-9.22	314	339	Peak	Vertical	
2	5470.00	65.46	21.99	43.47	68.20	-2.74	314	339	Peak	Vertical	
3 *	5610.00	116.20	72.66	43.54	68.20	46.80	314	339	Peak	Vertical	
4	5732.50	65.33	21.56	43.77	68.20	-2.87	314	339	Peak	Vertical	

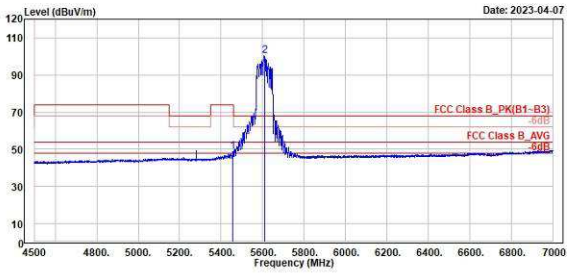
802.11ax HE80

CH 122 (Horizontal) Average

CH 122 (Vertical) Average



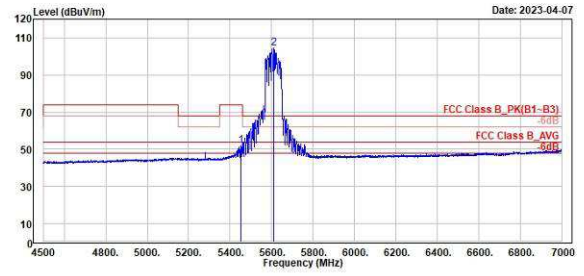
TUV Rheinland Taiwan Ltd.
No. 438-18, Sec 2, Fenliao, Linkou Dist., New Taipei City 244, Taiwan(R.O.C.)
Tel: +886-2172-1000 Fax: +886-2172-1322



Read	Limit	Over	APos	TPos	Remark	Pol/Phase	Note
Freq	Level	Level	Line	Limit			
MHz	dBuV/m	dBuV	dB/m	dBuV/m	dB	cm	deg
1 5457.00	48.79	5.36	43.43	54.00	-5.21	176	360 Average Horizontal
2 * 5610.00	100.47	56.93	43.54	54.00	46.47	176	360 Average Horizontal



TUV Rheinland Taiwan Ltd.
No. 438-18, Sec 2, Fenliao, Linkou Dist., New Taipei City 244, Taiwan(R.O.C.)
Tel: +886-2172-1000 Fax: +886-2172-1322



Read	Limit	Over	APos	TPos	Remark	Pol/Phase	Note
Freq	Level	Level	Line	Limit			
MHz	dBuV/m	dBuV	dB/m	dBuV/m	dB	cm	deg
1 5452.50	52.17	8.75	43.42	54.00	-1.83	314	339 Average Vertical
2 * 5610.00	104.52	60.98	43.54	54.00	50.52	314	339 Average Vertical

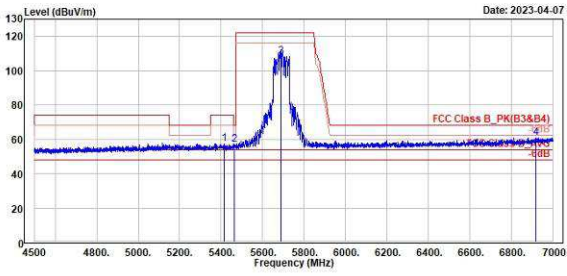
802.11ax HE80

CH 138 (Horizontal) Peak

CH 138 (Vertical) Peak



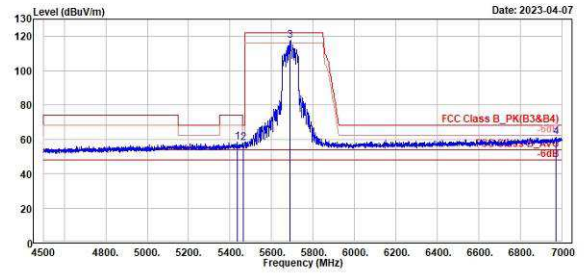
TUV Rheinland Taiwan Ltd.
No. 438-18, Sec 2, Fenliiao, Linkou Dist., New Taipei City 244, Taiwan(R.O.C.)
Tel: +886-2172-1000 Fax: +886-2172-1322



	Read	Limit	Over	APos	TPos	Remark	Pol/Phase	Note	
1	5416.58	57.51	13.85	43.66	74.00	-16.49	176	356 Peak	Horizontal
2	5464.58	57.07	13.61	43.46	68.20	-11.13	176	356 Peak	Horizontal
3	5698.00	108.24	64.79	43.45	122.20	-13.96	176	356 Peak	Horizontal
4	6917.50	60.88	15.46	45.42	68.20	-7.32	176	356 Peak	Horizontal



TUV Rheinland Taiwan Ltd.
No. 438-18, Sec 2, Fenliiao, Linkou Dist., New Taipei City 244, Taiwan(R.O.C.)
Tel: +886-2172-1000 Fax: +886-2172-1322



	Read	Limit	Over	APos	TPos	Remark	Pol/Phase	Note	
1	5433.50	58.19	14.66	43.53	74.00	-15.81	305	346 Peak	Vertical
2	5462.50 <th>58.04</th> <th>14.60</th> <th>43.44</th> <th>68.20</th> <th>-10.16</th> <th>305</th> <th>346 Peak</th> <th>Vertical</th>	58.04	14.60	43.44	68.20	-10.16	305	346 Peak	Vertical
3	5698.00	117.74	74.29	43.45	122.20	-4.46	305	346 Peak	Vertical
4	6973.00	61.17	15.29	45.88	68.20	-7.03	305	346 Peak	Vertical

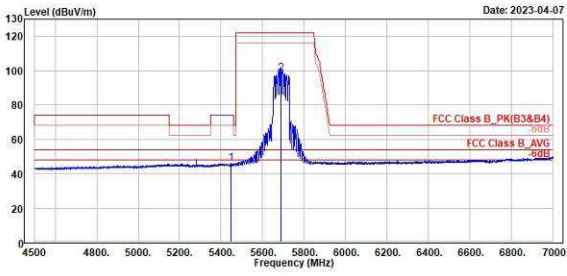
802.11ax HE80

CH 138 (Horizontal) Average

CH 138 (Vertical) Average



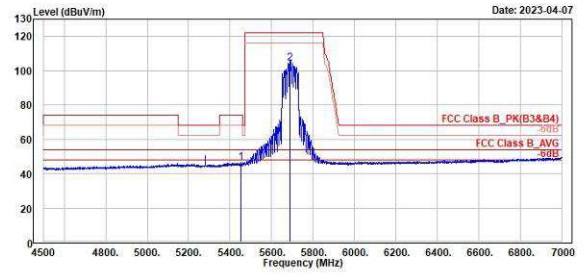
TUV Rheinland Taiwan Ltd.
No. 438-18, Sec 2, Fenliiao, Linkou Dist., New Taipei City 244, Taiwan(R.O.C.)
Tel: +886-2172-1000 Fax: +886-2172-1322



Read	Limit	Over	APos	TPos	Remark	Pol/Phase	Note	
Freq	Level	Level	Line	Limit				
MHz	dBuV/m	dBuV	dB/m	dBuV/m	dB	cm	deg	
1	5449.00	45.74	2.32	43.42	54.00	-8.26	176	356 Average Horizontal
2 *	5698.00	98.56	55.11	43.45	54.00	44.56	176	356 Average Horizontal



TUV Rheinland Taiwan Ltd.
No. 438-18, Sec 2, Fenliiao, Linkou Dist., New Taipei City 244, Taiwan(R.O.C.)
Tel: +886-2172-1000 Fax: +886-2172-1322



Read	Limit	Over	APos	TPos	Remark	Pol/Phase	Note	
Freq	Level	Level	Line	Limit				
MHz	dBuV/m	dBuV	dB/m	dBuV/m	dB	cm	deg	
1	5452.00	46.47	3.05	43.42	54.00	-7.53	305	346 Average Vertical
2 *	5698.00	104.48	61.03	43.45	54.00	50.48	305	346 Average Vertical

802.11ax HE160

CH 114 (Horizontal) Peak

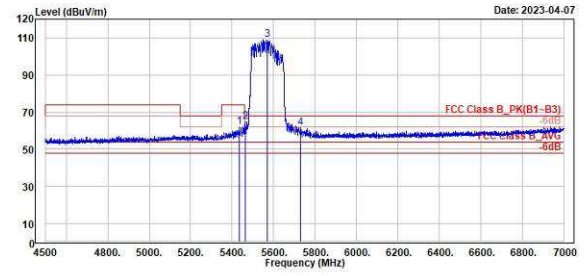
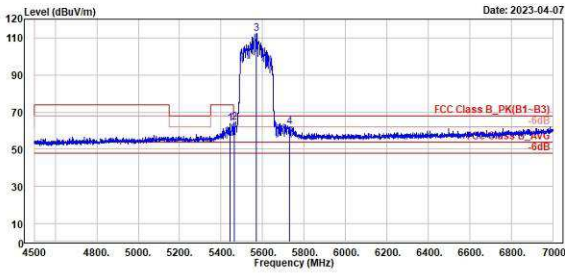
CH 114 (Vertical) Peak



TUV Rheinland Taiwan Ltd.
No. 438-18, Sec 2, Fenliiao, Linkou Dist., New Taipei City 244, Taiwan(R.O.C.)
Tel: +886-2172-1000 Fax: +886-2172-1322



TUV Rheinland Taiwan Ltd.
No. 438-18, Sec 2, Fenliiao, Linkou Dist., New Taipei City 244, Taiwan(R.O.C.)
Tel: +886-2172-1000 Fax: +886-2172-1322



	Read	Limit	Over	APos	TPos	Remark	Pol/Phase	Note
MHz	dBuV/m	dBuV	dB/m	dBuV/m	dB	cm	deg	
1	5443.50	63.69	20.23	43.46	74.00	-10.31	317	342 Peak Vertical
2	5462.00	64.39	20.95	43.44	68.20	-3.81	317	342 Peak Vertical
3	5570.00	112.22	68.71	43.51	68.20	44.02	317	342 Peak Vertical
4	5731.50	62.21	18.45	43.76	68.20	-5.99	317	342 Peak Vertical

	Read	Limit	Over	APos	TPos	Remark	Pol/Phase	Note
MHz	dBuV/m	dBuV	dB/m	dBuV/m	dB	cm	deg	
1	5435.50	62.11	18.59	43.52	74.00	-11.89	153	360 Peak Vertical
2	5463.50	64.64	21.18	43.46	68.20	-3.56	153	360 Peak Vertical
3	5570.00	109.26	65.75	43.51	68.20	41.06	153	360 Peak Vertical
4	5731.50	61.65	17.89	43.76	68.20	-6.55	153	360 Peak Vertical

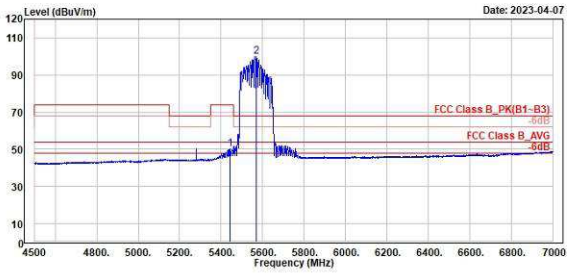
802.11ax HE160

CH 114 (Horizontal) Average

CH 114 (Vertical) Average



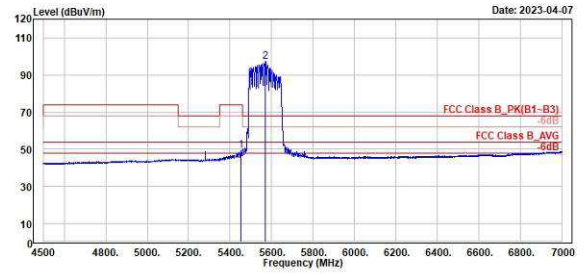
TUV Rheinland Taiwan Ltd.
No. 438-18, Sec 2, Fenliao, Linkou Dist., New Taipei City 244, Taiwan(R.O.C.)
Tel: +886-2172-1000 Fax: +886-2172-1322



Read	Limit	Over	APos	TPos	Remark	Pol/Phase	Note
Level	Line	Limit					
Factor							
dBuV	dBuV/m	dB	cm	deg			
1 5442.00	50.18	6.71	43.47	54.00	-3.82	317	342 Average Vertical
2 * 5570.00	100.01	50.50	43.51	54.00	46.01	317	342 Average Vertical



TUV Rheinland Taiwan Ltd.
No. 438-18, Sec 2, Fenliao, Linkou Dist., New Taipei City 244, Taiwan(R.O.C.)
Tel: +886-2172-1000 Fax: +886-2172-1322



Read	Limit	Over	APos	TPos	Remark	Pol/Phase	Note
Level	Line	Limit					
Factor							
dBuV	dBuV/m	dB	cm	deg			
1 5453.00	49.06	5.63	43.43	54.00	-4.94	153	360 Average Vertical
2 * 5570.00	97.23	53.72	43.51	54.00	43.23	153	360 Average Vertical

Mask, 5.725GHz ~ 5.85GHz
U-NII-3

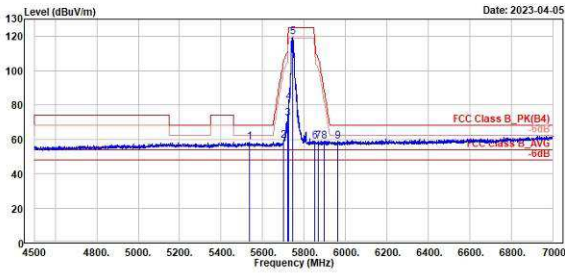
802.11a

CH 149 (Horizontal) Peak

CH 149 (Vertical) Peak



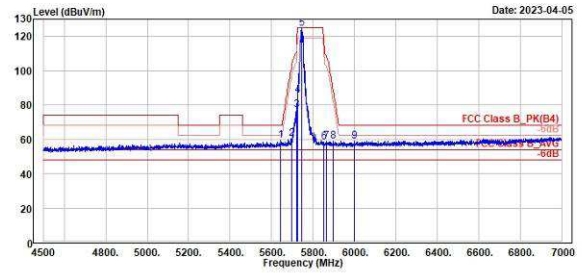
TÜV Rheinland Taiwan Ltd.
No. 438-18, Sec 2, Fenliao, Linkou Dist., New Taipei City 244, Taiwan(R.O.C.)
Tel: +886-2172-1100 Fax: +886-2172-1322



Peak	Freq	Level	Read	Limit	Over	APos	TPos	Remark	Pol/Phase	Note
	MHz	dBuV/m	dBuV	dB/m	dBuV/m	dB	cm	deg		
1	5539.00	58.08	14.57	43.51	68.20	-18.12	204	227 Peak	Horizontal	
2	5700.00	59.09	15.67	43.42	105.29	-46.11	204	227 Peak	Horizontal	
3	5726.00	72.07	28.44	43.63	110.80	-38.73	204	227 Peak	Horizontal	
4	5725.00	81.49	37.80	43.69	125.00	-43.51	204	227 Peak	Horizontal	
5	5745.00	119.70	75.80	43.90	125.00	-5.30	204	227 Peak	Horizontal	
6	5852.00	58.75	14.79	43.96	119.32	-66.57	204	227 Peak	Horizontal	
7	5867.50	58.68	14.59	44.09	107.30	-48.62	204	227 Peak	Horizontal	
8	5896.00	59.01	14.66	44.35	89.62	-30.61	204	227 Peak	Horizontal	
9	5964.00	58.65	14.35	44.30	68.20	-9.55	204	227 Peak	Horizontal	



TÜV Rheinland Taiwan Ltd.
No. 438-18, Sec 2, Fenliao, Linkou Dist., New Taipei City 244, Taiwan(R.O.C.)
Tel: +886-2172-1100 Fax: +886-2172-1322



Peak	Freq	Level	Read	Limit	Over	APos	TPos	Remark	Pol/Phase	Note
	MHz	dBuV/m	dBuV	dB/m	dBuV/m	dB	cm	deg		
1	5642.50	59.29	15.72	43.57	68.20	-8.91	275	346 Peak	Vertical	
2	5698.00	60.35	16.92	43.43	103.73	-43.38	275	346 Peak	Vertical	
3	5726.00	77.03	33.40	43.63	110.80	-33.77	275	346 Peak	Vertical	
4	5725.00	85.61	41.92	43.69	125.00	-39.39	275	346 Peak	Vertical	
5	5745.00	124.38	80.48	43.90	125.00	-6.62	275	346 Peak	Vertical	
6	5856.50	58.29	14.35	43.94	123.58	-65.29	275	346 Peak	Vertical	
7	5863.00	58.77	14.72	44.05	108.56	-49.79	275	346 Peak	Vertical	
8	5897.50	58.87	14.51	44.36	88.51	-29.64	275	346 Peak	Vertical	
9	5999.00	58.91	14.65	44.26	68.20	-9.29	275	346 Peak	Vertical	

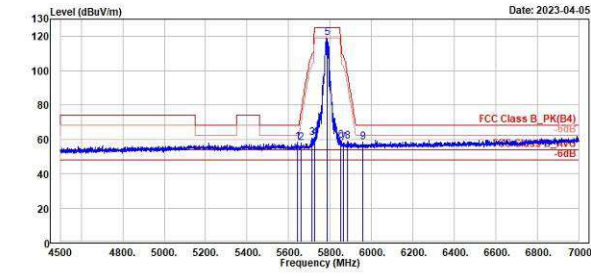
802.11a

CH 157 (Horizontal) Peak

CH 157 (Vertical) Peak



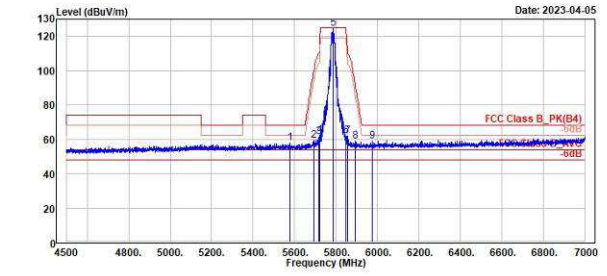
TUV Rheinland Taiwan Ltd.
No. 438-18, Sec 2, Fenliao, Linkou Dist., New Taipei City 244, Taiwan(R.O.C.)
Tel: +886-2172-1000 Fax: +886-2172-1322



	Read	Limit	Over	APos	TPos	Remark	Pol/Phase	Note	
1	5643.00	58.43	14.86	43.57	68.20	-9.77	154	358 Peak	Horizontal
2	5660.00	58.05	14.51	43.54	75.63	-17.58	154	358 Peak	Horizontal
3	5714.00	60.65	17.68	43.57	109.12	-48.47	154	358 Peak	Horizontal
4	5724.00	60.57	16.89	43.68	122.16	-61.59	154	358 Peak	Horizontal
5	5785.00	118.91	74.92	43.99	125.00	-6.09	154	358 Peak	Horizontal
6	5854.00	59.25	15.28	43.97	113.64	-54.39	154	358 Peak	Horizontal
7	5863.50	57.96	13.80	44.06	109.42	-50.56	154	358 Peak	Horizontal
8	5886.50	58.60	14.34	44.26	96.66	-38.06	154	358 Peak	Horizontal
9	5959.50	58.18	13.87	44.31	68.20	-10.02	154	358 Peak	Horizontal



TUV Rheinland Taiwan Ltd.
No. 438-18, Sec 2, Fenliao, Linkou Dist., New Taipei City 244, Taiwan(R.O.C.)
Tel: +886-2172-1000 Fax: +886-2172-1322



	Read	Limit	Over	APos	TPos	Remark	Pol/Phase	Note	
1	5576.50	57.74	14.22	43.52	68.20	-10.46	285	350 Peak	Vertical
2	5695.00	59.22	15.77	43.45	98.56	-39.34	285	350 Peak	Vertical
3	5716.50	61.51	17.91	43.60	109.82	-48.31	285	350 Peak	Vertical
4	5722.50	62.16	18.50	43.66	117.90	-55.74	285	350 Peak	Vertical
5	5785.00	124.43	80.44	43.99	125.00	-6.57	285	350 Peak	Vertical
6	5856.00	61.91	17.97	43.94	125.00	-63.09	285	350 Peak	Vertical
7	5855.50	61.85	17.87	43.98	119.66	-48.81	285	350 Peak	Vertical
8	5893.00	58.82	14.51	44.31	91.84	-33.02	285	350 Peak	Vertical
9	5976.00	58.59	14.30	44.29	68.20	-9.61	285	350 Peak	Vertical

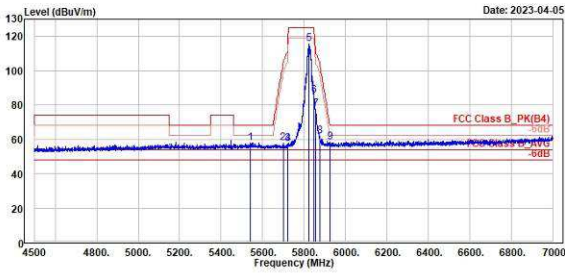
802.11a

CH 165 (Horizontal) Peak

CH 165 (Vertical) Peak



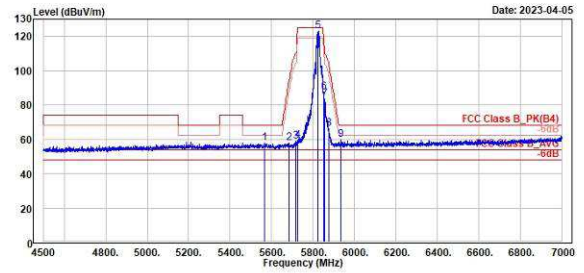
TUV Rheinland Taiwan Ltd.
No. 438-18, Sec 2, Fenliao, Linkou Dist., New Taipei City 244, Taiwan(R.O.C.)
Tel: +886-2172-1000 Fax: +886-2172-1322



	Read	Limit	Over	APos	TPos	Remark	Pol/Phase	Note
1	2	3	4	5	6	7	8	9
MHz	Level	Level	Line	Limit	dB	cm	deg	
	dBuV/m	dBuV	dB/m	dBuV/m	dB	cm	deg	
1	5542.00	57.70	14.19	43.51	68.20	-10.50	100	259 Peak
2	5699.00	57.61	14.19	43.42	104.46	-46.85	100	259 Peak
3	5726.00	57.23	13.60	43.63	110.80	-53.57	100	259 Peak
4	5720.00	57.23	13.60	43.63	110.80	-53.57	100	259 Peak
5	5825.00	115.43	71.46	43.97	125.00	-9.57	100	259 Peak
6	5856.00	85.41	41.47	43.94	125.00	-39.59	100	259 Peak
7	5856.00	77.49	33.50	43.99	110.52	-33.03	100	259 Peak
8	5876.50	61.82	17.65	44.17	104.09	-42.27	100	259 Peak
9	5925.00	58.19	13.84	44.35	68.20	-10.01	100	259 Peak



TUV Rheinland Taiwan Ltd.
No. 438-18, Sec 2, Fenliao, Linkou Dist., New Taipei City 244, Taiwan(R.O.C.)
Tel: +886-2172-1000 Fax: +886-2172-1322



	Read	Limit	Over	APos	TPos	Remark	Pol/Phase	Note
1	2	3	4	5	6	7	8	9
MHz	Level	Level	Line	Limit	dB	cm	deg	
	dBuV/m	dBuV	dB/m	dBuV/m	dB	cm	deg	
1	5555.50	57.96	14.45	43.51	68.20	-10.24	280	346 Peak
2	5684.50	57.90	14.44	43.46	93.76	-35.06	280	346 Peak
3	5717.00	58.00	15.20	43.60	109.96	-51.16	280	346 Peak
4	5724.50	59.10	15.41	43.69	123.58	-64.48	280	346 Peak
5	5825.00	123.00	79.11	43.97	125.00	-1.92	280	346 Peak
6	5852.00	87.45	43.49	43.96	119.32	-31.87	280	346 Peak
7	5855.50	83.50	39.52	43.98	110.66	-27.16	280	346 Peak
8	5875.00	66.46	22.30	44.16	105.20	-36.74	280	346 Peak
9	5933.50	59.70	15.36	44.34	68.20	-8.50	280	346 Peak

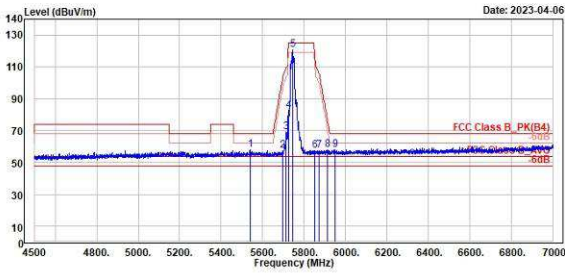
802.11ax HE20

CH 149 (Horizontal) Peak

CH 149 (Vertical) Peak



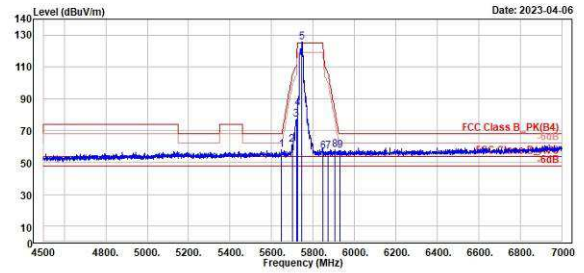
TÜV Rheinland Taiwan Ltd.
No. 438-18, Sec 2, Fenliiao, Linkou Dist., New Taipei City 244, Taiwan(R.O.C.)
Tel: +886-2172-1000 Fax: +886-2172-1322



	Read	Limit	Over	APos	TPos	Remark	Pol/Phase	Note	
1	5542.50	57.00	14.30	43.50	68.20	-10.40	190	228 Peak	Horizontal
2	5698.00	57.44	14.01	43.43	103.73	-46.29	190	228 Peak	Horizontal
3	5715.00	69.08	25.50	43.58	109.40	-40.32	190	228 Peak	Horizontal
4	5725.00	82.29	30.60	43.69	125.00	-42.71	190	228 Peak	Horizontal
5	5745.00	128.63	76.73	43.90	125.00	-4.37	190	228 Peak	Horizontal
6	5852.00	57.33	13.37	43.96	119.32	-61.99	190	228 Peak	Horizontal
7	5872.50	57.44	13.30	44.14	105.90	-48.46	190	228 Peak	Horizontal
8	5912.00	58.02	13.65	44.37	77.79	-19.77	190	228 Peak	Horizontal
9	5948.50	58.05	13.73	44.32	68.20	-10.15	190	228 Peak	Horizontal



TÜV Rheinland Taiwan Ltd.
No. 438-18, Sec 2, Fenliiao, Linkou Dist., New Taipei City 244, Taiwan(R.O.C.)
Tel: +886-2172-1000 Fax: +886-2172-1322



	Read	Limit	Over	APos	TPos	Remark	Pol/Phase	Note	
1	5647.50	58.28	14.71	43.57	68.20	-9.92	315	341 Peak	Vertical
2	5699.00	61.35	17.93	43.42	104.46	-43.11	315	341 Peak	Vertical
3	5719.50	77.21	33.58	43.63	110.66	-33.45	315	341 Peak	Vertical
4	5725.00	84.09	40.40	43.69	125.00	-40.91	315	341 Peak	Vertical
5	5745.00	125.77	81.87	43.90	125.00	0.77	315	341 Peak	Vertical
6	5850.00	56.00	12.86	43.94	125.00	-68.20	315	341 Peak	Vertical
7	5872.50	56.90	12.76	44.14	105.90	-49.00	315	341 Peak	Vertical
8	5906.50	58.12	13.75	44.37	81.85	-23.73	315	341 Peak	Vertical
9	5931.50	57.60	13.26	44.34	68.20	-10.60	315	341 Peak	Vertical

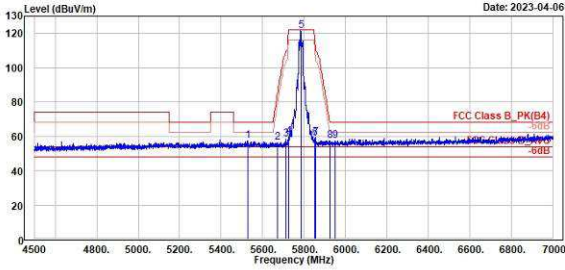
802.11ax HE20

CH 157 (Horizontal) Peak

CH 157 (Vertical) Peak



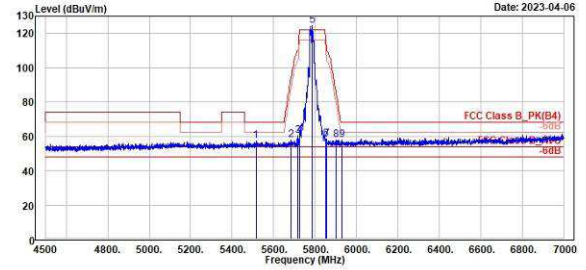
TUV Rheinland Taiwan Ltd.
No. 438-18, Sec 2, Fenliao, Linkou Dist., New Taipei City 244, Taiwan(R.O.C.)
Tel: +886-2172-1000 Fax: +886-2172-1322



Read	Limit	Over	APos	TPos	Remark	Pol/Phase	Note			
Level	Line	Limit	cm	deg						
Factor										
dBuV	dB/m	dBuV/m	cm	deg						
1	5527.50	57.51	13.88	43.53	68.20	-10.69	228	234 Peak	Horizontal	
2	5670.50	56.35	12.84	43.51	83.41	-27.06	228	234 Peak	Horizontal	
3	5712.50	58.24	14.68	43.56	108.70	-50.46	228	234 Peak	Horizontal	
4	5724.00	59.99	16.31	43.68	119.92	-59.93	228	234 Peak	Horizontal	
5	5785.00	121.45	77.46	43.99	122.20	-0.75	228	234 Peak	Horizontal	
6	5854.00	58.69	14.72	43.97	113.08	-54.39	228	234 Peak	Horizontal	
7	5856.00	59.31	15.32	43.99	110.52	-51.21	228	234 Peak	Horizontal	
8	5924.00	57.30	12.95	44.35	68.94	-11.64	228	234 Peak	Horizontal	
9	5949.00	57.53	13.21	44.32	68.20	-10.67	228	234 Peak	Horizontal	



TUV Rheinland Taiwan Ltd.
No. 438-18, Sec 2, Fenliao, Linkou Dist., New Taipei City 244, Taiwan(R.O.C.)
Tel: +886-2172-1000 Fax: +886-2172-1322



Read	Limit	Over	APos	TPos	Remark	Pol/Phase	Note			
Level	Line	Limit	cm	deg						
Factor										
dBuV	dB/m	dBuV/m	cm	deg						
1	5515.00	57.33	13.79	43.54	68.20	-10.87	325	336 Peak	Vertical	
2	5686.00	57.73	14.26	43.47	94.87	-37.14	325	336 Peak	Vertical	
3	5717.00	60.17	16.57	43.60	109.96	-49.79	325	336 Peak	Vertical	
4	5725.00	60.16	16.47	43.69	122.20	-62.04	325	336 Peak	Vertical	
5	5785.00	124.46	80.47	43.99	122.20	2.26	325	336 Peak	Vertical	
6	5854.00	58.19	14.22	43.97	113.08	-54.89	325	336 Peak	Vertical	
7	5856.00	58.51	14.52	43.99	110.52	-52.01	325	336 Peak	Vertical	
8	5902.50	58.06	13.69	44.37	84.81	-26.75	325	336 Peak	Vertical	
9	5931.00	58.05	13.71	44.34	68.20	-10.15	325	336 Peak	Vertical	

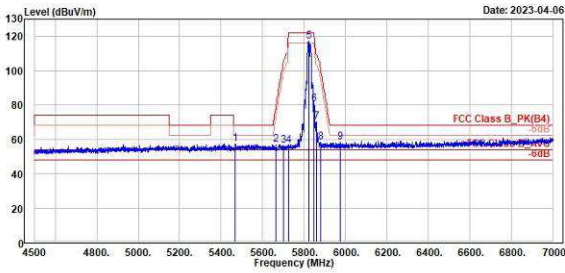
802.11ax HE20

CH 165 (Horizontal) Peak

CH 165 (Vertical) Peak



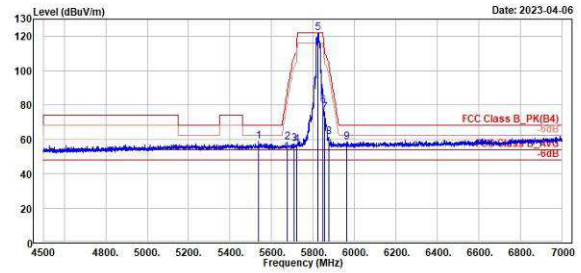
TÜV Rheinland Taiwan Ltd.
No. 438-18, Sec 2, Fenliiao, Linkou Dist., New Taipei City 244, Taiwan(R.O.C.)
Tel: +886-2172-1000 Fax: +886-2172-1322



Peak	Freq	Level	Read	Limit	Over	APos	TPos	Remark	Pol/Phase	Note
	MHz	dBuV/m	dBuV	dB/m	dBuV/m	dB	cm	deg		
1	5467.00	57.28	13.82	43.46	68.20	-10.92	377	271 Peak	Horizontal	
2	5665.00	56.97	13.44	43.53	79.33	-22.36	377	271 Peak	Horizontal	
3	5706.50	56.31	12.88	43.43	105.34	-49.03	377	271 Peak	Horizontal	
4	5724.50	56.46	12.77	43.69	121.06	-64.60	377	271 Peak	Horizontal	
5	5825.00	117.29	73.32	43.97	122.20	-4.91	377	271 Peak	Horizontal	
6	5856.00	80.48	36.54	43.94	122.20	-41.72	377	271 Peak	Horizontal	
7	5859.50	78.40	26.37	44.83	109.54	-39.14	377	271 Peak	Horizontal	
8	5879.00	58.13	13.94	44.19	102.23	-44.10	377	271 Peak	Horizontal	
9	5974.50	58.20	13.91	44.29	68.20	-10.00	377	271 Peak	Horizontal	



TÜV Rheinland Taiwan Ltd.
No. 438-18, Sec 2, Fenliiao, Linkou Dist., New Taipei City 244, Taiwan(R.O.C.)
Tel: +886-2172-1000 Fax: +886-2172-1322



Peak	Freq	Level	Read	Limit	Over	APos	TPos	Remark	Pol/Phase	Note
	MHz	dBuV/m	dBuV	dB/m	dBuV/m	dB	cm	deg		
1	5537.00	58.88	15.37	43.51	68.20	-9.32	321	348 Peak	Vertical	
2	5675.50	58.16	14.66	43.50	87.11	-28.95	321	348 Peak	Vertical	
3	5716.50	57.39	13.85	43.54	108.14	-50.75	321	348 Peak	Vertical	
4	5726.00	57.02	13.39	43.63	110.80	-53.78	321	348 Peak	Vertical	
5	5825.00	122.26	78.29	43.97	122.20	0.06	321	348 Peak	Vertical	
6	5856.00	79.59	35.65	43.94	122.20	-42.61	321	348 Peak	Vertical	
7	5859.00	75.69	31.71	43.98	110.80	-35.11	321	348 Peak	Vertical	
8	5875.00	61.15	16.99	44.16	105.20	-44.05	321	348 Peak	Vertical	
9	5961.50	58.28	13.97	44.31	68.20	-9.92	321	348 Peak	Vertical	

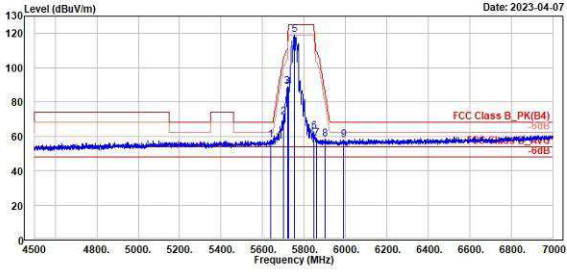
802.11ax HE40

CH 151 (Horizontal) Peak

CH 151 (Vertical) Peak



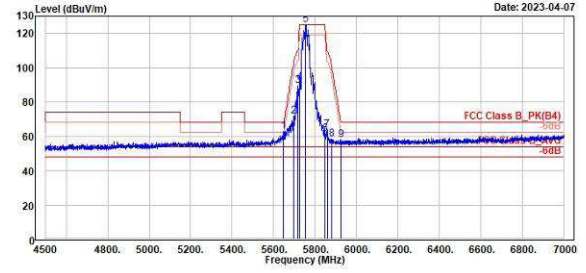
TUV Rheinland Taiwan Ltd.
No. 438-18, Sec 2, Fenliao, Linkou Dist., New Taipei City 244, Taiwan(R.O.C.)
Tel: +886-2172-1000 Fax: +886-2172-1322



Read	Limit	Over	APos	TPos	Remark	Pol/Phase	Note				
Level	Line	Limit	cm	deg							
Factor	dB/m	dB									
dBuV	dB/m	dBuV/m	cm	deg							
1	5641.00	58.03	14.46	43.57	68.20	-10.17	168	358	Peak	Horizontal	
2	5699.50	71.24	27.82	43.42	104.83	-33.59	168	358	Peak	Horizontal	
3	5719.50	89.12	45.49	43.63	110.66	-21.54	168	358	Peak	Horizontal	
4	5724.00	88.55	44.87	43.68	122.16	-33.61	168	358	Peak	Horizontal	
5	5755.00	119.37	75.41	43.96	125.00	-5.63	168	358	Peak	Horizontal	
6	5856.00	62.84	18.90	43.94	125.00	-62.16	168	358	Peak	Horizontal	
7	5860.00	58.03	14.80	44.03	109.40	-50.57	168	358	Peak	Horizontal	
8	5900.00	58.20	13.82	44.38	86.66	-28.46	168	358	Peak	Horizontal	
9	5900.00	57.82	13.55	44.27	68.20	-10.38	168	358	Peak	Horizontal	



TUV Rheinland Taiwan Ltd.
No. 438-18, Sec 2, Fenliao, Linkou Dist., New Taipei City 244, Taiwan(R.O.C.)
Tel: +886-2172-1000 Fax: +886-2172-1322



Read	Limit	Over	APos	TPos	Remark	Pol/Phase	Note			
Level	Line	Limit	cm	deg						
Factor	dB/m	dB								
dBuV	dB/m	dBuV/m	cm	deg						
1	5648.50	62.58	19.00	43.58	68.20	-5.62	286	345	Peak	Vertical
2	5697.50	71.91	28.49	43.42	103.36	-31.45	286	345	Peak	Vertical
3	5716.50	89.37	45.77	43.60	109.82	-26.45	286	345	Peak	Vertical
4	5725.00	91.31	47.62	43.69	125.00	-33.69	286	345	Peak	Vertical
5	5755.00	124.04	80.88	43.96	125.00	-0.16	286	345	Peak	Vertical
6	5856.00	61.34	17.40	43.94	125.00	-63.66	286	345	Peak	Vertical
7	5858.50	63.50	19.56	44.02	109.82	-45.24	286	345	Peak	Vertical
8	5882.50	58.37	14.15	44.22	99.63	-41.26	286	345	Peak	Vertical
9	5926.50	57.87	13.52	44.35	68.20	-10.33	286	345	Peak	Vertical

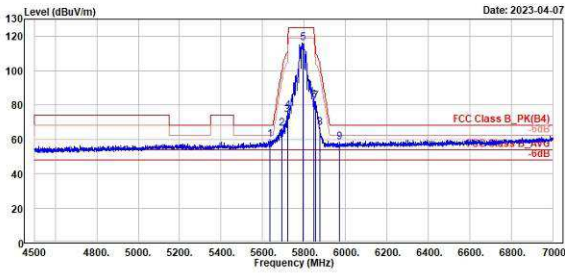
802.11ax HE40

CH 159 (Horizontal) Peak

CH 159 (Vertical) Peak



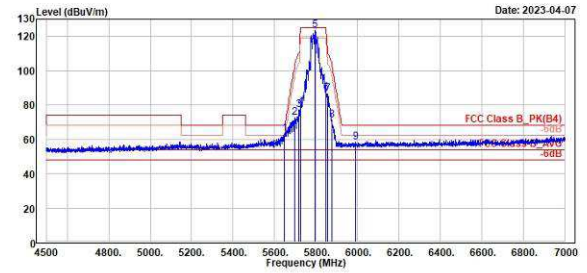
TUV Rheinland Taiwan Ltd.
No. 438-18, Sec 2, Fenliao, Linkou Dist., New Taipei City 244, Taiwan(R.O.C.)
Tel: +886-2172-1000 Fax: +886-2172-1322



	Read	Limit	Over	APos	TPos	Remark	Pol/Phase	Note
1	Level	Line	Limit	cm	deg			
MHz	dBuV/m	dBuV	dB/m	dBuV/m	dB	cm	deg	
1	5836.50	59.04	16.27	43.57	68.20	-8.36	187	4 Peak Horizontal
2	5694.50	66.21	22.78	43.43	101.15	-34.94	187	4 Peak Horizontal
3	5719.50	74.24	30.61	43.63	110.66	-36.42	187	4 Peak Horizontal
4	5723.00	76.48	32.81	43.67	119.32	-42.84	187	4 Peak Horizontal
5	5795.00	116.12	72.13	43.99	125.00	-8.88	187	4 Peak Horizontal
6	5856.00	82.72	38.78	43.94	125.00	-42.28	187	4 Peak Horizontal
7	5858.00	81.92	37.92	44.00	109.96	-28.04	187	4 Peak Horizontal
8	5875.50	66.79	22.63	44.16	104.83	-38.04	187	4 Peak Horizontal
9	5972.00	58.25	13.95	44.30	68.20	-9.95	187	4 Peak Horizontal



TUV Rheinland Taiwan Ltd.
No. 438-18, Sec 2, Fenliao, Linkou Dist., New Taipei City 244, Taiwan(R.O.C.)
Tel: +886-2172-1000 Fax: +886-2172-1322



	Read	Limit	Over	APos	TPos	Remark	Pol/Phase	Note
1	Level	Line	Limit	cm	deg			
MHz	dBuV/m	dBuV	dB/m	dBuV/m	dB	cm	deg	
1	5649.00	63.27	19.69	43.58	68.20	-4.93	282	343 Peak Vertical
2	5698.50	72.60	29.17	43.43	104.09	-31.49	282	343 Peak Vertical
3	5719.00	77.34	33.72	43.62	110.52	-33.18	282	343 Peak Vertical
4	5725.00	78.37	34.68	43.69	125.00	-46.63	282	343 Peak Vertical
5	5795.00	123.69	79.70	43.99	125.00	-1.31	282	343 Peak Vertical
6	5856.00	86.97	43.03	43.94	125.00	-38.03	282	343 Peak Vertical
7	5858.00	86.29	42.29	44.00	109.96	-23.67	282	343 Peak Vertical
8	5875.00	71.35	27.19	44.16	105.20	-33.85	282	343 Peak Vertical
9	5991.00	58.12	13.85	44.27	68.20	-10.08	282	343 Peak Vertical

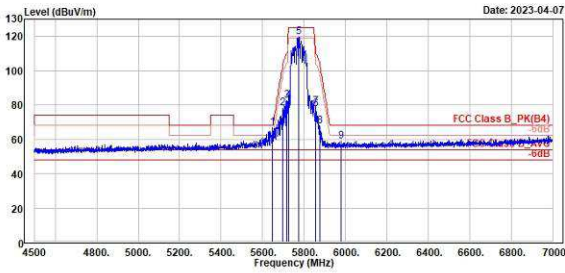
802.11ax HE80

CH 155 (Horizontal) Peak

CH 155 (Vertical) Peak



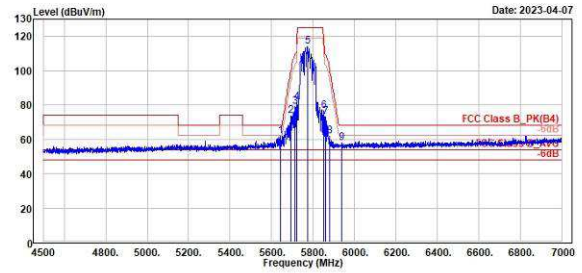
TUV Rheinland Taiwan Ltd.
No. 438-18, Sec 2, Fenliao, Linkou Dist., New Taipei City 244, Taiwan(R.O.C.)
Tel: +886-2172-1000 Fax: +886-2172-1322



Read	Limit	Over	APos	TPos	Remark	Pol/Phase	Note	
Level	Line	Limit	cm	deg				
Factor	dB/m	dB						
dBuV	dB/m	dBuV/m	cm	deg				
1 5649.50	66.00	23.22	43.58	68.20	-1.40	284	338 Peak	Vertical
2 5698.50	78.06	34.63	43.43	104.99	-26.03	284	338 Peak	Vertical
3 5716.50	82.59	38.99	43.60	109.82	-27.23	284	338 Peak	Vertical
4 5725.00	82.71	39.02	43.69	125.00	-42.29	284	338 Peak	Vertical
5 5775.00	119.69	75.71	43.98	125.00	-5.31	284	338 Peak	Vertical
6 5855.00	77.51	33.53	43.98	116.80	-33.29	284	338 Peak	Vertical
7 5856.50	78.95	34.96	43.99	116.38	-31.43	284	338 Peak	Vertical
8 5876.00	67.77	23.60	44.17	104.46	-36.69	284	338 Peak	Vertical
9 5978.50	58.59	14.31	44.28	68.20	-9.61	284	338 Peak	Vertical



TUV Rheinland Taiwan Ltd.
No. 438-18, Sec 2, Fenliao, Linkou Dist., New Taipei City 244, Taiwan(R.O.C.)
Tel: +886-2172-1000 Fax: +886-2172-1322



Read	Limit	Over	APos	TPos	Remark	Pol/Phase	Note	
Level	Line	Limit	cm	deg				
Factor	dB/m	dB						
dBuV	dB/m	dBuV/m	cm	deg				
1 5644.00	61.65	18.08	43.57	68.20	-6.55	162	355 Peak	Horizontal
2 5694.50	73.44	30.81	43.43	101.15	-27.71	162	355 Peak	Horizontal
3 5713.00	78.92	35.36	43.56	108.84	-29.92	162	355 Peak	Horizontal
4 5722.50	81.71	38.05	43.66	117.90	-36.19	162	355 Peak	Horizontal
5 5775.00	114.10	70.12	43.98	125.00	-10.90	162	355 Peak	Horizontal
6 5852.00	76.80	32.84	43.96	119.32	-42.52	162	355 Peak	Horizontal
7 5859.50	73.07	29.64	44.03	109.54	-36.47	162	355 Peak	Horizontal
8 5888.00	62.02	17.82	44.20	101.49	-39.47	162	355 Peak	Horizontal
9 5938.50	58.07	13.74	44.33	68.20	-10.13	162	355 Peak	Horizontal

Spurious Emissions, Tx Mode, 30MHz ~ 1GHz
U-NII-2C

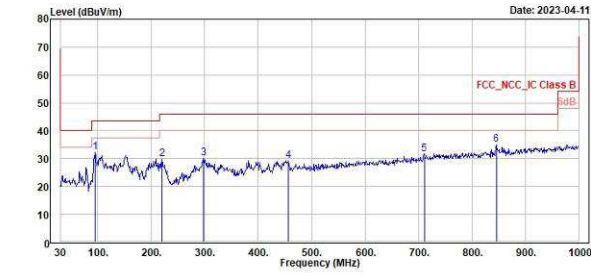
Error! Reference source not found.x HE80

CH 106 (Horizontal)

CH 106 (Vertical)



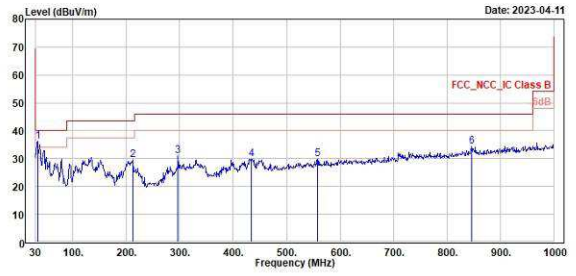
TUV Rheinland Taiwan Ltd.
No. 438-18, Sec 2, Fenliao, Linkou Dist., New Taipei City 244, Taiwan(R.O.C.)
Tel: +886-2172-1000 Fax: +886-2172-1322



Peak	Freq	Level	Read	Limit	Over	APos	TPos	Remark	Pol/Phase	Note
	MHz	dBuV/m	dBuV	dB/m	dBuV/m	dB	cm	deg		
1	94.99	32.22	44.36	-12.14	43.50	-11.28	200	274 Peak	Horizontal	
2	230.12	29.95	37.92	-7.97	46.00	-16.05	100	252 Peak	Horizontal	
3	297.72	30.23	34.54	-4.71	46.00	-15.77	100	296 Peak	Horizontal	
4	456.00	29.32	31.25	-1.93	46.00	-16.68	100	226 Peak	Horizontal	
5	710.94	31.73	29.83	1.90	46.00	-14.27	100	15 Peak	Horizontal	
6	845.77	34.92	30.80	4.12	46.00	-11.08	300	328 Peak	Horizontal	



TUV Rheinland Taiwan Ltd.
No. 438-18, Sec 2, Fenliao, Linkou Dist., New Taipei City 244, Taiwan(R.O.C.)
Tel: +886-2172-1000 Fax: +886-2172-1322



Peak	Freq	Level	Read	Limit	Over	APos	TPos	Remark	Pol/Phase	Note
	MHz	dBuV/m	dBuV	dB/m	dBuV/m	dB	cm	deg		
1	33.88	36.29	43.52	-7.23	46.00	-3.71	100	63 Peak	Vertical	
2	211.39	29.62	37.68	-8.06	43.50	-13.88	100	202 Peak	Vertical	
3	296.75	31.10	35.83	-4.73	46.00	-14.90	100	240 Peak	Vertical	
4	434.49	29.06	32.08	-2.22	46.00	-16.14	100	189 Peak	Vertical	
5	557.68	29.81	30.29	-0.48	46.00	-16.19	100	153 Peak	Vertical	
6	846.74	34.37	30.24	4.13	46.00	-11.63	100	197 Peak	Vertical	

Spurious Emissions, Tx Mode, 9kHz ~ 30MHz
U-NII-2C

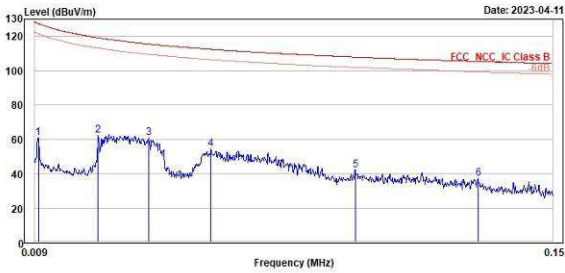
Error! Reference source not found.x HE80

CH 106 (9kHz ~ 150kHz)

CH 106 (150kHz ~ 30MHz)



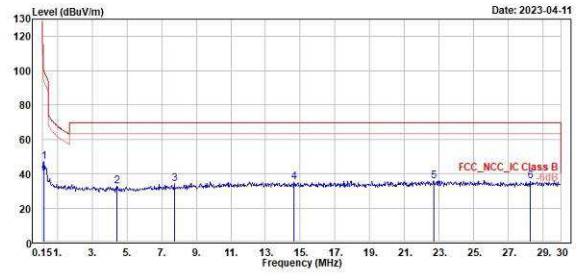
TUV Rheinland Taiwan Ltd.
No. 438-18, Sec. 2, Fenliao, Linkou Dist., New Taipei City 244, Taiwan(R.O.C.)
Tel: +886-2172-1000 Fax: +886-2172-1322



Peak	Freq	Level	Read	Limit	Over	APos	TPos	Remark	Pol/Phase	Note
	MHz	dBuV/m	dBuV	dB/m	dBuV/m	dB	cm	deg		
1	0.01	60.70	42.88	17.72	127.60	-66.90	100	358 Peak	Open	
2	0.03	62.19	43.25	18.94	119.18	-56.99	100	48 Peak	Open	
3	0.04	60.88	41.72	19.16	115.55	-54.67	100	244 Peak	Open	
4	0.06	54.21	35.26	18.95	112.49	-58.28	100	243 Peak	Open	
5	0.10	41.96	23.95	18.01	107.93	-65.97	100	241 Peak	Open	
6	0.13	36.83	18.79	18.04	105.34	-68.51	100	245 Peak	Open	



TUV Rheinland Taiwan Ltd.
No. 438-18, Sec. 2, Fenliao, Linkou Dist., New Taipei City 244, Taiwan(R.O.C.)
Tel: +886-2172-1000 Fax: +886-2172-1322



Peak	Freq	Level	Read	Limit	Over	APos	TPos	Remark	Pol/Phase	Note
	MHz	dBuV/m	dBuV	dB/m	dBuV/m	dB	cm	deg		
1	0.24	46.73	28.24	18.49	100.01	-53.28	100	249 Peak	Open	
2	4.42	32.58	13.89	19.49	69.50	-36.92	100	73 Peak	Open	
3	7.73	34.04	13.48	20.56	69.50	-35.46	100	241 Peak	Open	
4	14.63	35.11	13.30	21.81	69.50	-34.39	100	233 Peak	Open	
5	22.69	35.60	13.41	22.19	69.50	-33.90	100	1 Peak	Open	
6	28.24	35.63	13.41	22.22	69.50	-33.87	100	294 Peak	Open	

Spurious Emissions, Tx Mode, 1GHz ~ 40GHz

U-NII-1

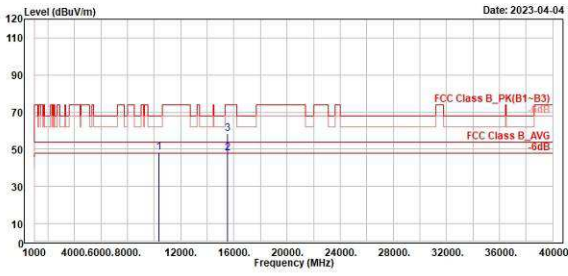
802.11a

CH 36 (Horizontal)

CH 36 (Vertical)



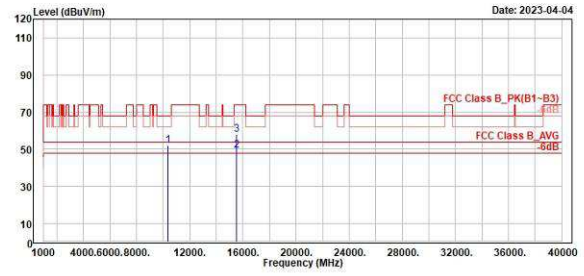
TUV Rheinland Taiwan Ltd.
No. 438-18, Sec 2, Fenliiao, Linkou Dist., New Taipei City 244, Taiwan(R.O.C.)
Tel: +886-2172-1000 Fax: +886-2172-1322



Peak	Freq (MHz)	Level (dBuV/m)	Read Level (dBuV)	Factor (dB/m)	Limit Line (dBuV/m)	Over Limit (dB)	APos (cm)	TPos (deg)	Remark	Pol/Phase	Note
1	18368.00	48.51	50.34	-1.83	68.20	-19.69	300	148	Peak	Horizontal	
2	15540.00	47.74	41.92	5.82	54.00	-6.26	300	341	Average	Horizontal	
3	15548.00	58.24	52.42	5.82	74.00	-15.76	300	341	Peak	Horizontal	



TUV Rheinland Taiwan Ltd.
No. 438-18, Sec 2, Fenliiao, Linkou Dist., New Taipei City 244, Taiwan(R.O.C.)
Tel: +886-2172-1000 Fax: +886-2172-1322



Peak	Freq (MHz)	Level (dBuV/m)	Read Level (dBuV)	Factor (dB/m)	Limit Line (dBuV/m)	Over Limit (dB)	APos (cm)	TPos (deg)	Remark	Pol/Phase	Note
1	18368.00	51.94	53.77	-1.83	68.20	-16.26	300	164	Peak	Vertical	
2	15540.00	49.10	43.28	5.82	54.00	-4.90	400	201	Average	Vertical	
3	15548.00	58.00	52.18	5.82	74.00	-16.00	400	201	Peak	Vertical	

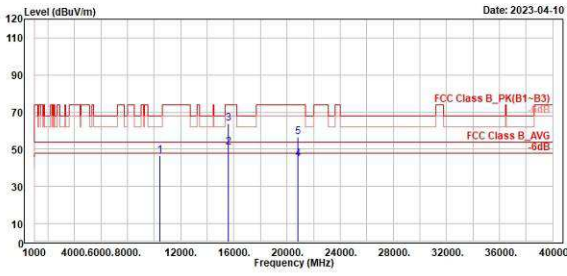
802.11a

CH 40 (Horizontal)

CH 40 (Vertical)



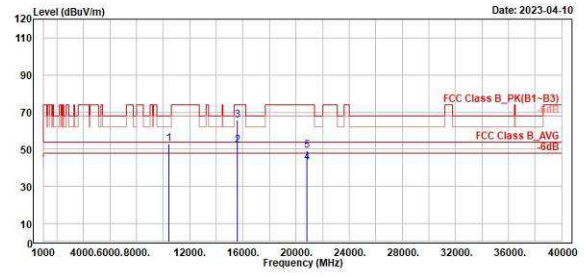
TUV Rheinland Taiwan Ltd.
No. 438-18, Sec 2, Fenliiao, Linkou Dist., New Taipei City 244, Taiwan(R.O.C.)
Tel: +886-2172-1000 Fax: +886-2172-1322



Read	Limit	Over	APos	TPos	Remark	Pol/Phase	Note
Level	Line	Limit	cm	deg			
Factor	dB/m	dB					
dBuV	dBuV/m	dB					
48.35	-1.75	68.20	-21.60	200	39 Peak	Horizontal	
45.46	5.79	54.00	-2.75	100	340 Average	Horizontal	
57.57	5.79	74.00	-16.24	100	340 Peak	Horizontal	
42.84	1.80	54.00	-9.36	118	360 Average	Horizontal	
54.82	1.80	74.00	-17.38	118	360 Peak	Horizontal	



TUV Rheinland Taiwan Ltd.
No. 438-18, Sec 2, Fenliiao, Linkou Dist., New Taipei City 244, Taiwan(R.O.C.)
Tel: +886-2172-1000 Fax: +886-2172-1322



Read	Limit	Over	APos	TPos	Remark	Pol/Phase	Note
Level	Line	Limit	cm	deg			
Factor	dB/m	dB					
dBuV	dBuV/m	dB					
54.64	-1.75	68.20	-15.31	200	240 Peak	Vertical	
51.97	5.79	54.00	-2.03	200	243 Average	Vertical	
59.92	5.79	74.00	-8.29	200	243 Peak	Vertical	
42.87	1.80	54.00	-11.13	377	186 Average	Vertical	
47.39	1.80	74.00	-24.81	377	186 Peak	Vertical	

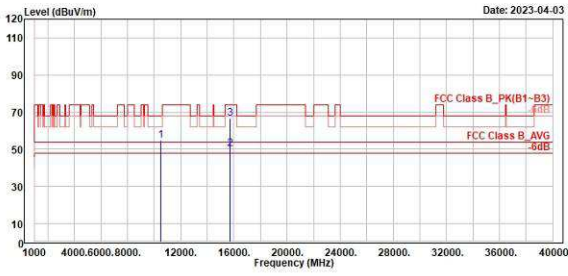
802.11a

CH 48 (Horizontal)

CH 48 (Vertical)



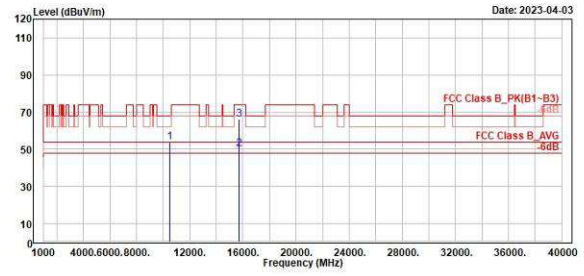
TUV Rheinland Taiwan Ltd.
No. 438-18, Sec 2, Fenliiao, Linkou Dist., New Taipei City 244, Taiwan(R.O.C.)
Tel: +886-2172-1000 Fax: +886-2172-1322



	Read	Limit	Over	APos	TPos	Remark	Pol/Phase	Note
1	18480.00	54.67	56.19	-1.52	68.20	-13.53	200	140 Peak
2	15720.00	59.01	43.69	6.32	54.00	-3.99	100	360 Average
3	15726.00	66.77	68.45	6.32	74.00	-7.23	100	360 Peak



TUV Rheinland Taiwan Ltd.
No. 438-18, Sec 2, Fenliiao, Linkou Dist., New Taipei City 244, Taiwan(R.O.C.)
Tel: +886-2172-1000 Fax: +886-2172-1322



	Read	Limit	Over	APos	TPos	Remark	Pol/Phase	Note
1	18480.00	54.04	55.56	-1.52	68.20	-14.16	200	237 Peak
2	15720.00	50.35	44.83	6.32	54.00	-3.65	200	321 Average
3	15726.00	66.37	68.85	6.32	74.00	-7.63	200	321 Peak

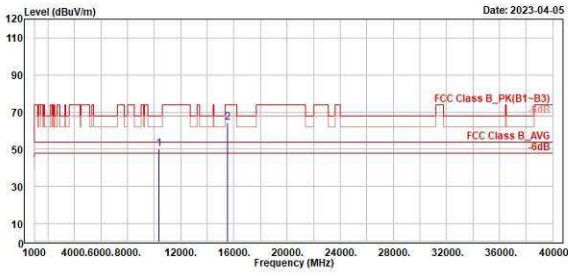
802.11ax HE20

CH 36 (Horizontal)

CH 36 (Vertical)



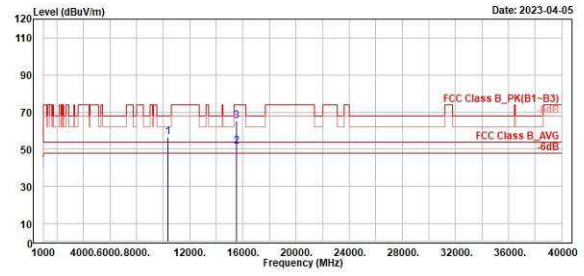
TUV Rheinland Taiwan Ltd.
No. 438-18, Sec 2, Fenliiao, Linkou Dist., New Taipei City 244, Taiwan(R.O.C.)
Tel: +886-2172-1000 Fax: +886-2172-1322



Read	Limit	Over	APos	TPos	Remark	Pol/Phase	Note
Level	Line	Limit					
Factor							
dB/m	dB/m	dB	cm	deg			
1 10360.00	50.22	52.05	-1.83	68.20	-17.98	275	33 Peak Horizontal
2 15540.00	64.30	58.48	5.82	74.00	-9.70	101	360 Peak Horizontal



TUV Rheinland Taiwan Ltd.
No. 438-18, Sec 2, Fenliiao, Linkou Dist., New Taipei City 244, Taiwan(R.O.C.)
Tel: +886-2172-1000 Fax: +886-2172-1322



Read	Limit	Over	APos	TPos	Remark	Pol/Phase	Note
Level	Line	Limit					
Factor							
dB/m	dB/m	dB	cm	deg			
1 10360.00	56.57	58.40	-1.83	68.20	-11.63	300	149 Peak Vertical
2 15540.00	51.66	45.84	5.82	54.00	-2.34	138	219 Average Vertical
3 15540.00	65.18	59.36	5.82	74.00	-8.82	138	219 Peak Vertical

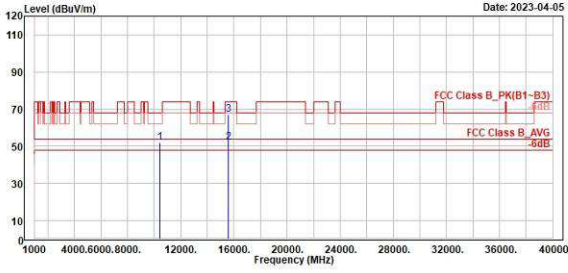
802.11ax HE20

CH 40 (Horizontal)

CH 40 (Vertical)



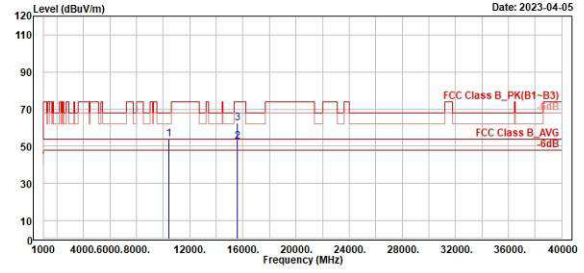
TUV Rheinland Taiwan Ltd.
No. 438-18, Sec 2, Fenliao, Linkou Dist., New Taipei City 244, Taiwan(R.O.C.)
Tel: +886-2172-1000 Fax: +886-2172-1322



Freq	Level	Read Level	Factor	Limit Line	Over Limit	APos	TPos	Remark	Pol/Phase	Note
MHz	dBuV/m	dBuV	dB/m	dBuV/m	dB	cm	deg			
1 18400.00	52.17	53.82	-1.75	68.20	-16.03	332	360	Peak	Horizontal	
2 15600.00	52.05	46.26	5.79	54.00	-1.95	286	342	Average	Horizontal	
3 15600.00	67.23	61.44	5.79	74.00	-6.77	286	342	Peak	Horizontal	



TUV Rheinland Taiwan Ltd.
No. 438-18, Sec 2, Fenliao, Linkou Dist., New Taipei City 244, Taiwan(R.O.C.)
Tel: +886-2172-1000 Fax: +886-2172-1322



Freq	Level	Read Level	Factor	Limit Line	Over Limit	APos	TPos	Remark	Pol/Phase	Note
MHz	dBuV/m	dBuV	dB/m	dBuV/m	dB	cm	deg			
1 18400.00	53.79	55.54	-1.75	68.20	-14.41	280	360	Peak	Vertical	
2 15600.00	52.61	46.82	5.79	54.00	-1.39	148	216	Average	Vertical	
3 15600.00	62.32	56.53	5.79	74.00	-11.68	148	216	Peak	Vertical	

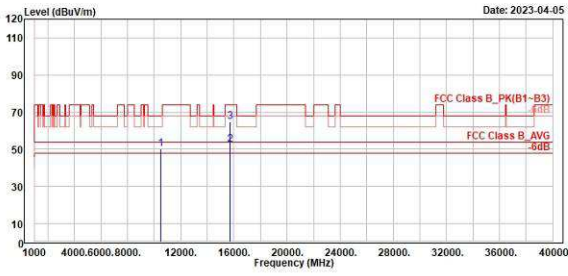
802.11ax HE20

CH 48 (Horizontal)

CH 48 (Vertical)



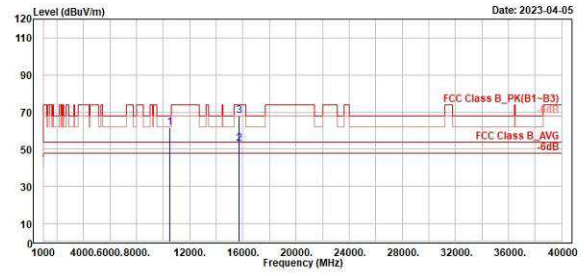
TUV Rheinland Taiwan Ltd.
No. 438-18, Sec 2, Fenliao, Linkou Dist., New Taipei City 244, Taiwan(R.O.C.)
Tel: +886-2172-1000 Fax: +886-2172-1322



	Read	Limit	Over	APos	TPos	Remark	Pol/Phase	Note	
1	2	3	4	5	6	7	8	9	
1	Level	Line	Limit	cm	deg				
2	Factor	dB/m	dB						
3	dBuV	dBuV/m	dB						
1	18486.00	58.17	51.69	-1.52	68.20	-18.03	200	223 Peak	Horizontal
2	15720.00	52.30	45.98	6.32	54.00	-1.70	146	359 Average	Horizontal
3	15726.00	64.96	58.64	6.32	74.00	-9.04	146	359 Peak	Horizontal



TUV Rheinland Taiwan Ltd.
No. 438-18, Sec 2, Fenliao, Linkou Dist., New Taipei City 244, Taiwan(R.O.C.)
Tel: +886-2172-1000 Fax: +886-2172-1322



	Read	Limit	Over	APos	TPos	Remark	Pol/Phase	Note	
1	2	3	4	5	6	7	8	9	
1	Level	Line	Limit	cm	deg				
2	Factor	dB/m	dB						
3	dBuV	dBuV/m	dB						
1	18486.00	61.47	62.99	-1.52	68.20	-6.73	100	172 Peak	Vertical
2	15720.00	52.83	46.51	6.32	54.00	-1.17	310	323 Average	Vertical
3	15726.00	67.85	61.53	6.32	74.00	-6.15	310	323 Peak	Vertical

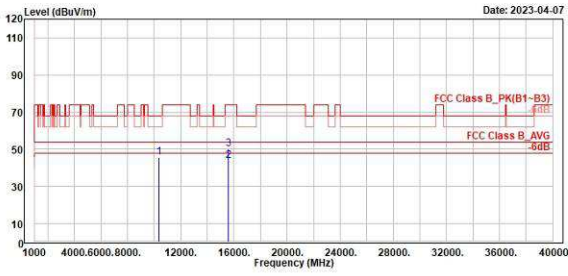
802.11ax HE40

CH 38 (Horizontal)

CH 38 (Vertical)



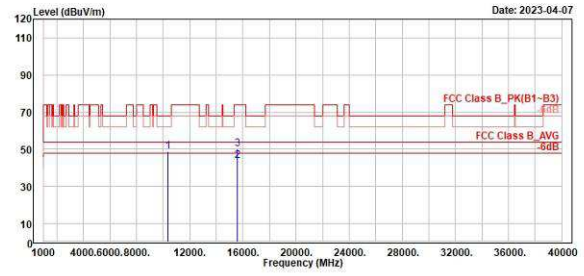
TUV Rheinland Taiwan Ltd.
No. 438-18, Sec 2, Fenliiao, Linkou Dist., New Taipei City 244, Taiwan(R.O.C.)
Tel: +886-2172-1000 Fax: +886-2172-1322



Peak	Freq (MHz)	Level (dBuV/m)	Read Level (dBuV)	Factor (dB)	Limit Line (dBuV/m)	Over Limit (dB)	APos (cm)	TPos (deg)	Remark	Pol/Phase	Note
1	18380.00	45.59	47.37	-1.78	68.20	-22.61	400	10	Peak	Horizontal	
2	15570.00	43.76	37.95	5.81	54.00	-10.24	149	360	Average	Horizontal	
3	15570.00	50.34	44.53	5.81	74.00	-23.66	149	360	Peak	Horizontal	



TUV Rheinland Taiwan Ltd.
No. 438-18, Sec 2, Fenliiao, Linkou Dist., New Taipei City 244, Taiwan(R.O.C.)
Tel: +886-2172-1000 Fax: +886-2172-1322



Peak	Freq (MHz)	Level (dBuV/m)	Read Level (dBuV)	Factor (dB)	Limit Line (dBuV/m)	Over Limit (dB)	APos (cm)	TPos (deg)	Remark	Pol/Phase	Note
1	18380.00	48.97	50.75	-1.78	68.20	-19.23	200	173	Peak	Vertical	
2	15570.00	43.65	37.84	5.81	54.00	-10.35	100	360	Average	Vertical	
3	15570.00	50.25	44.44	5.81	74.00	-23.75	100	360	Peak	Vertical	

802.11ax HE40

CH 46 (Horizontal)

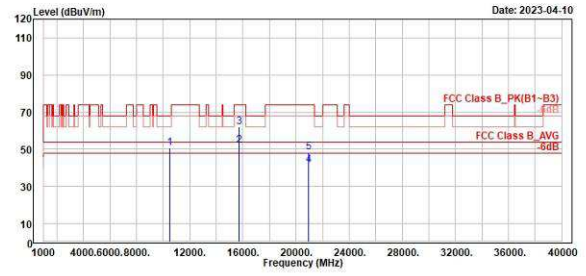
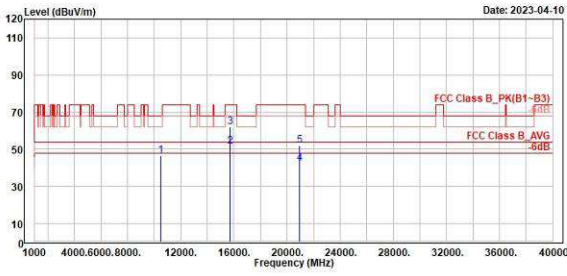
CH 46 (Vertical)



TUV Rheinland Taiwan Ltd.
No. 438-18, Sec 2, Fenliiao, Linkou Dist., New Taipei City 244, Taiwan(R.O.C.)
Tel: +886-2172-1000 Fax: +886-2172-1322



TUV Rheinland Taiwan Ltd.
No. 438-18, Sec 2, Fenliiao, Linkou Dist., New Taipei City 244, Taiwan(R.O.C.)
Tel: +886-2172-1000 Fax: +886-2172-1322



Read	Limit	Over	APos	TPos	Remark	Pol/Phase	Note			
Level	Line	Limit	cm	deg						
Factor	dB/m	dB								
dBuV	dBuV/m	dB								
1	18460.00	46.38	47.96	-1.58	68.20	-21.82	300	336 Peak	Horizontal	
2	15690.00	51.51	45.21	6.30	54.00	-2.49	120	360 Average	Horizontal	
3	15690.00	62.10	55.80	6.30	74.00	-11.90	120	360 Peak	Horizontal	
4	20920.00	42.25	40.17	2.08	54.00	-11.75	116	360 Average	Horizontal	
5	20920.00	52.06	49.98	2.08	74.00	-21.94	116	360 Peak	Horizontal	

Read	Limit	Over	APos	TPos	Remark	Pol/Phase	Note			
Level	Line	Limit	cm	deg						
Factor	dB/m	dB								
dBuV	dBuV/m	dB								
1	18460.00	50.57	52.15	-1.58	68.20	-17.63	300	157 Peak	Vertical	
2	15690.00	52.15	45.85	6.30	54.00	-1.85	318	321 Average	Vertical	
3	15690.00	61.92	55.62	6.30	74.00	-12.08	318	321 Peak	Vertical	
4	20920.00	41.62	39.54	2.08	54.00	-12.38	300	327 Average	Vertical	
5	20920.00	48.35	46.27	2.08	74.00	-25.65	300	327 Peak	Vertical	

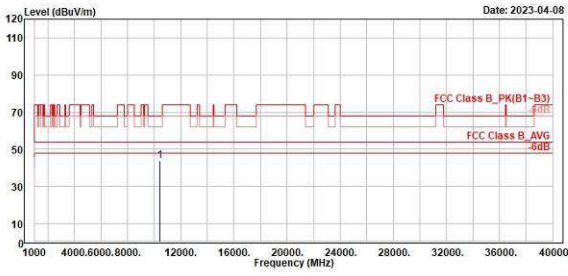
802.11ax HE80

CH 42 (Horizontal)

CH 42 (Vertical)



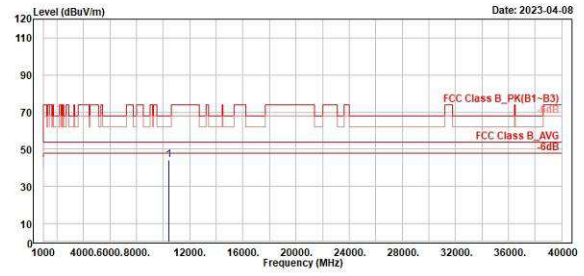
TUV Rheinland Taiwan Ltd.
No. 438-18, Sec 2, Fenliao, Linkou Dist., New Taipei City 244, Taiwan(R.O.C.)
Tel: +886-2172-1000 Fax: +886-2172-1322



Read	Level	Factor	Limit	Over	Apos	Tpos	Remark	Pol/Phase	Note
Freq	Level		Line	Limit					
MHz	dBuV/m	dBuV	dB/m	dBuV/m	dB	cm	deg		
1 10428.00	43.99	45.69	-1.70	68.20	-24.21	300	69 Peak	Horizontal	



TUV Rheinland Taiwan Ltd.
No. 438-18, Sec 2, Fenliao, Linkou Dist., New Taipei City 244, Taiwan(R.O.C.)
Tel: +886-2172-1000 Fax: +886-2172-1322



Read	Level	Factor	Limit	Over	Apos	Tpos	Remark	Pol/Phase	Note
Freq	Level		Line	Limit					
MHz	dBuV/m	dBuV	dB/m	dBuV/m	dB	cm	deg		
1 10428.00	44.27	45.97	-1.70	68.20	-23.93	300	33 Peak	Vertical	

U-NII-2A

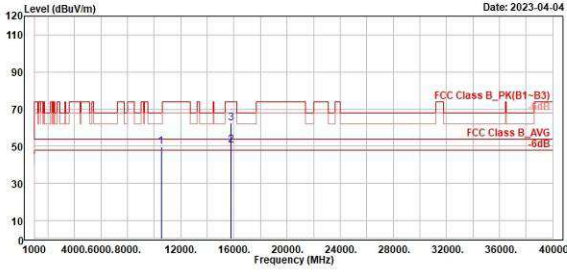
802.11a

CH 52 (Horizontal)

CH 52 (Vertical)



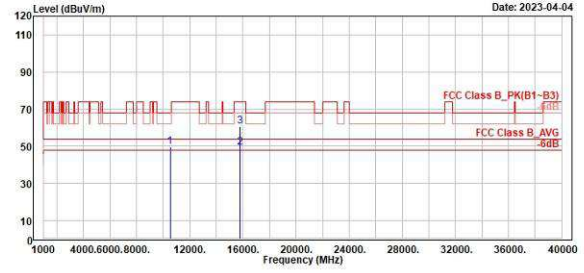
TUV Rheinland Taiwan Ltd.
No. 438-18, Sec 2, Fenliiao, Linkou Dist., New Taipei City 244, Taiwan(R.O.C.)
Tel: +886-2172-1000 Fax: +886-2172-1322



Read	Limit	Over	APos	TPos	Remark	Pol/Phase	Note			
Level	Line	Limit	cm	deg						
Factor	dB/m	dBuV/m								
dBuV	dB/m	dBuV/m								
1	18528.00	49.91	51.37	-1.46	68.20	-18.29	100	224 Peak	Horizontal	
2	15780.00	59.46	44.22	6.24	54.00	-3.54	140	360 Average	Horizontal	
3	15780.00	62.31	56.67	6.24	74.00	-11.69	140	360 Peak	Horizontal	



TUV Rheinland Taiwan Ltd.
No. 438-18, Sec 2, Fenliiao, Linkou Dist., New Taipei City 244, Taiwan(R.O.C.)
Tel: +886-2172-1000 Fax: +886-2172-1322



Read	Limit	Over	APos	TPos	Remark	Pol/Phase	Note			
Level	Line	Limit	cm	deg						
Factor	dB/m	dBuV/m								
dBuV	dB/m	dBuV/m								
1	18528.00	49.59	51.05	-1.46	68.20	-18.61	100	159 Peak	Vertical	
2	15780.00	49.35	43.11	6.24	54.00	-4.65	400	198 Average	Vertical	
3	15780.00	60.83	54.59	6.24	74.00	-13.17	400	198 Peak	Vertical	

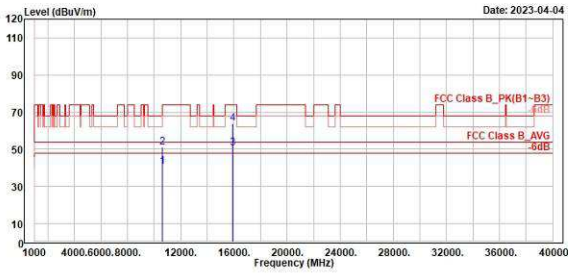
802.11a

CH 60 (Horizontal)

CH 60 (Vertical)



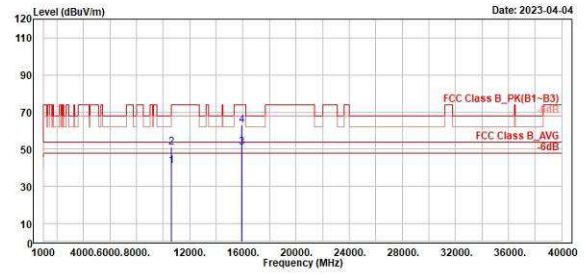
TUV Rheinland Taiwan Ltd.
No. 438-18, Sec 2, Fenliiao, Linkou Dist., New Taipei City 244, Taiwan(R.O.C.)
Tel: +886-2172-1000 Fax: +886-2172-1322



Read	Limit	Over	APos	TPos	Remark	Pol/Phase	Note		
Level	Line	Limit	cm	deg					
Factor	dB/m	dB							
dBuV	dB/m	dBuV/m	cm	deg					
1	18690.00	40.74	42.20	-1.46	54.00	-13.26	200	150 Average	Horizontal
2	18690.00	50.96	52.42	-1.46	74.00	-23.04	200	150 Peak	Horizontal
3	15900.00	50.81	44.44	6.37	54.00	-3.19	142	360 Average	Horizontal
4	15900.00	63.87	57.50	6.37	74.00	-10.13	142	360 Peak	Horizontal



TUV Rheinland Taiwan Ltd.
No. 438-18, Sec 2, Fenliiao, Linkou Dist., New Taipei City 244, Taiwan(R.O.C.)
Tel: +886-2172-1000 Fax: +886-2172-1322



Read	Limit	Over	APos	TPos	Remark	Pol/Phase	Note		
Level	Line	Limit	cm	deg					
Factor	dB/m	dB							
dBuV	dB/m	dBuV/m	cm	deg					
1	18690.00	41.18	42.64	-1.46	54.00	-12.82	100	155 Average	Vertical
2	18690.00	51.31	52.77	-1.46	74.00	-22.69	100	155 Peak	Vertical
3	15900.00	50.98	44.61	6.37	54.00	-3.02	200	319 Average	Vertical
4	15900.00	63.04	56.67	6.37	74.00	-10.96	200	319 Peak	Vertical

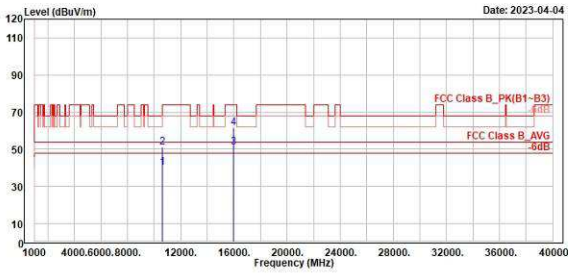
802.11a

CH 64 (Horizontal)

CH 64 (Vertical)



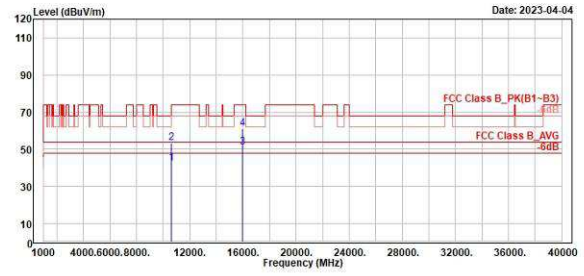
TUV Rheinland Taiwan Ltd.
No. 438-18, Sec 2, Fenliiao, Linkou Dist., New Taipei City 244, Taiwan(R.O.C.)
Tel: +886-2172-1000 Fax: +886-2172-1322



Read	Limit	Over	APos	TPos	Remark	Pol/Phase	Note		
Level	Line	Limit							
Factor									
dBuV	dB/m	dBuV/m	dB	cm	deg				
1	18648.00	40.05	41.46	-1.41	54.00	-13.95	200	222 Average	Horizontal
2	18648.00	51.13	52.54	-1.41	74.00	-22.87	200	222 Peak	Horizontal
3	15968.00	50.89	44.48	6.41	54.00	-3.11	200	316 Average	Horizontal
4	15968.00	61.63	55.22	6.41	74.00	-12.37	200	316 Peak	Horizontal



TUV Rheinland Taiwan Ltd.
No. 438-18, Sec 2, Fenliiao, Linkou Dist., New Taipei City 244, Taiwan(R.O.C.)
Tel: +886-2172-1000 Fax: +886-2172-1322



Read	Limit	Over	APos	TPos	Remark	Pol/Phase	Note		
Level	Line	Limit							
Factor									
dBuV	dB/m	dBuV/m	dB	cm	deg				
1	18648.00	42.44	43.85	-1.41	54.00	-11.56	400	235 Average	Vertical
2	18648.00	53.45	54.86	-1.41	74.00	-20.55	400	235 Peak	Vertical
3	15968.00	51.00	44.59	6.41	54.00	-3.00	300	332 Average	Vertical
4	15968.00	60.97	54.56	6.41	74.00	-13.03	300	332 Peak	Vertical

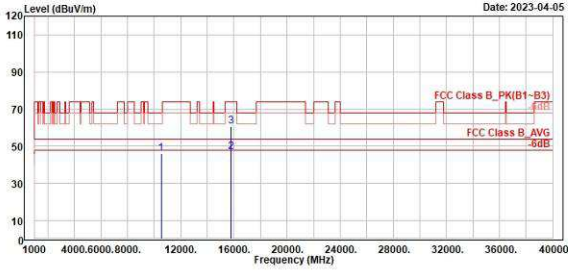
802.11ax HE20

CH 52 (Horizontal)

CH 52 (Vertical)



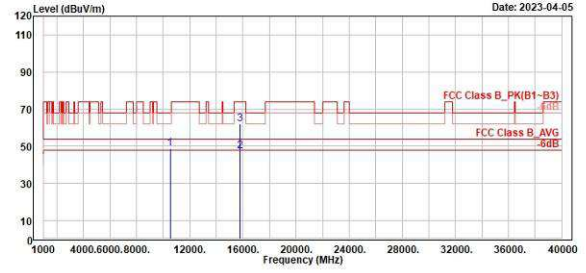
TUV Rheinland Taiwan Ltd.
No. 438-18, Sec 2, Fenliiao, Linkou Dist., New Taipei City 244, Taiwan(R.O.C.)
Tel: +886-2172-1000 Fax: +886-2172-1322



Read	Limit	Over	APos	TPos	Remark	Pol/Phase	Note
Level	Line	Limit					
Factor							
dBuV	dB/m	dBuV/m	dB	cm	deg		
1 18528.00	46.29	47.75	-1.46	68.20	-21.91	400	13 Peak Horizontal
2 15780.00	47.19	49.86	6.24	54.00	-6.90	138	360 Average Horizontal
3 15780.00	68.08	54.56	6.24	74.00	-13.20	138	360 Peak Horizontal



TUV Rheinland Taiwan Ltd.
No. 438-18, Sec 2, Fenliiao, Linkou Dist., New Taipei City 244, Taiwan(R.O.C.)
Tel: +886-2172-1000 Fax: +886-2172-1322



Read	Limit	Over	APos	TPos	Remark	Pol/Phase	Note
Level	Line	Limit					
Factor							
dBuV	dB/m	dBuV/m	dB	cm	deg		
1 18528.00	48.87	50.33	-1.46	68.20	-19.33	100	156 Peak Vertical
2 15780.00	47.51	41.27	6.24	54.00	-6.49	296	338 Average Vertical
3 15780.00	62.21	55.97	6.24	74.00	-11.79	296	320 Peak Vertical

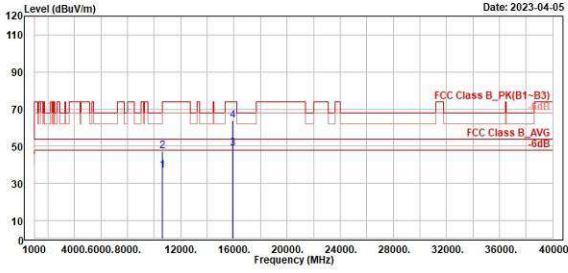
802.11ax HE20

CH 60 (Horizontal)

CH 60 (Vertical)



TUV Rheinland Taiwan Ltd.
No. 438-18, Sec 2, Fenliiao, Linkou Dist., New Taipei City 244, Taiwan(R.O.C.)
Tel: +886-2172-1000 Fax: +886-2172-1322

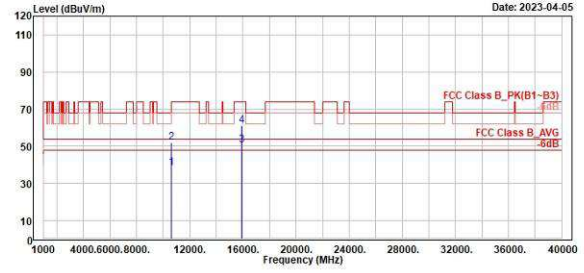


Date: 2023-04-05

Freq	Level	Read	Limit	Over	APos	TPos	Remark	Pol/Phase	Note
MHz	dBuV/m	dBuV	dB/m	dBuV/m	dB	cm	deg		
1	10650.00	37.12	38.58	-1.46	54.00	-16.88	143	138	Average Horizontal
2	10650.00	47.57	49.03	-1.46	74.00	-26.43	143	138	Peak Horizontal
3	15900.00	48.76	42.39	6.37	54.00	-5.24	117	329	Average Horizontal
4	15900.00	64.03	57.66	6.37	74.00	-9.97	117	329	Peak Horizontal



TUV Rheinland Taiwan Ltd.
No. 438-18, Sec 2, Fenliiao, Linkou Dist., New Taipei City 244, Taiwan(R.O.C.)
Tel: +886-2172-1000 Fax: +886-2172-1322



Date: 2023-04-05

Freq	Level	Read	Limit	Over	APos	TPos	Remark	Pol/Phase	Note
MHz	dBuV/m	dBuV	dB/m	dBuV/m	dB	cm	deg		
1	10650.00	38.39	39.85	-1.46	54.00	-15.61	131	172	Average Vertical
2	10650.00	52.23	53.69	-1.46	74.00	-21.77	131	172	Peak Vertical
3	15900.00	50.59	44.22	6.37	54.00	-3.41	313	323	Average Vertical
4	15900.00	61.18	54.81	6.37	74.00	-12.82	313	323	Peak Vertical

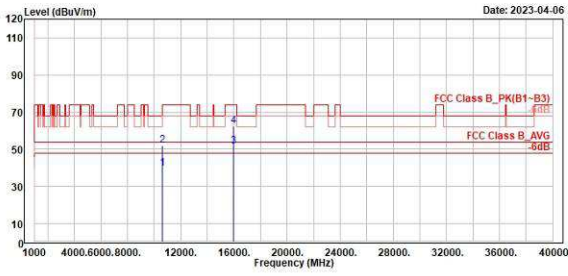
802.11ax HE20

CH 64 (Horizontal)

CH 64 (Vertical)



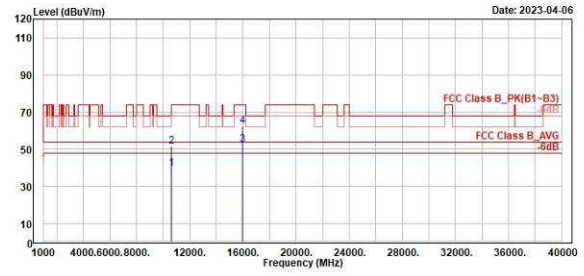
TUV Rheinland Taiwan Ltd.
No. 438-18, Sec 2, Fenliiao, Linkou Dist., New Taipei City 244, Taiwan(R.O.C.)
Tel: +886-2172-1000 Fax: +886-2172-1322



Read	Limit	Over	APos	TPos	Remark	Pol/Phase	Note
Level	Line	Limit					
Factor							
dBuV	dBuV/m	dB	cm	deg			
39.62	54.00	-14.38	100	138	Average	Horizontal	
53.58	74.00	-21.83	100	138	Peak	Horizontal	
45.20	54.00	-2.39	200	357	Average	Horizontal	
55.97	74.00	-11.62	200	357	Peak	Horizontal	



TUV Rheinland Taiwan Ltd.
No. 438-18, Sec 2, Fenliiao, Linkou Dist., New Taipei City 244, Taiwan(R.O.C.)
Tel: +886-2172-1000 Fax: +886-2172-1322



Read	Limit	Over	APos	TPos	Remark	Pol/Phase	Note
Level	Line	Limit					
Factor							
dBuV	dBuV/m	dB	cm	deg			
39.48	54.00	-14.52	200	24	Average	Vertical	
53.64	74.00	-22.36	200	24	Peak	Vertical	
46.25	54.00	-1.34	300	311	Average	Vertical	
56.26	74.00	-11.33	300	311	Peak	Vertical	

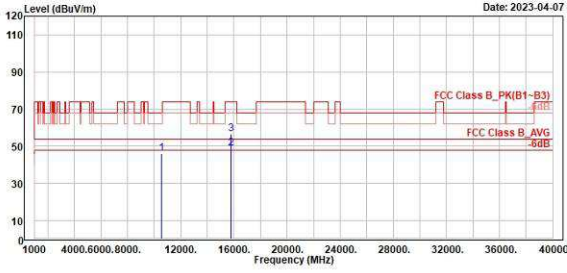
802.11ax HE40

CH 54 (Horizontal)

CH 54 (Vertical)



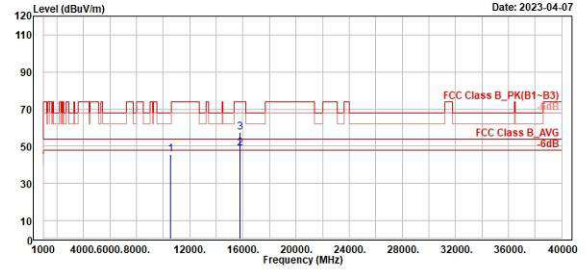
TUV Rheinland Taiwan Ltd.
No. 438-18, Sec 2, Fenliiao, Linkou Dist., New Taipei City 244, Taiwan(R.O.C.)
Tel: +886-2172-1000 Fax: +886-2172-1322



Read	Limit	Over	APos	TPos	Remark	Pol/Phase	Note
Level	Line	Limit					
Factor							
dBuV	dB/m	dBuV/m	dB	cm	deg		
1 18548.00	46.21	47.67	-1.46	68.20	-21.99	400	328 Peak Horizontal
2 15818.00	48.83	42.69	6.23	54.00	-5.17	132	360 Average Horizontal
3 15818.00	56.77	58.54	6.23	74.00	-17.23	132	360 Peak Horizontal



TUV Rheinland Taiwan Ltd.
No. 438-18, Sec 2, Fenliiao, Linkou Dist., New Taipei City 244, Taiwan(R.O.C.)
Tel: +886-2172-1000 Fax: +886-2172-1322



Read	Limit	Over	APos	TPos	Remark	Pol/Phase	Note
Level	Line	Limit					
Factor							
dBuV	dB/m	dBuV/m	dB	cm	deg		
1 18548.00	45.46	46.92	-1.46	68.20	-22.74	100	167 Peak Vertical
2 15818.00	48.79	42.47	6.23	54.00	-5.39	200	311 Average Vertical
3 15818.00	57.68	51.37	6.23	74.00	-16.40	200	311 Peak Vertical

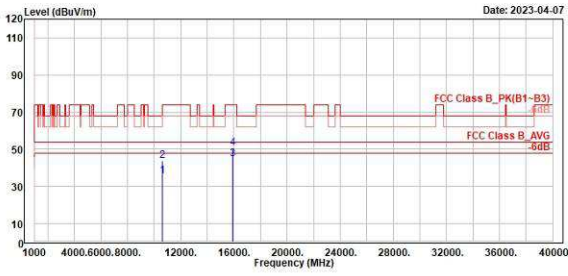
802.11ax HE40

CH 62 (Horizontal)

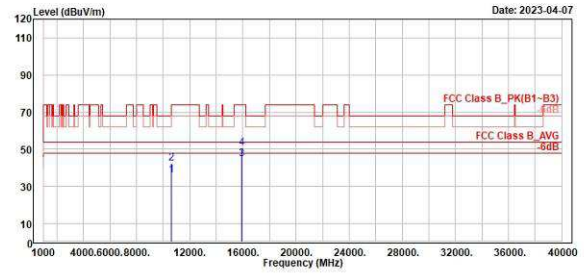
CH 62 (Vertical)



TUV Rheinland Taiwan Ltd.
No. 438-18, Sec 2, Fenliiao, Linkou Dist., New Taipei City 244, Taiwan(R.O.C.)
Tel: +886-2172-1000 Fax: +886-2172-1322



TUV Rheinland Taiwan Ltd.
No. 438-18, Sec 2, Fenliiao, Linkou Dist., New Taipei City 244, Taiwan(R.O.C.)
Tel: +886-2172-1000 Fax: +886-2172-1322



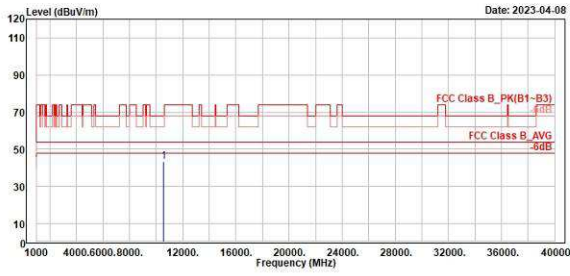
802.11ax HE80

CH 58 (Horizontal)

CH 58 (Vertical)



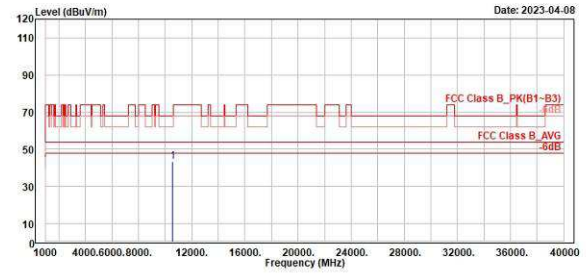
TUV Rheinland Taiwan Ltd.
No. 438-18, Sec 2, Fenliao, Linkou Dist., New Taipei City 244, Taiwan(R.O.C.)
Tel: +886-2172-1000 Fax: +886-2172-1322



Read	Limit	Over	APos	TPos	Remark	Pol/Phase	Note
Freq	Level	Level	Factor	Line	Limit		
MHz	dBuV/m	dBuV	dB/m	dBuV/m	dB	cm	deg
1 10580.00	43.20	44.66	-1.46	68.20	-25.00	274	173 Peak Horizontal



TUV Rheinland Taiwan Ltd.
No. 438-18, Sec 2, Fenliao, Linkou Dist., New Taipei City 244, Taiwan(R.O.C.)
Tel: +886-2172-1000 Fax: +886-2172-1322



Read	Limit	Over	APos	TPos	Remark	Pol/Phase	Note
Freq	Level	Level	Factor	Line	Limit		
MHz	dBuV/m	dBuV	dB/m	dBuV/m	dB	cm	deg
1 10580.00	43.38	44.84	-1.46	68.20	-24.82	300	181 Peak Vertical

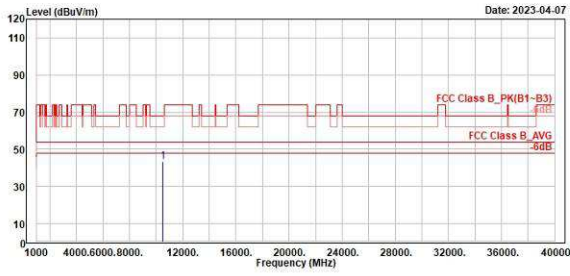
802.11ax HE160

CH 50 (Horizontal)

CH 50 (Vertical)



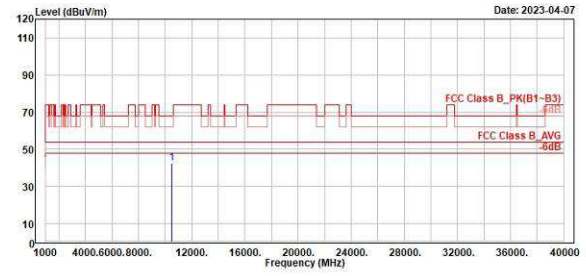
TUV Rheinland Taiwan Ltd.
No. 438-18, Sec 2, Fenliao, Linkou Dist., New Taipei City 244, Taiwan(R.O.C.)
Tel: +886-2172-1000 Fax: +886-2172-1322



Read	Limit	Over	APos	TPos	Remark	Pol/Phase	Note
Freq	Level	Level	Factor	Line	Limit		
MHz	dBuV/m	dBuV	dB/m	dBuV/m	dB	cm	deg
1 10500.00	43.18	44.65	-1.47	68.20	-25.02	300	188 Peak Horizontal



TUV Rheinland Taiwan Ltd.
No. 438-18, Sec 2, Fenliao, Linkou Dist., New Taipei City 244, Taiwan(R.O.C.)
Tel: +886-2172-1000 Fax: +886-2172-1322



Read	Limit	Over	APos	TPos	Remark	Pol/Phase	Note
Freq	Level	Level	Factor	Line	Limit		
MHz	dBuV/m	dBuV	dB/m	dBuV/m	dB	cm	deg
1 10500.00	42.68	44.07	-1.47	68.20	-25.60	100	74 Peak Vertical

U-NII-2C

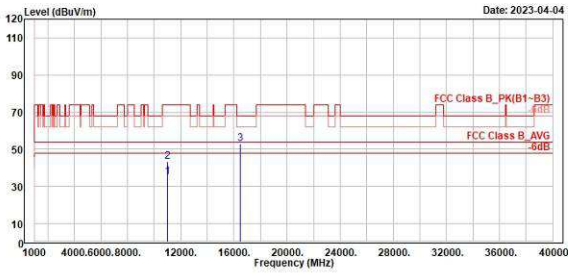
802.11a

CH 100 (Horizontal)

CH 100 (Vertical)



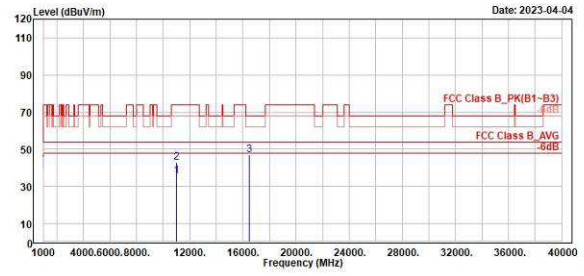
TUV Rheinland Taiwan Ltd.
No. 438-18, Sec 2, Fenliiao, Linkou Dist., New Taipei City 244, Taiwan(R.O.C.)
Tel: +886-2172-1000 Fax: +886-2172-1322



	Freq MHz	Level dBuV/m	Read		Limit		APos cm	TPos deg	Remark	Pol/Phase	Note
			Level dBuV	Factor dB/m	Line dBuV/m	Over Limit dB					
1	11800.00	34.92	35.86	-0.94	54.00	-19.08	200	57	Average	Horizontal	
2	11800.00	43.26	44.20	-0.94	74.00	-30.74	200	57	Peak	Horizontal	
3	16500.00	53.06	46.69	6.97	68.20	-15.14	200	346	Peak	Horizontal	



TUV Rheinland Taiwan Ltd.
No. 438-18, Sec 2, Fenliiao, Linkou Dist., New Taipei City 244, Taiwan(R.O.C.)
Tel: +886-2172-1000 Fax: +886-2172-1322



	Freq MHz	Level dBuV/m	Read		Limit		APos cm	TPos deg	Remark	Pol/Phase	Note
			Level dBuV	Factor dB/m	Line dBuV/m	Over Limit dB					
1	11800.00	35.65	36.59	-0.94	54.00	-18.35	300	9	Average	Vertical	
2	11800.00	42.69	43.63	-0.94	74.00	-31.31	300	9	Peak	Vertical	
3	16500.00	46.97	40.80	6.97	68.20	-21.23	200	356	Peak	Vertical	

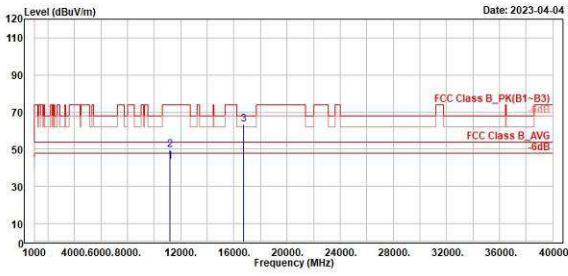
802.11a

CH 116 (Horizontal)

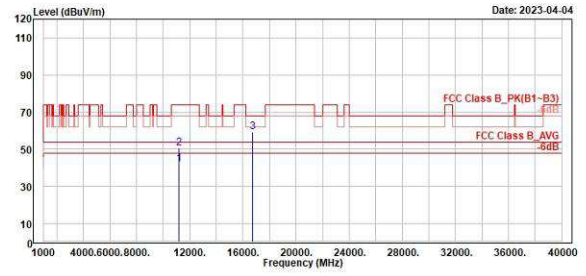
CH 116 (Vertical)



TUV Rheinland Taiwan Ltd.
No. 438-18, Sec 2, Fenliiao, Linkou Dist., New Taipei City 244, Taiwan(R.O.C.)
Tel: +886-2172-1000 Fax: +886-2172-1322



TUV Rheinland Taiwan Ltd.
No. 438-18, Sec 2, Fenliiao, Linkou Dist., New Taipei City 244, Taiwan(R.O.C.)
Tel: +886-2172-1000 Fax: +886-2172-1322



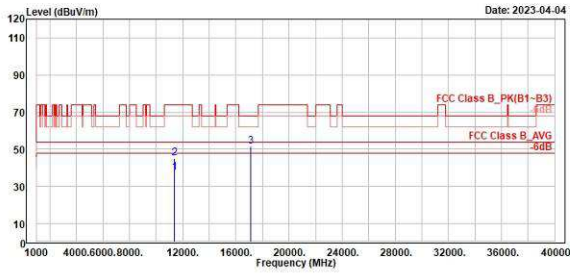
802.11a

CH 140 (Horizontal)

CH 140 (Vertical)



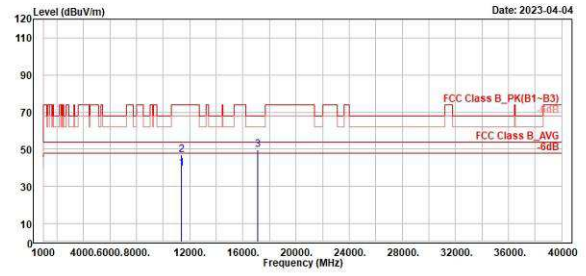
TUV Rheinland Taiwan Ltd.
No. 438-18, Sec 2, Fenliiao, Linkou Dist., New Taipei City 244, Taiwan(R.O.C.)
Tel: +886-2172-1000 Fax: +886-2172-1322



Line	Freq	Level	Read Level	Factor	Limit Line	Over Limit	APos	TPos	Remark	Pol/Phase	Note
	MHz	dBuV/m	dBuV	dB/m	dBuV/m	dB	cm	deg			
1	11400.00	37.27	37.43	-0.16	54.00	-16.73	200	350	Average	Horizontal	
2	11400.00	45.30	45.46	-0.16	74.00	-28.70	200	350	Peak	Horizontal	
3	17100.00	51.59	43.37	8.22	68.20	-16.61	100	221	Peak	Horizontal	



TUV Rheinland Taiwan Ltd.
No. 438-18, Sec 2, Fenliiao, Linkou Dist., New Taipei City 244, Taiwan(R.O.C.)
Tel: +886-2172-1000 Fax: +886-2172-1322



Line	Freq	Level	Read Level	Factor	Limit Line	Over Limit	APos	TPos	Remark	Pol/Phase	Note
	MHz	dBuV/m	dBuV	dB/m	dBuV/m	dB	cm	deg			
1	11400.00	39.64	39.80	-0.16	54.00	-14.36	400	226	Average	Vertical	
2	11400.00	47.15	47.31	-0.16	74.00	-26.85	400	226	Peak	Vertical	
3	17100.00	49.88	41.66	8.22	68.20	-18.32	300	247	Peak	Vertical	