


5. PHOTOGRAPHS

5.1. Photos of Powerline Conducted Measurement



FRONT VIEW OF CONDUCTED TEST



BACK VIEW OF CONDUCTED TEST

5.2. Photos of Radiated Measurement at Open Field Test Site




FRONT VIEW OF RADIATED TEST




FRONT VIEW OF RADIATED TEST

Test Mode : 1280*1024/75Hz, 80kHz ; Input : D-Sub



SETUP WITH MAXIMUM DETECTED EMISSION AT HORIZONTAL POLARIZATION



SETUP WITH MAXIMUM DETECTED EMISSION AT VERTICAL POLARIZATION