

Appendix D

RF Test Data for 5.8G WLAN (Conducted Measurement)

Product Name: NovoConnect Wireless Collaboration System

Trade Mark: DELTA, Vivitek

Test Model: NC-X900

Environmental Conditions

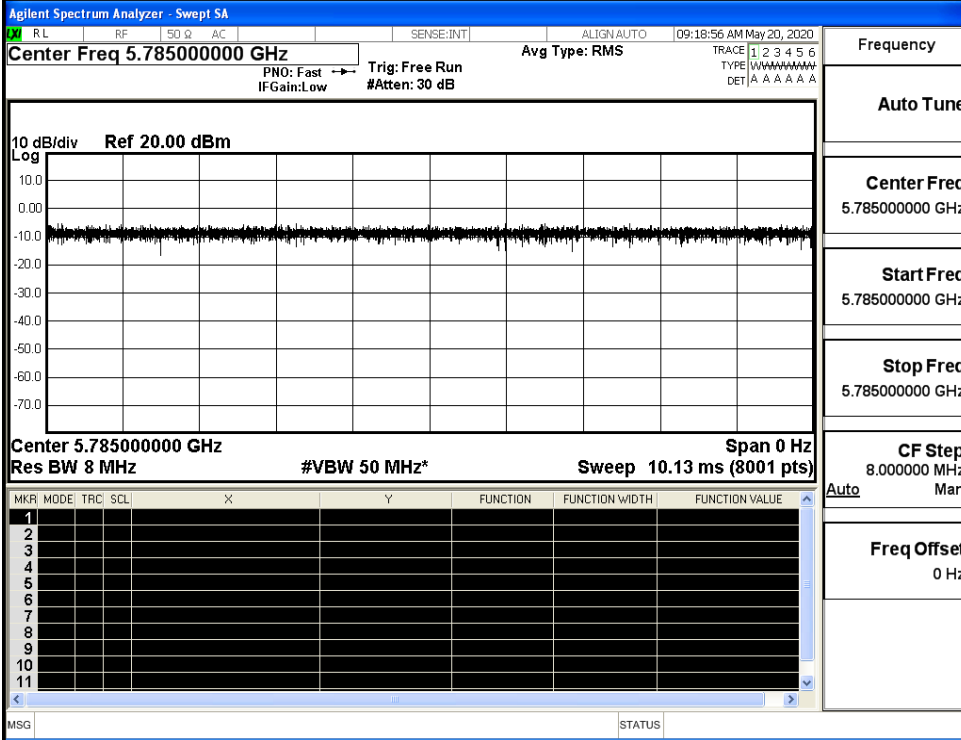
Temperature:	23.8 ° C
Relative Humidity:	53.7%
ATM Pressure:	100.0 kPa
Test Engineer:	Li Huan
Supervised by:	Tom Liu

D.1 Duty Cycle

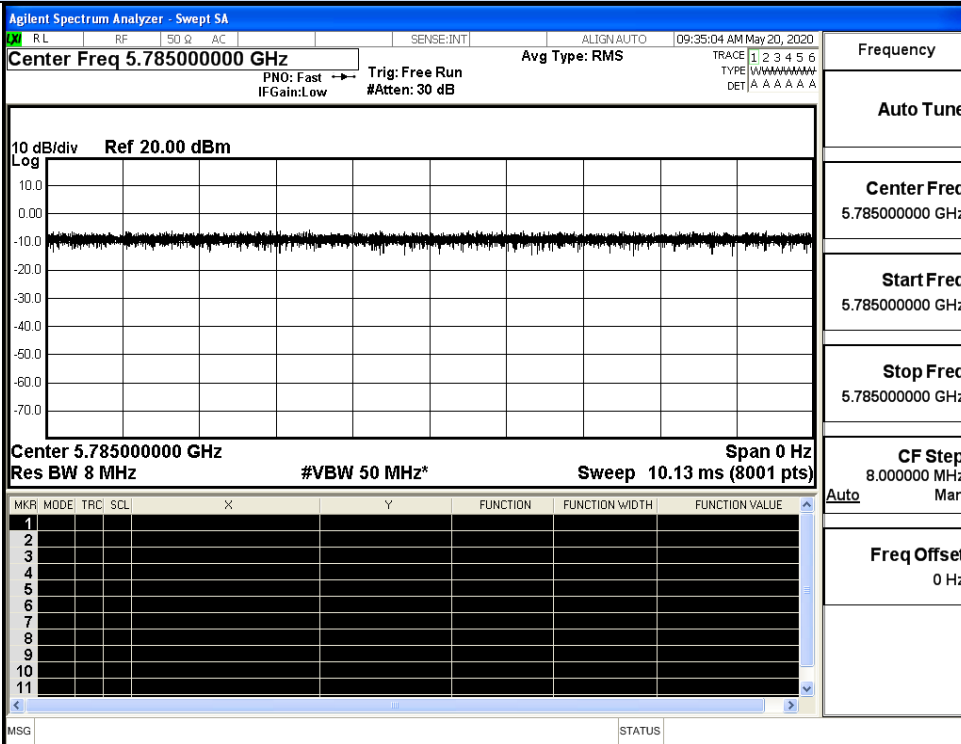
Ant0

Test Mode	Test Frequency (MHz)	Duty Cycle (%)	10log(1/x) Factor (dB)	1/B Minimum VBW(KHz)
11A	5785	100	0.00	0.01
11N20 SISO	5785	100	0.00	0.01
11N40 SISO	5755	100	0.00	0.01
11AC20 SISO	5785	100	0.00	0.01
11AC40 SISO	5755	100	0.00	0.01
11AC80 SISO	5775	100	0.00	0.01

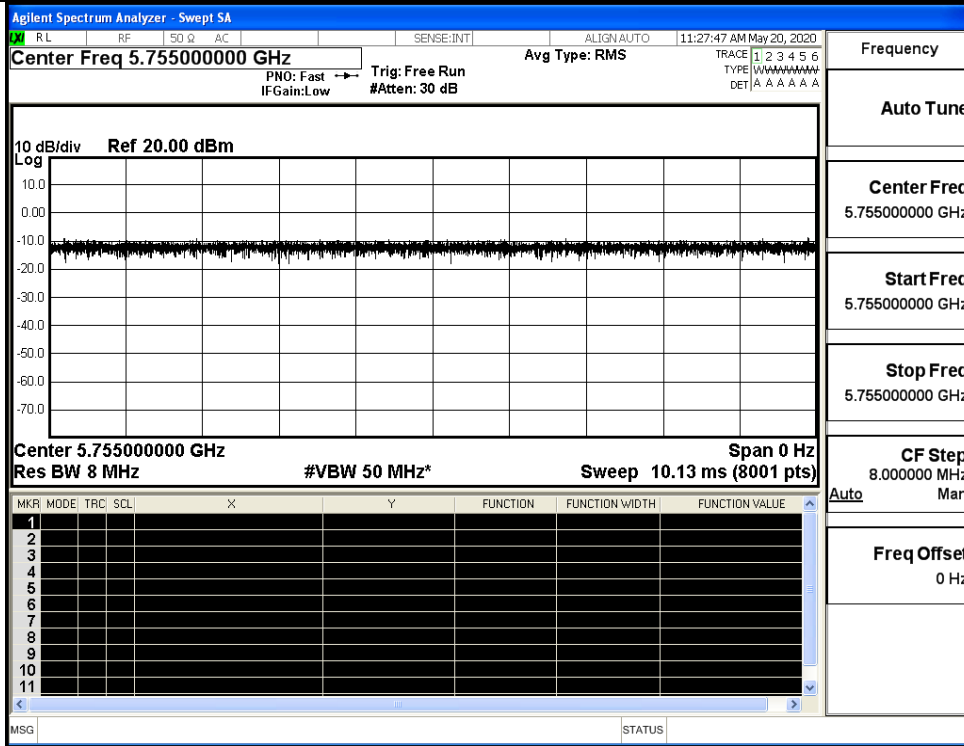
On Time and Duty Cycle



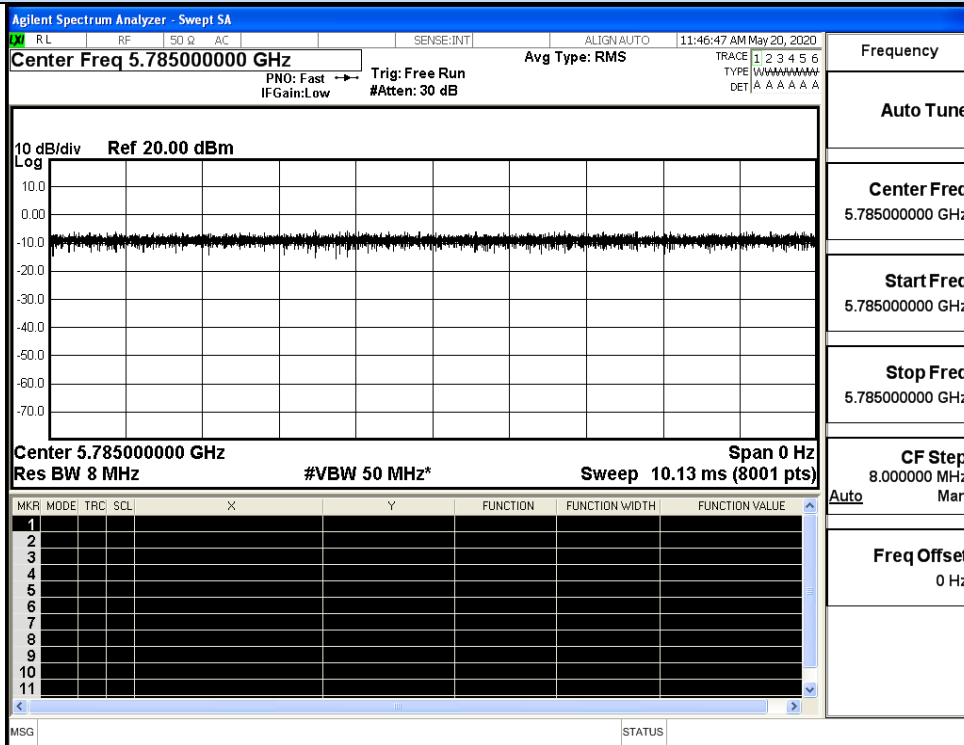
IEEE 802.11a



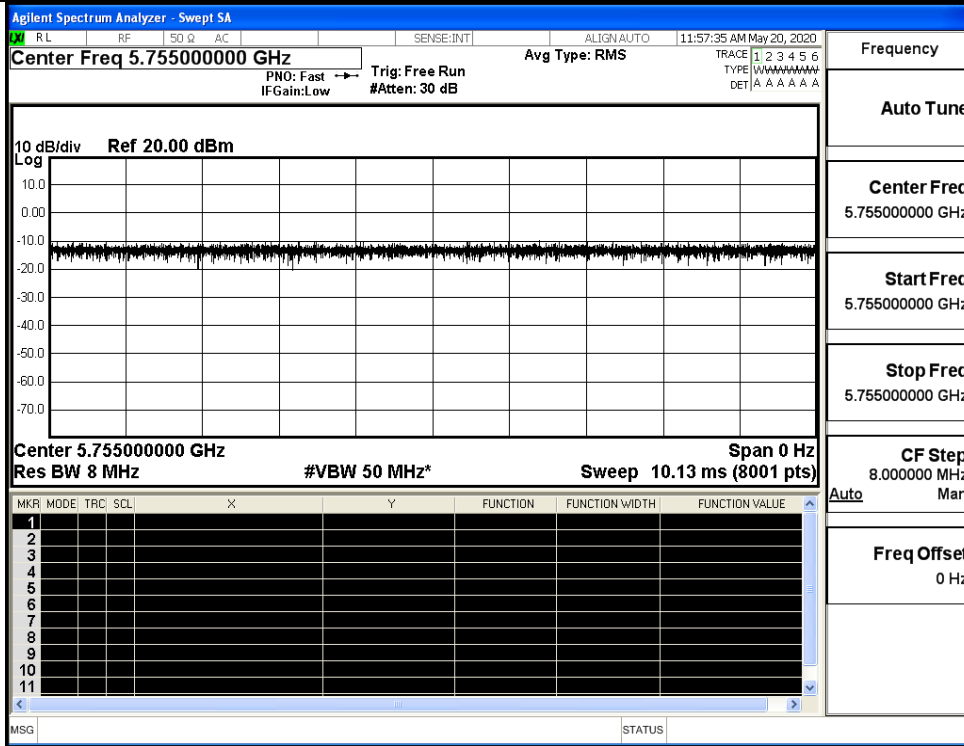
IEEE 802.11n HT20



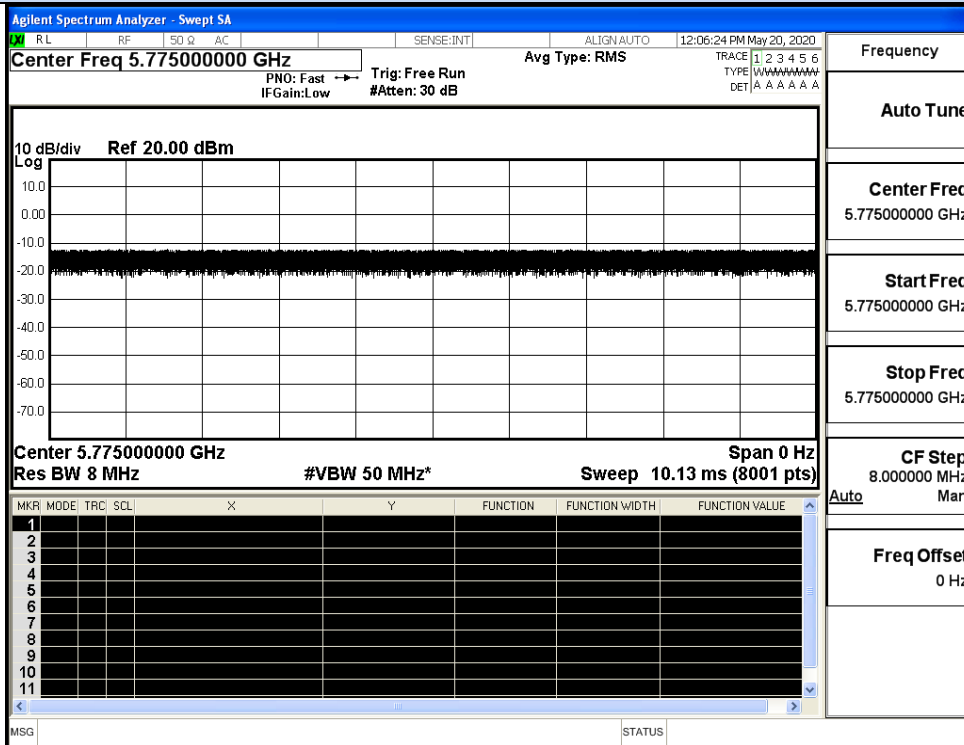
IEEE 802.11n HT40



IEEE 802.11AC20



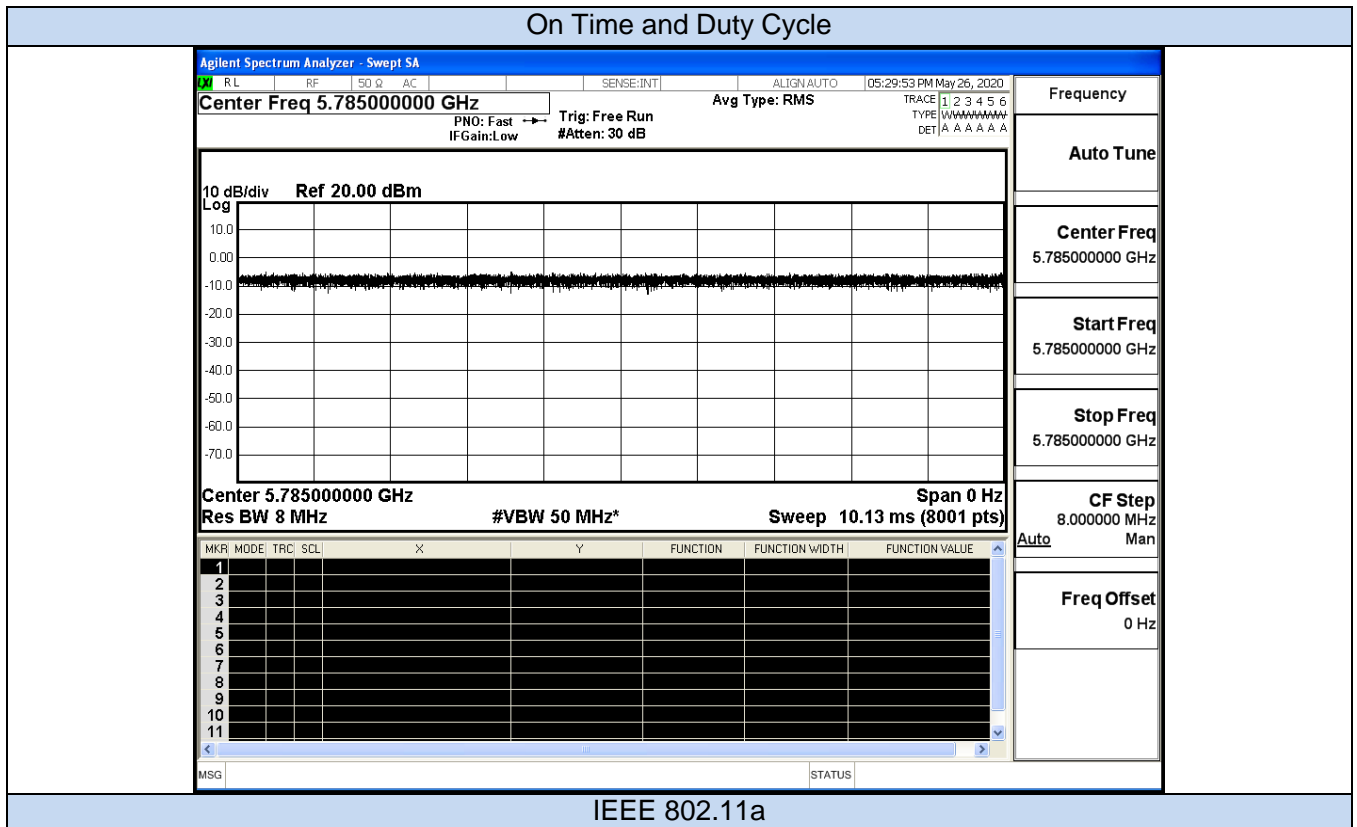
IEEE 802.11AC40

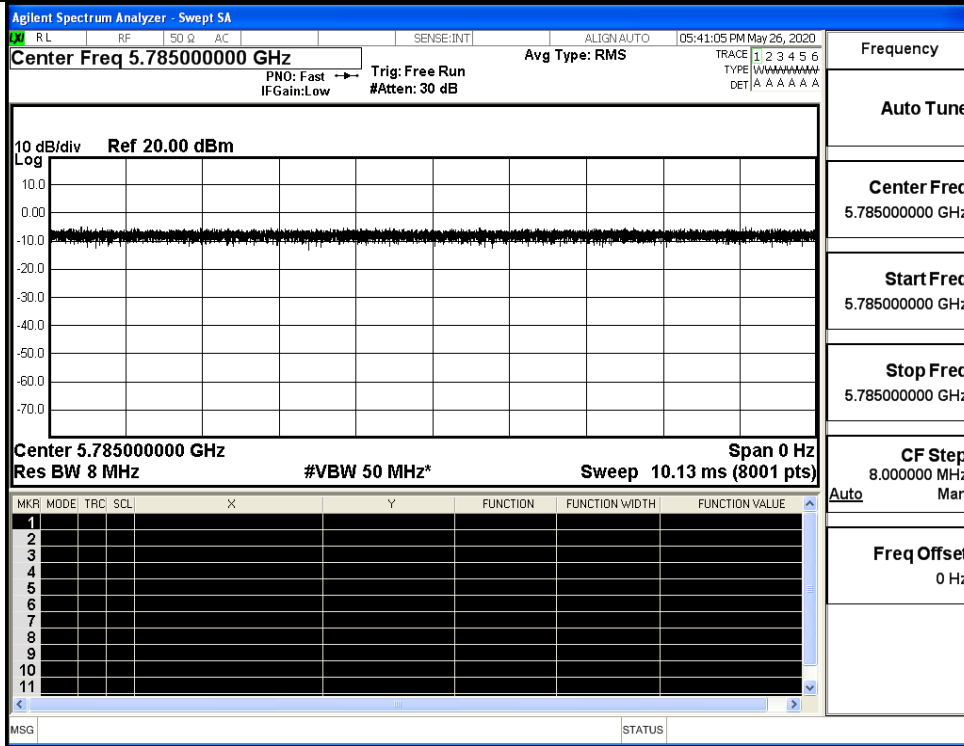


IEEE 802.11AC80

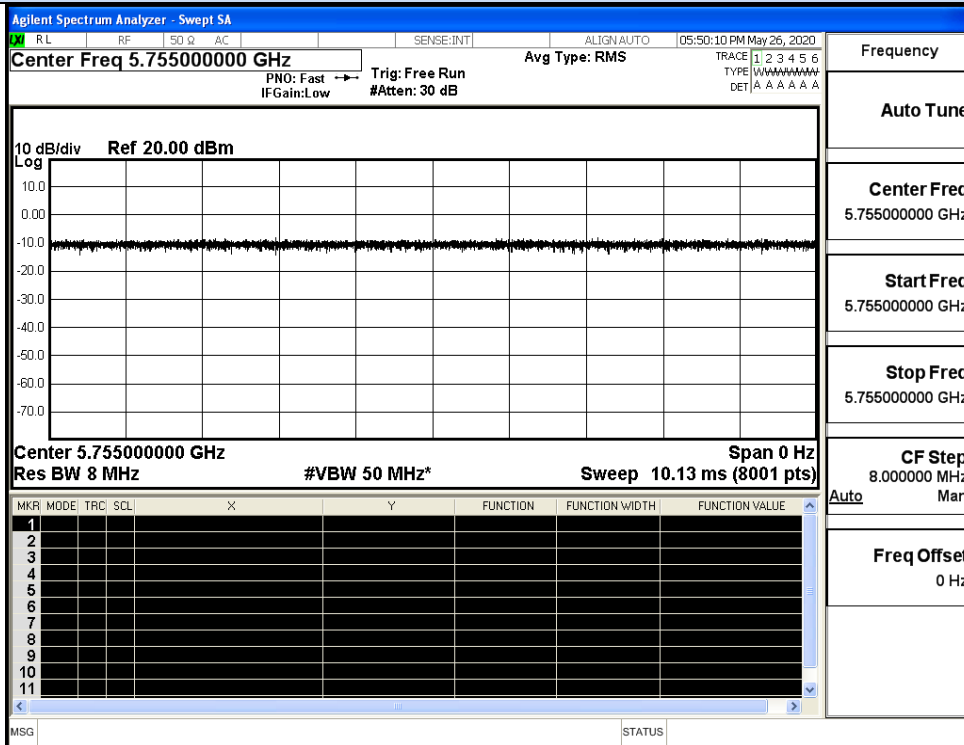
Ant1

Test Mode	Test Frequency (MHz)	Duty Cycle (%)	10log(1/x) Factor (dB)	1/B Minimum VBW(KHz)
11A	5785	100	0.00	0.01
11N20 SISO	5785	100	0.00	0.01
11N40 SISO	5755	100	0.00	0.01
11AC20 SISO	5785	100	0.00	0.01
11AC40 SISO	5755	100	0.00	0.01
11AC80 SISO	5775	100	0.00	0.01

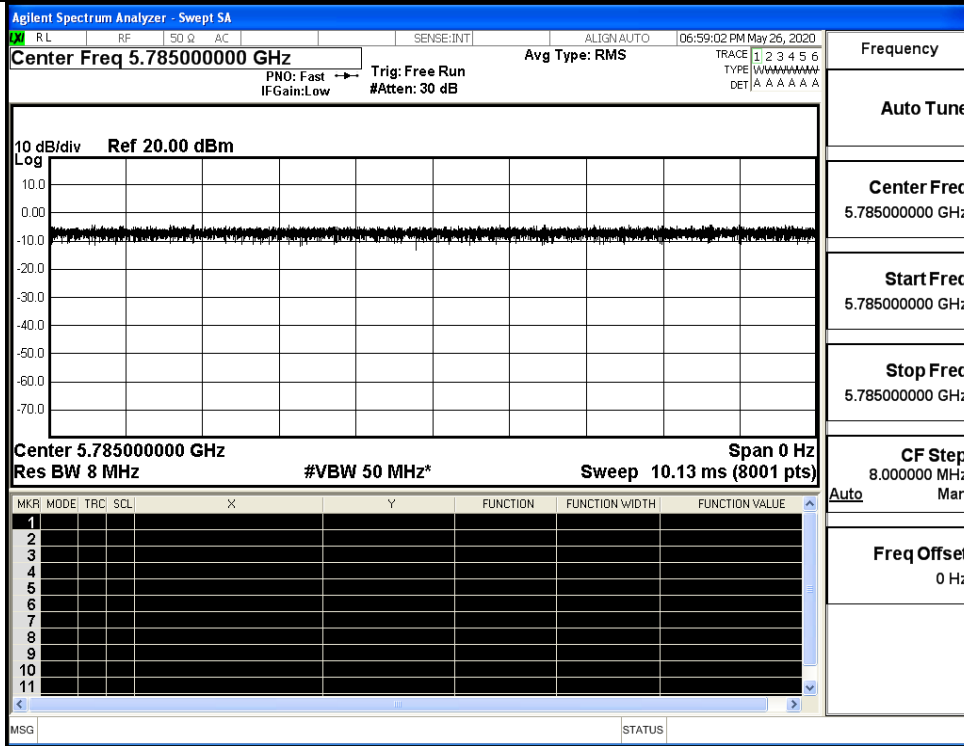




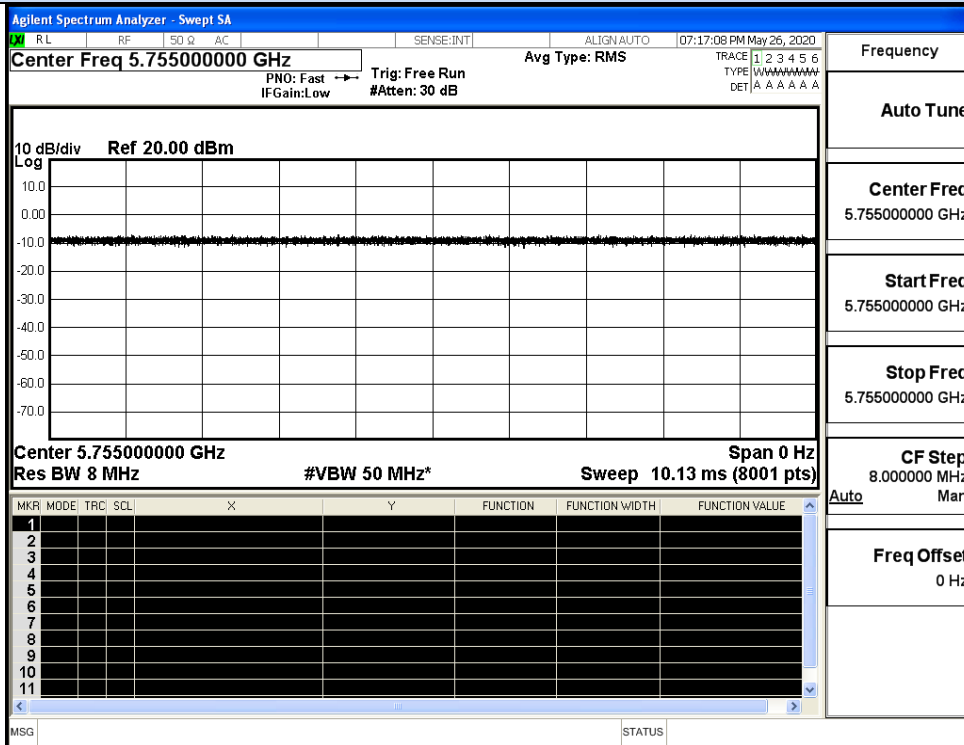
IEEE 802.11n HT20



IEEE 802.11n HT40



IEEE 802.11AC20



IEEE 802.11AC40

Agilent Spectrum Analyzer - Swept SA

RL RF 50 Ω AC SENSE:INT ALIGN:AUTO 07:25:25 PM May 26, 2020

Center Freq 5.775000000 GHz Avg Type: RMS TRACE 1 2 3 4 5 6
PNO: Fast → Trig: Free Run TYPE: W W W W W W W W W W
IFGain: Low #Atten: 30 dB DET: A A A A A A

10 dB/div Ref 20.00 dBm

Log

Center 5.775000000 GHz Span 0 Hz
Res BW 8 MHz #VBW 50 MHz* Sweep 10.13 ms (8001 pts)

MKR	MODE	TRC	SCL	X	Y	FUNCTION	FUNCTION WIDTH	FUNCTION VALUE
1								
2								
3								
4								
5								
6								
7								
8								
9								
10								
11								

MSG STATUS

Frequency
Auto Tune
Center Freq 5.775000000 GHz
Start Freq 5.775000000 GHz
Stop Freq 5.775000000 GHz
CF Step 8.000000 MHz
Auto Man
Freq Offset 0 Hz

IEEE 802.11AC80

D.2 Maximum Conduct Output Power**Ant 0**

Test Mode	Channel	Frequency (MHz)	AVG Conducted Power (dBm)	Duty Cycle Factor(dB)	Report Conducted Power(dBm)	Limit (dBm)	Verdict
11A	149	5745	7.38	0	7.38	30	Pass
	157	5785	7.54	0	7.54		Pass
	165	5825	7.46	0	7.46		Pass
11N20 SISO	149	5745	7.21	0	7.21	30	Pass
	157	5785	7.35	0	7.35		Pass
	165	5825	7.42	0	7.42		Pass
11N40 SISO	151	5755	7.16	0	7.16	30	Pass
	159	5795	7.46	0	7.46		Pass
11AC20 SISO	149	5745	6.94	0	6.94	30	Pass
	157	5785	7.6	0	7.6		Pass
	165	5825	7.19	0	7.19		Pass
11AC40 SISO	151	5755	7.45	0	7.45	30	Pass
	159	5795	6.7	0	6.7		Pass
11AC80 SISO	155	5775	6.66	0	6.66	30	Pass

Ant 1

Test Mode	Channel	Frequency (MHz)	AVG Conducted Power (dBm)	Duty Cycle Factor(dB)	Report Conducted Power(dBm)	Limit (dBm)	Verdict
11A	149	5745	7.74	0	7.88	30	Pass
	157	5785	7.48	0	7.48		Pass
	165	5825	7.85	0	7.85		Pass
11N20 SISO	149	5745	7.3	0	7.3	30	Pass
	157	5785	7.46	0	7.46		Pass
	165	5825	7.75	0	7.75		Pass
11N40 SISO	151	5755	6.6	0	6.6	30	Pass
	159	5795	6.92	0	6.92		Pass
11AC20 SISO	149	5745	7.65	0	7.65	30	Pass
	157	5785	7.34	0	7.34		Pass
	165	5825	7.37	0	7.37		Pass
11AC40 SISO	151	5755	7.17	0	7.17	30	Pass
	159	5795	7.23	0	7.23		Pass
11AC80 SISO	155	5775	7.23	0	7.23	30	Pass

ANT0+ANT1

Test Mode	Channel	Frequency (MHz)	AVG Conducted Power (dBm)			Limit (dBm)
			Ant0	Ant1	Sum	
11N20	149	5745	7.21	7.3	10.27	30
	157	5785	7.35	7.46	10.42	
	165	5825	7.42	7.75	10.60	
11N40	151	5755	7.16	6.6	9.90	30
	159	5795	7.46	6.92	10.21	
11AC20	149	5745	6.94	7.65	10.32	30
	157	5785	7.6	7.34	10.48	
	165	5825	7.19	7.37	10.29	
11AC40	151	5755	7.45	7.17	10.32	30
	159	5795	6.7	7.23	9.98	
11AC80	155	5775	6.66	7.23	9.96	30

D.3 Power Spectral Density**Ant0**

Test Mode	Channel	Frequency (MHz)	Power Density (dBm/300KHz)	Duty Cycle Factor (dB)	RBW Factor (dB)	Report Power Density (dBm/500KHz)	Limit (dBm/500KHz)	Verdict
11A	149	5745	-6.27	0	2.218	-4.06	30	Pass
	157	5785	-6.64	0	2.218	-4.43		Pass
	165	5825	-6.32	0	2.218	-4.10		Pass
11N20 SISO	149	5745	-7.11	0	2.218	-4.89	30	Pass
	157	5785	-6.17	0	2.218	-3.95		Pass
	165	5825	-6.98	0	2.218	-4.76		Pass
11N40 SISO	151	5755	-9.67	0	2.218	-7.45	30	Pass
	159	5795	-9.40	0	2.218	-7.18		Pass
11AC20 SISO	149	5745	-6.87	0	2.218	-4.65	30	Pass
	157	5785	-6.66	0	2.218	-4.44		Pass
	165	5825	-6.52	0	2.218	-4.30		Pass
11AC40 SISO	151	5755	-9.90	0	2.218	-7.69	30	Pass
	159	5795	-9.31	0	2.218	-7.10		Pass
11AC80 SISO	155	5775	-13.22	0	2.218	-11.00	30	Pass

Ant1

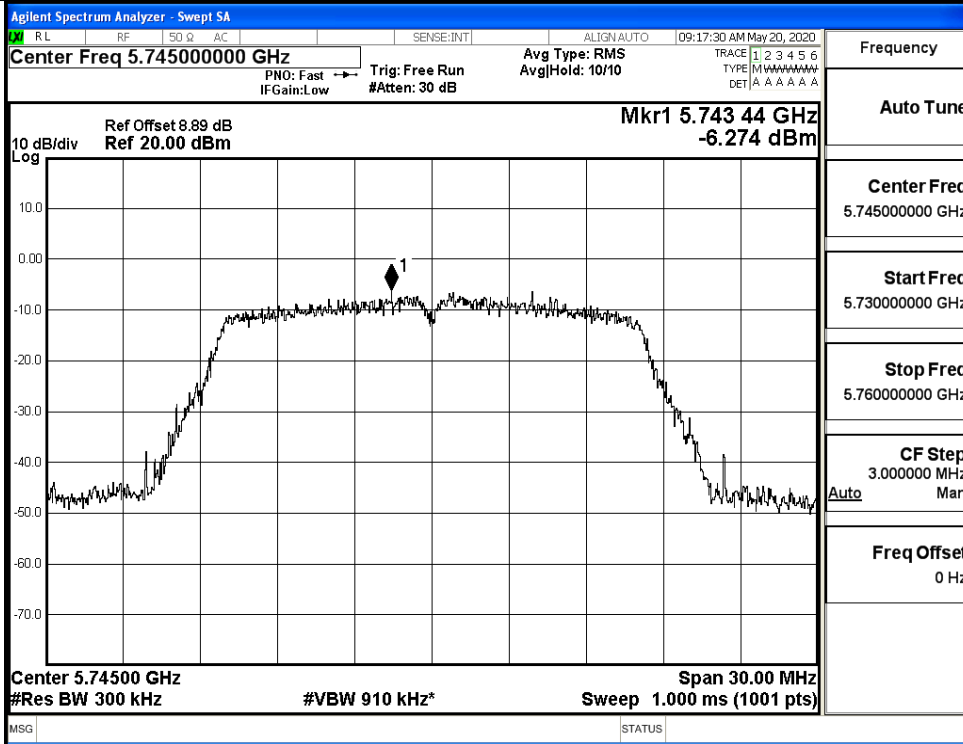
Test Mode	Channel	Frequency (MHz)	Power Density (dBm/300KHz)	Duty Cycle Factor (dB)	RBW Factor (dB)	Report Power Density (dBm/500KHz)	Limit (dBm/500KHz)	Verdict
11A	149	5745	-4.10	0	2.218	-3.96	30	Pass
	157	5785	-1.67	0	2.218	0.55		Pass
	165	5825	-1.78	0	2.218	0.44		Pass
11N20 SISO	149	5745	-2.25	0	2.218	-0.03	30	Pass
	157	5785	-0.68	0	2.218	1.54		Pass
	165	5825	-1.79	0	2.218	0.43		Pass
11N40 SISO	151	5755	-4.45	0	2.218	-2.24	30	Pass
	159	5795	-3.39	0	2.218	-1.17		Pass
11AC20 SISO	149	5745	-2.32	0	2.218	-0.11	30	Pass
	157	5785	-0.50	0	2.218	1.72		Pass
	165	5825	-0.38	0	2.218	1.84		Pass
11AC40 SISO	151	5755	-2.15	0	2.218	0.06	30	Pass
	159	5795	-1.61	0	2.218	0.61		Pass
11AC80 SISO	155	5775	-2.66	0	2.218	-0.44	30	Pass

ANT0+ANT1

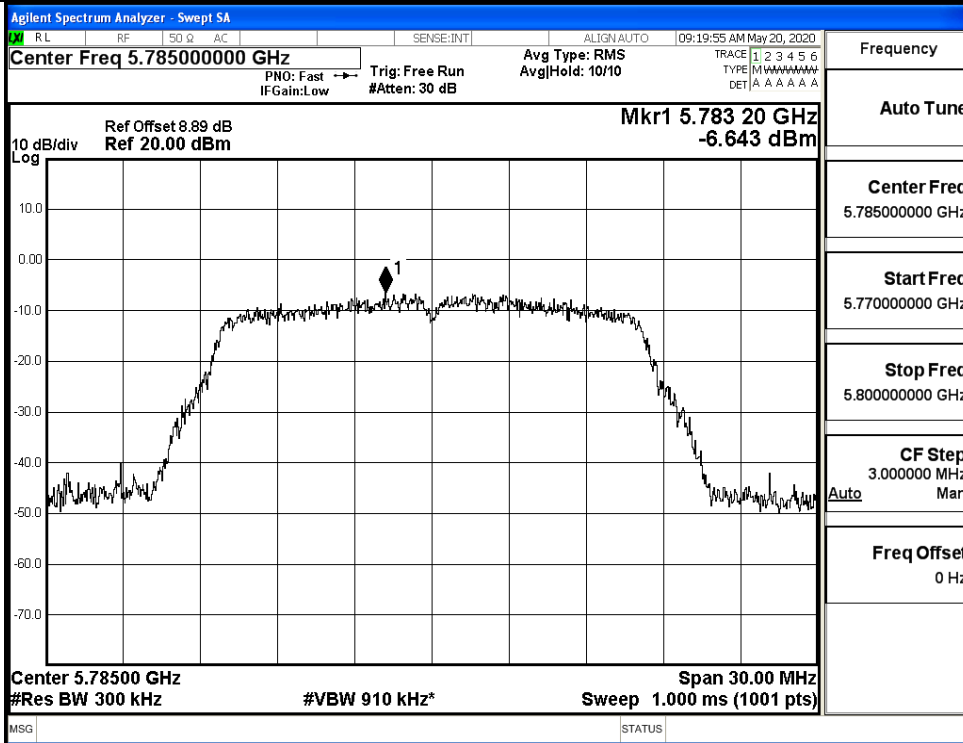
Test Mode	Channel	Frequency (MHz)	Report Power Density (dBm/500KHz)			Limit (dBm)
			Ant0	Ant1	Sum	
11N20	149	5745	-4.89	-0.03	1.20	29.99
	157	5785	-3.95	1.54	2.62	
	165	5825	-4.76	0.43	1.58	
11N40	151	5755	-7.45	-2.24	-1.10	29.99
	159	5795	-7.18	-1.17	-0.20	
11AC20	149	5745	-4.65	-0.11	1.20	29.99
	157	5785	-4.44	1.72	2.66	
	165	5825	-4.30	1.84	2.79	
11AC40	151	5755	-7.69	0.06	0.73	29.99
	159	5795	-7.10	0.61	1.29	
11AC80	155	5775	-11.00	-0.44	-0.07	29.99

ANTO

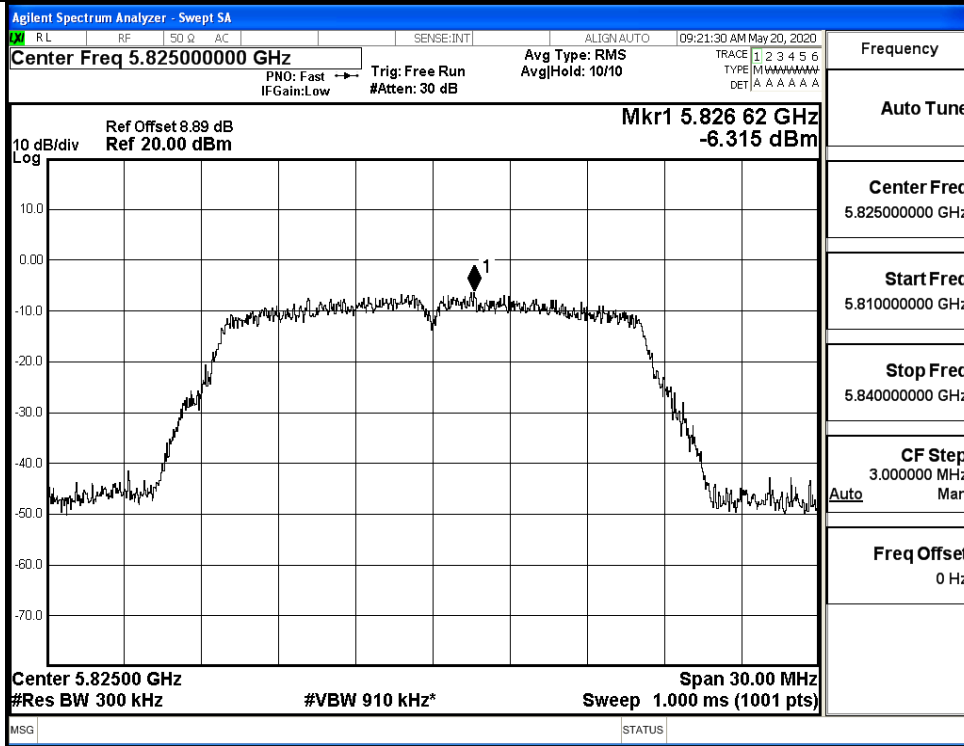
Power Spectral Density



IEEE 802.11a / Channel 149 / 5745MHz

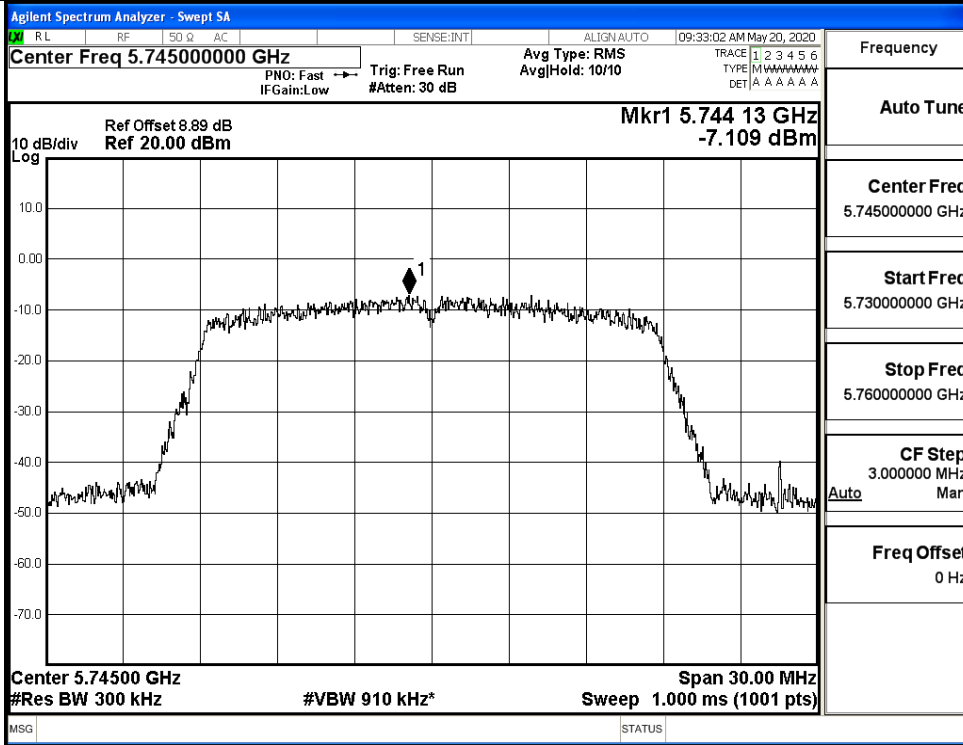


IEEE 802.11a / Channel 157 / 5785MHz

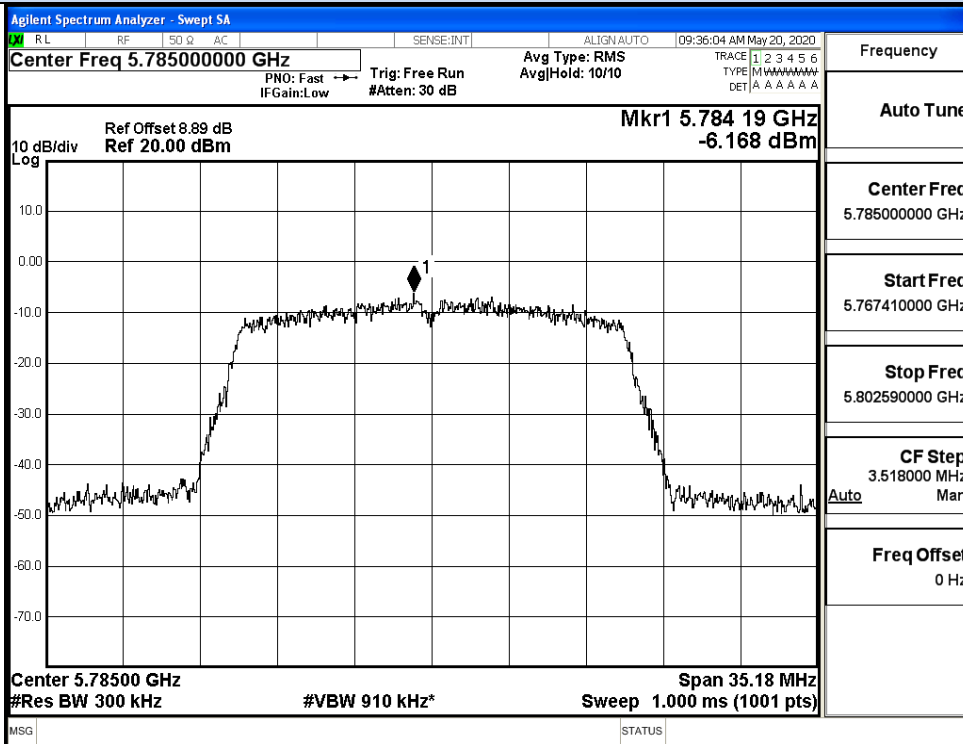


IEEE 802.11na / Channel 165 / 5825MHz

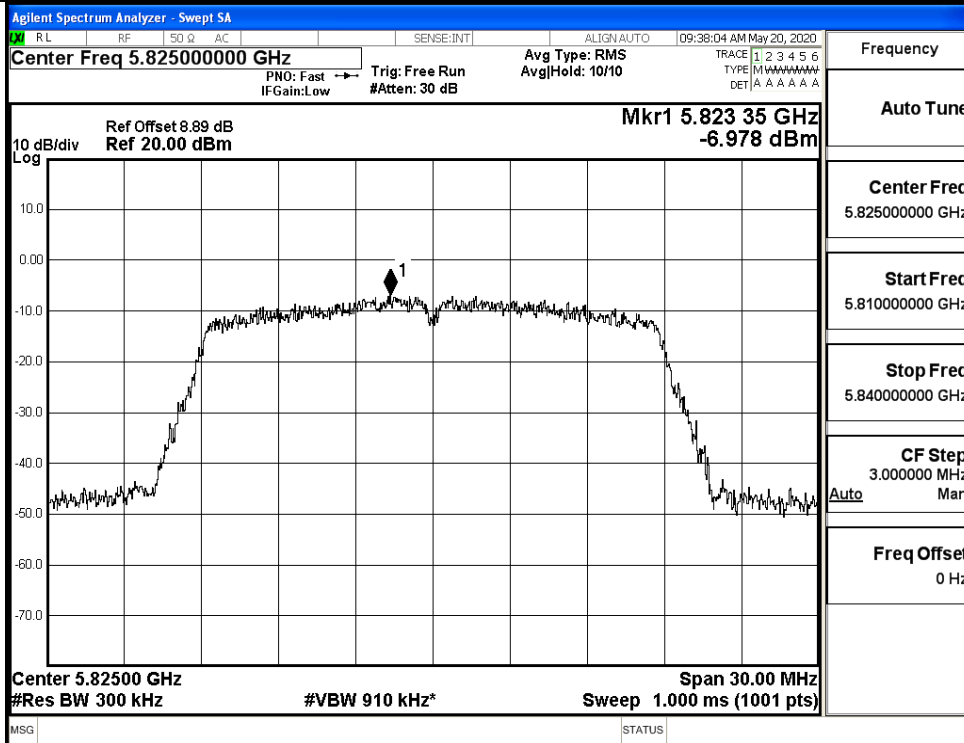
Power Spectral Density



IEEE 802.11n20 / Channel 149 / 5745MHz

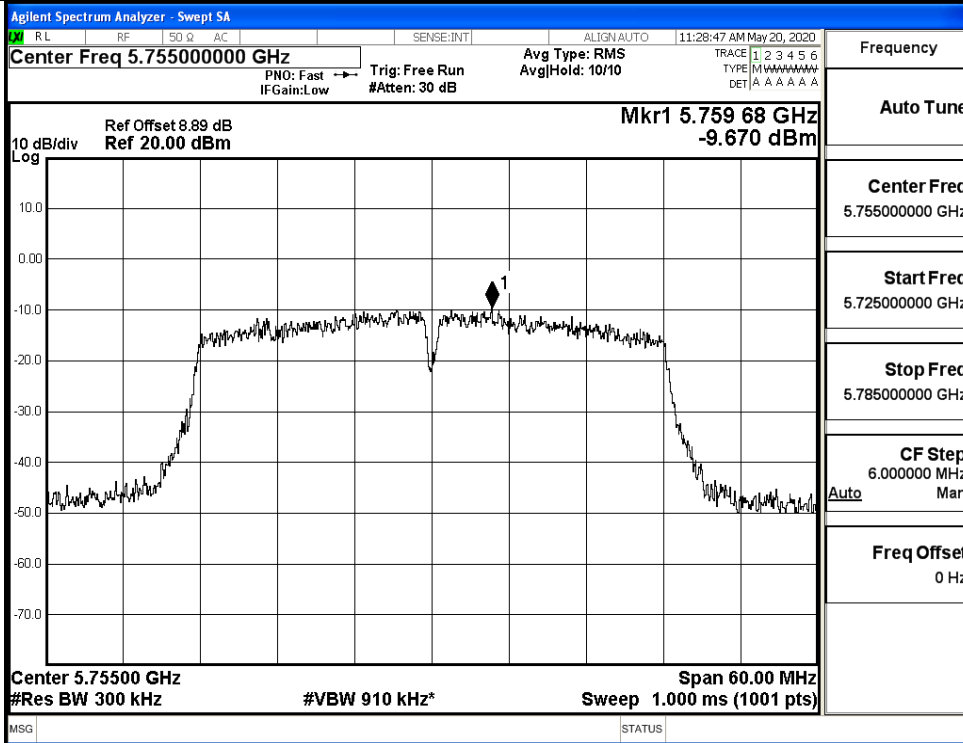


IEEE 802.11n20 / Channel 157 / 5785MHz

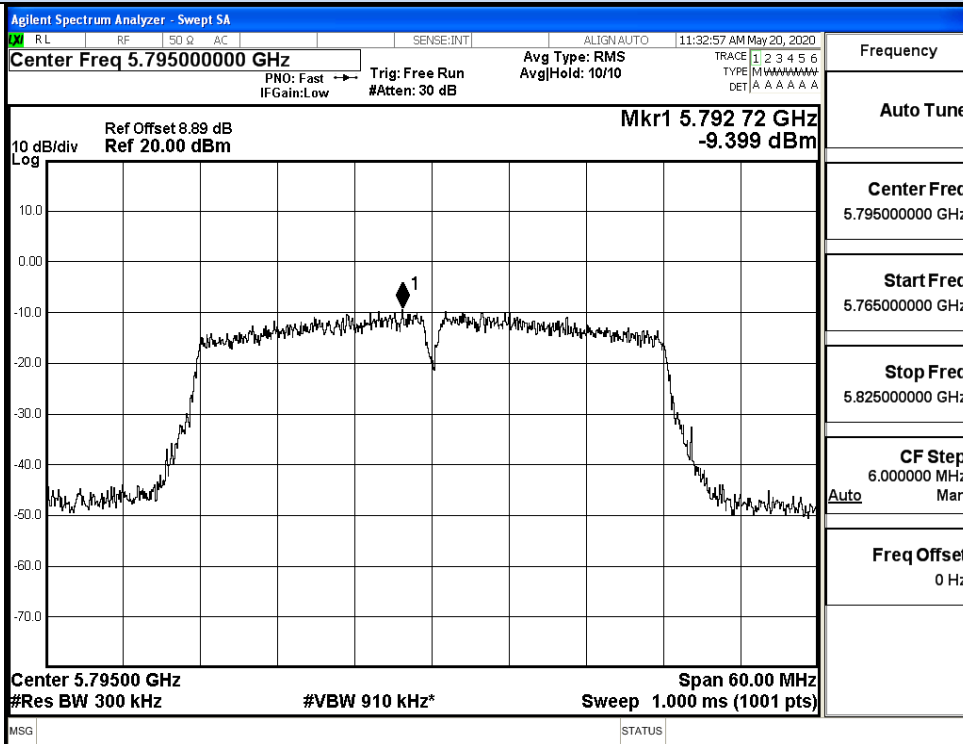


IEEE 802.11n20 / Channel 165 / 5825MHz

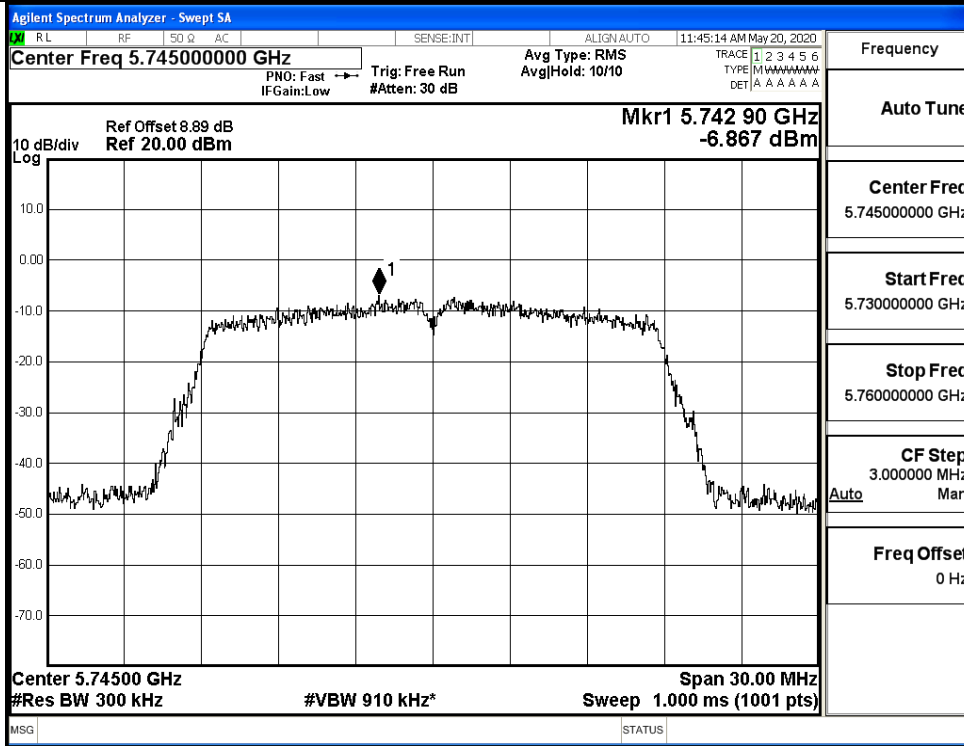
Power Spectral Density



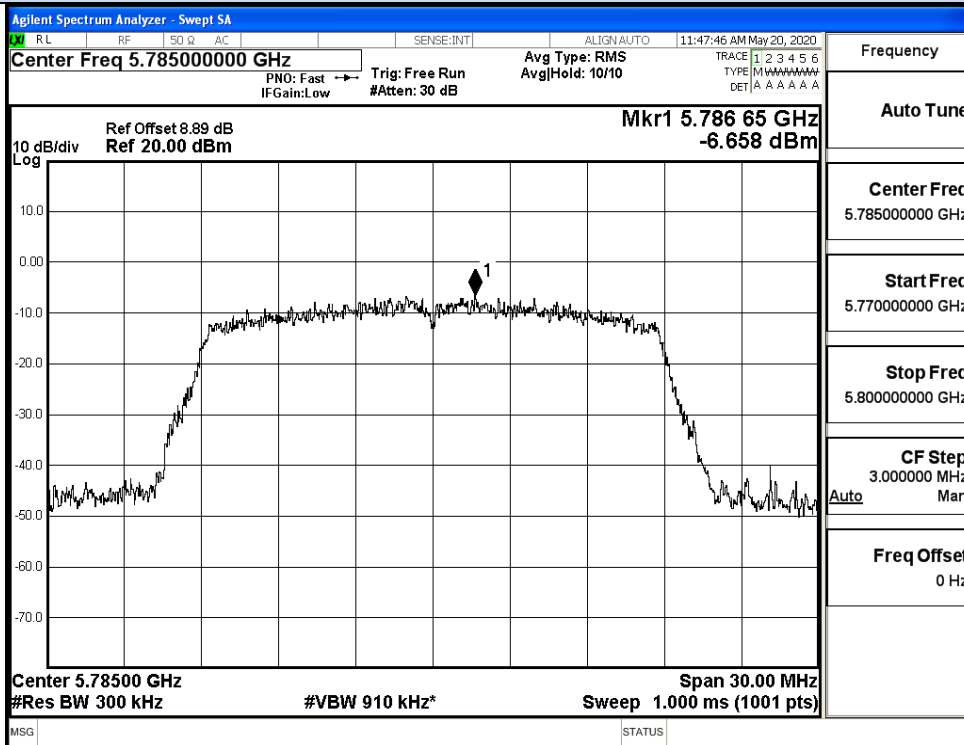
IEEE 802.11n40 / Channel 151 / 5755MHz



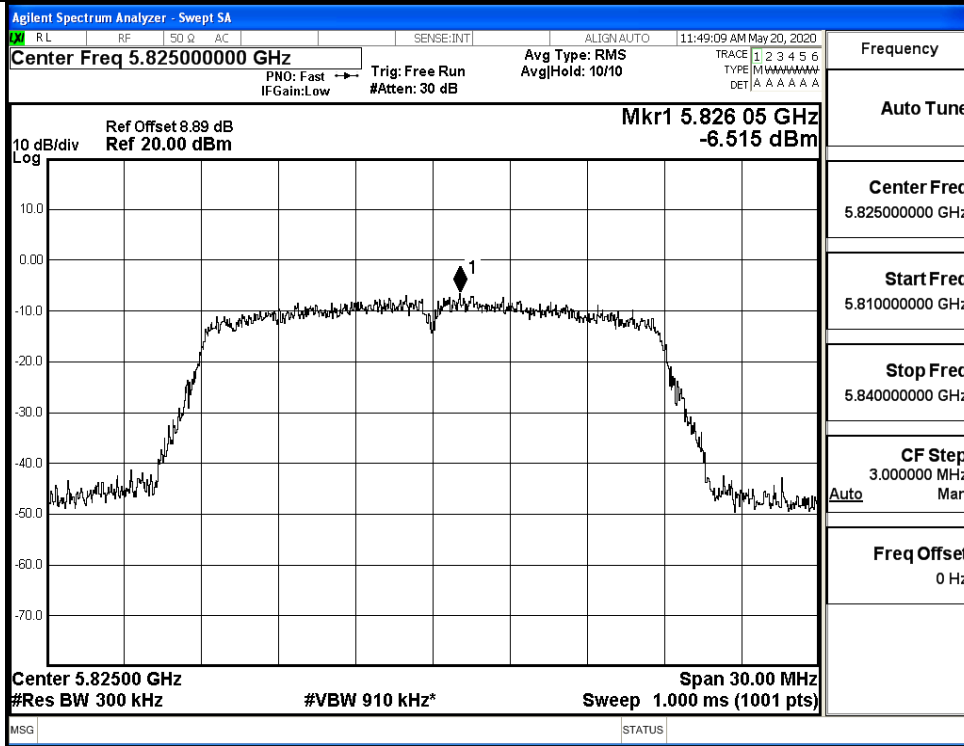
IEEE 802.11n40 / Channel 159 / 5795MHz



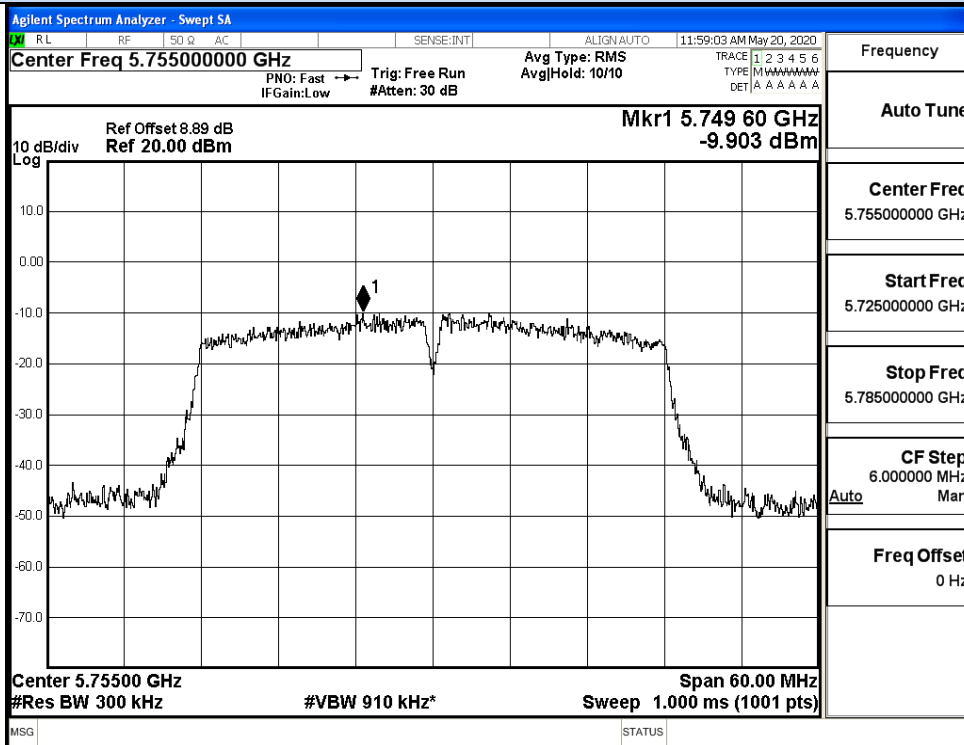
IEEE 802.11ac20 / Channel 149 / 5745MHz



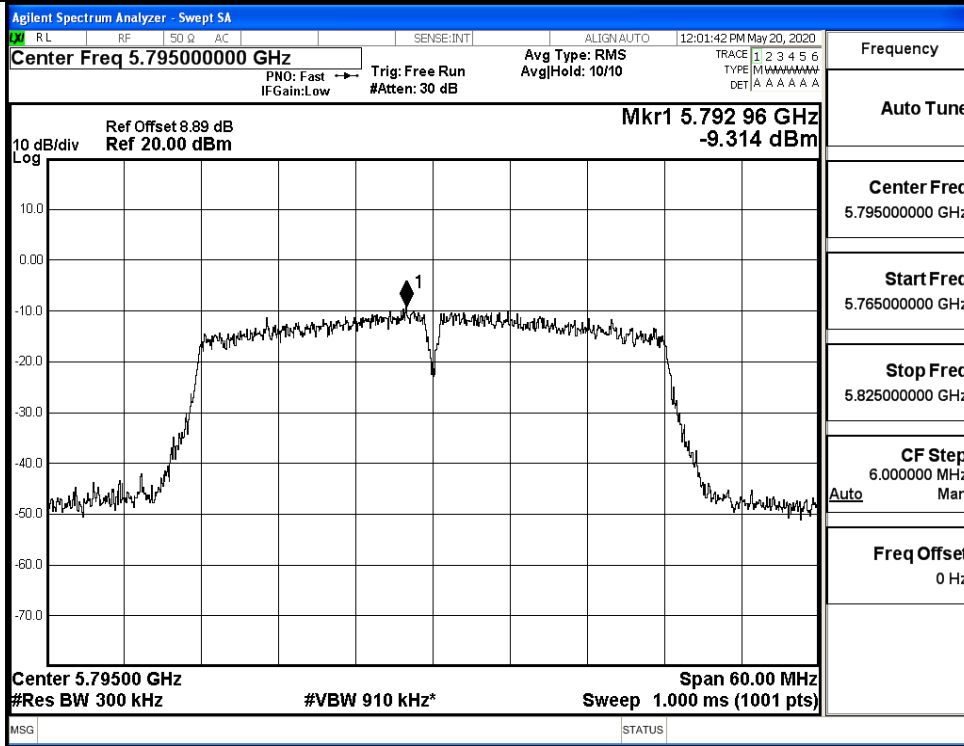
IEEE 802.11ac20 / Channel 157 / 5785MHz



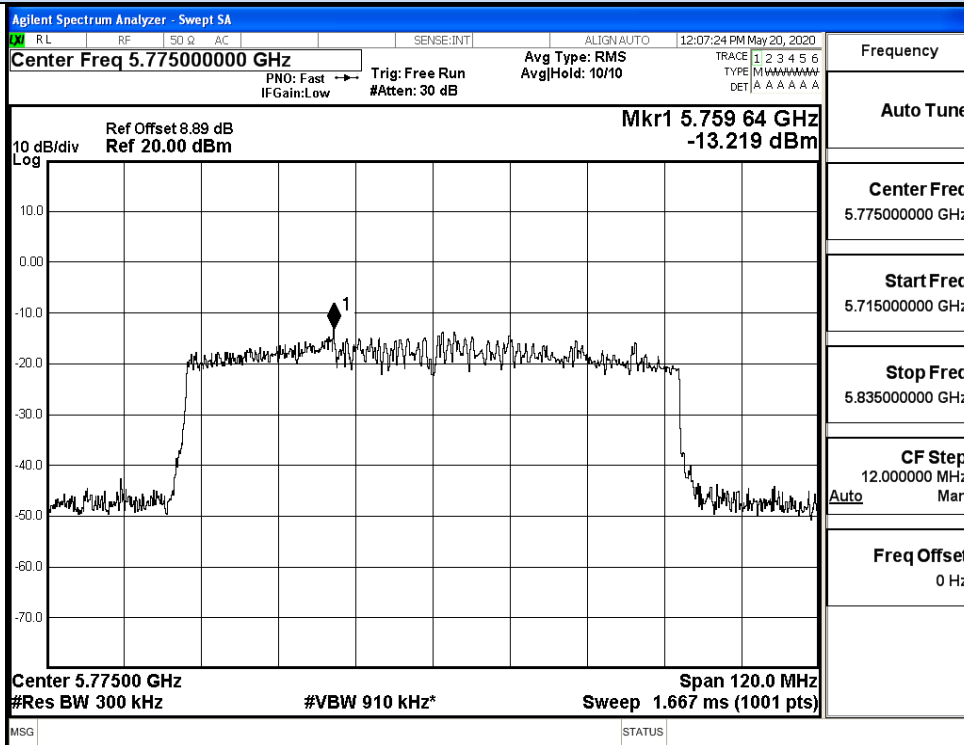
IEEE 802.11ac20 / Channel 165 / 5825MHz



IEEE 802.11ac40 / Channel 151 / 5755MHz



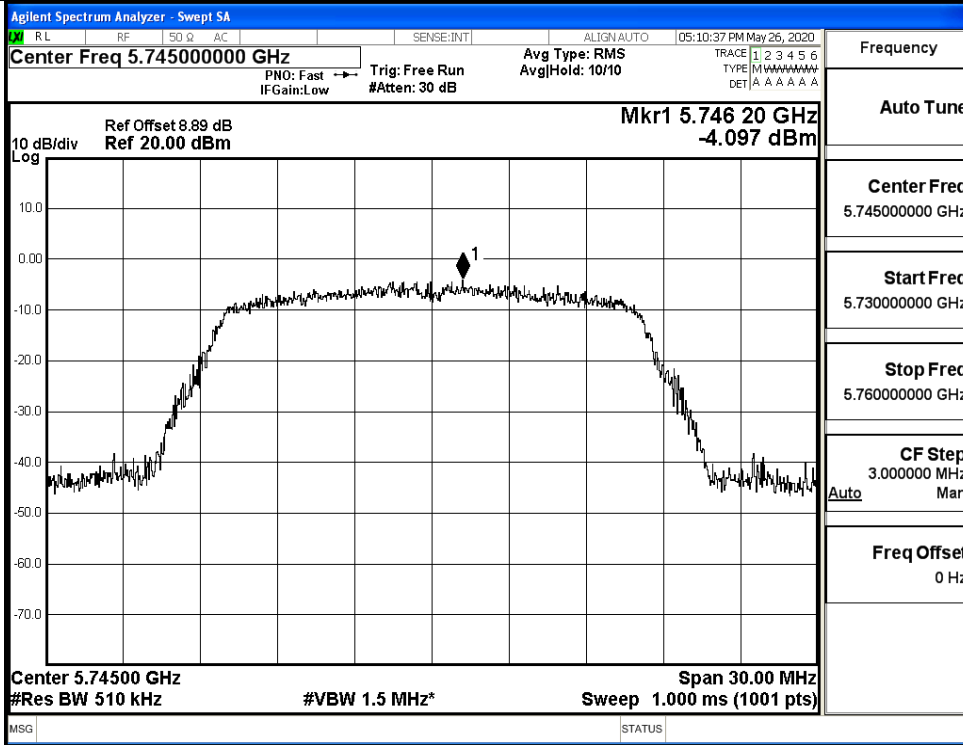
IEEE 802.11ac40 / Channel 159 / 5795MHz



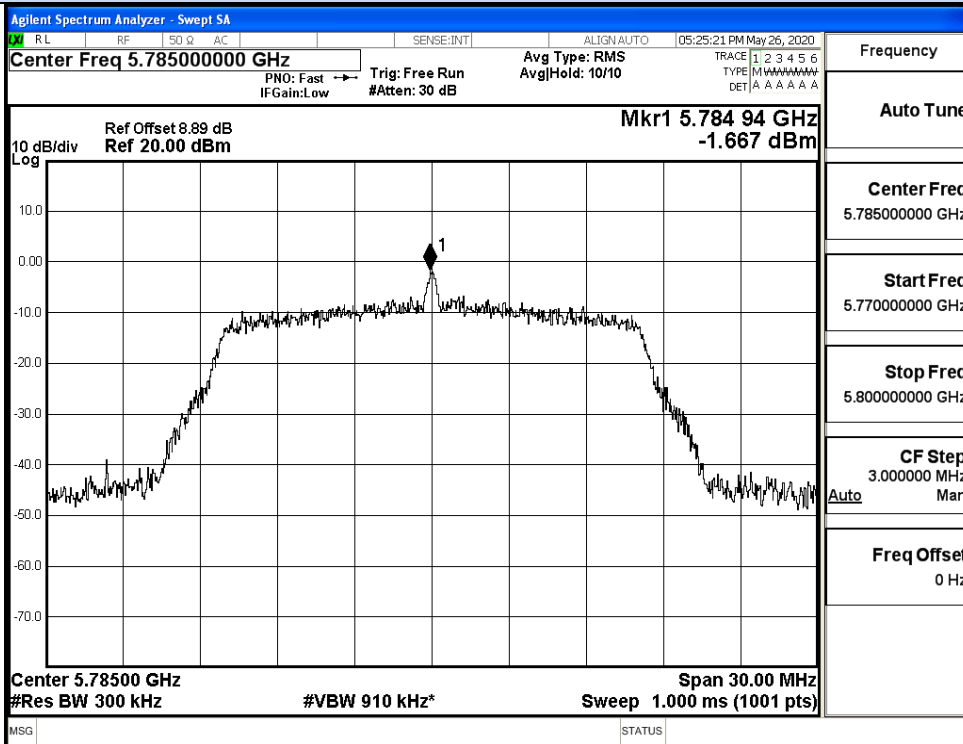
IEEE 802.11ac80 / Channel 155/ 5775MHz

Ant1

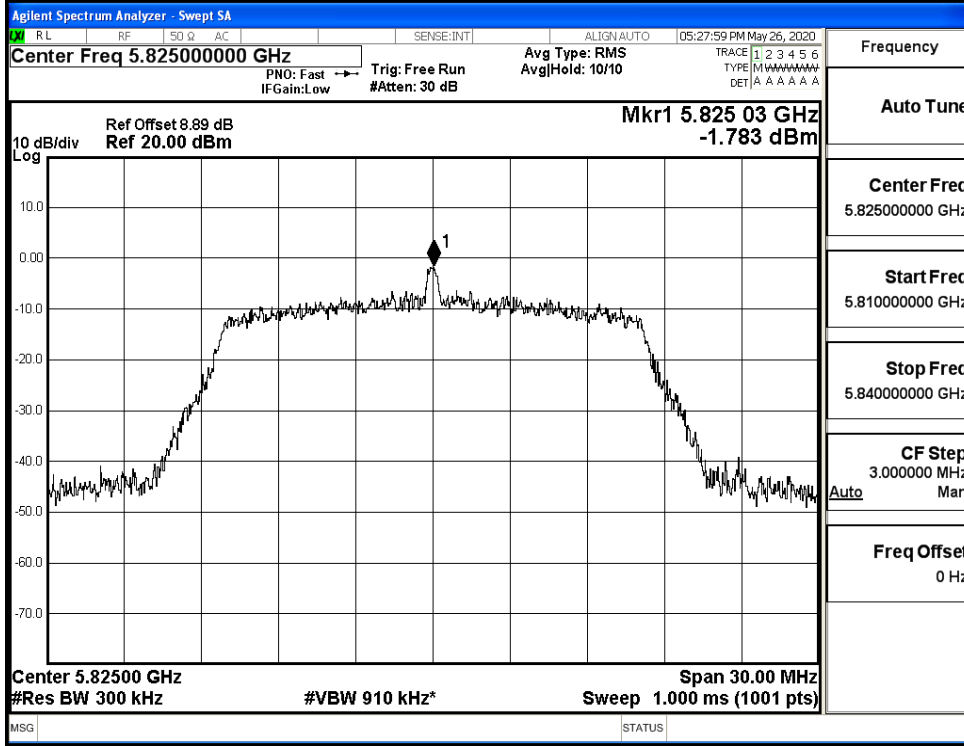
Power Spectral Density



IEEE 802.11a / Channel 149 / 5745MHz

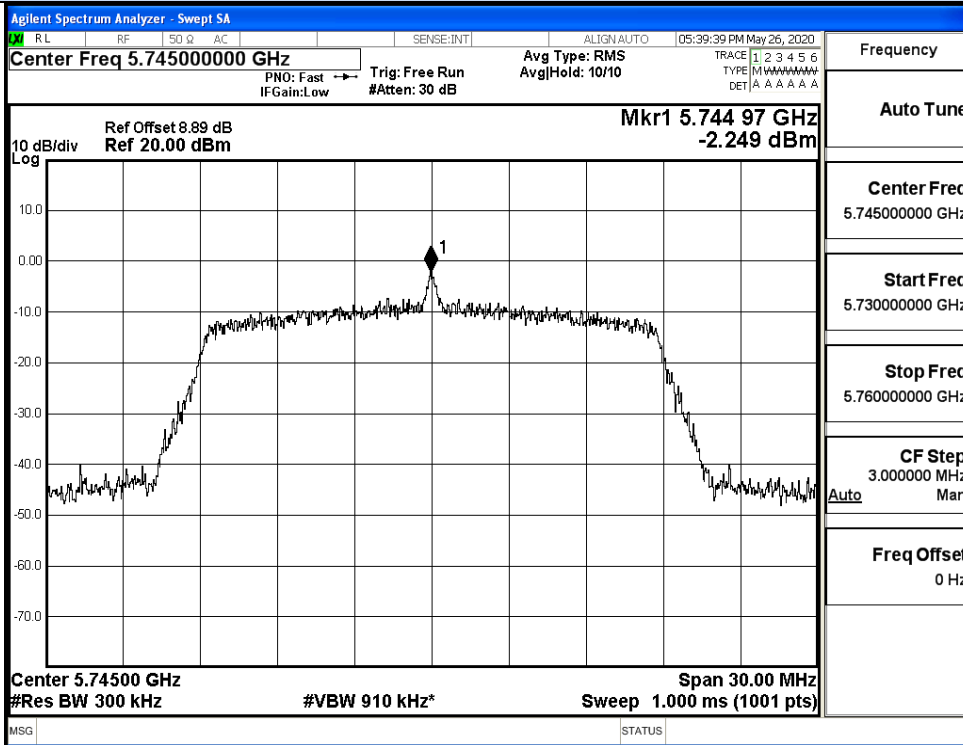


IEEE 802.11na / Channel 157 / 5785MHz

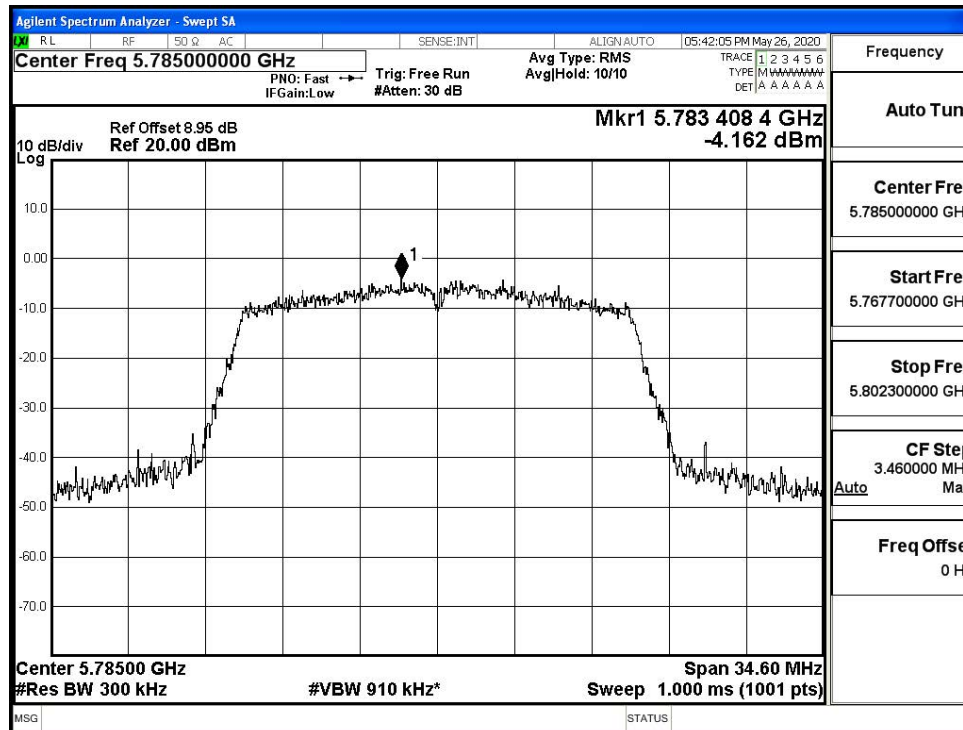


IEEE 802.11na / Channel 165 / 5825MHz

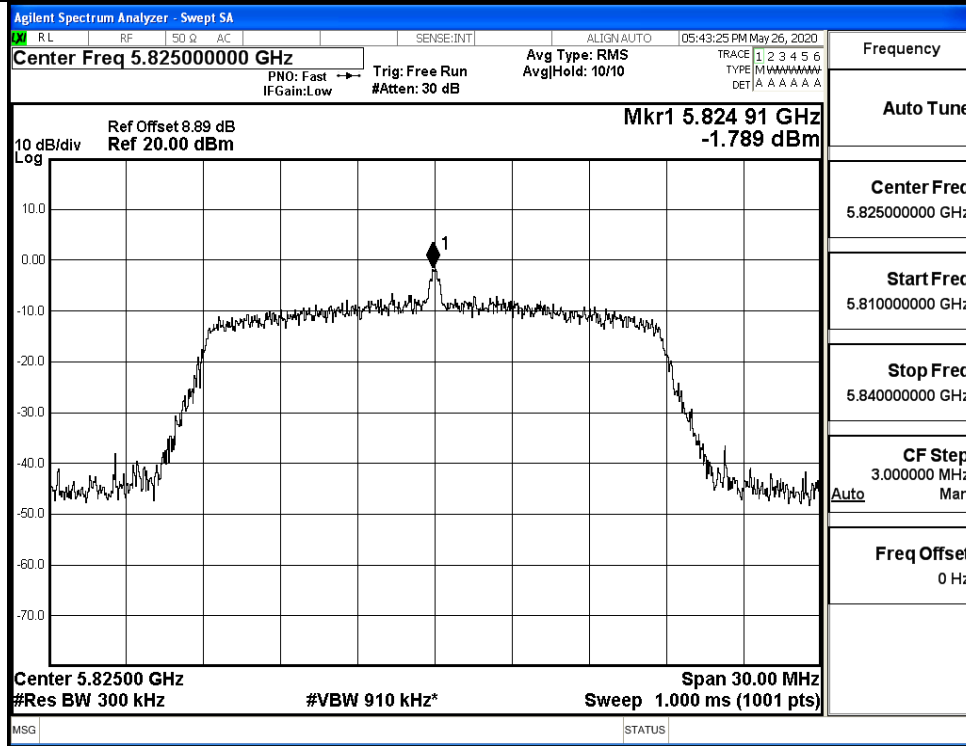
Power Spectral Density



IEEE 802.11n20 / Channel 149 / 5745MHz

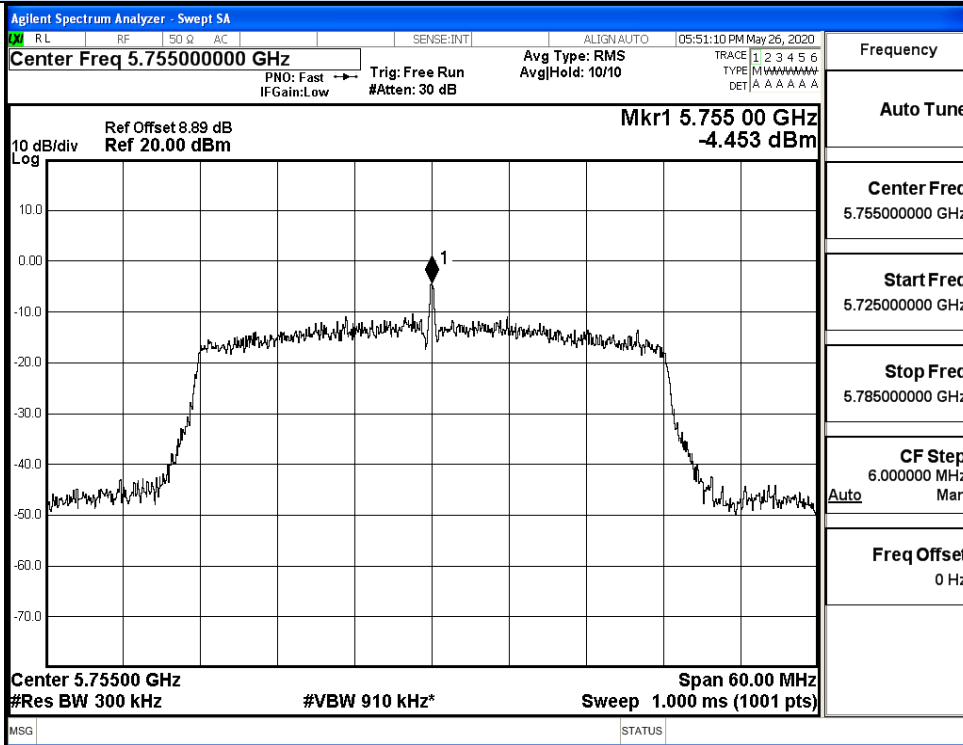


IEEE 802.11n20 / Channel 157 / 5785MHz

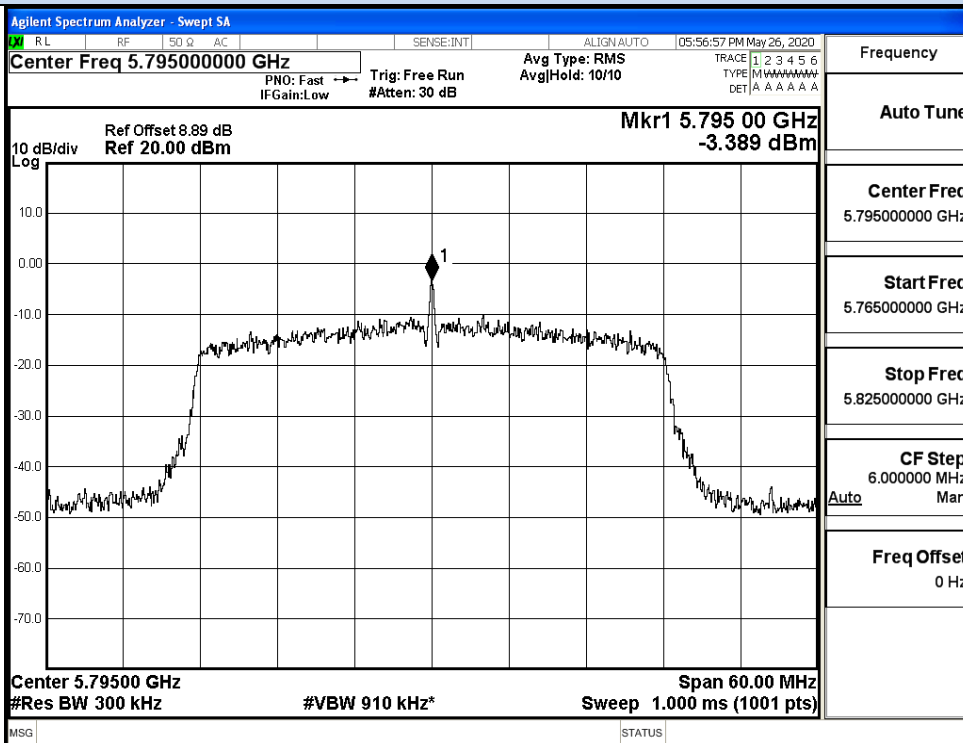


IEEE 802.11n20 / Channel 165 / 5825MHz

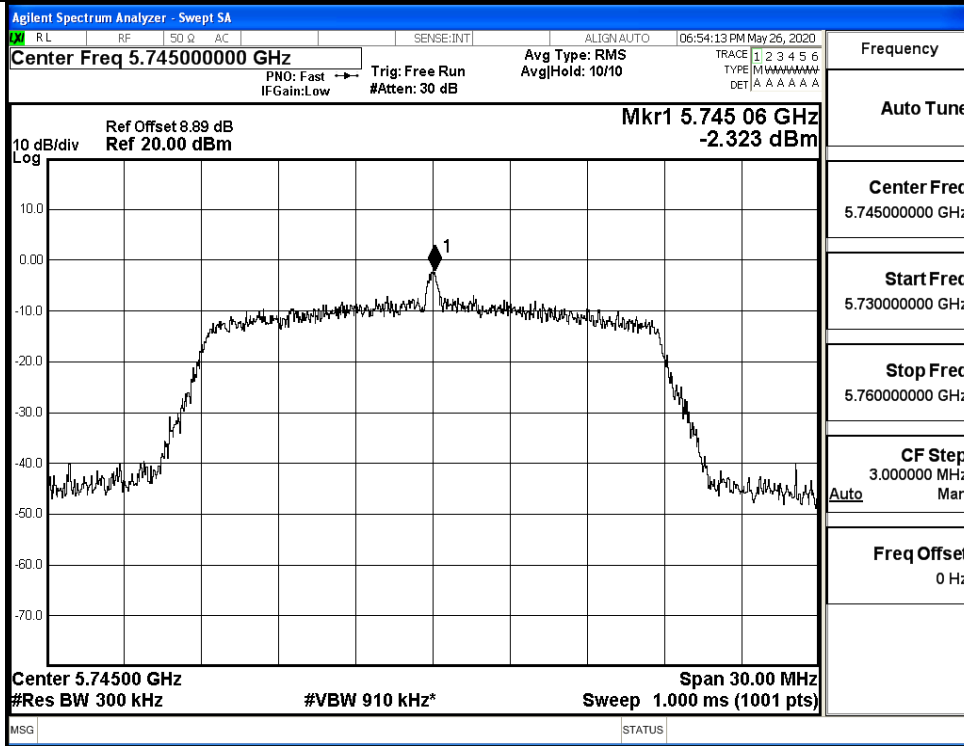
Power Spectral Density



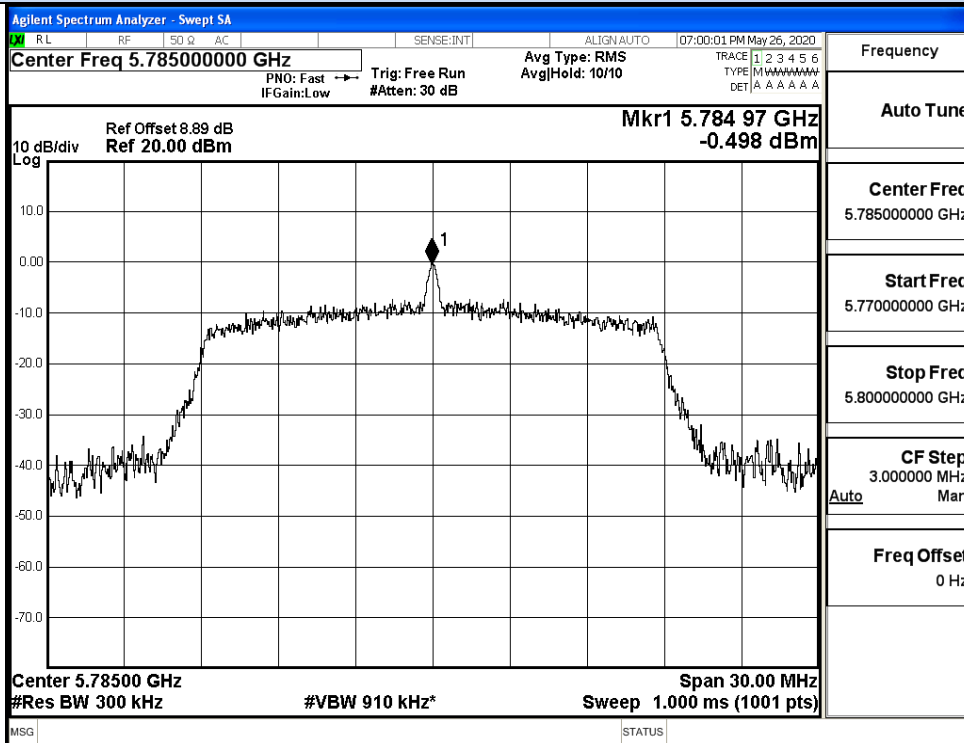
IEEE 802.11n40 / Channel 151 / 5755MHz



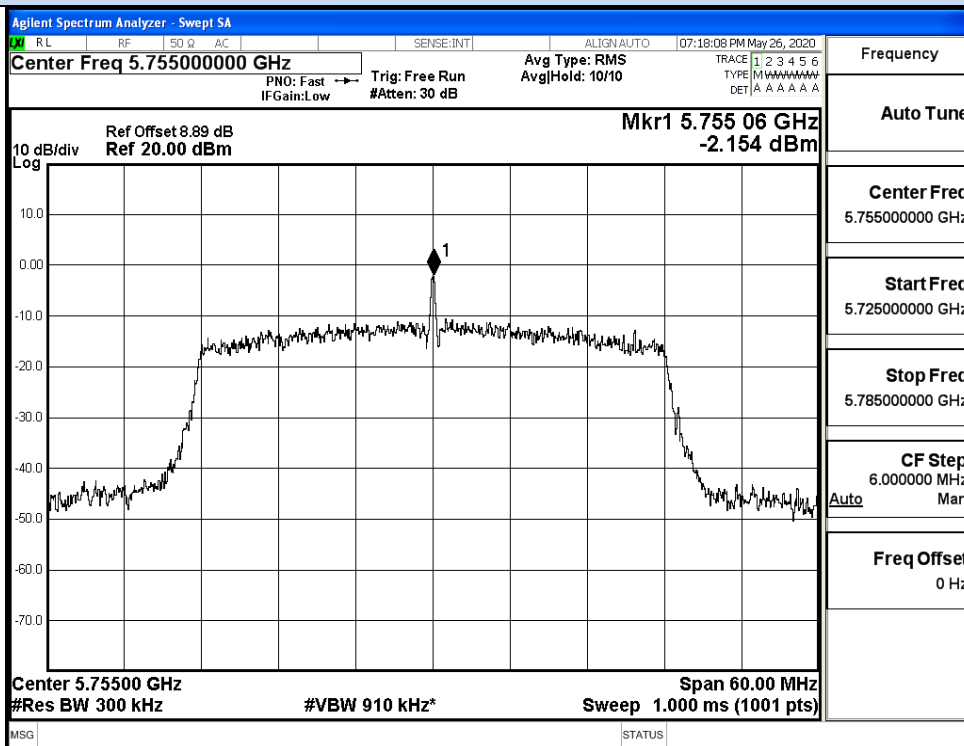
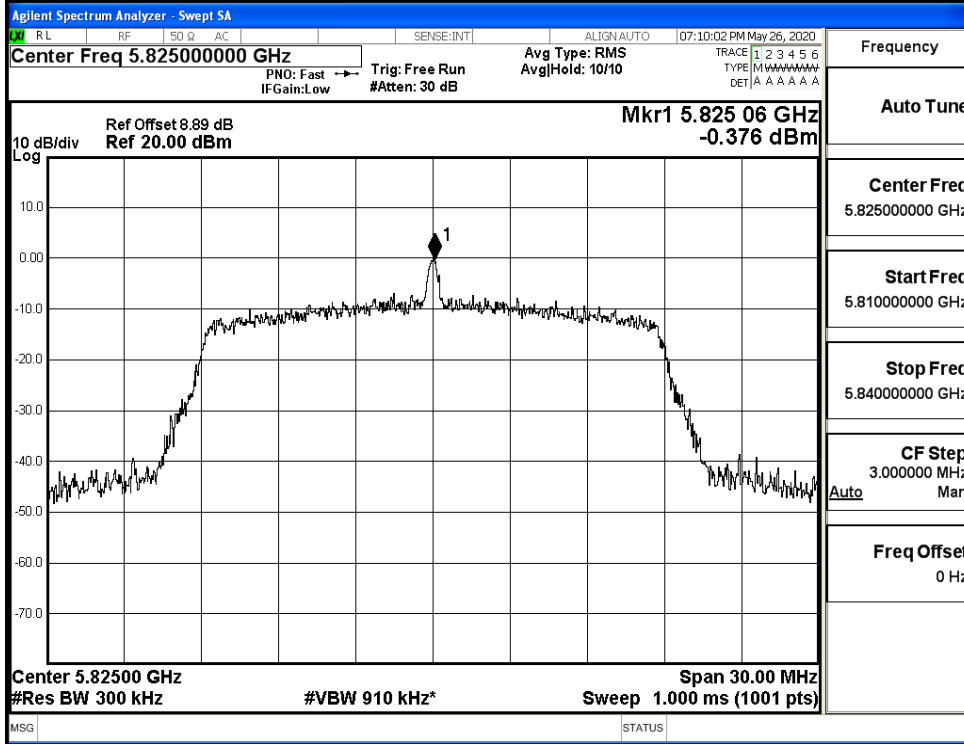
IEEE 802.11n40 / Channel 159 / 5795MHz

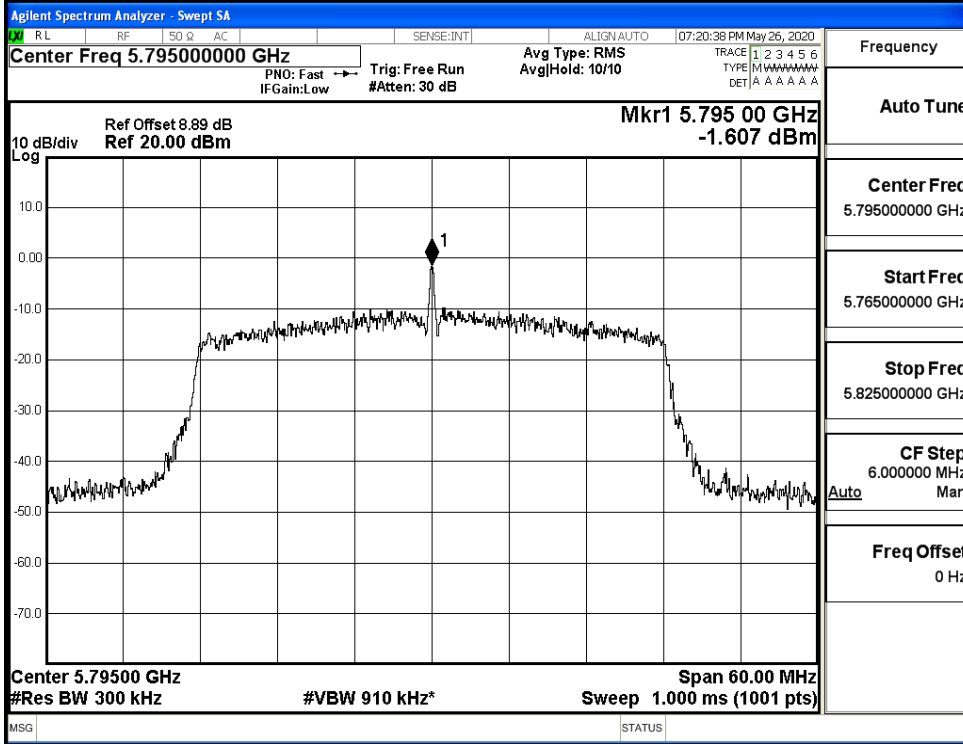


IEEE 802.11ac20 / Channel 149 / 5745MHz

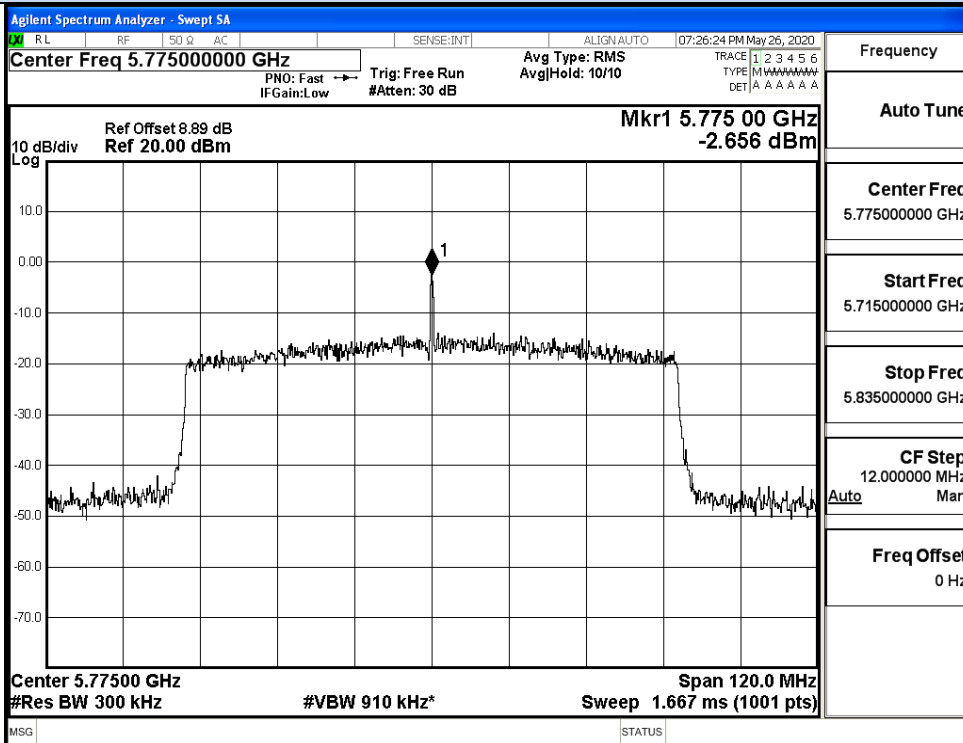


IEEE 802.11ac20 / Channel 157 / 5785MHz





IEEE 802.11ac40 / Channel 159 / 5795MHz

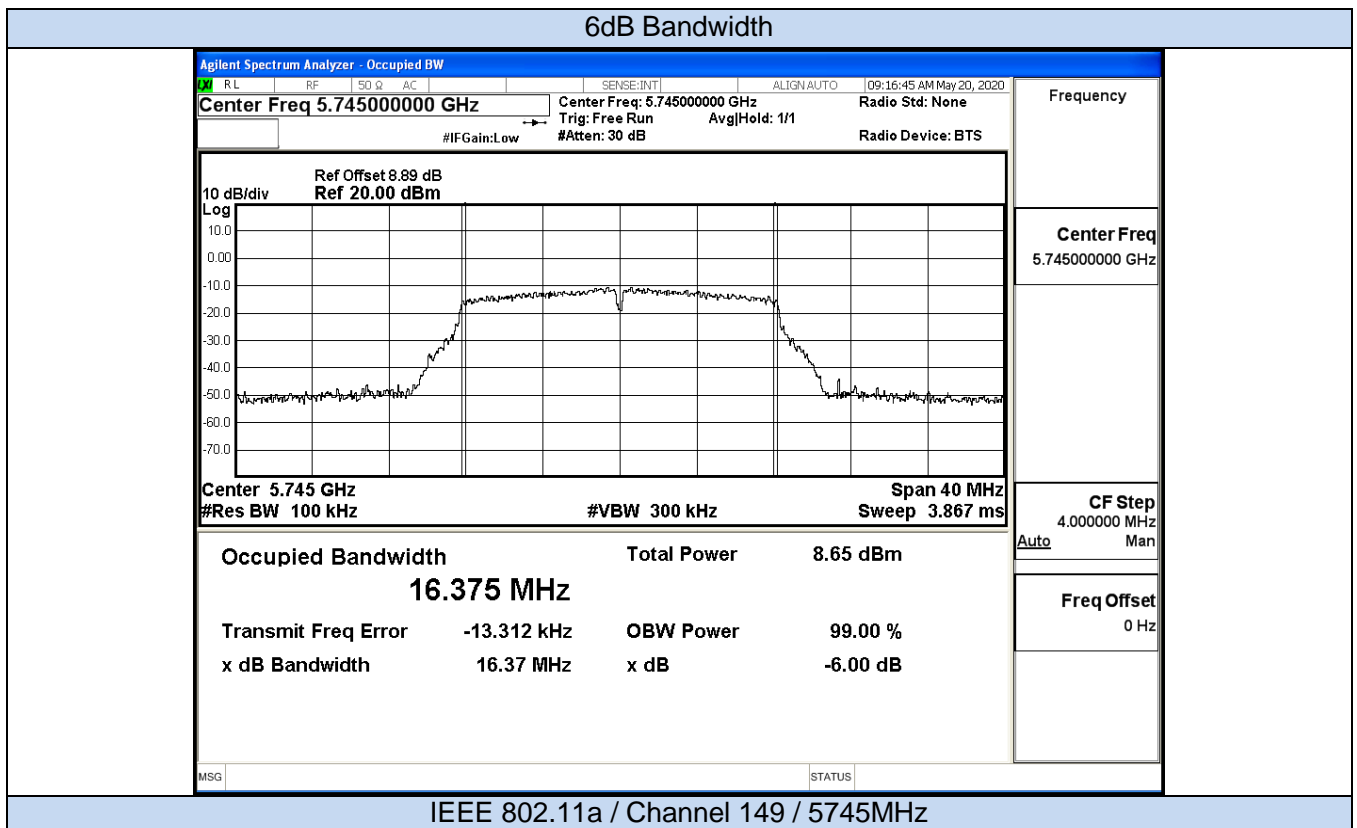


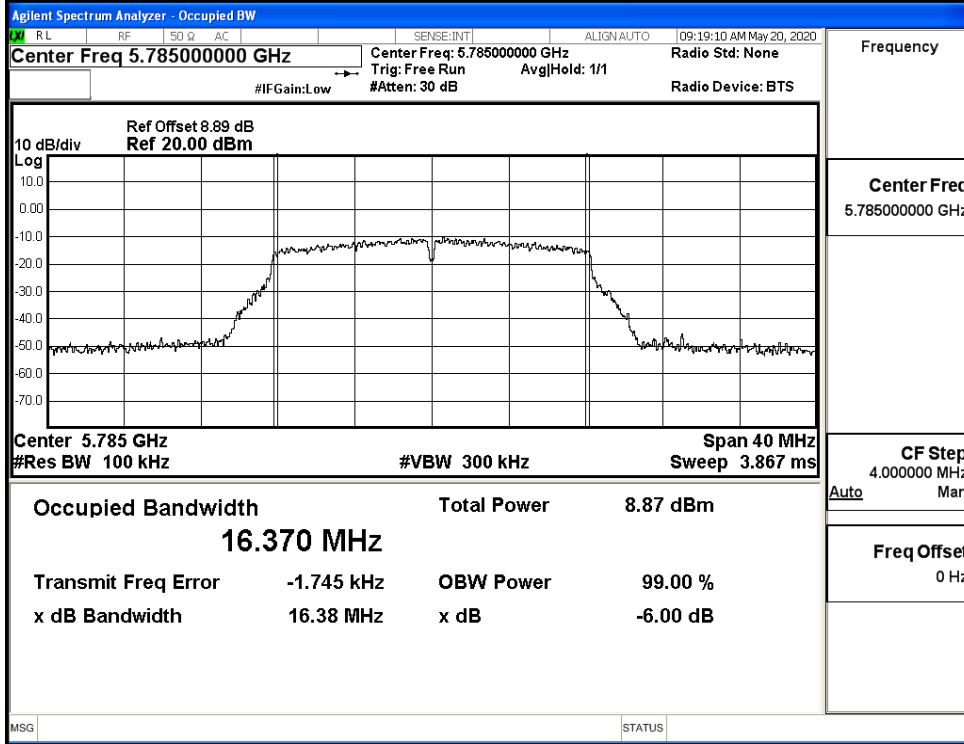
IEEE 802.11ac80 / Channel 155/ 5775MHz

D.4 Emission Bandwidth

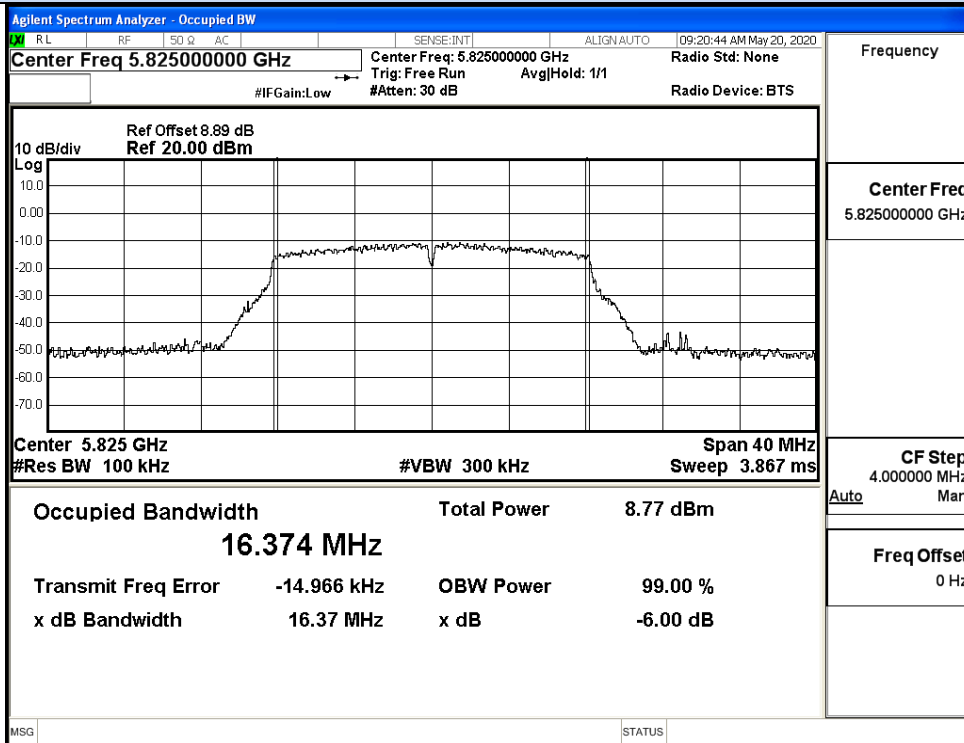
Ant0

Test Mode	Channel	Frequency (MHz)	6dB Bandwidth (MHz)	Limit (MHz)	Verdict
11A	149	5745	16.37	>=0.5	Pass
	157	5785	16.38		Pass
	165	5825	16.37		Pass
11N20 SISO	149	5745	17.62	>=0.5	Pass
	157	5785	17.59		Pass
	165	5825	17.63		Pass
11N40 SISO	151	5755	36.15	>=0.5	Pass
	159	5795	36.13		Pass
11AC20S ISO	149	5745	17.58	>=0.5	Pass
	157	5785	17.62		Pass
	165	5825	17.60		Pass
11AC40S ISO	151	5755	36.34	>=0.5	Pass
	159	5795	35.37		Pass
11AC80S ISO	155	5775	76.48	>=0.5	Pass



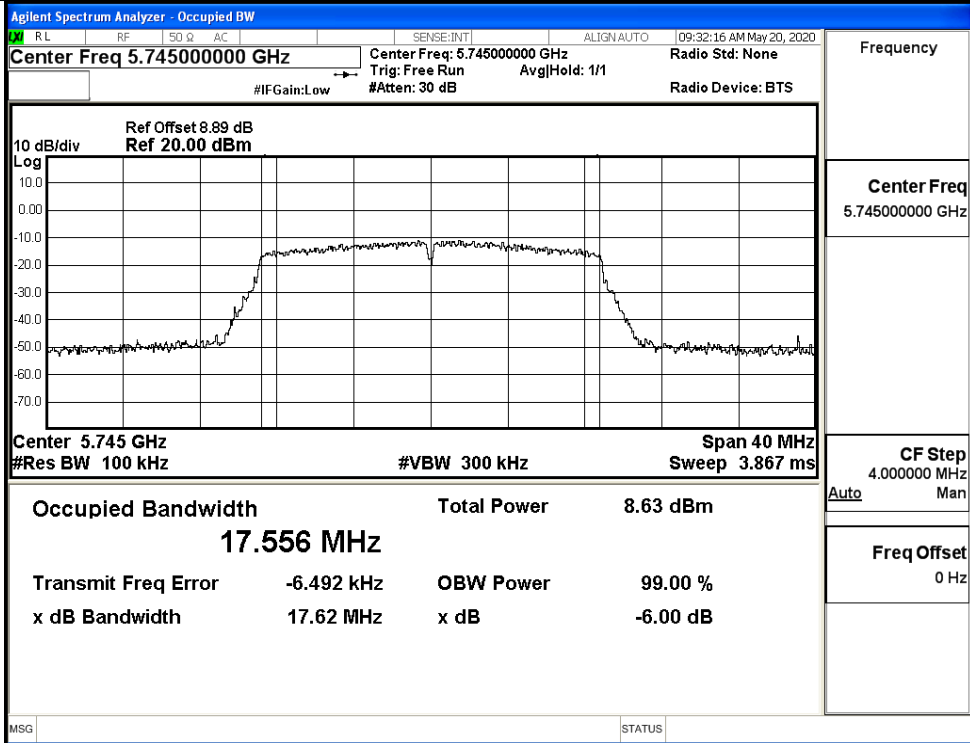


IEEE 802.11a / Channel 157 / 5785MHz

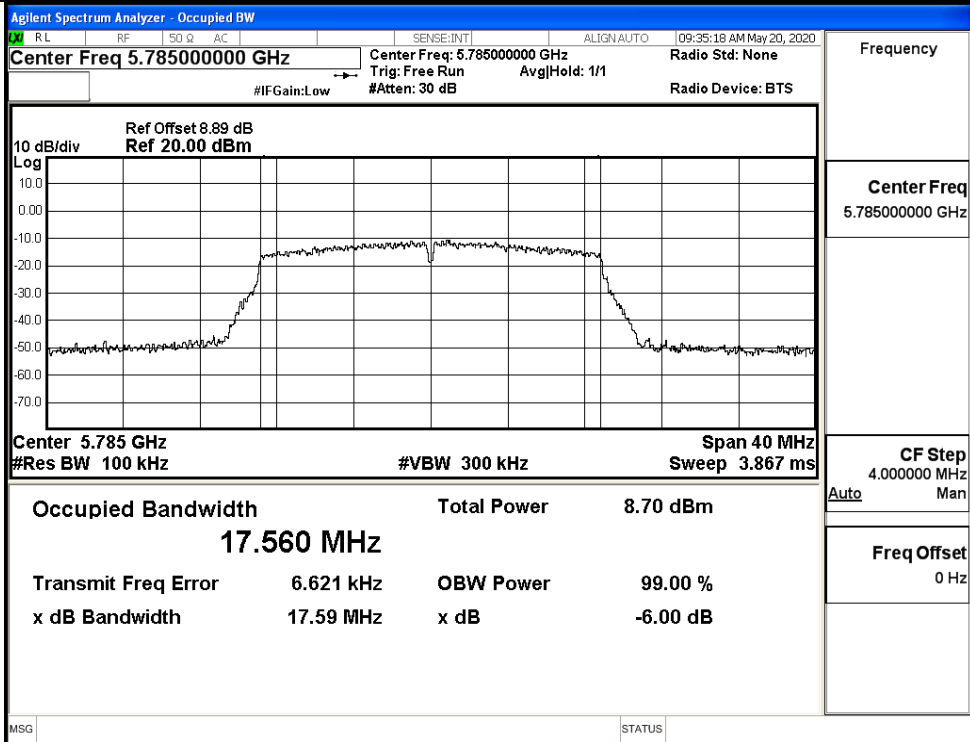


IEEE 802.11a / Channel 165 / 5825MHz

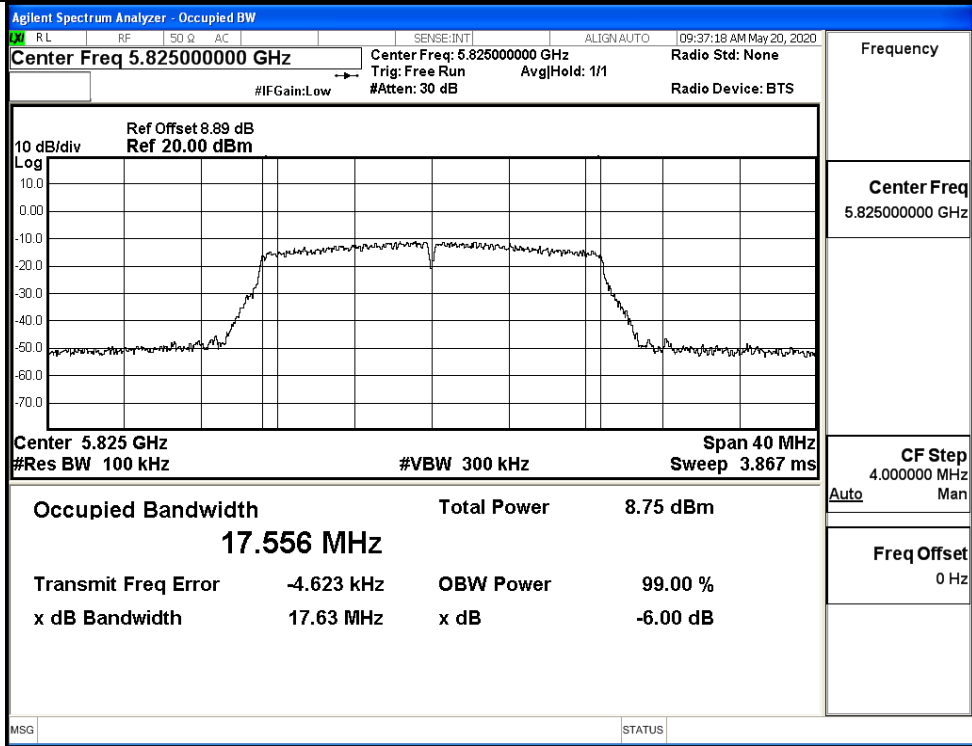
6dB Bandwidth



IEEE 802.11n20 / Channel 149 / 5745MHz

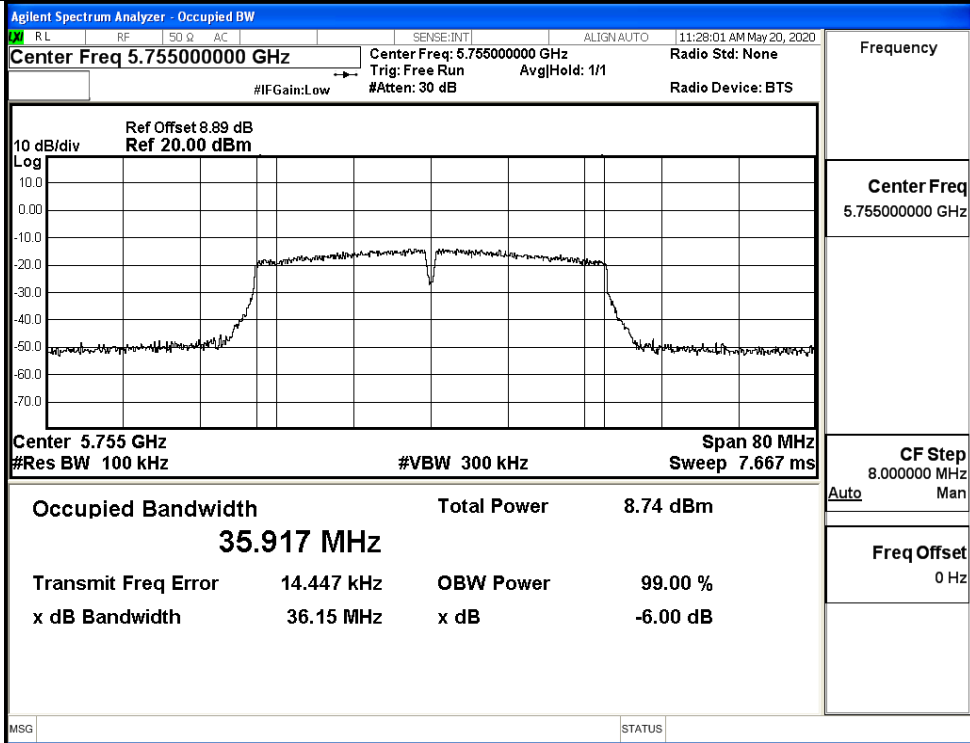


IEEE 802.11n20 / Channel 157 / 5785MHz

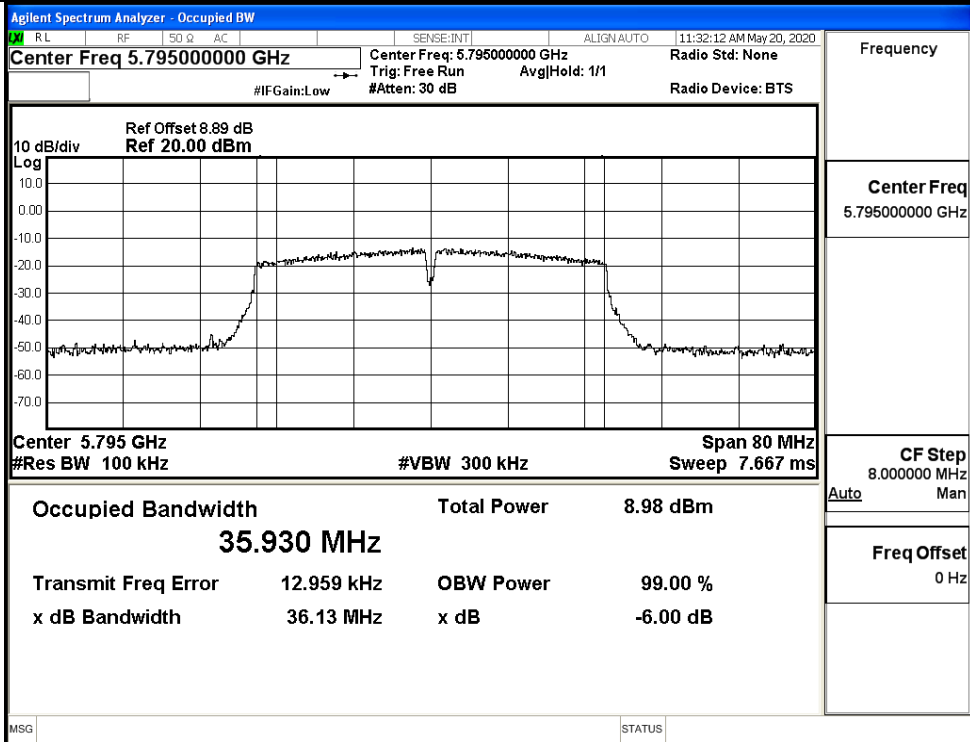


IEEE 802.11n20 / Channel 165 / 5825MHz

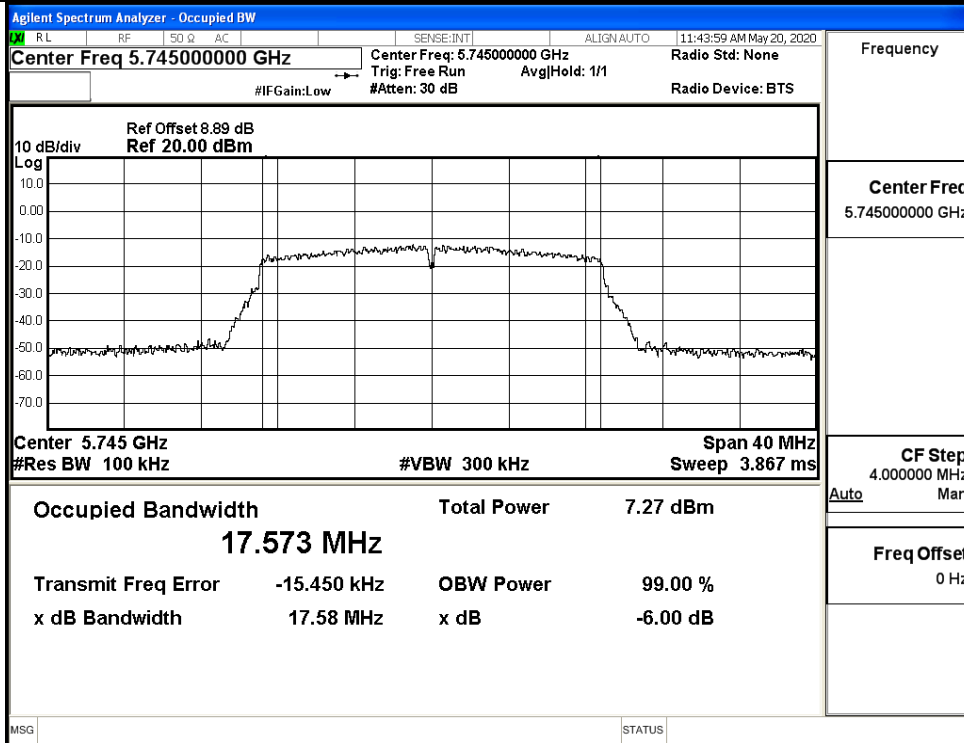
26dB Bandwidth



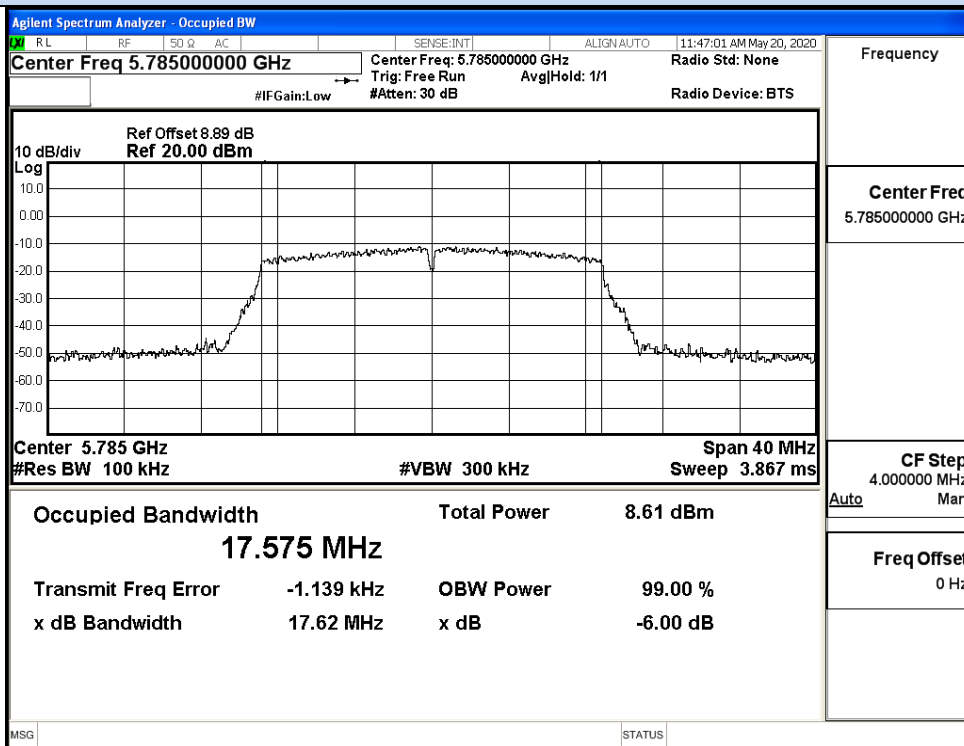
IEEE 802.11n40 / Channel 151 / 5755MHz



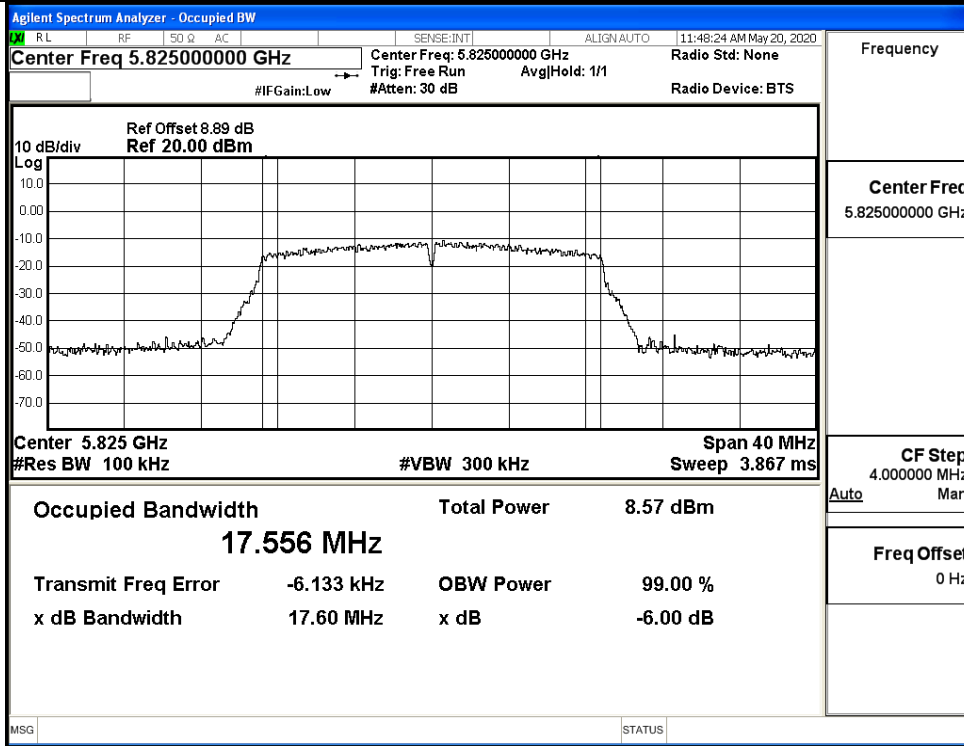
IEEE 802.11n40 / Channel 159 / 5795MHz



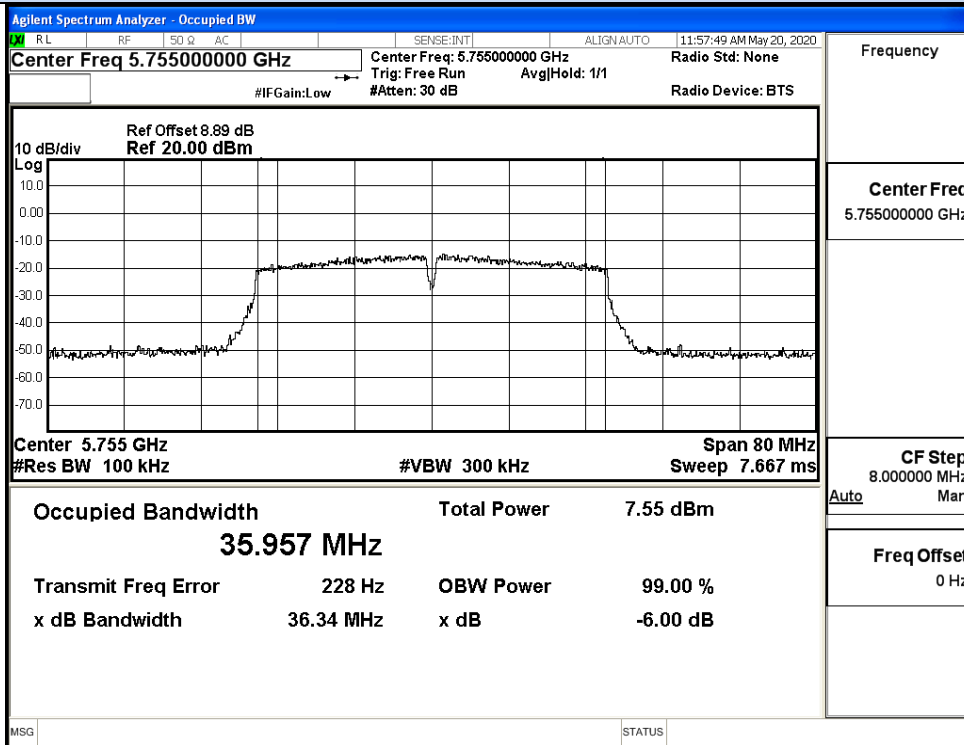
IEEE 802.11ac20 / Channel 149 / 5745MHz



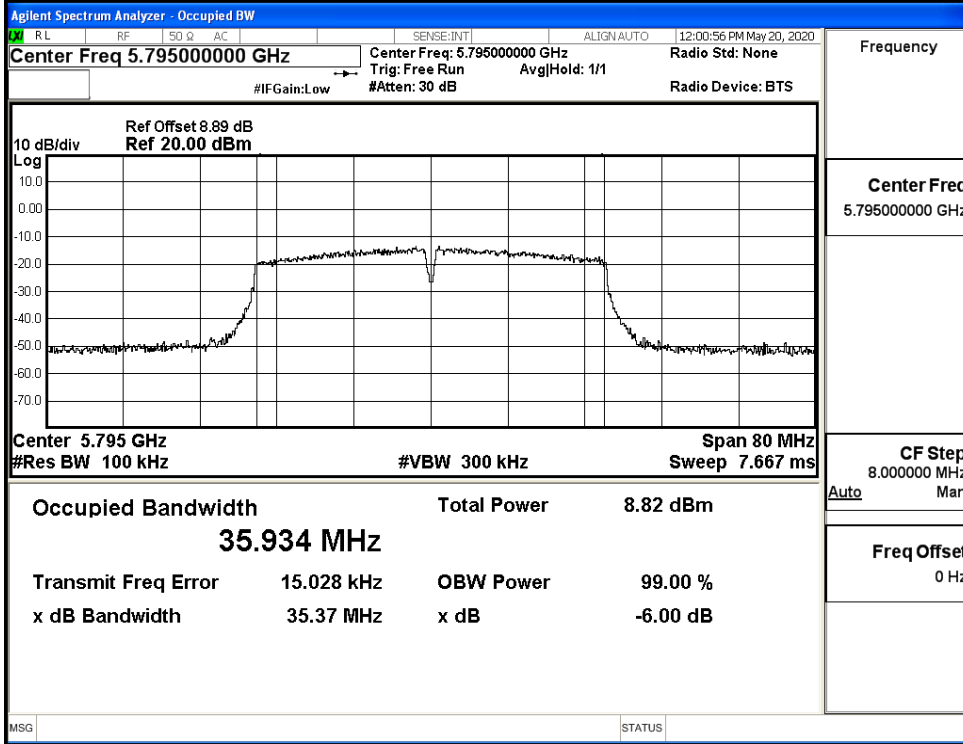
IEEE 802.11ac20 / Channel 157 / 5785MHz



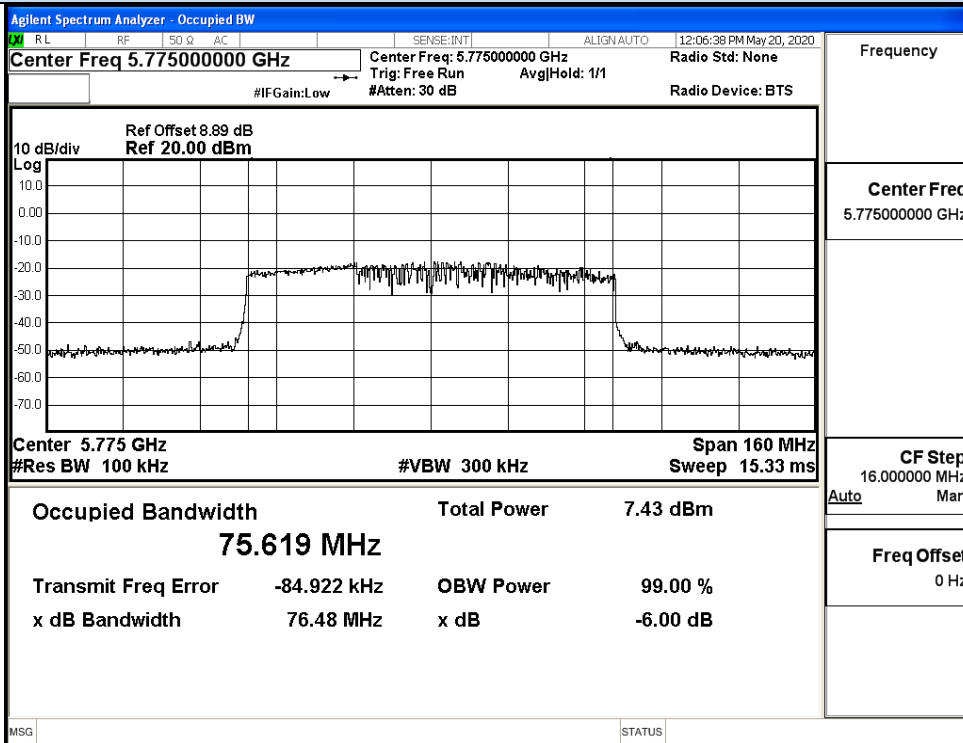
IEEE 802.11ac20 / Channel 165 / 5825MHz



IEEE 802.11ac40 / Channel 151 / 5755MHz



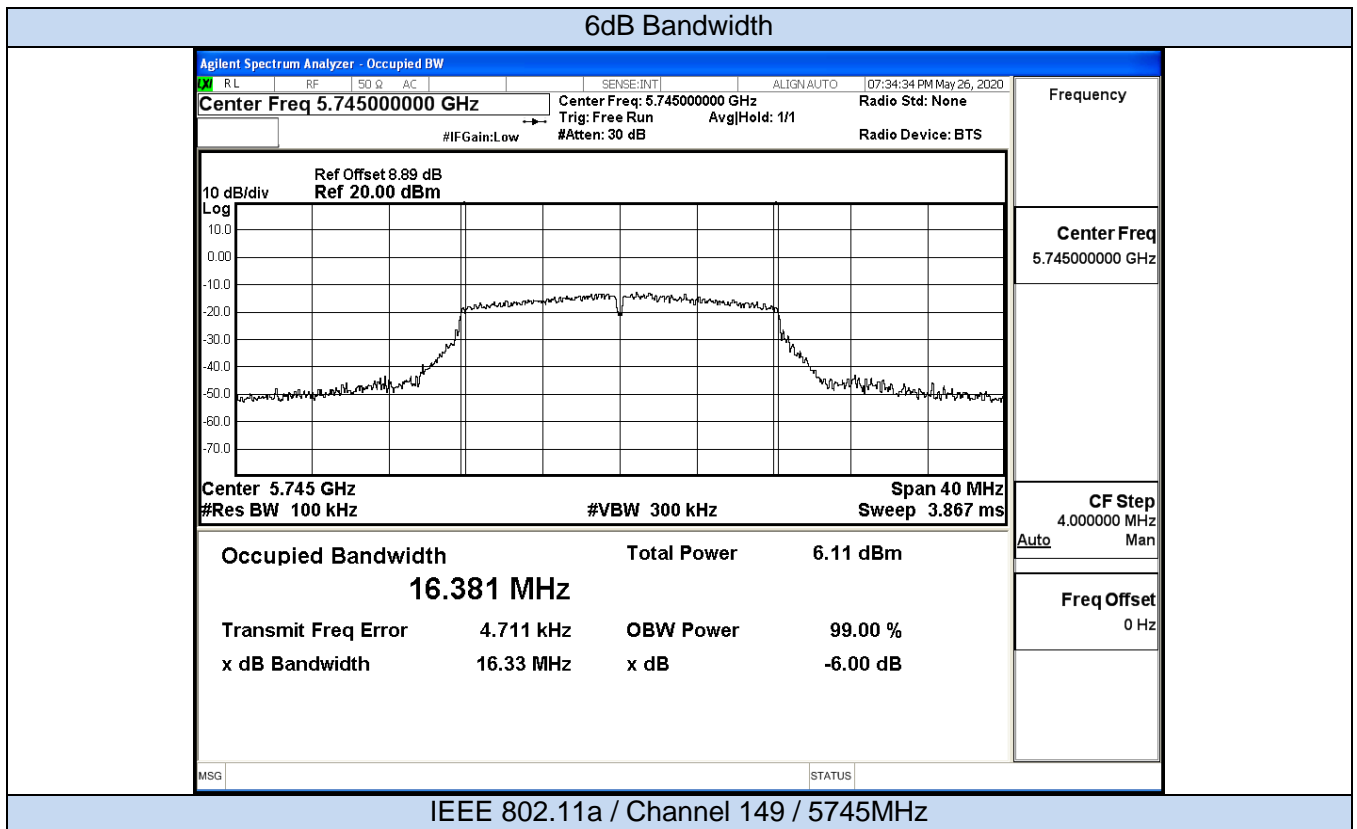
IEEE 802.11ac40 / Channel 159 / 5795MHz

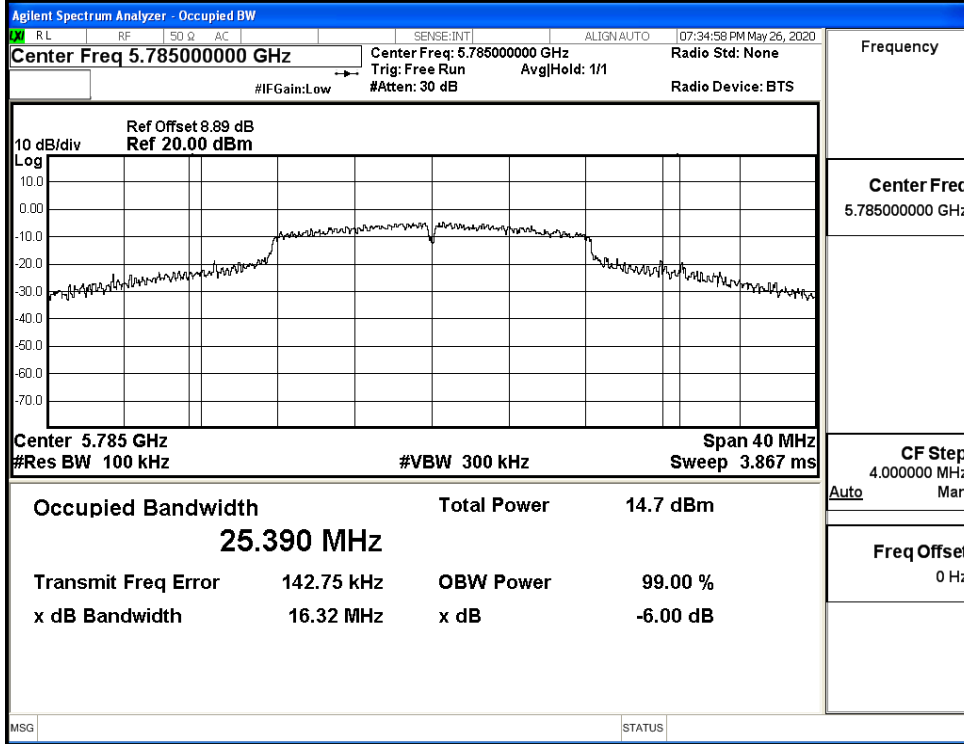


IEEE 802.11ac80 / Channel 155 / 5775MHz

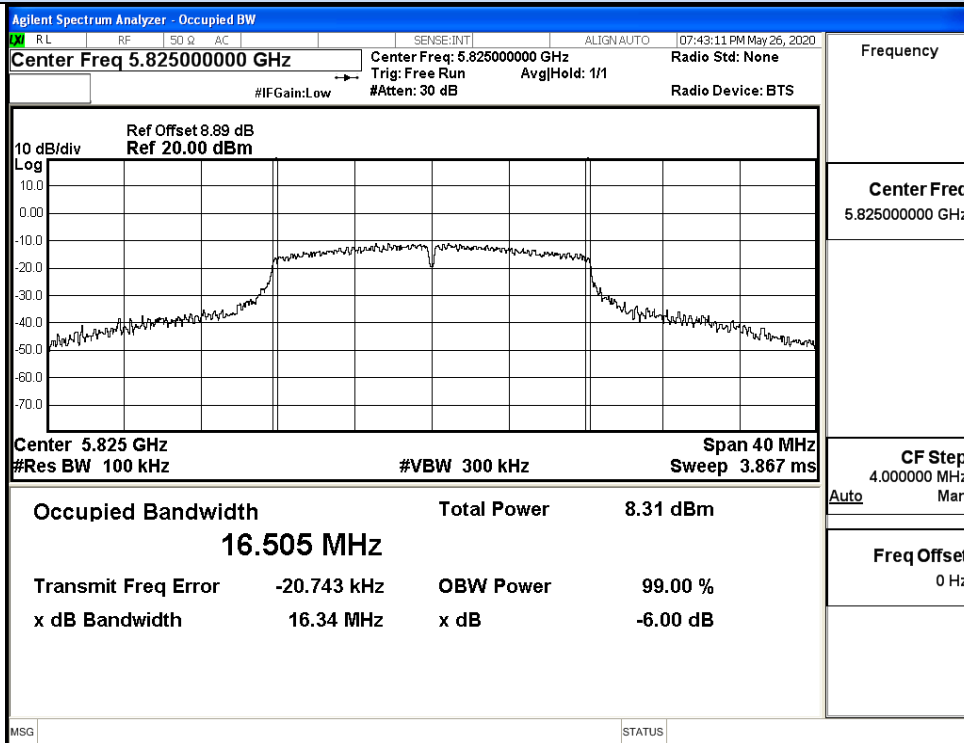
Ant1

Test Mode	Channel	Frequency (MHz)	6dB Bandwidth (MHz)	Limit (MHz)	Verdict
11A	149	5745	16.33	>=0.5	Pass
	157	5785	16.32		Pass
	165	5825	16.34		Pass
11N20 SISO	149	5745	17.57	>=0.5	Pass
	157	5785	17.32		Pass
	165	5825	17.34		Pass
11N40 SISO	151	5755	36.34	>=0.5	Pass
	159	5795	35.38		Pass
11AC20S ISO	149	5745	17.56	>=0.5	Pass
	157	5785	17.56		Pass
	165	5825	17.61		Pass
11AC40S ISO	151	5755	36.34	>=0.5	Pass
	159	5795	35.13		Pass
11AC80S ISO	155	5775	76.56	>=0.5	Pass



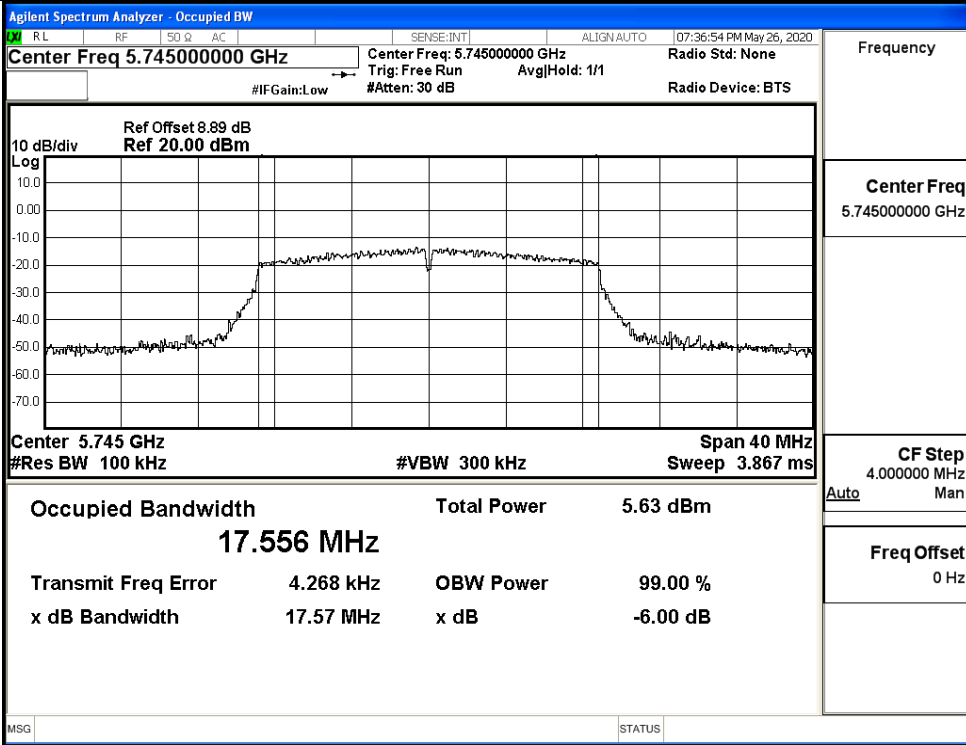


IEEE 802.11a / Channel 157 / 5785MHz

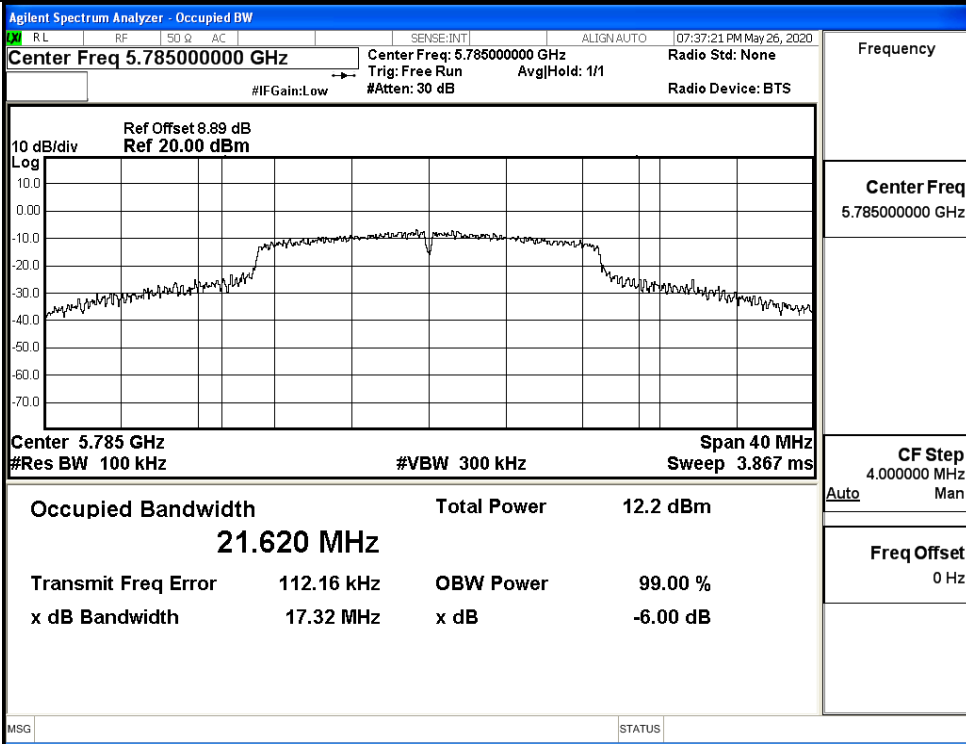


IEEE 802.11a / Channel 165 / 5825MHz

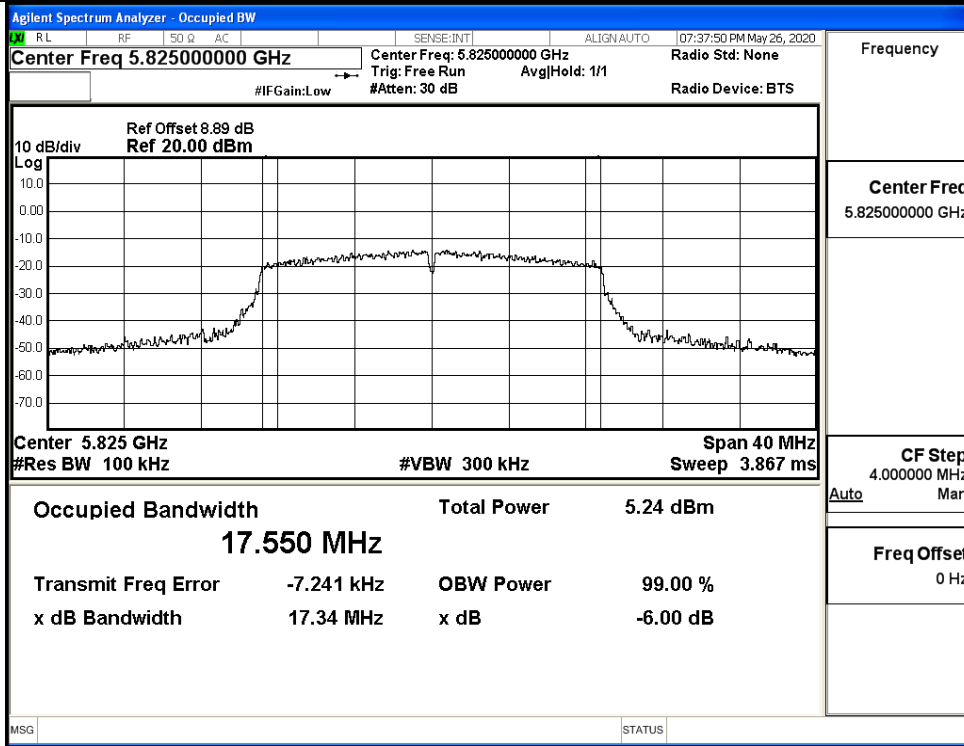
6dB Bandwidth



IEEE 802.11n20 / Channel 149 / 5745MHz



IEEE 802.11n20 / Channel 157 / 5785MHz



IEEE 802.11n20 / Channel 165 / 5825MHz

26dB Bandwidth

Agilent Spectrum Analyzer - Occupied BW

Center Freq 5.755000000 GHz SENSE:INT ALIGN:AUTO 07:38:36 PM May 26, 2020

Center Freq: 5.755000000 GHz Radio Std: None Frequency

Trig: Free Run AvgHold: 1/1

#IFGain:Low #Atten: 30 dB Radio Device: BTS

10 dB/div Ref Offset 8.89 dB
Ref 20.00 dBm

Center 5.755 GHz Span 80 MHz
#Res BW 100 kHz #VBW 300 kHz Sweep 7.667 ms

Occupied Bandwidth	Total Power	12.5 dBm
42.034 MHz		
Transmit Freq Error	479.87 kHz	OBW Power 99.00 %
x dB Bandwidth	36.34 MHz	x dB -6.00 dB

CF Step 8.000000 MHz Auto Man

Freq Offset 0 Hz

MSG STATUS

IEEE 802.11n40 / Channel 151 / 5755MHz

Agilent Spectrum Analyzer - Occupied BW

Center Freq 5.795000000 GHz SENSE:INT ALIGN:AUTO 07:39:01 PM May 26, 2020

Center Freq: 5.795000000 GHz Radio Std: None Frequency

Trig: Free Run AvgHold: 1/1

#IFGain:Low #Atten: 30 dB Radio Device: BTS

10 dB/div Ref Offset 8.89 dB
Ref 20.00 dBm

Center 5.795 GHz Span 80 MHz
#Res BW 100 kHz #VBW 300 kHz Sweep 7.667 ms

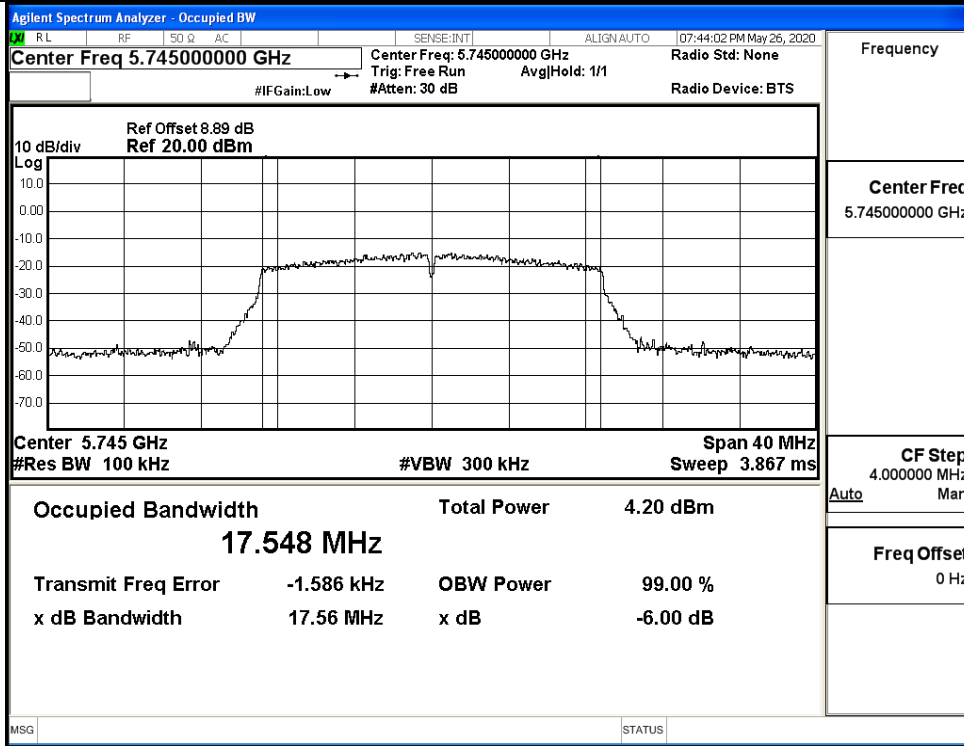
Occupied Bandwidth	Total Power	11.6 dBm
36.897 MHz		
Transmit Freq Error	-74.161 kHz	OBW Power 99.00 %
x dB Bandwidth	35.38 MHz	x dB -6.00 dB

CF Step 8.000000 MHz Auto Man

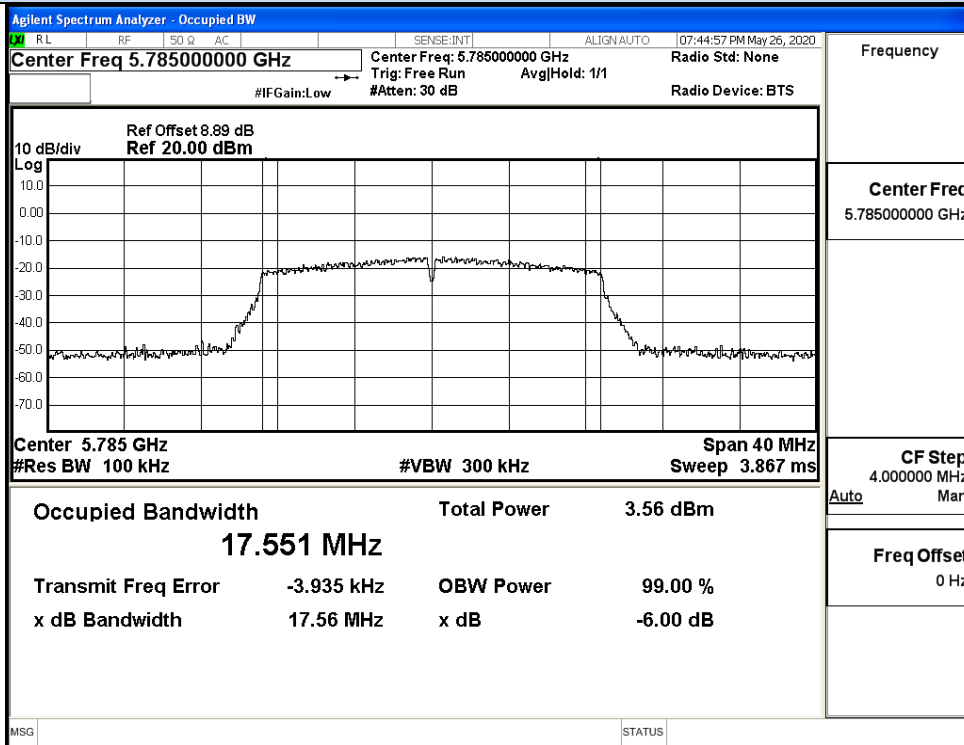
Freq Offset 0 Hz

MSG STATUS

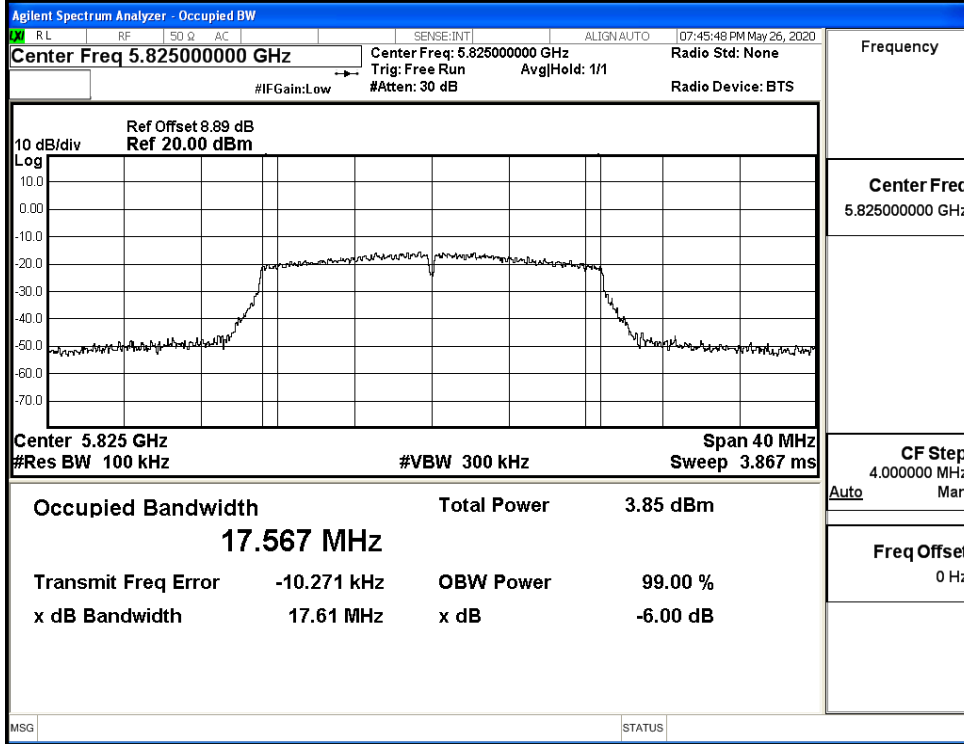
IEEE 802.11n40 / Channel 159 / 5795MHz



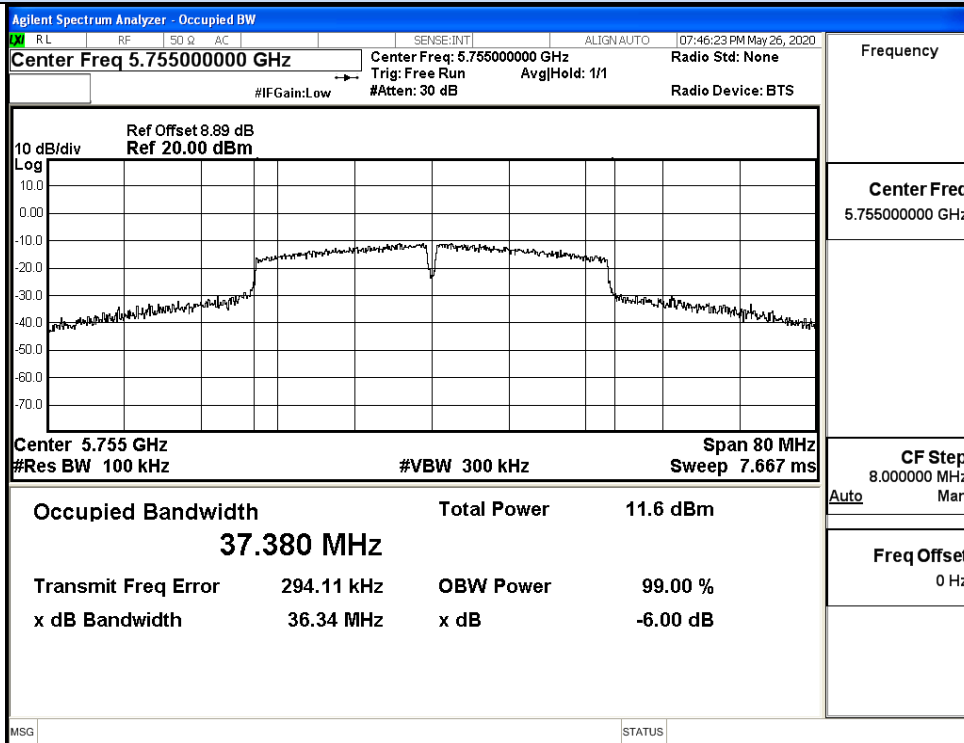
IEEE 802.11ac20 / Channel 149 / 5745MHz



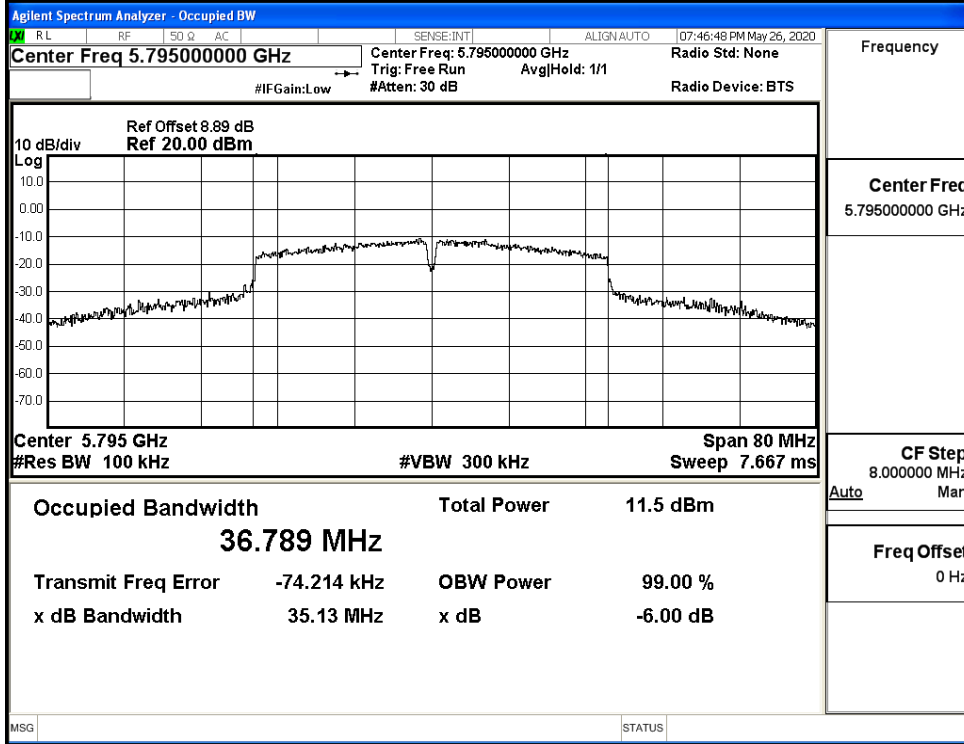
IEEE 802.11ac20 / Channel 157 / 5785MHz



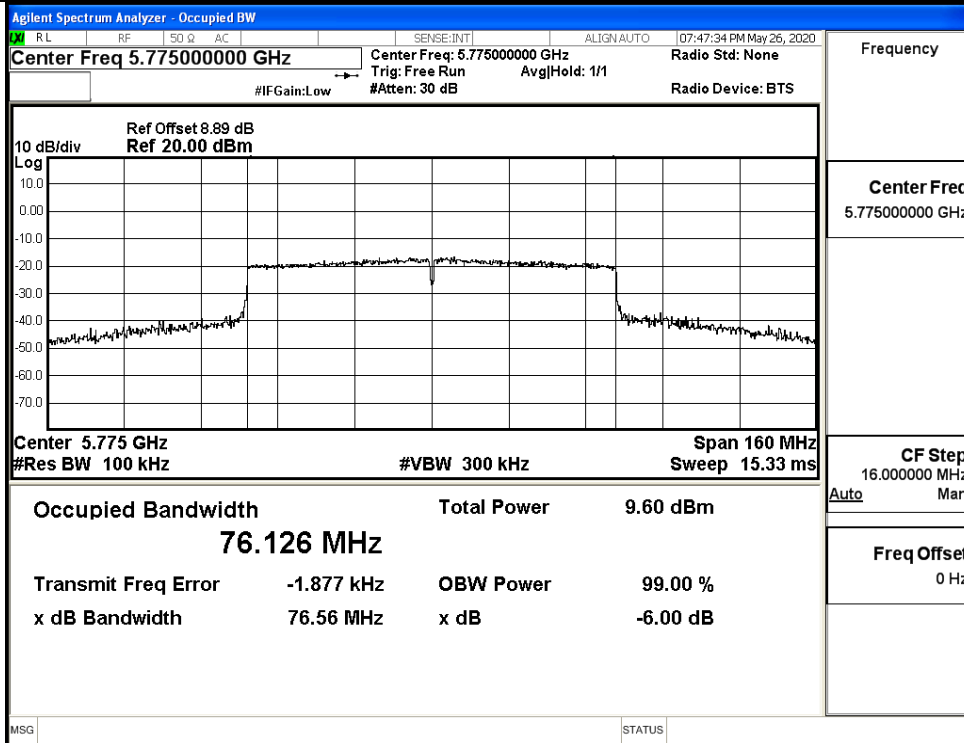
IEEE 802.11ac20 / Channel 165 / 5825MHz



IEEE 802.11ac40 / Channel 151 / 5755MHz



IEEE 802.11ac40 / Channel 159 / 5795MHz



IEEE 802.11ac80 / Channel 155 / 5775MHz

D.5 Undesirable Emissions Measurement

Ant0

Test Mode	Channel	Frequency (MHz)	Conducted Power (dBm)	Antenna Gain (dBi)	EIRP (dBm/MHz)	Detector	Limit (dBm/MHz)	Verdict
11A	149	5650.0	-48.59	3.00	-45.59	Peak	-27.0	Pass
		5650.0	-60.65	3.00	-57.65	Average	-27.0	Pass
		5700.0	-46.5	3.00	-43.50	Peak	10	Pass
		5700.0	-59.89	3.00	-56.89	Average	10	Pass
		5720.0	-46.7	3.00	-43.70	Peak	15.6	Pass
		5720.0	-58.81	3.00	-55.81	Average	15.6	Pass
		5725.0	-39.08	3.00	-36.08	Peak	27.0	Pass
	5725.0	-57.32	3.00	-54.32	Average	27.0	Pass	
	165	5850.0	-41.75	3.00	-38.75	Peak	27.0	Pass
		5850.0	-58.17	3.00	-55.17	Average	27.0	Pass
		5855.0	-45.55	3.00	-42.55	Peak	15.6	Pass
		5855.0	-58.61	3.00	-55.61	Average	15.6	Pass
		5875.0	-48.06	3.00	-45.06	Peak	10	Pass
		5875.0	-59.4	3.00	-56.40	Average	10	Pass
5925.0		-48.54	3.00	-45.54	Peak	-27.0	Pass	
5925.0	-60.22	3.00	-57.22	Average	-27.0	Pass		
11N20 SISO	149	5650.0	-48.15	3.00	-45.15	Peak	-27.0	Pass
		5650.0	-60.6	3.00	-57.60	Average	-27.0	Pass
		5700.0	-46.98	3.00	-43.98	Peak	10	Pass
		5700.0	-58.36	3.00	-55.36	Average	10	Pass
		5720.0	-45.57	3.00	-42.57	Peak	15.6	Pass
		5720.0	-59.85	3.00	-56.85	Average	15.6	Pass
		5725.0	-43.93	3.00	-40.93	Peak	27.0	Pass
	5725.0	-56.41	3.00	-53.41	Average	27.0	Pass	
	165	5850.0	-45.07	3.00	-42.07	Peak	27.0	Pass
		5850.0	-58.06	3.00	-55.06	Average	27.0	Pass
		5855.0	-46.66	3.00	-43.66	Peak	15.6	Pass
		5855.0	-58.65	3.00	-55.65	Average	15.6	Pass
		5875.0	-47.25	3.00	-44.25	Peak	10	Pass
		5875.0	-59.37	3.00	-56.37	Average	10	Pass
5925.0		-47.96	3.00	-44.96	Peak	-27.0	Pass	
5925.0	-60.18	3.00	-57.18	Average	-27.0	Pass		

Test Mode	Channel	Frequency (MHz)	Conducted Power (dBm)	Antenna Gain (dBi)	EIRP (dBm/MHz)	Detector	Limit (dBm/MHz)	Verdict
11N40 SISO	151	5650.0	-48.36	3	-45.36	Peak	-27.0	Pass
		5650.0	-60.35	3	-57.35	Average	-27.0	Pass
		5700.0	-48.14	3	-45.14	Peak	10	Pass
		5700.0	-59.23	3	-56.23	Average	10	Pass
		5720.0	-42.67	3	-39.67	Peak	15.6	Pass
		5720.0	-55.03	3	-52.03	Average	15.6	Pass
		5725.0	-40.04	3	-37.04	Peak	27.0	Pass
	5725.0	-53.56	3	-50.56	Average	27.0	Pass	
	159	5850.0	-48.01	3	-45.01	Peak	27.0	Pass
		5850.0	-58.75	3	-55.75	Average	27.0	Pass
		5855.0	-48.03	3	-45.03	Peak	15.6	Pass
		5855.0	-58.99	3	-55.99	Average	15.6	Pass
		5875.0	-49.1	3	-46.10	Peak	10	Pass
		5875.0	-59.49	3	-56.49	Average	10	Pass
5925.0		-49.06	3	-46.06	Peak	-27.0	Pass	
5925.0	-60	3	-57.00	Average	-27.0	Pass		
11AC20 SISO	149	5650.0	-48.77	3	-45.77	Peak	-27.0	Pass
		5650.0	-60.54	3	-57.54	Average	-27.0	Pass
		5700.0	-48.48	3	-45.48	Peak	10	Pass
		5700.0	-58.67	3	-55.67	Average	10	Pass
		5720.0	-44.82	3	-41.82	Peak	15.6	Pass
		5720.0	-59.83	3	-56.83	Average	15.6	Pass
		5725.0	-36.78	3	-33.78	Peak	27.0	Pass
	5725.0	-56.92	3	-53.92	Average	27.0	Pass	
	165	5850.0	-41.36	3	-38.36	Peak	27.0	Pass
		5850.0	-58.38	3	-55.38	Average	27.0	Pass

		5855.0	-43.19	3	-40.19	Peak	15.6	Pass
		5855.0	-58.86	3	-55.86	Average	15.6	Pass
		5875.0	-47.52	3	-44.52	Peak	10	Pass
		5875.0	-59.45	3	-56.45	Average	10	Pass
		5925.0	-48.58	3	-45.58	Peak	-27.0	Pass
11AC4 0 SISO	151	5925.0	-60.3	3	-57.30	Average	-27.0	Pass
		5650.0	-49.22	3	-46.22	Peak	-27.0	Pass
		5650.0	-60.51	3	-57.51	Average	-27.0	Pass
		5700.0	-47.57	3	-44.57	Peak	10	Pass
		5700.0	-59.63	3	-56.63	Average	10	Pass
		5720.0	-41.25	3	-38.25	Peak	15.6	Pass
		5720.0	-55.93	3	-52.93	Average	15.6	Pass
	159	5725.0	-41.27	3	-38.27	Peak	27.0	Pass
		5725.0	-54.36	3	-51.36	Average	27.0	Pass
		5850.0	-46.21	3	-43.21	Peak	27.0	Pass
		5850.0	-58.73	3	-55.73	Average	27.0	Pass
		5855.0	-44.47	3	-41.47	Peak	15.6	Pass
		5855.0	-58.91	3	-55.91	Average	15.6	Pass
		5875.0	-48.75	3	-45.75	Peak	10	Pass
		5875.0	-59.43	3	-56.43	Average	10	Pass
11AC8 0 SISO	155	5925.0	-49.14	3	-46.14	Peak	-27.0	Pass
		5925.0	-60.08	3	-57.08	Average	-27.0	Pass
		5725.0	-48.19	3	-45.19	Peak	27.0	Pass
		5720.0	-48.45	3	-45.45	Peak	15.6	Pass
		5700.0	-48.66	3	-45.66	Peak	10	Pass
		5650.0	-48.98	3	-45.98	Peak	-27.0	Pass
		5725.0	-59.71	3	-56.71	Average	27.0	Pass
		5720.0	-59.73	3	-56.73	Average	15.6	Pass
		5700.0	-59.86	3	-56.86	Average	10	Pass
		5650.0	-60.08	3	-57.08	Average	-27.0	Pass
		5850.0	-48.19	3	-45.19	Peak	27.0	Pass
		5855.0	-48.45	3	-45.45	Peak	15.6	Pass
		5875.0	-48.66	3	-45.66	Peak	10	Pass
		5925.0	-48.98	3	-45.98	Peak	-27.0	Pass
		5850.0	-59.71	3	-56.71	Average	27.0	Pass
5855.0	-59.73	3	-56.73	Average	15.6	Pass		
5875.0	-59.86	3	-56.86	Average	10	Pass		
5925.0	-60.08	3	-57.08	Average	-27.0	Pass		

Ant1

Test Mode	Channel	Frequency (MHz)	Conducted Power (dBm)	Antenna Gain (dBi)	EIRP (dBm/MHz)	Detector	Limit (dBm/MHz)	Verdict
11A	149	5650.0	-48.45	3.00	-45.45	Peak	-27.0	Pass
		5650.0	-60.55	3.00	-57.55	Average	-27.0	Pass
		5700.0	-48.35	3.00	-45.35	Peak	10	Pass
		5700.0	-59.54	3.00	-56.54	Average	10	Pass
		5720.0	-44.27	3.00	-41.27	Peak	15.6	Pass
		5720.0	-57.33	3.00	-54.33	Average	15.6	Pass
		5725.0	-41.37	3.00	-38.37	Peak	27.0	Pass
	5725.0	-55.2	3.00	-52.20	Average	27.0	Pass	
	165	5850.0	-42.56	3.00	-39.56	Peak	27.0	Pass
		5850.0	-57.91	3.00	-54.91	Average	27.0	Pass
		5855.0	-41.67	3.00	-38.67	Peak	15.6	Pass
		5855.0	-58.72	3.00	-55.72	Average	15.6	Pass
		5875.0	-48.4	3.00	-45.40	Peak	10	Pass
		5875.0	-59.61	3.00	-56.61	Average	10	Pass
5925.0		-49.13	3.00	-46.13	Peak	-27.0	Pass	
11N20 SISO	149	5650.0	-47.58	3.00	-44.58	Peak	-27.0	Pass
		5650.0	-60.6	3.00	-57.60	Average	-27.0	Pass
		5700.0	-48.78	3.00	-45.78	Peak	10	Pass
		5700.0	-58.21	3.00	-55.21	Average	10	Pass
		5720.0	-45.26	3.00	-42.26	Peak	15.6	Pass
		5720.0	-59.91	3.00	-56.91	Average	15.6	Pass
		5725.0	-41.93	3.00	-38.93	Peak	27.0	Pass
	5725.0	-55.99	3.00	-52.99	Average	27.0	Pass	
	165	5850.0	-41.1	3.00	-38.10	Peak	27.0	Pass
		5850.0	-57.66	3.00	-54.66	Average	27.0	Pass
		5855.0	-41.02	3.00	-38.02	Peak	15.6	Pass
		5855.0	-58.67	3.00	-55.67	Average	15.6	Pass
		5875.0	-47.86	3.00	-44.86	Peak	10	Pass
		5875.0	-59.66	3.00	-56.66	Average	10	Pass
5925.0		-49.15	3.00	-46.15	Peak	-27.0	Pass	
5925.0	-60.39	3.00	-57.39	Average	-27.0	Pass		

Test Mode	Channel	Frequency (MHz)	Conducted Power (dBm)	Antenna Gain (dBi)	EIRP (dBm/MHz)	Detector	Limit (dBm/MHz)	Verdict
11N40 SISO	151	5650.0	-48.3	3	-45.30	Peak	-27.0	Pass
		5650.0	-60.47	3	-57.47	Average	-27.0	Pass
		5700.0	-47.57	3	-44.57	Peak	10	Pass
		5700.0	-59.51	3	-56.51	Average	10	Pass
		5720.0	-42.14	3	-39.14	Peak	15.6	Pass
		5720.0	-55.94	3	-52.94	Average	15.6	Pass
		5725.0	-40.12	3	-37.12	Peak	27.0	Pass
	5725.0	-53.7	3	-50.70	Average	27.0	Pass	
	159	5850.0	-46.95	3	-43.95	Peak	27.0	Pass
		5850.0	-59.01	3	-56.01	Average	27.0	Pass
		5855.0	-47.28	3	-44.28	Peak	15.6	Pass
		5855.0	-59.2	3	-56.20	Average	15.6	Pass
		5875.0	-49.04	3	-46.04	Peak	10	Pass
		5875.0	-59.58	3	-56.58	Average	10	Pass
5925.0		-48.2	3	-45.20	Peak	-27.0	Pass	
5925.0	-60.08	3	-57.08	Average	-27.0	Pass		
11AC20 SISO	149	5650.0	-48.49	3	-45.49	Peak	-27.0	Pass
		5650.0	-60.53	3	-57.53	Average	-27.0	Pass
		5700.0	-47.82	3	-44.82	Peak	10	Pass
		5700.0	-57.84	3	-54.84	Average	10	Pass
		5720.0	-45.27	3	-42.27	Peak	15.6	Pass
		5720.0	-59.8	3	-56.80	Average	15.6	Pass
		5725.0	-40.3	3	-37.30	Peak	27.0	Pass
	5725.0	-55.23	3	-52.23	Average	27.0	Pass	
	165	5850.0	-38.44	3	-35.44	Peak	27.0	Pass
		5850.0	-57.46	3	-54.46	Average	27.0	Pass
		5855.0	-42.73	3	-39.73	Peak	15.6	Pass
		5855.0	-58.52	3	-55.52	Average	15.6	Pass
		5875.0	-48.09	3	-45.09	Peak	10	Pass
		5875.0	-59.52	3	-56.52	Average	10	Pass

11AC4 0 SISO	151	5925.0	-47.94	3	-44.94	Peak	-27.0	Pass
		5925.0	-60.21	3	-57.21	Average	-27.0	Pass
		5650.0	-49.25	3	-46.25	Peak	-27.0	Pass
		5650.0	-60.44	3	-57.44	Average	-27.0	Pass
		5700.0	-44.05	3	-41.05	Peak	10	Pass
		5700.0	-59.3	3	-56.30	Average	10	Pass
		5720.0	-37.19	3	-34.19	Peak	15.6	Pass
		5720.0	-54.74	3	-51.74	Average	15.6	Pass
		5725.0	-37.2	3	-34.20	Peak	27.0	Pass
	5725.0	-52.16	3	-49.16	Average	27.0	Pass	
	159	5850.0	-46.18	3	-43.18	Peak	27.0	Pass
		5850.0	-58.45	3	-55.45	Average	27.0	Pass
		5855.0	-45.28	3	-42.28	Peak	15.6	Pass
		5855.0	-58.81	3	-55.81	Average	15.6	Pass
		5875.0	-47.76	3	-44.76	Peak	10	Pass
		5875.0	-59.48	3	-56.48	Average	10	Pass
		5925.0	-47.83	3	-44.83	Peak	-27.0	Pass
		5925.0	-59.96	3	-56.96	Average	-27.0	Pass
11AC8 0 SISO		155	5725.0	-43.95	3	-40.95	Peak	27.0
	5720.0		-45.17	3	-42.17	Peak	15.6	Pass
	5700.0		-46.95	3	-43.95	Peak	10	Pass
	5650.0		-48.21	3	-45.21	Peak	-27.0	Pass
	5725.0		-55.95	3	-52.95	Average	27.0	Pass
	5720.0		-56.52	3	-53.52	Average	15.6	Pass
	5700.0		-58.47	3	-55.47	Average	10	Pass
	5650.0		-59.67	3	-56.67	Average	-27.0	Pass
	5850.0		-43.95	3	-40.95	Peak	27.0	Pass
	5855.0		-45.17	3	-42.17	Peak	15.6	Pass
	5875.0		-46.95	3	-43.95	Peak	10	Pass
	5925.0		-48.21	3	-45.21	Peak	-27.0	Pass
	5850.0		-55.95	3	-52.95	Average	27.0	Pass
	5855.0		-56.52	3	-53.52	Average	15.6	Pass
	5875.0		-58.47	3	-55.47	Average	10	Pass
5925.0	-59.67	3	-56.67	Average	-27.0	Pass		

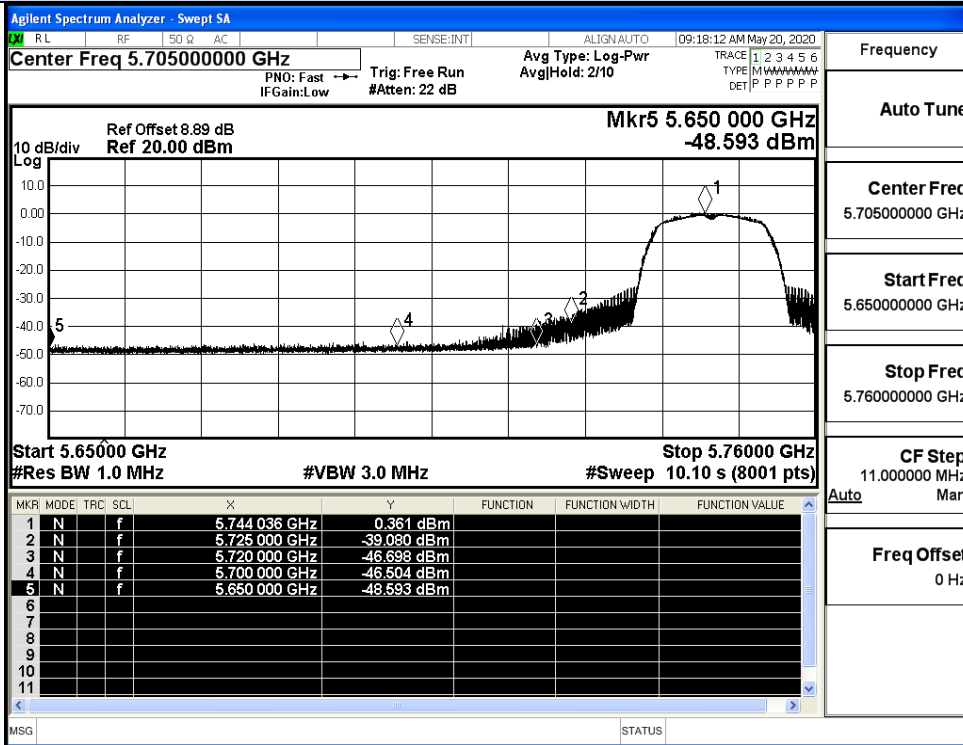
Combined Ant_0 and Ant_1

Test Mode	Channel	Frequency (MHz)	Conducted Power (dBm)			Antenna Gain (dBi)	EIRP (dBm/MHz)	Detector	Limit (dBm/MHz)	Verdict
			ANT0	ANT1	SUM					
11N20 SISO	149	5650.0	-48.15	-47.58	-44.85	6.01	-38.84	Peak	-27.0	Pass
		5650.0	-60.6	-60.6	-57.59	6.01	-51.58	Average	-27.0	Pass
		5700.0	-46.98	-48.78	-44.78	6.01	-38.77	Peak	10	Pass
		5700.0	-58.36	-58.21	-55.27	6.01	-49.26	Average	10	Pass
		5720.0	-45.57	-45.26	-42.40	6.01	-36.39	Peak	15.6	Pass
		5720.0	-59.85	-59.91	-56.87	6.01	-50.86	Average	15.6	Pass
		5725.0	-43.93	-41.93	-39.81	6.01	-33.8	Peak	27.0	Pass
	5725.0	-56.41	-55.99	-53.18	6.01	-47.17	Average	27.0	Pass	
	165	5850.0	-45.07	-41.1	-39.64	6.01	-33.63	Peak	27.0	Pass
		5850.0	-58.06	-57.66	-54.85	6.01	-48.84	Average	27.0	Pass
		5855.0	-46.66	-41.02	-39.97	6.01	-33.96	Peak	15.6	Pass
		5855.0	-58.65	-58.67	-55.65	6.01	-49.64	Average	15.6	Pass
		5875.0	-47.25	-47.86	-44.53	6.01	-38.52	Peak	10	Pass
		5875.0	-59.37	-59.66	-56.50	6.01	-50.49	Average	10	Pass
5925.0		-47.96	-49.15	-45.50	6.01	-39.49	Peak	-27.0	Pass	
5925.0	-60.18	-60.39	-57.27	6.01	-51.26	Average	-27.0	Pass		
11N40 SISO	151	5650.0	-48.36	-48.3	-45.32	6.01	-39.31	Peak	-27.0	Pass
		5650.0	-60.35	-60.47	-57.40	6.01	-51.39	Average	-27.0	Pass
		5700.0	-48.14	-47.57	-44.84	6.01	-38.83	Peak	10	Pass
		5700.0	-59.23	-59.51	-56.36	6.01	-50.35	Average	10	Pass
		5720.0	-42.67	-42.14	-39.39	6.01	-33.38	Peak	15.6	Pass
		5720.0	-55.03	-55.94	-52.45	6.01	-46.44	Average	15.6	Pass
		5725.0	-40.04	-40.12	-37.07	6.01	-31.06	Peak	27.0	Pass
	5725.0	-53.56	-53.7	-50.62	6.01	-44.61	Average	27.0	Pass	
	159	5850.0	-48.01	-46.95	-44.44	6.01	-38.43	Peak	27.0	Pass
		5850.0	-58.75	-59.01	-55.87	6.01	-49.86	Average	27.0	Pass
		5855.0	-48.03	-47.28	-44.63	6.01	-38.62	Peak	15.6	Pass
		5855.0	-58.99	-59.2	-56.08	6.01	-50.07	Average	15.6	Pass
		5875.0	-49.1	-49.04	-46.06	6.01	-40.05	Peak	10	Pass
		5875.0	-59.49	-59.58	-56.52	6.01	-50.51	Average	10	Pass
5925.0		-49.06	-48.2	-45.60	6.01	-39.59	Peak	-27.0	Pass	
5925.0	-60	-60.08	-57.03	6.01	-51.02	Average	-27.0	Pass		
11AC2 0 SISO	149	5650.0	-48.77	-48.49	-45.62	6.01	-39.61	Peak	-27.0	Pass
		5650.0	-60.54	-60.53	-57.52	6.01	-51.51	Average	-27.0	Pass
		5700.0	-48.48	-47.82	-45.13	6.01	-39.12	Peak	10	Pass
		5700.0	-58.67	-57.84	-55.22	6.01	-49.21	Average	10	Pass
		5720.0	-44.82	-45.27	-42.03	6.01	-36.02	Peak	15.6	Pass
		5720.0	-59.83	-59.8	-56.80	6.01	-50.79	Average	15.6	Pass
		5725.0	-36.78	-40.3	-35.18	6.01	-29.17	Peak	27.0	Pass
	5725.0	-56.92	-55.23	-52.98	6.01	-46.97	Average	27.0	Pass	
	165	5850.0	-41.36	-38.44	-36.65	6.01	-30.64	Peak	27.0	Pass
		5850.0	-58.38	-57.46	-54.89	6.01	-48.88	Average	27.0	Pass
		5855.0	-43.19	-42.73	-39.94	6.01	-33.93	Peak	15.6	Pass
		5855.0	-58.86	-58.52	-55.68	6.01	-49.67	Average	15.6	Pass
		5875.0	-47.52	-48.09	-44.79	6.01	-38.78	Peak	10	Pass
		5875.0	-59.45	-59.52	-56.47	6.01	-50.46	Average	10	Pass
5925.0		-48.58	-47.94	-45.24	6.01	-39.23	Peak	-27.0	Pass	
5925.0	-60.3	-60.21	-57.24	6.01	-51.23	Average	-27.0	Pass		
11AC4 0 SISO	151	5650.0	-49.22	-49.25	-46.22	6.01	-40.21	Peak	-27.0	Pass
		5650.0	-60.51	-60.44	-57.46	6.01	-51.45	Average	-27.0	Pass
		5700.0	-47.57	-44.05	-42.45	6.01	-36.44	Peak	10	Pass
		5700.0	-59.63	-59.3	-56.45	6.01	-50.44	Average	10	Pass
		5720.0	-41.25	-37.19	-35.75	6.01	-29.74	Peak	15.6	Pass
		5720.0	-55.93	-54.74	-52.28	6.01	-46.27	Average	15.6	Pass
		5725.0	-41.27	-37.2	-35.76	6.01	-29.75	Peak	27.0	Pass
	5725.0	-54.36	-52.16	-50.11	6.01	-44.1	Average	27.0	Pass	
	159	5850.0	-46.21	-46.18	-43.18	6.01	-37.17	Peak	27.0	Pass
		5850.0	-58.73	-58.45	-55.58	6.01	-49.57	Average	27.0	Pass
		5855.0	-44.47	-45.28	-41.85	6.01	-35.84	Peak	15.6	Pass
		5855.0	-58.91	-58.81	-55.85	6.01	-49.84	Average	15.6	Pass
		5875.0	-48.75	-47.76	-45.22	6.01	-39.21	Peak	10	Pass
		5875.0	-59.43	-59.48	-56.44	6.01	-50.43	Average	10	Pass
5925.0		-49.14	-47.83	-45.43	6.01	-39.42	Peak	-27.0	Pass	

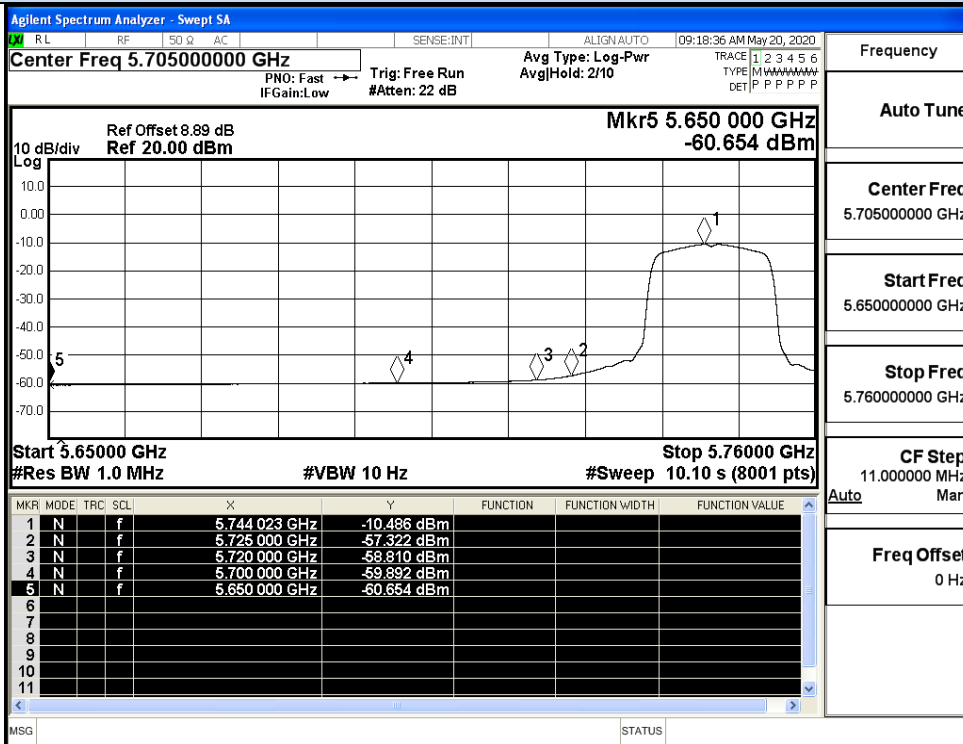
11AC8 0 SISO	155	5925.0	-60.08	-59.96	-57.01	6.01	-51	Average	-27.0	Pass
		5725.0	-48.19	-43.95	-42.56	6.01	-36.55	Peak	27.0	Pass
		5720.0	-48.45	-45.17	-43.50	6.01	-37.49	Peak	15.6	Pass
		5700.0	-48.66	-46.95	-44.71	6.01	-38.7	Peak	10	Pass
		5650.0	-48.98	-48.21	-45.57	6.01	-39.56	Peak	-27.0	Pass
		5725.0	-59.71	-55.95	-54.42	6.01	-48.41	Average	27.0	Pass
		5720.0	-59.73	-56.52	-54.82	6.01	-48.81	Average	15.6	Pass
		5700.0	-59.86	-58.47	-56.10	6.01	-50.09	Average	10	Pass
		5650.0	-60.08	-59.67	-56.86	6.01	-50.85	Average	-27.0	Pass
		5850.0	-48.19	-43.95	-42.56	6.01	-36.55	Peak	27.0	Pass
		5855.0	-48.45	-45.17	-43.50	6.01	-37.49	Peak	15.6	Pass
		5875.0	-48.66	-46.95	-44.71	6.01	-38.7	Peak	10	Pass
		5925.0	-48.98	-48.21	-45.57	6.01	-39.56	Peak	-27.0	Pass
		5850.0	-59.71	-55.95	-54.42	6.01	-48.41	Average	27.0	Pass
		5855.0	-59.73	-56.52	-54.82	6.01	-48.81	Average	15.6	Pass
		5875.0	-59.86	-58.47	-56.10	6.01	-50.09	Average	10	Pass
5925.0	-60.08	-59.67	-56.86	6.01	-50.85	Average	-27.0	Pass		

ANT0

Undesirable Emissions Measurement

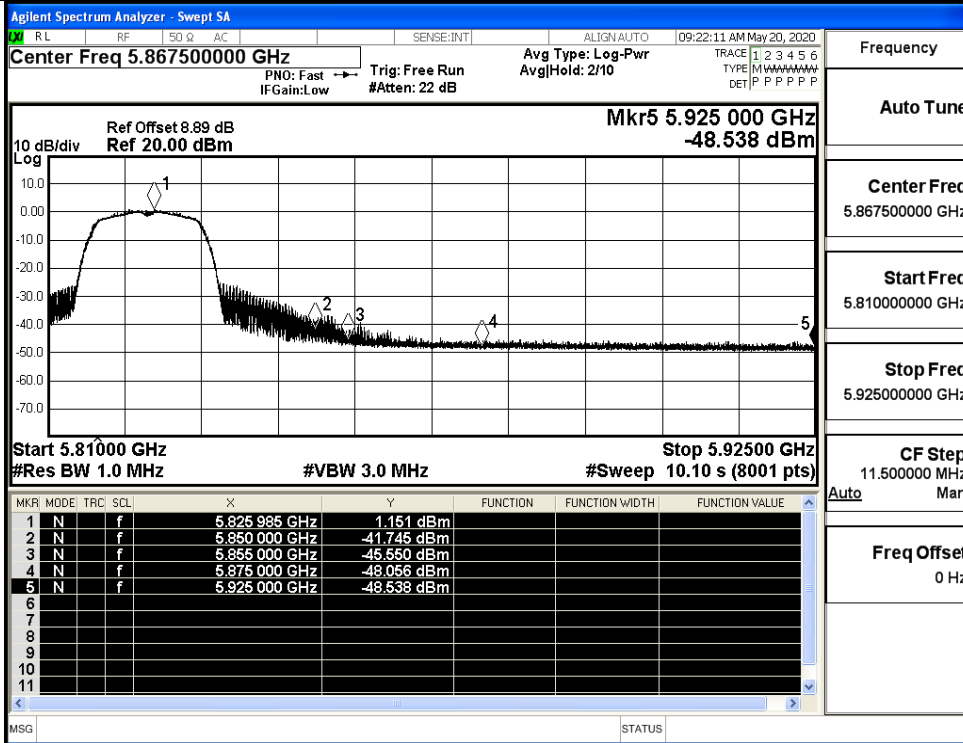


IEEE 802.11a / Channel 149 / 5745MHz / Peak

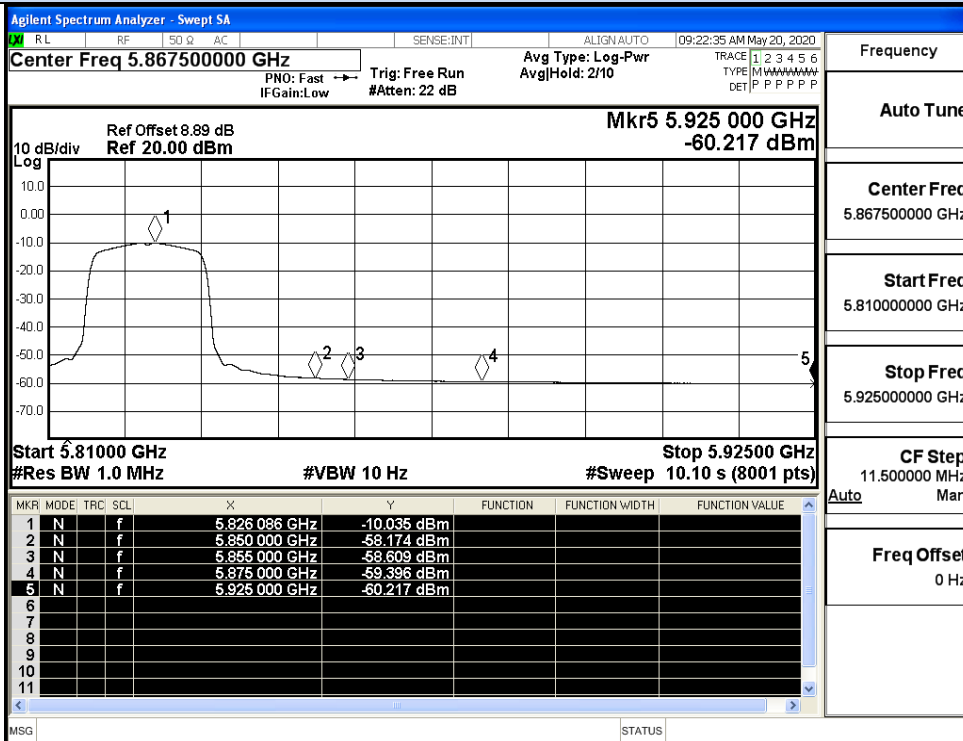


IEEE 802.11a / Channel 148 / 5745MHz / Average

Undesirable Emissions Measurement

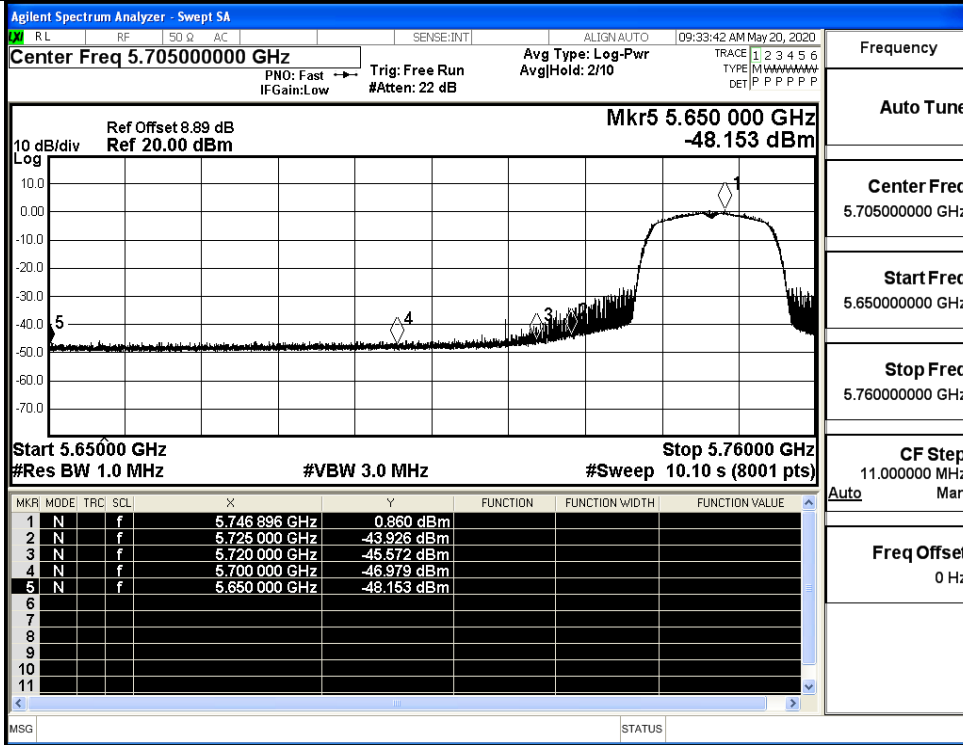


IEEE 802.11a / Channel 165 / 5825MHz / Peak

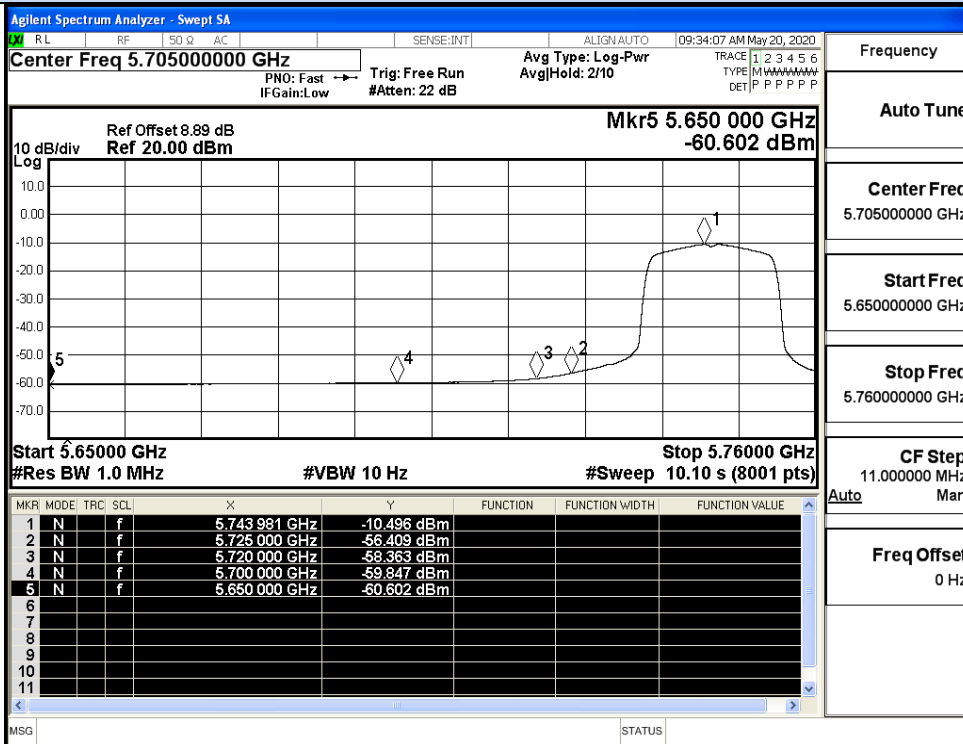


IEEE 802.11a / Channel 165 / 5825MHz / Average

Undesirable Emissions Measurement

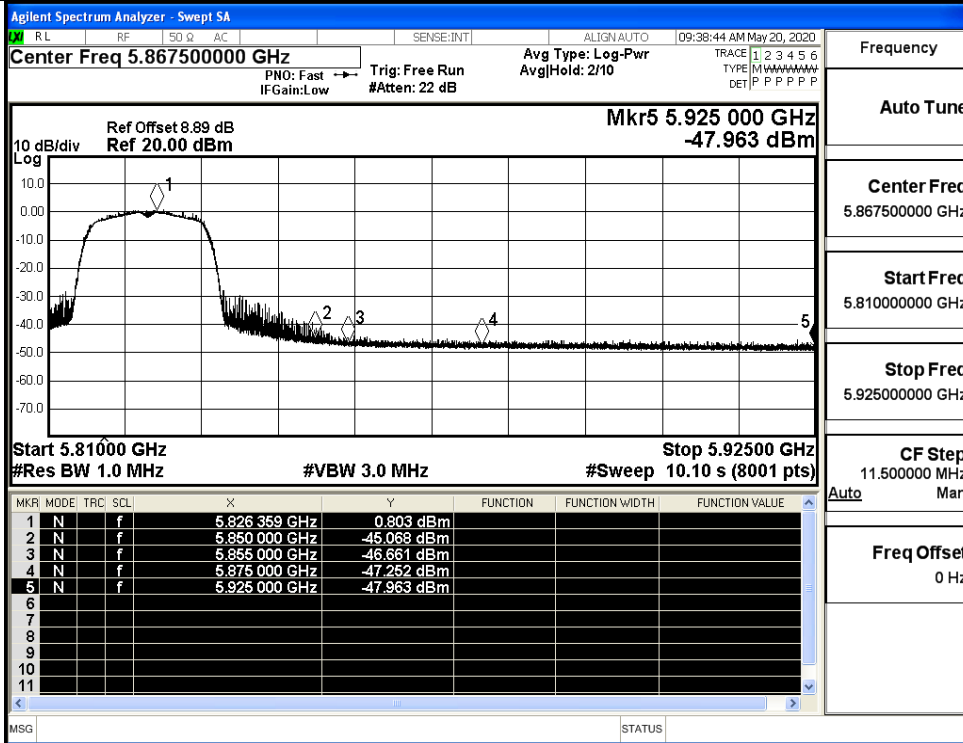


IEEE 802.11n20 / Channel 149 / 5745MHz / Peak

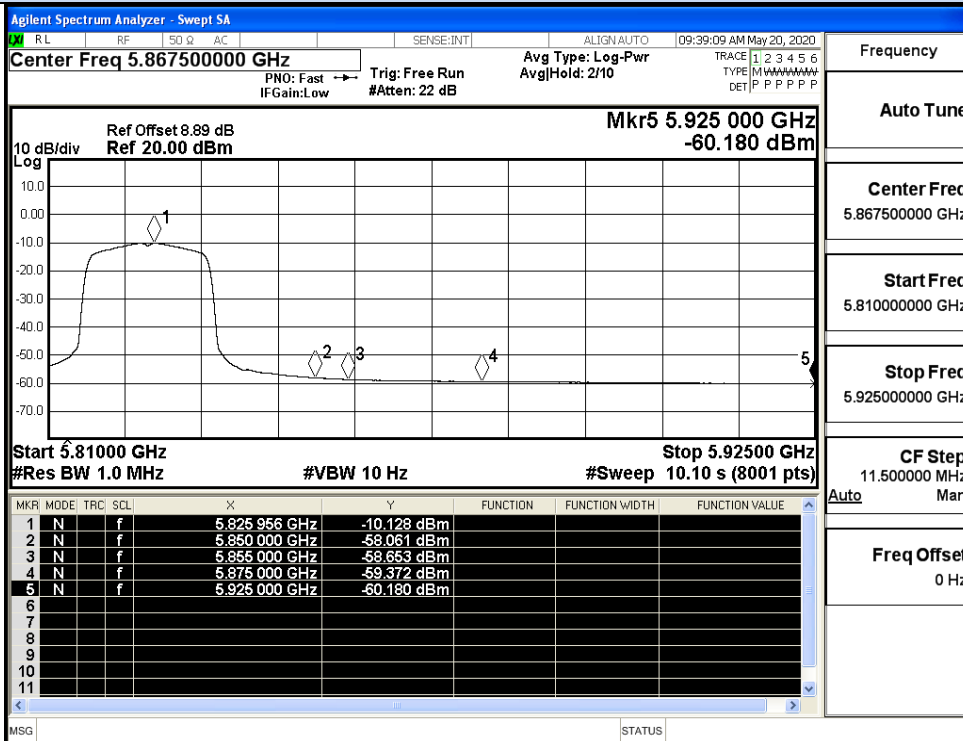


IEEE 802.11n20 / Channel 149 / 5745MHz / Average

Undesirable Emissions Measurement

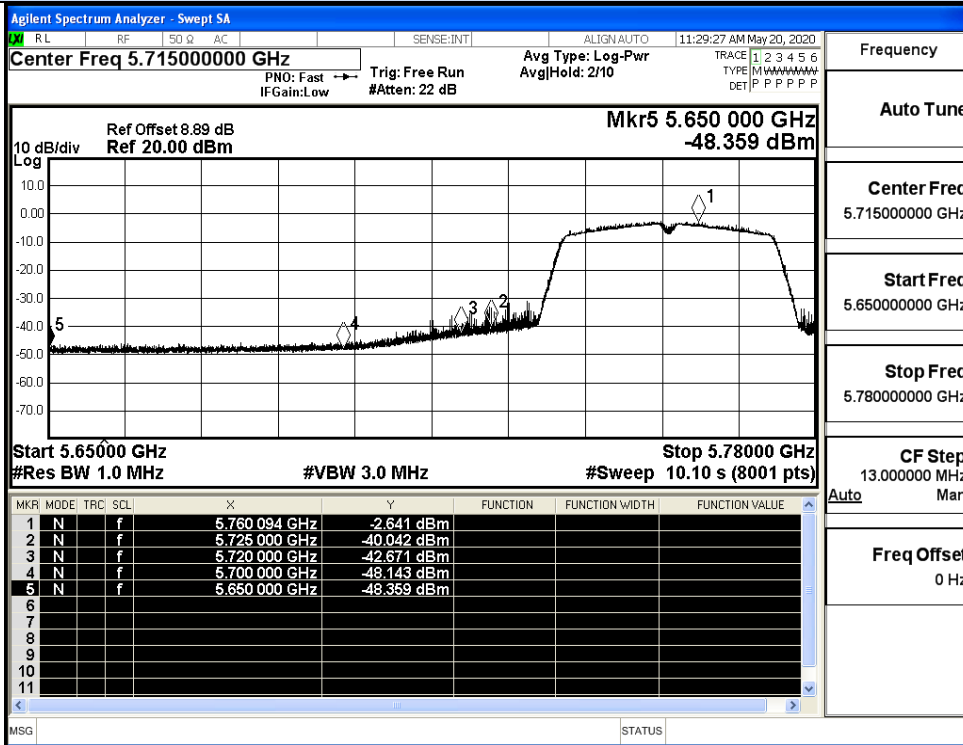


IEEE 802.11n20 / Channel 165 / 5825MHz / Peak

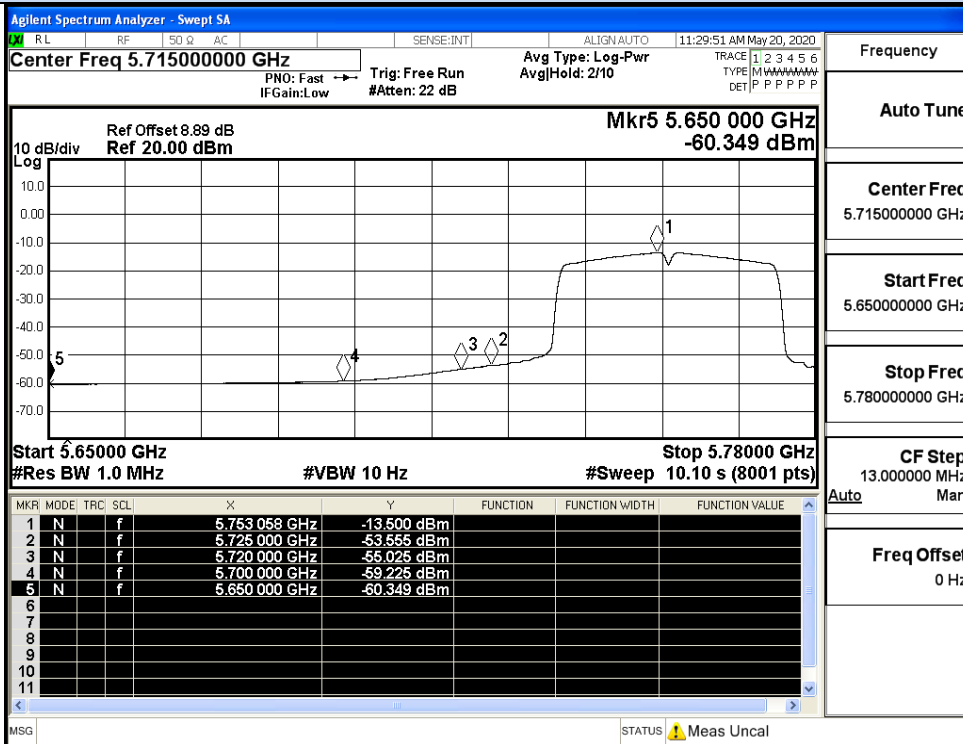


IEEE 802.11n20 / Channel 165 / 5825MHz / Average

Undesirable Emissions Measurement

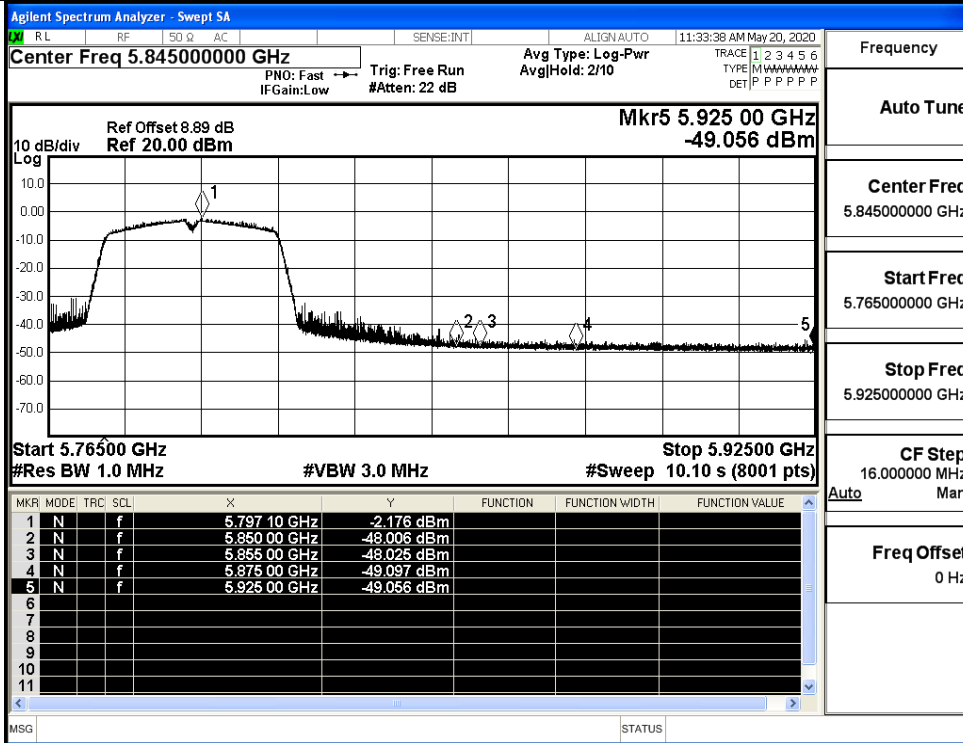


IEEE 802.11n40 / Channel 151 / 5755MHz / Peak

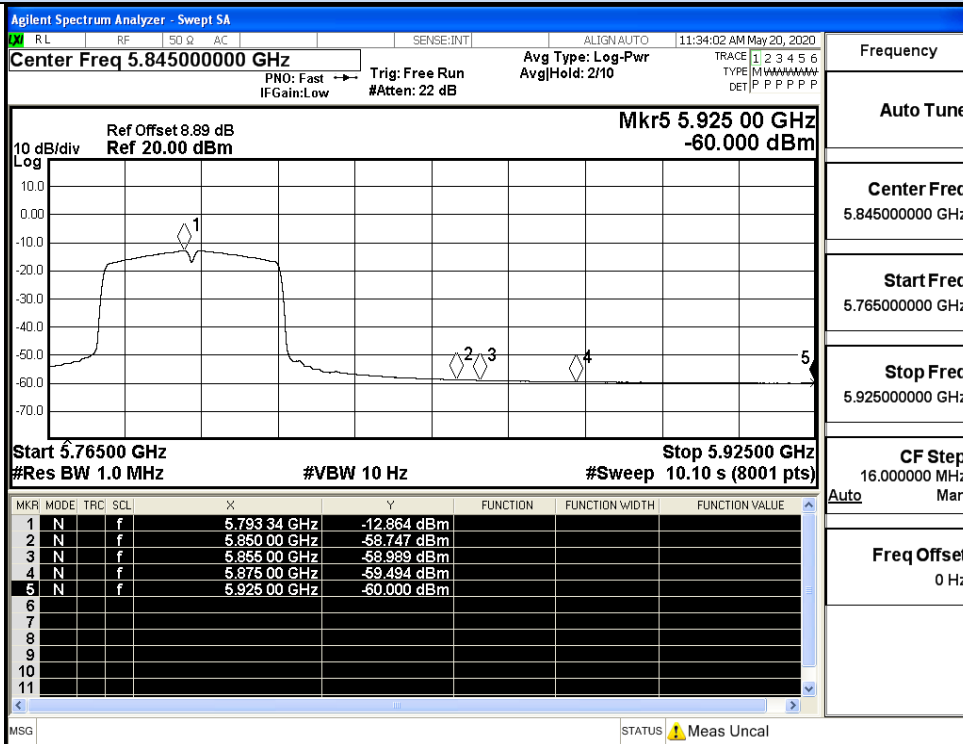


IEEE 802.11n40 / Channel 151 / 5755MHz / Average

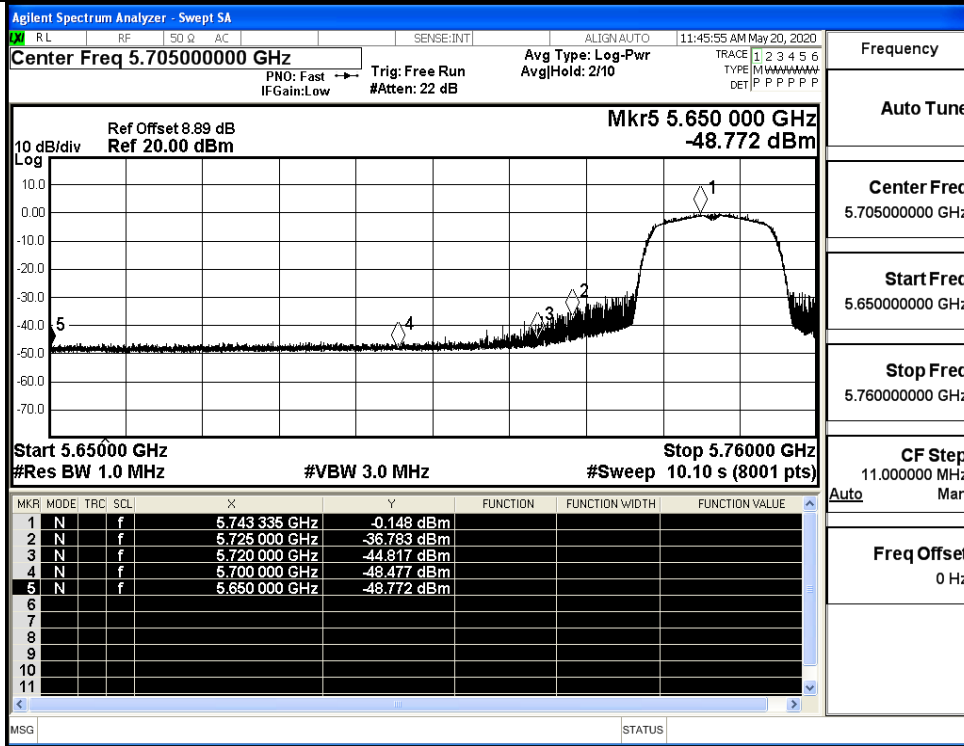
Undesirable Emissions Measurement



IEEE 802.11n40 / Channel 159 / 5795MHz / Peak

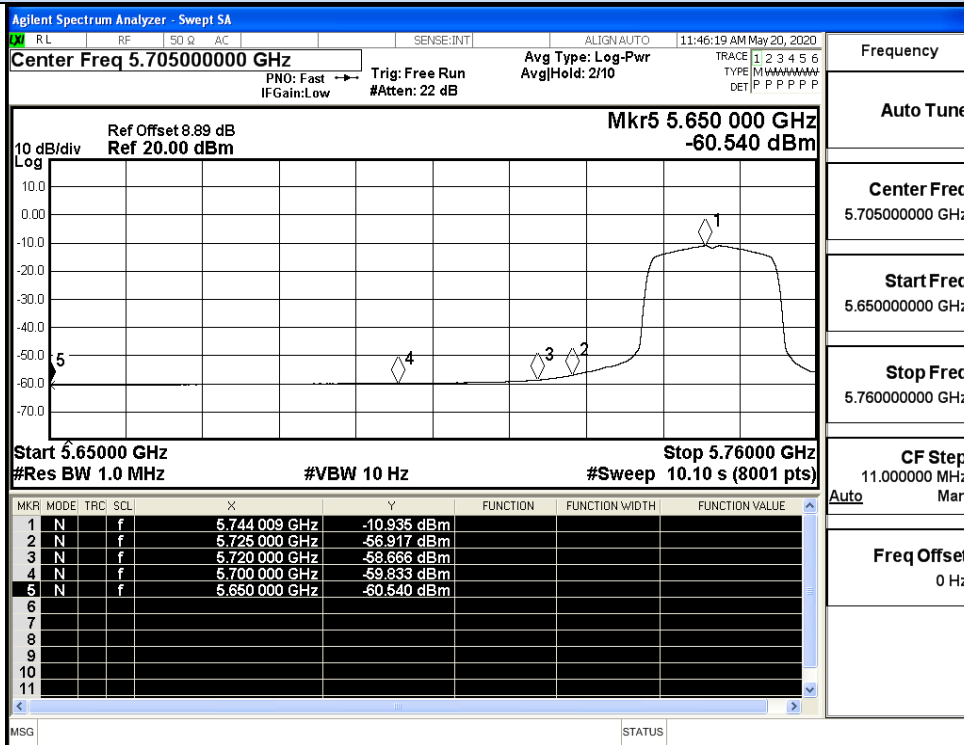


IEEE 802.11n40 / Channel 159 / 5795MHz / Average



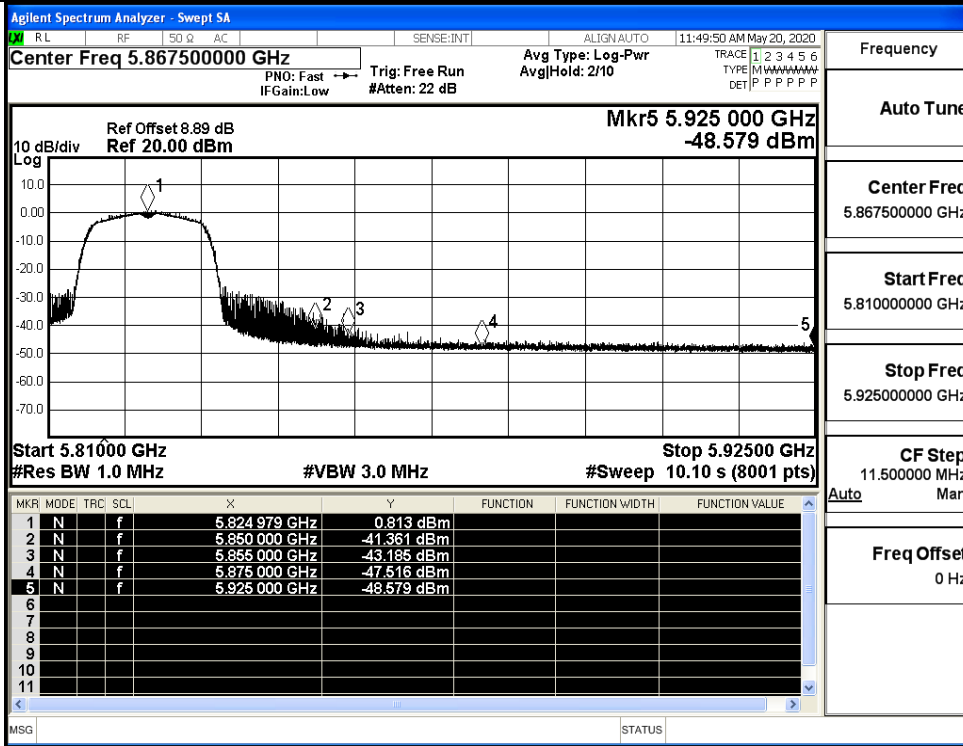
Frequency	
Auto Tune	
Center Freq	5.705000000 GHz
Start Freq	5.650000000 GHz
Stop Freq	5.760000000 GHz
CF Step	11.000000 MHz
Auto	Man
Freq Offset	0 Hz

IEEE 802.11ac20 / Channel 149 / 5745MHz / Peak

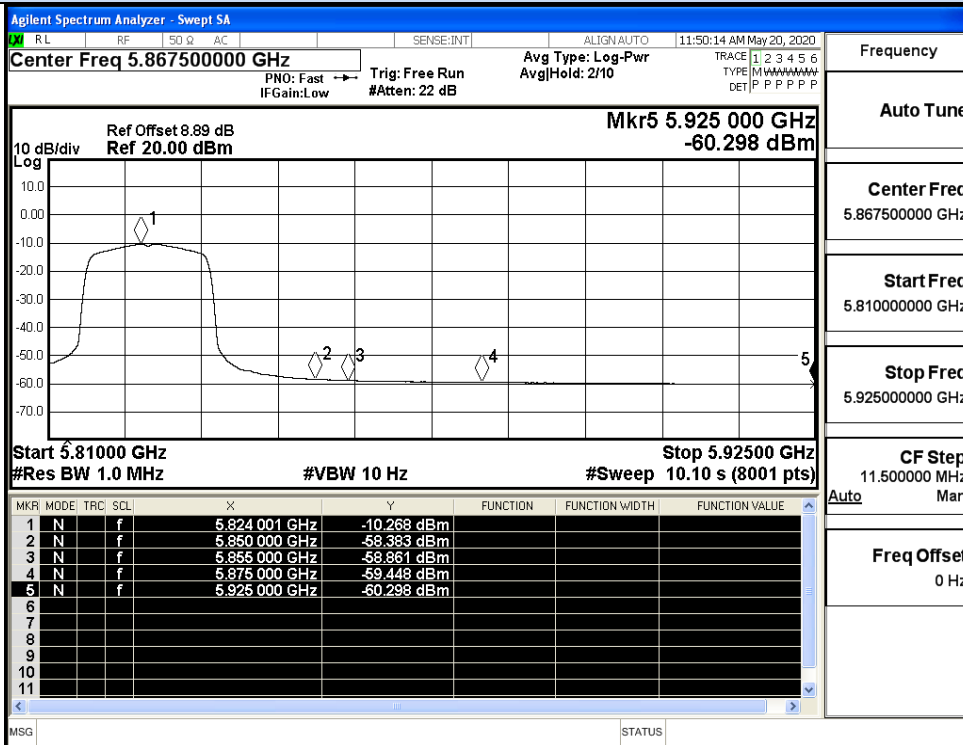


Frequency	
Auto Tune	
Center Freq	5.705000000 GHz
Start Freq	5.650000000 GHz
Stop Freq	5.760000000 GHz
CF Step	11.000000 MHz
Auto	Man
Freq Offset	0 Hz

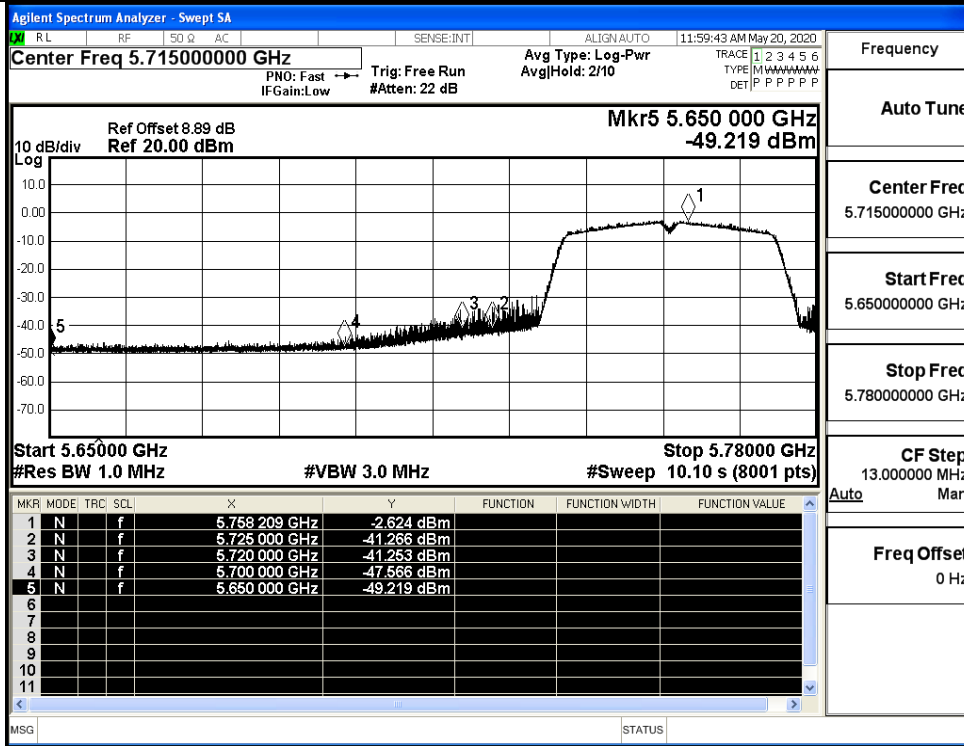
IEEE 802.11ac20 / Channel 149 / 5745MHz / Average



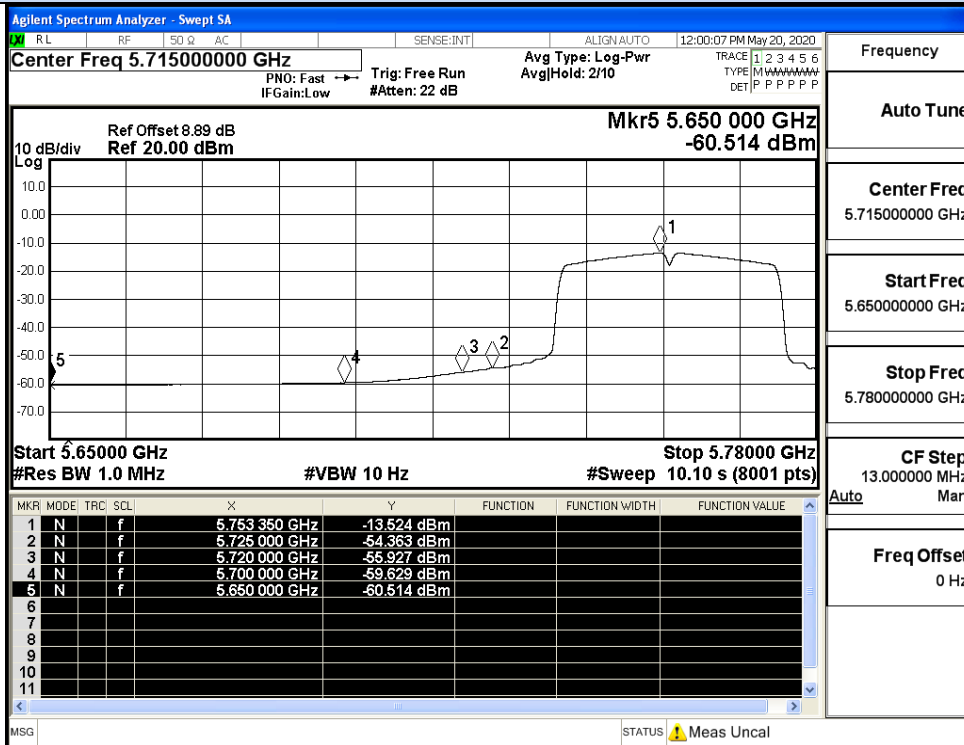
IEEE 802.11ac20 / Channel 165 / 5825MHz / Peak



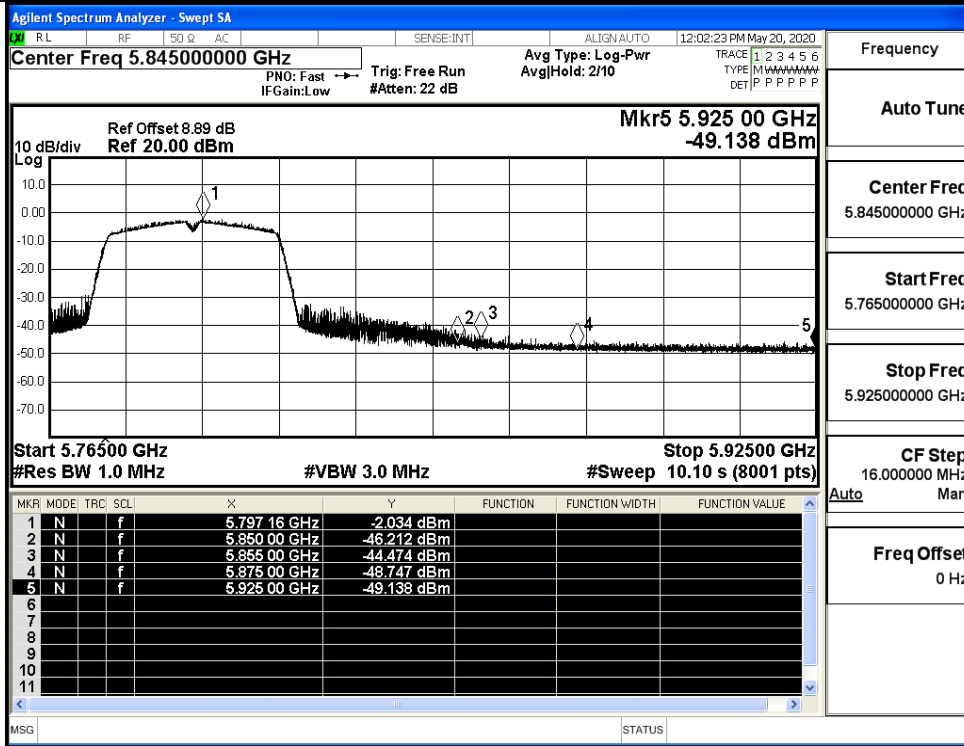
IEEE 802.11ac20 / Channel 165 / 5825MHz / Average



IEEE 802.11ac40 / Channel 151 / 5755MHz / Peak

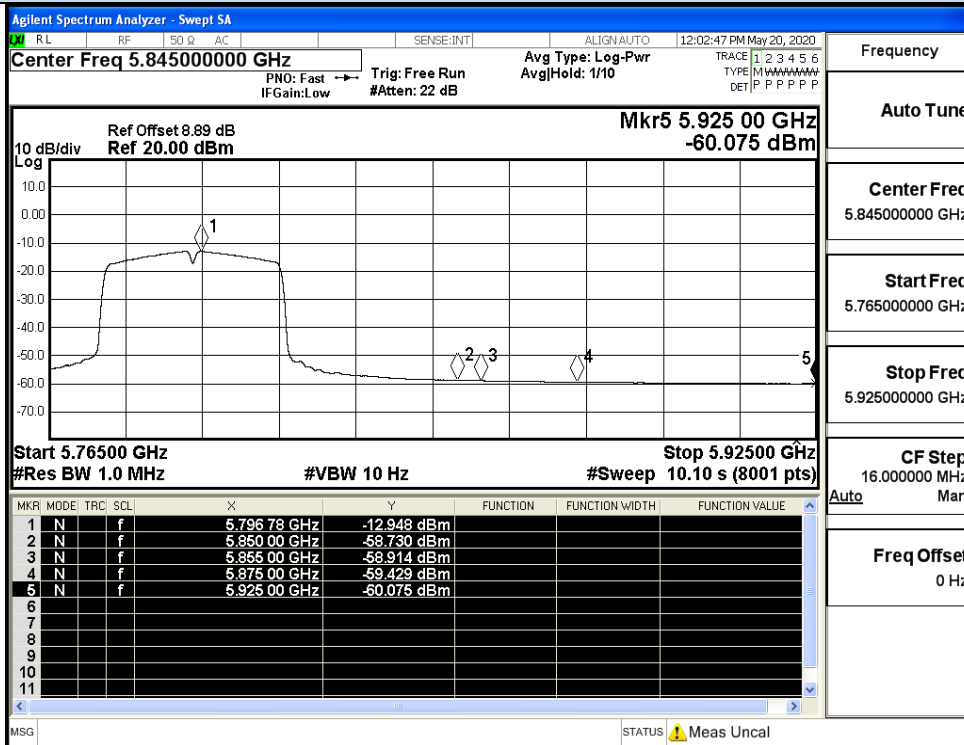


IEEE 802.11ac40 / Channel 151 / 5755MHz / Average



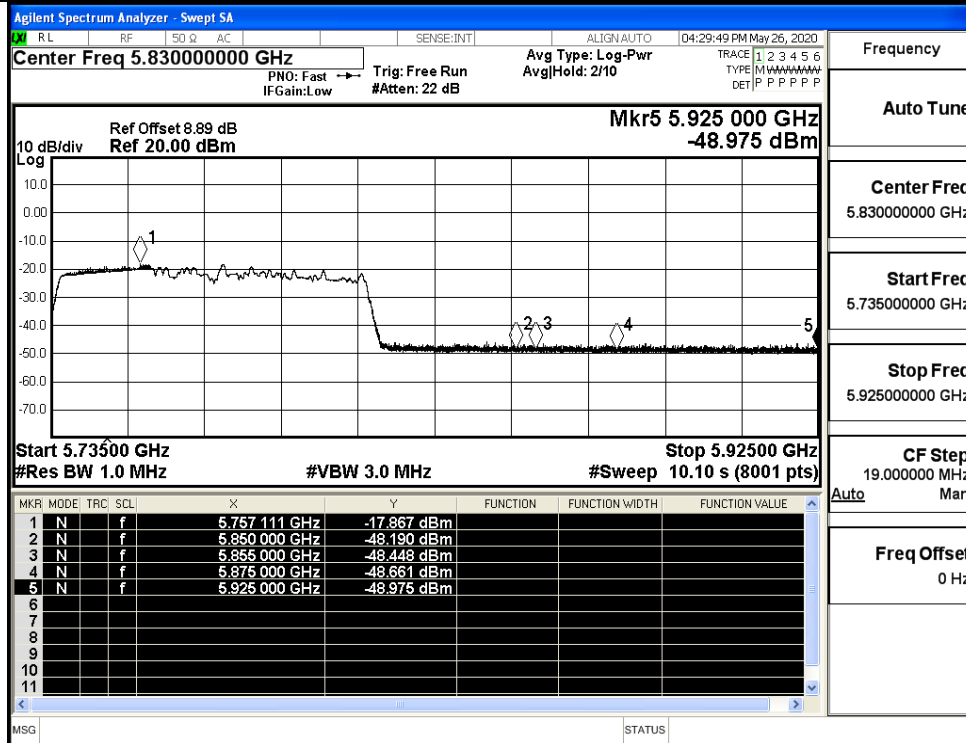
Frequency	
Auto Tune	
Center Freq	5.845000000 GHz
Start Freq	5.765000000 GHz
Stop Freq	5.925000000 GHz
CF Step	16.000000 MHz
Auto	Man
Freq Offset	0 Hz

IEEE 802.11ac40 / Channel 159 / 5795MHz / Peak

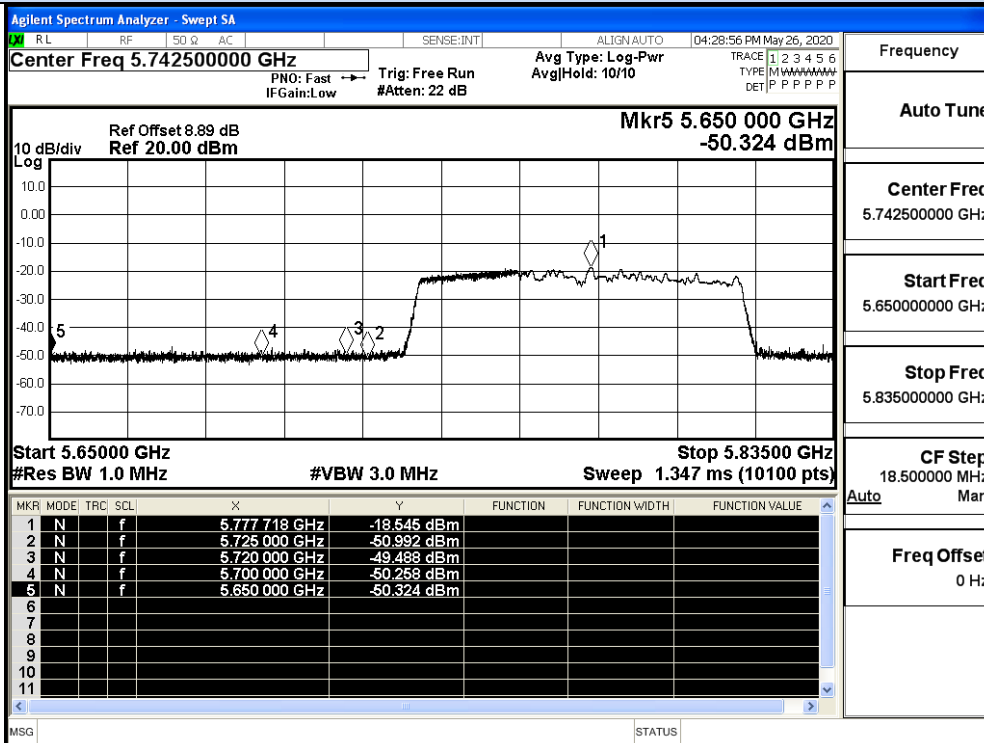


Frequency	
Auto Tune	
Center Freq	5.845000000 GHz
Start Freq	5.765000000 GHz
Stop Freq	5.925000000 GHz
CF Step	16.000000 MHz
Auto	Man
Freq Offset	0 Hz

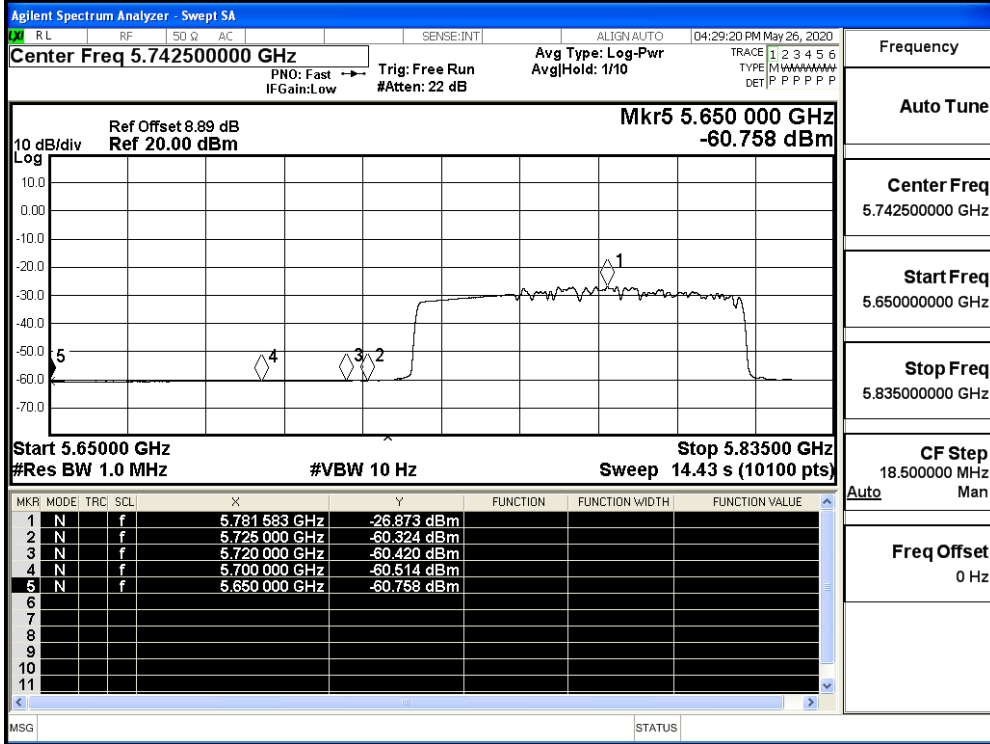
IEEE 802.11ac40 / Channel 159 / 5795MHz / Average



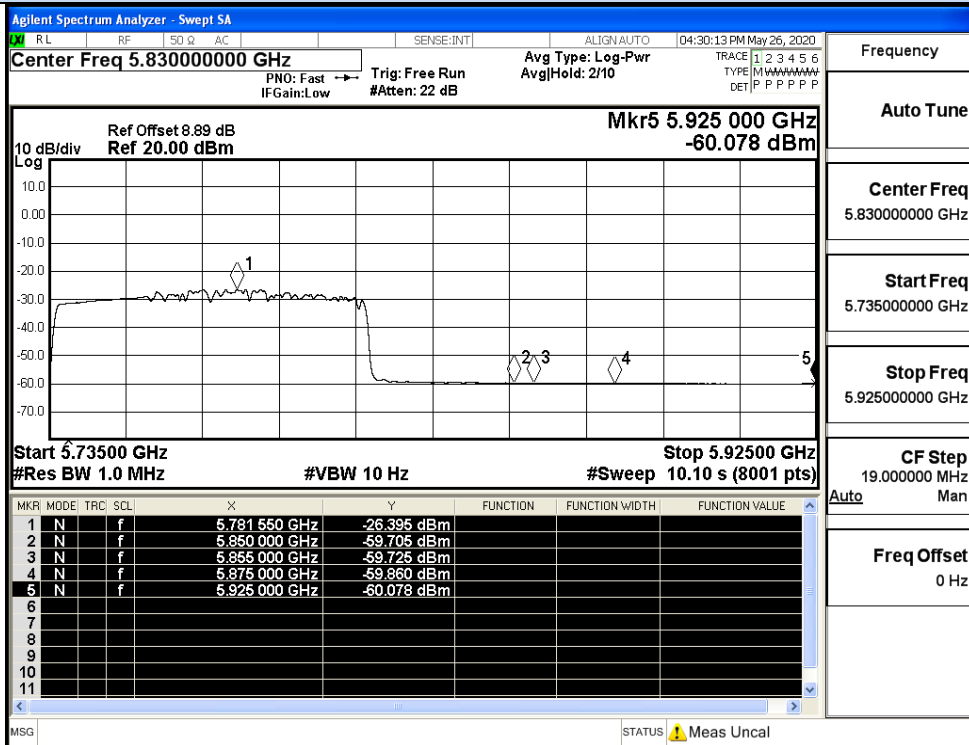
IEEE 802.11ac80 / Channel 155 / 5775MHz / Peak



IEEE 802.11ac80 / Channel 155 / 5775MHz / Average



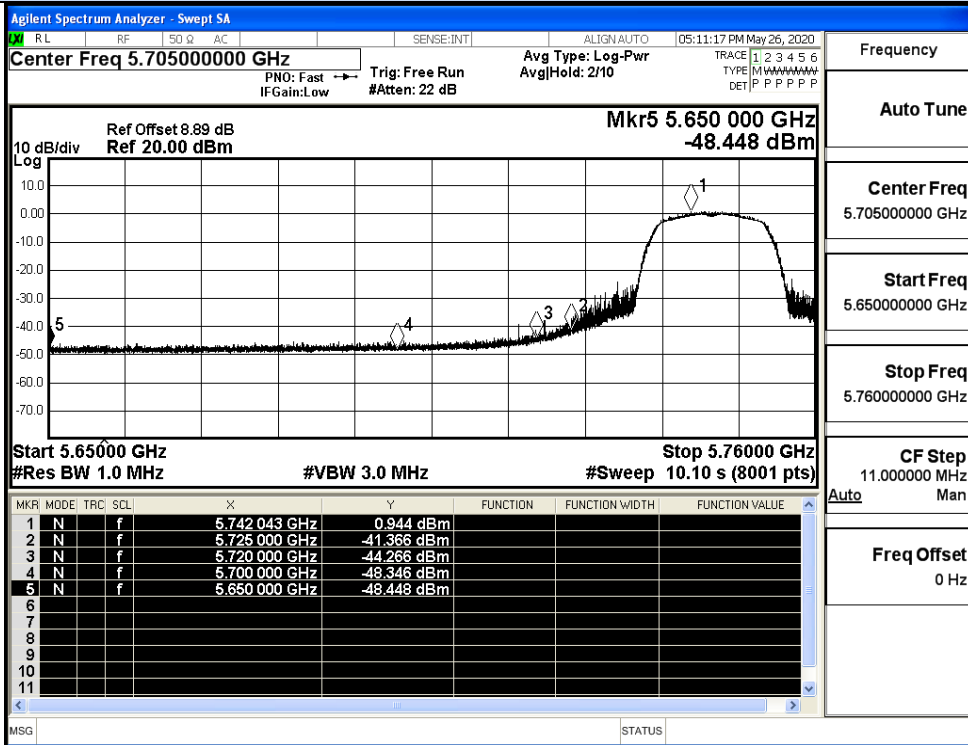
IEEE 802.11ac80 / Channel 155/ 5775MHz / Peak



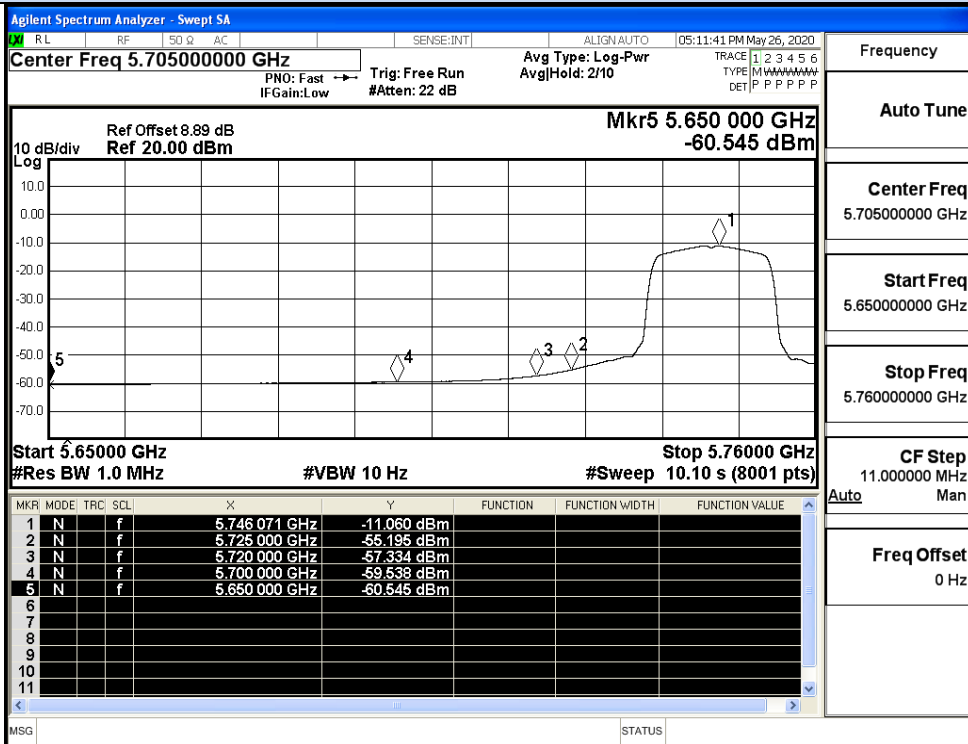
IEEE 802.11ac80 / Channel 155 / 5775MHz / Average

Ant1

Undesirable Emissions Measurement

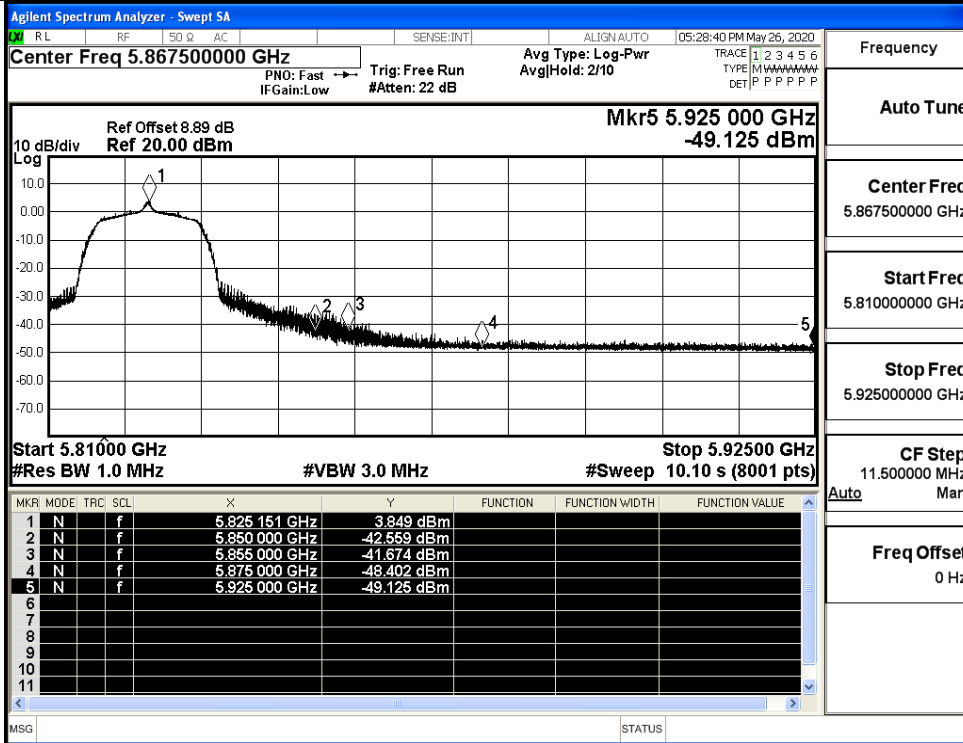


IEEE 802.11a / Channel 149 / 5745MHz / Peak

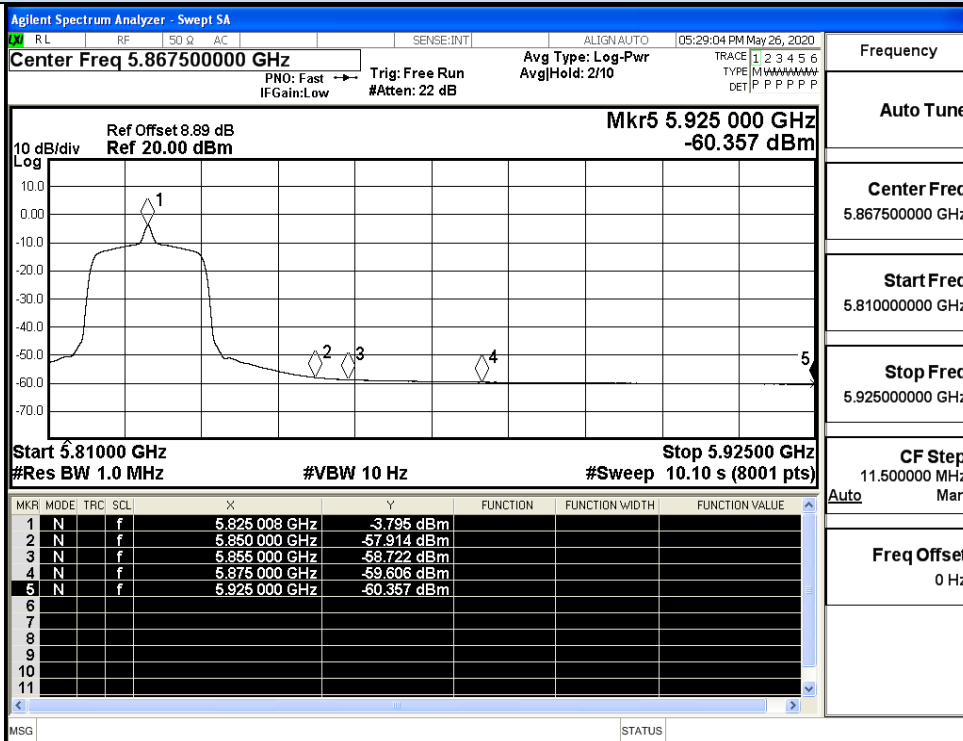


IEEE 802.11a / Channel 148 / 5745MHz / Average

Undesirable Emissions Measurement

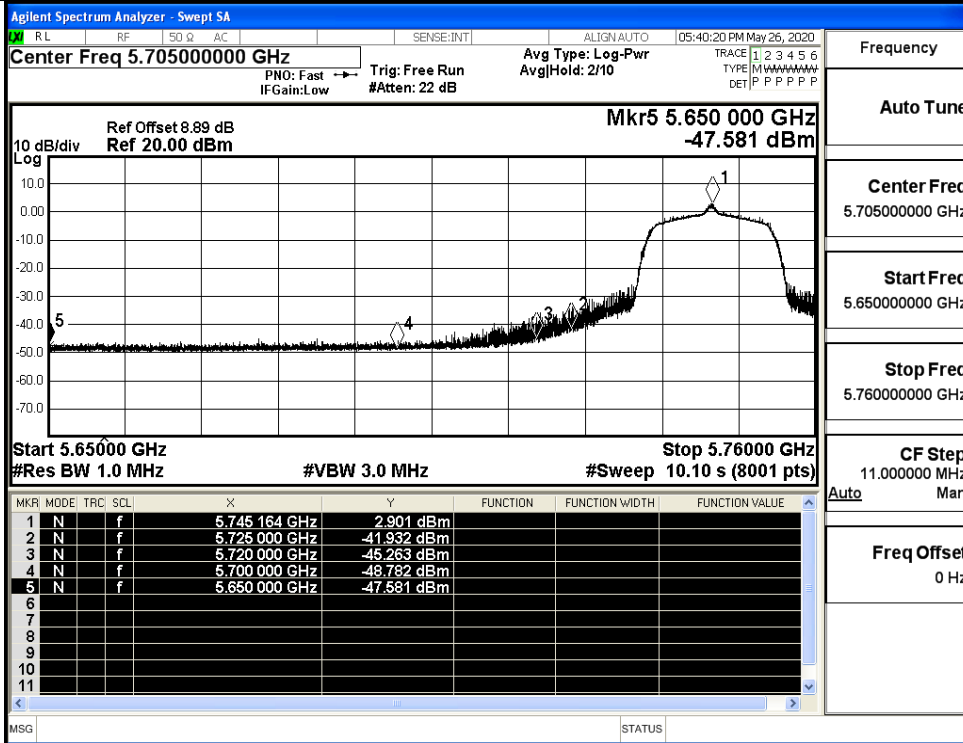


IEEE 802.11a / Channel 165 / 5825MHz / Peak

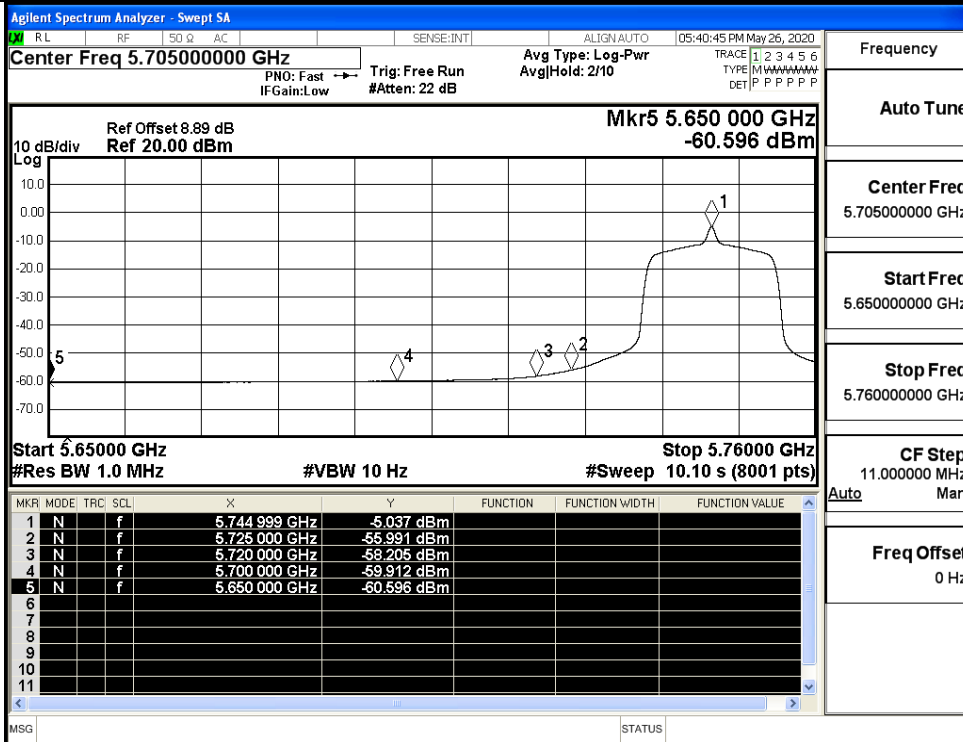


IEEE 802.11a / Channel 165 / 5825MHz / Average

Undesirable Emissions Measurement

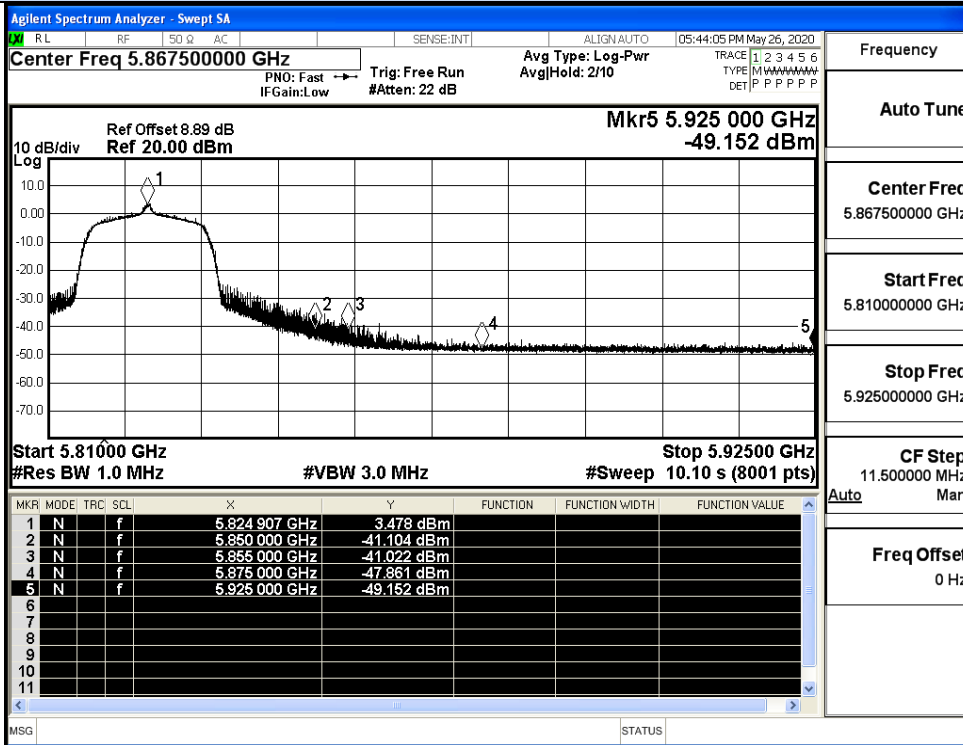


IEEE 802.11n20 / Channel 149 / 5745MHz / Peak

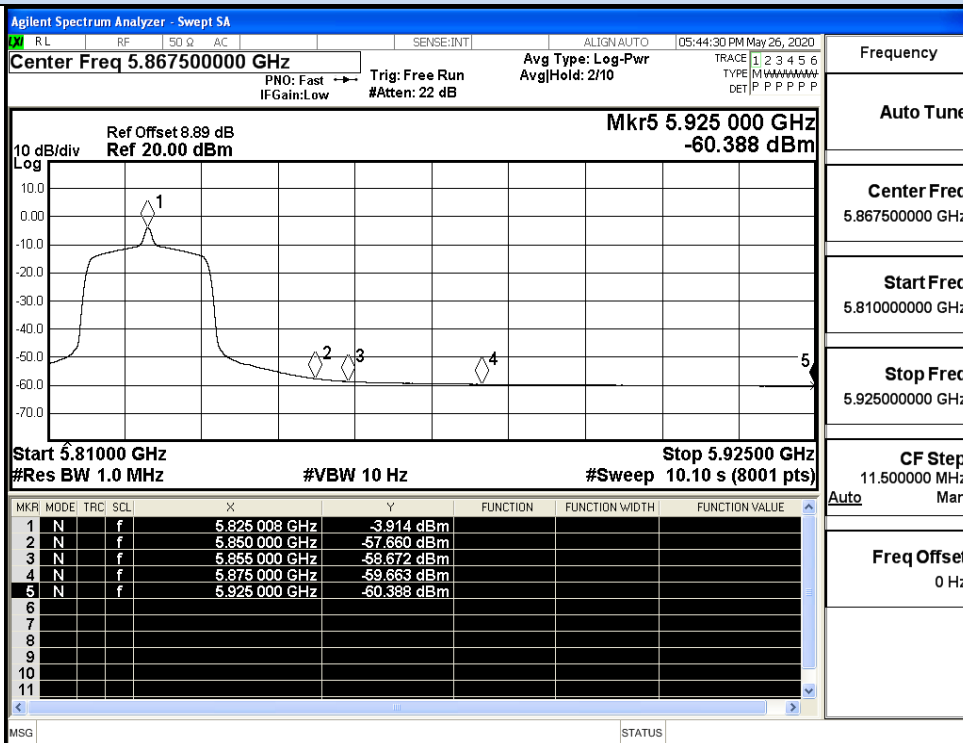


IEEE 802.11n20 / Channel 149 / 5745MHz / Average

Undesirable Emissions Measurement

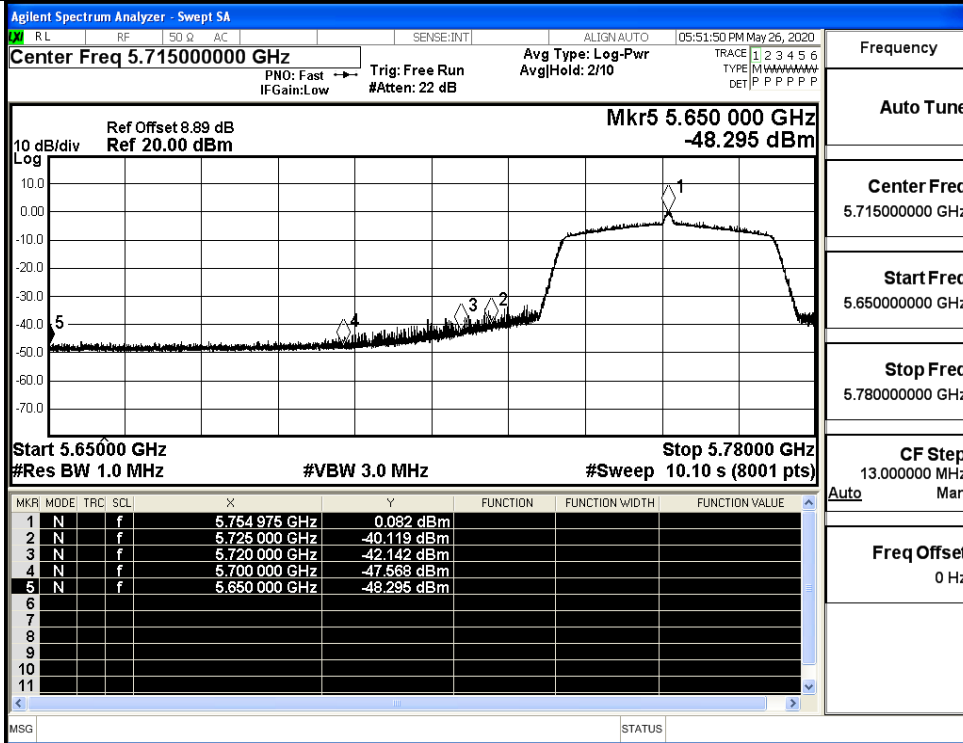


IEEE 802.11n20 / Channel 165 / 5825MHz / Peak

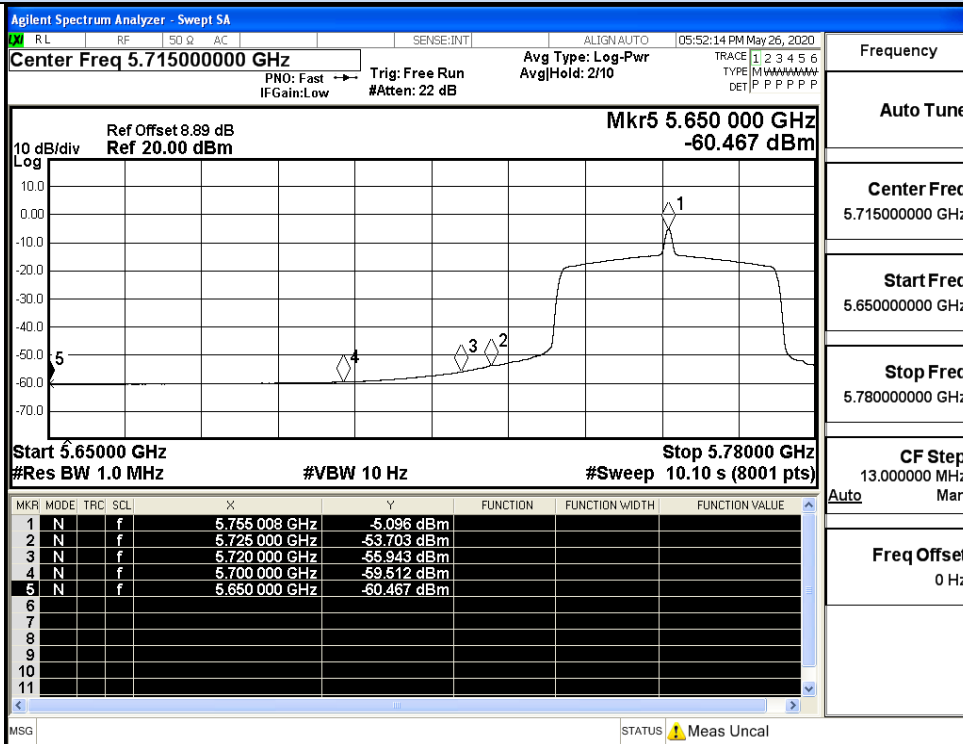


IEEE 802.11n20 / Channel 165 / 5825MHz / Average

Undesirable Emissions Measurement

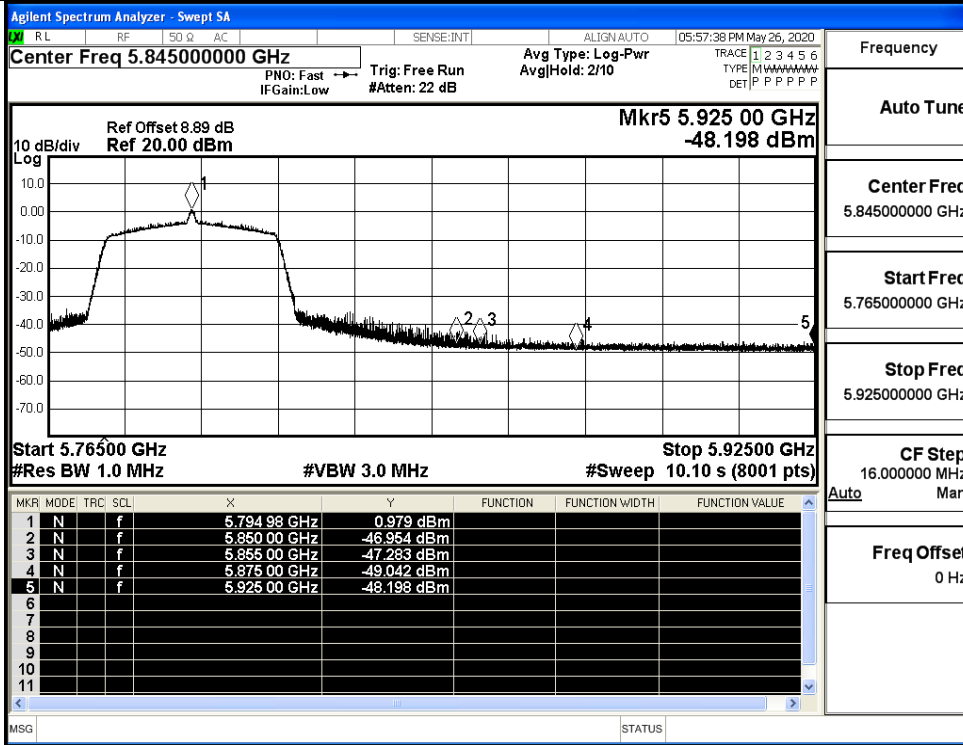


IEEE 802.11n40 / Channel 151 / 5755MHz / Peak

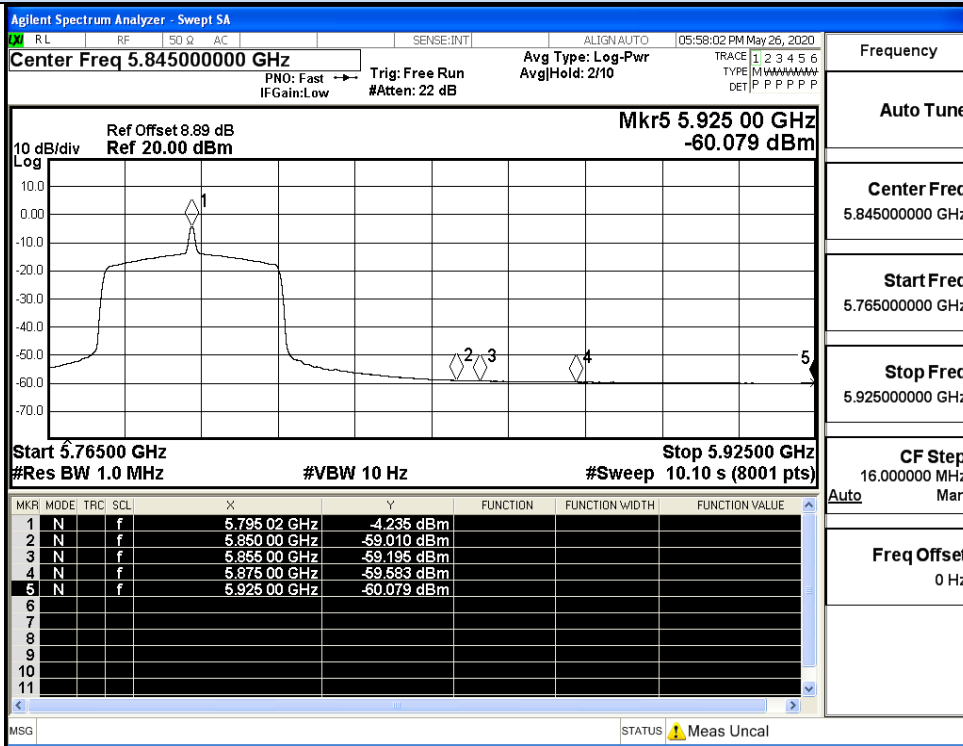


IEEE 802.11n40 / Channel 151 / 5755MHz / Average

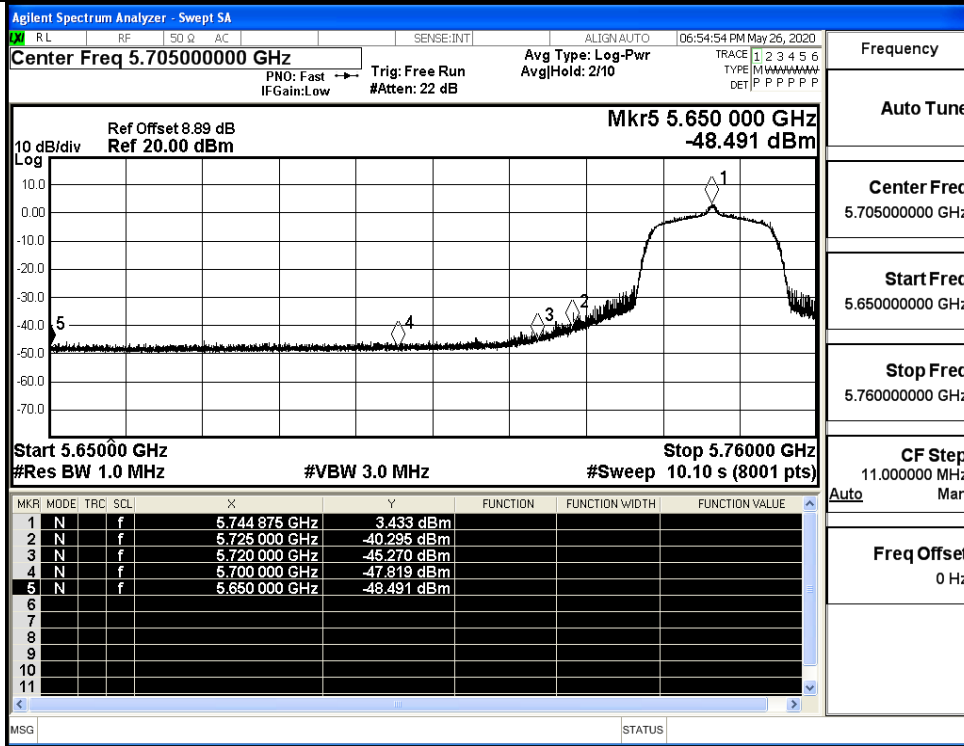
Undesirable Emissions Measurement



IEEE 802.11n40 / Channel 159 / 5795MHz / Peak

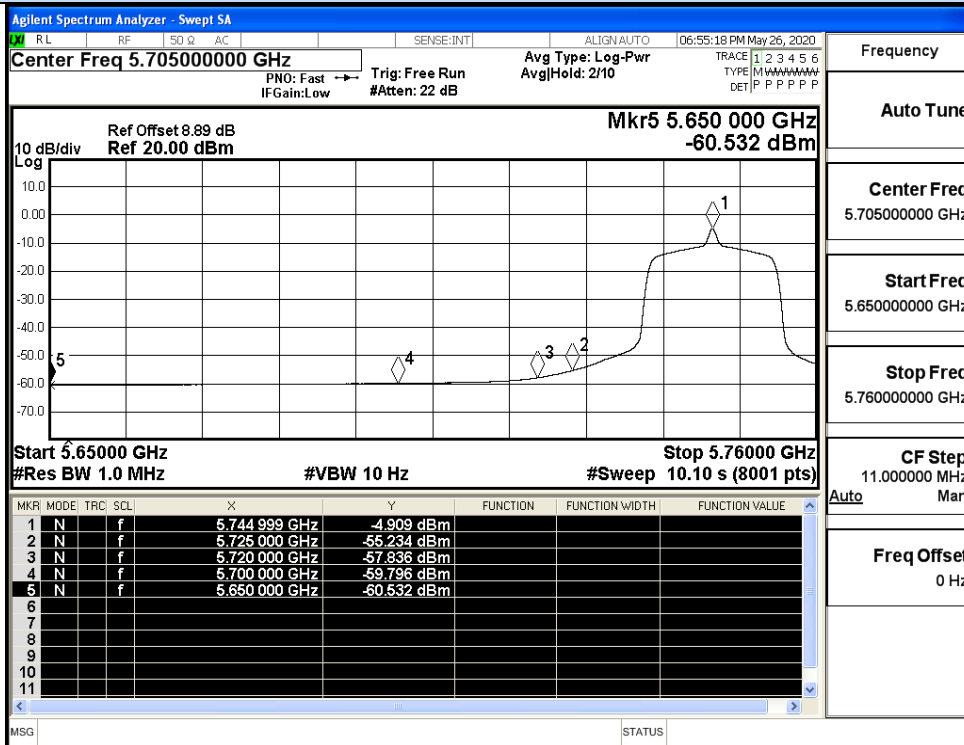


IEEE 802.11n40 / Channel 159 / 5795MHz / Average



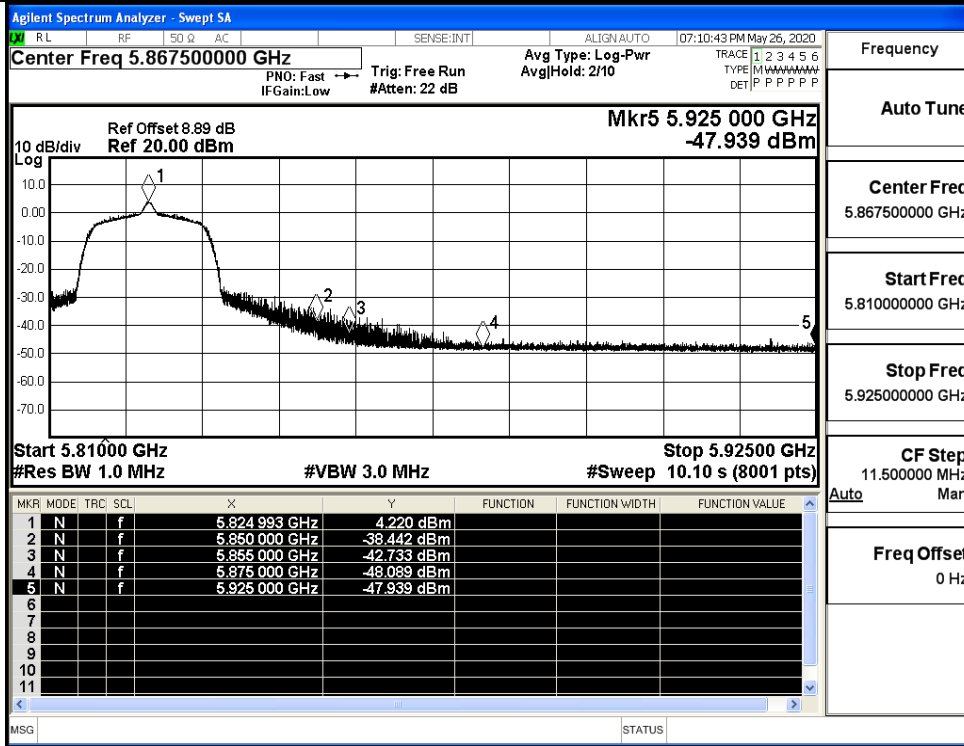
Frequency	
Auto Tune	
Center Freq	5.705000000 GHz
Start Freq	5.650000000 GHz
Stop Freq	5.760000000 GHz
CF Step	11.000000 MHz
Auto	Man
Freq Offset	0 Hz

IEEE 802.11ac20 / Channel 149 / 5745MHz / Peak



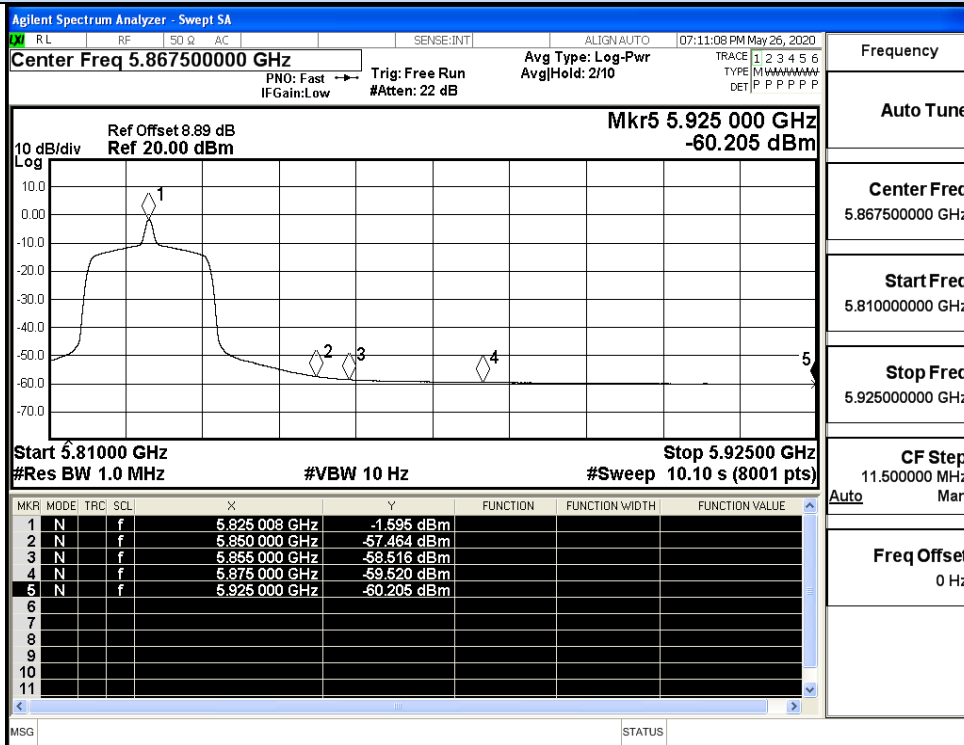
Frequency	
Auto Tune	
Center Freq	5.705000000 GHz
Start Freq	5.650000000 GHz
Stop Freq	5.760000000 GHz
CF Step	11.000000 MHz
Auto	Man
Freq Offset	0 Hz

IEEE 802.11ac20 / Channel 149 / 5745MHz / Average



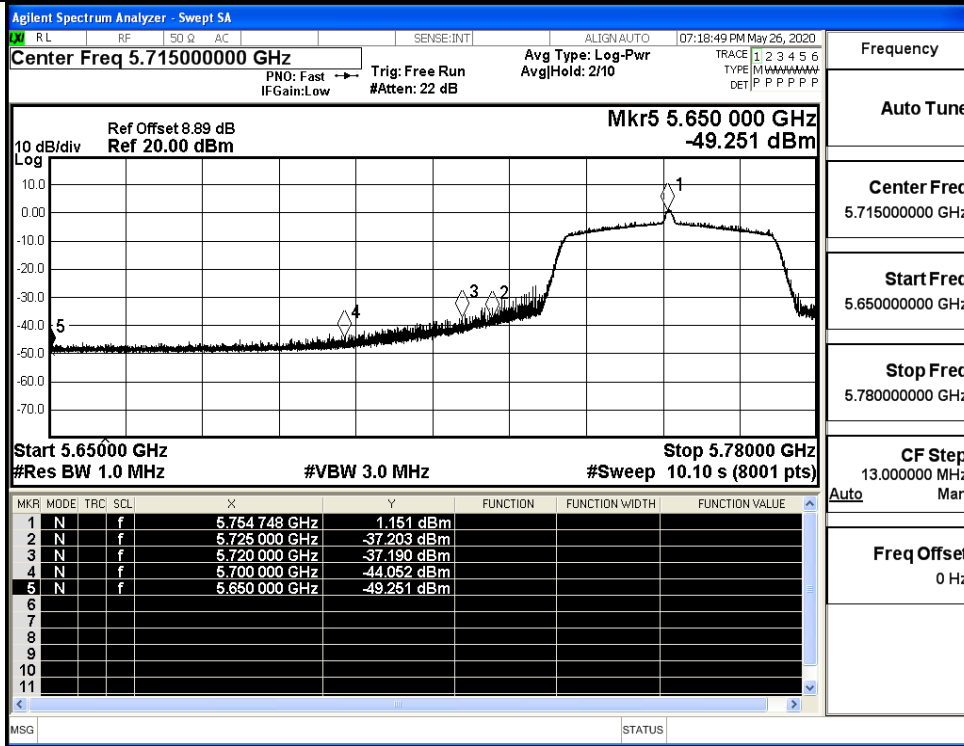
Frequency	5.867500000 GHz
Auto Tune	
Center Freq	5.867500000 GHz
Start Freq	5.810000000 GHz
Stop Freq	5.925000000 GHz
CF Step	11.500000 MHz
Auto	Man
Freq Offset	0 Hz

IEEE 802.11ac20 / Channel 165 / 5825MHz / Peak

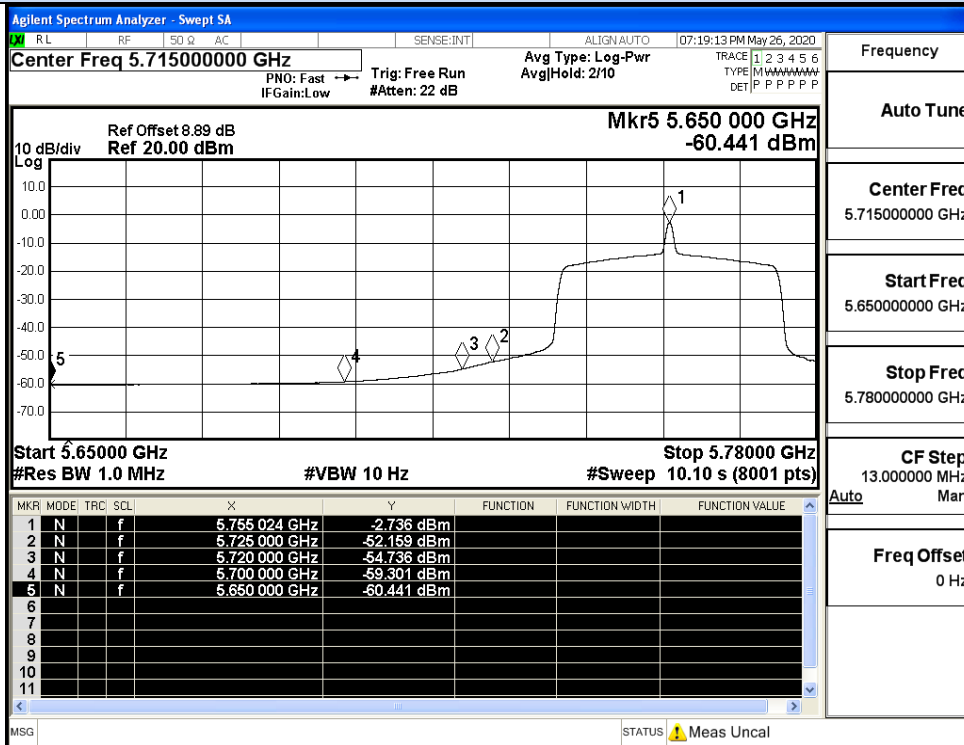


Frequency	5.867500000 GHz
Auto Tune	
Center Freq	5.867500000 GHz
Start Freq	5.810000000 GHz
Stop Freq	5.925000000 GHz
CF Step	11.500000 MHz
Auto	Man
Freq Offset	0 Hz

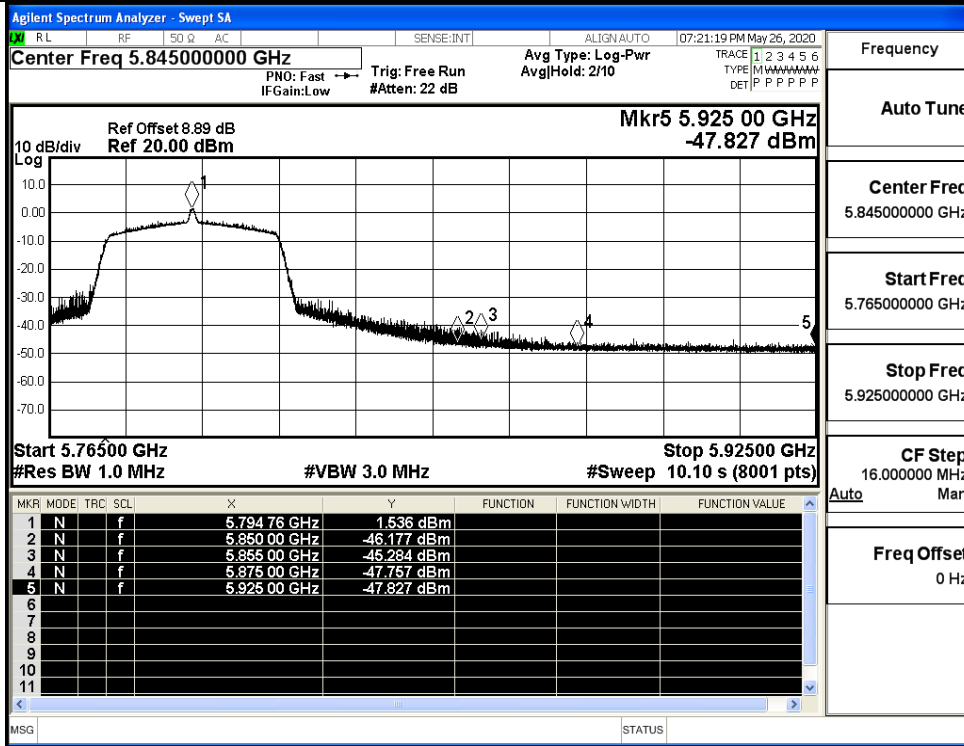
IEEE 802.11ac20 / Channel 165 / 5825MHz / Average



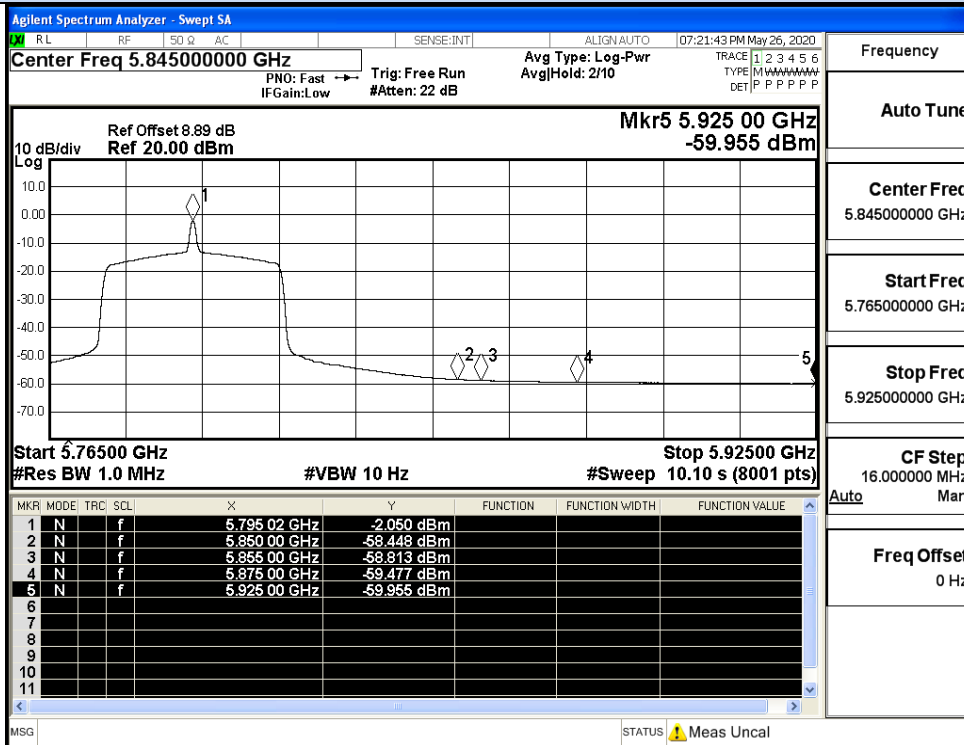
IEEE 802.11ac40 / Channel 151 / 5755MHz / Peak



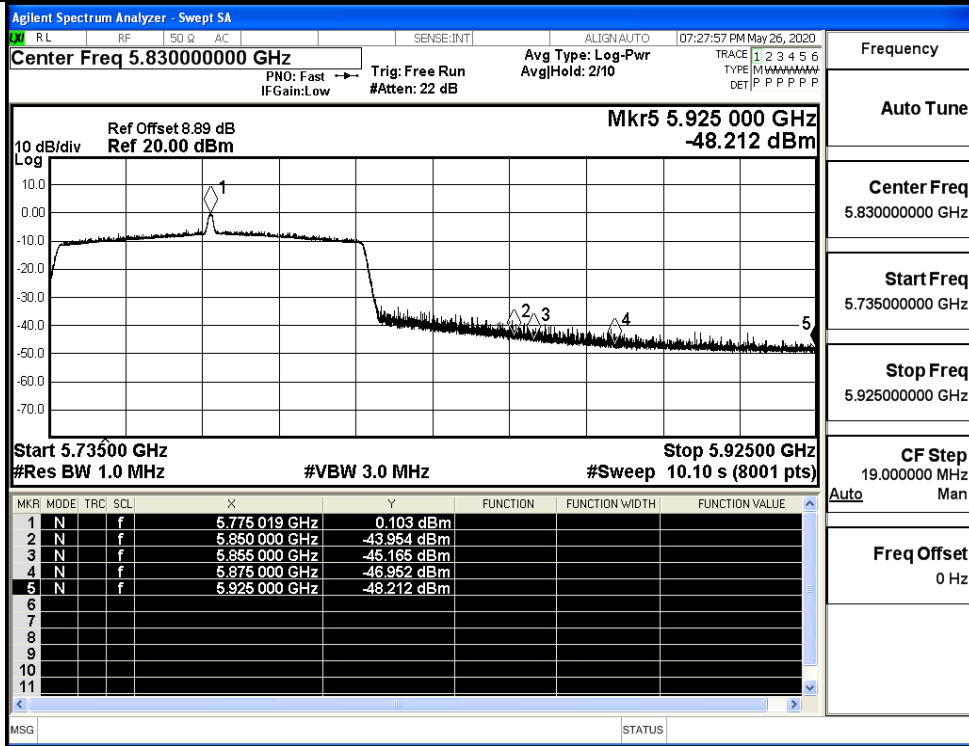
IEEE 802.11ac40 / Channel 151 / 5755MHz / Average



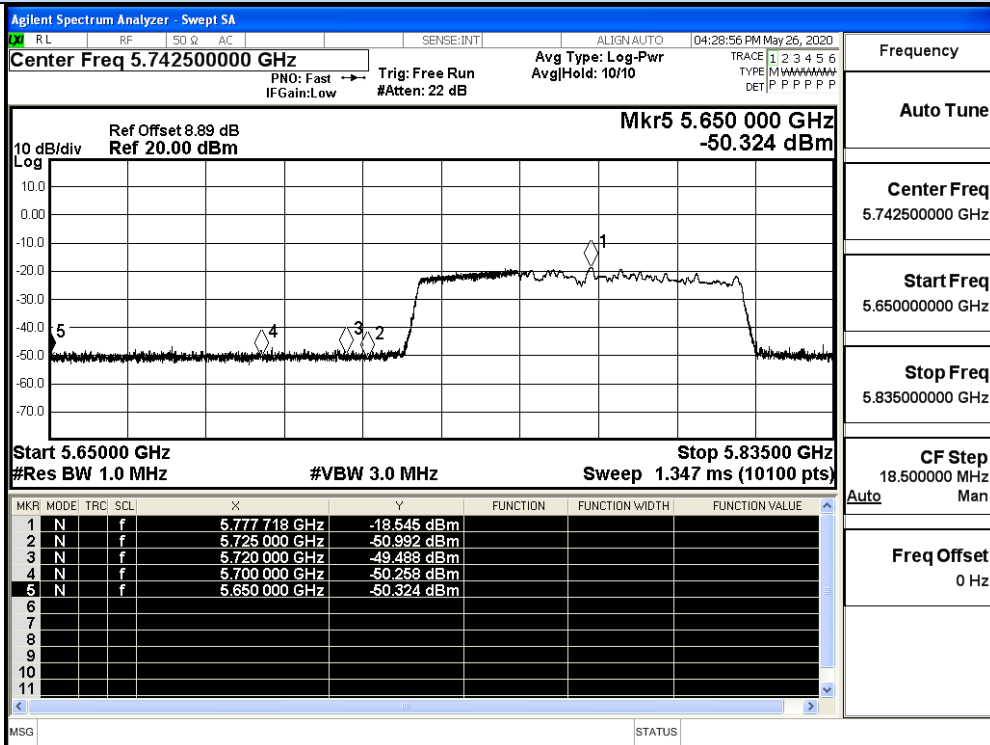
IEEE 802.11ac40 / Channel 159 / 5795MHz / Peak



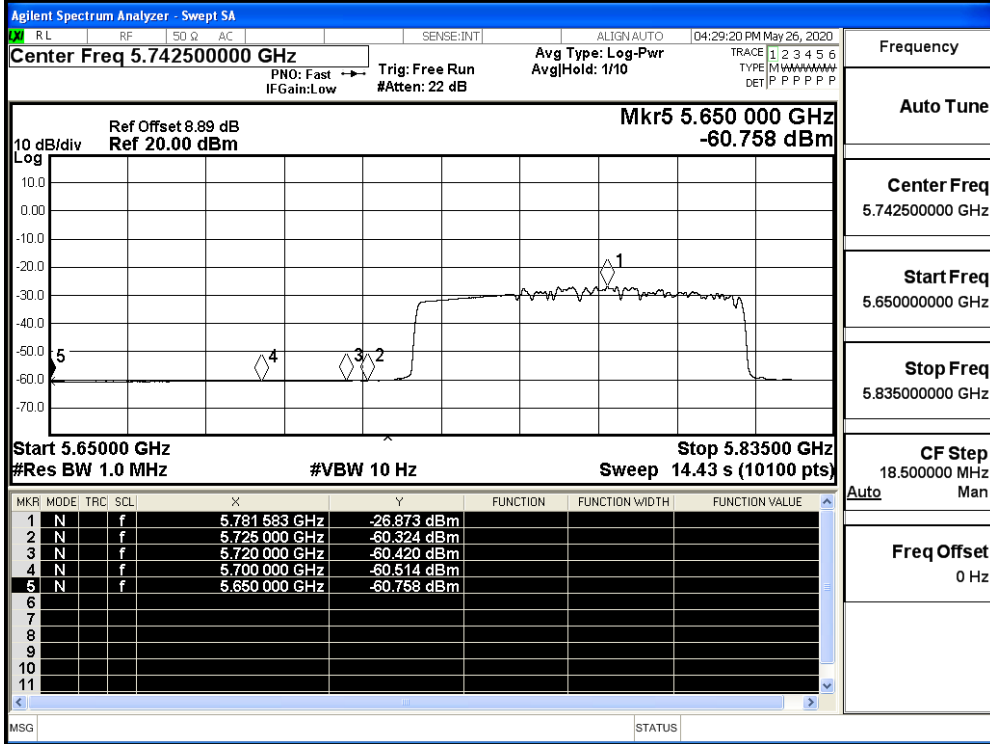
IEEE 802.11ac40 / Channel 159 / 5795MHz / Average



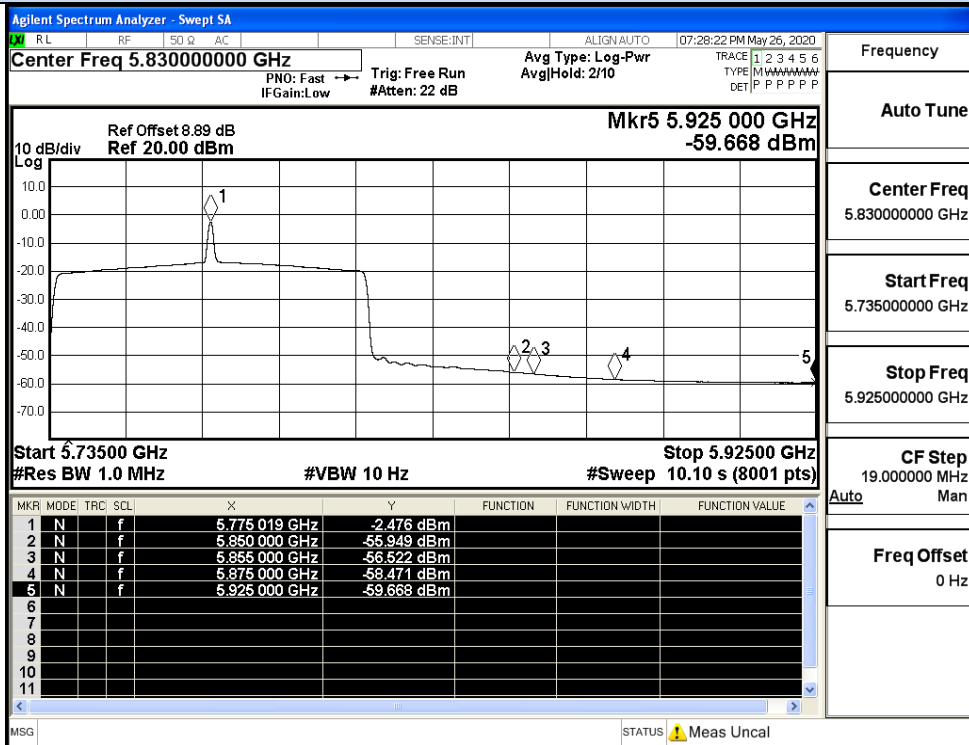
IEEE 802.11ac80 / Channel 155 / 5775MHz / Peak



IEEE 802.11ac80 / Channel 155 / 5775MHz / Average



IEEE 802.11ac80 / Channel 155/ 5775MHz / Peak



IEEE 802.11ac80 / Channel 155 / 5775MHz / Average