

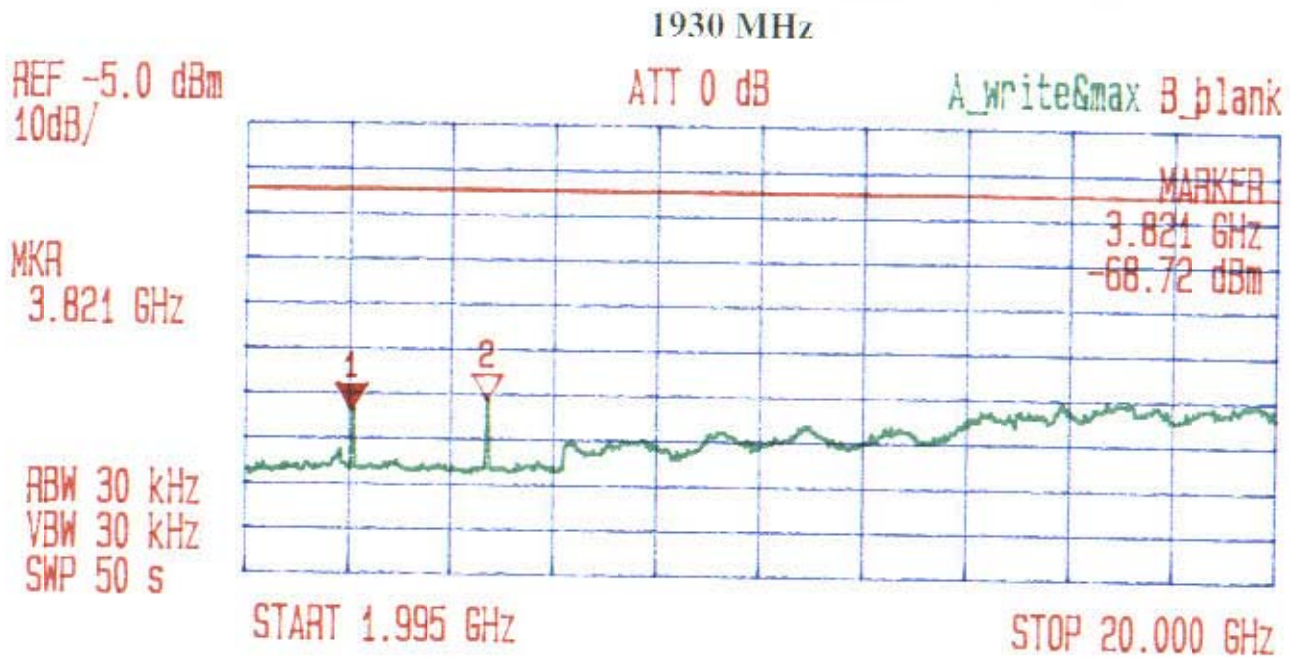


**UltraTech**  
Engineering Labs Inc.

KAVAL WIRELESS TECHNOLOGIES INC.  
SATELLINK RF - FIBER INTERFACE MODULES, MODEL LNKFIB-R01  
Spurious Emissions @ PCS 1930 - 1990 MHz Output with 2 RF Input Signals  
RF In / Out Frequencies 1930 & 1930.05 MHz

Date: May 13 2001  
Tested by: Hung Trinh

*Plot # 4!*



\*\*\* Multi Marker List \*\*\*

No. 1:	3.821 GHz	-68.72 dBm	A
No. 2:	6.213 GHz	-66.25 dBm	A
No. 3:			
No. 4:			
No. 5:			
No. 6:			
No. 7:			
No. 8:			
Δ:			

Plot #42

1930 MHz

Sun May 13 10:34:59 2001

REF 35.0 dBm  
10dB/

ATT 40 dB

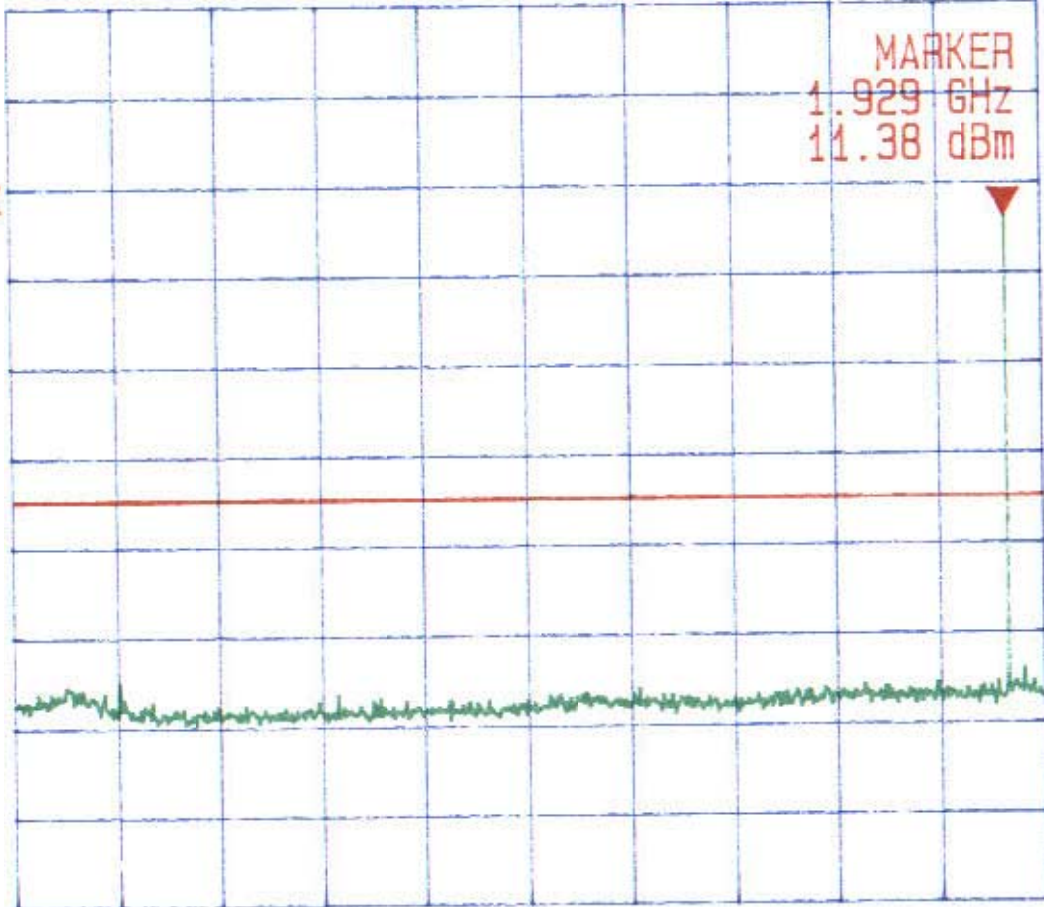
A\_write&max B\_blank

MKR  
1.929 GHz

MARKER  
1.929 GHz  
11.38 dBm

REF DFS  
11.3 dB

RBW  
30 kHz  
VBW  
30 kHz  
SWP  
5.0 s



START 10 MHz

STOP 2.000 GHz

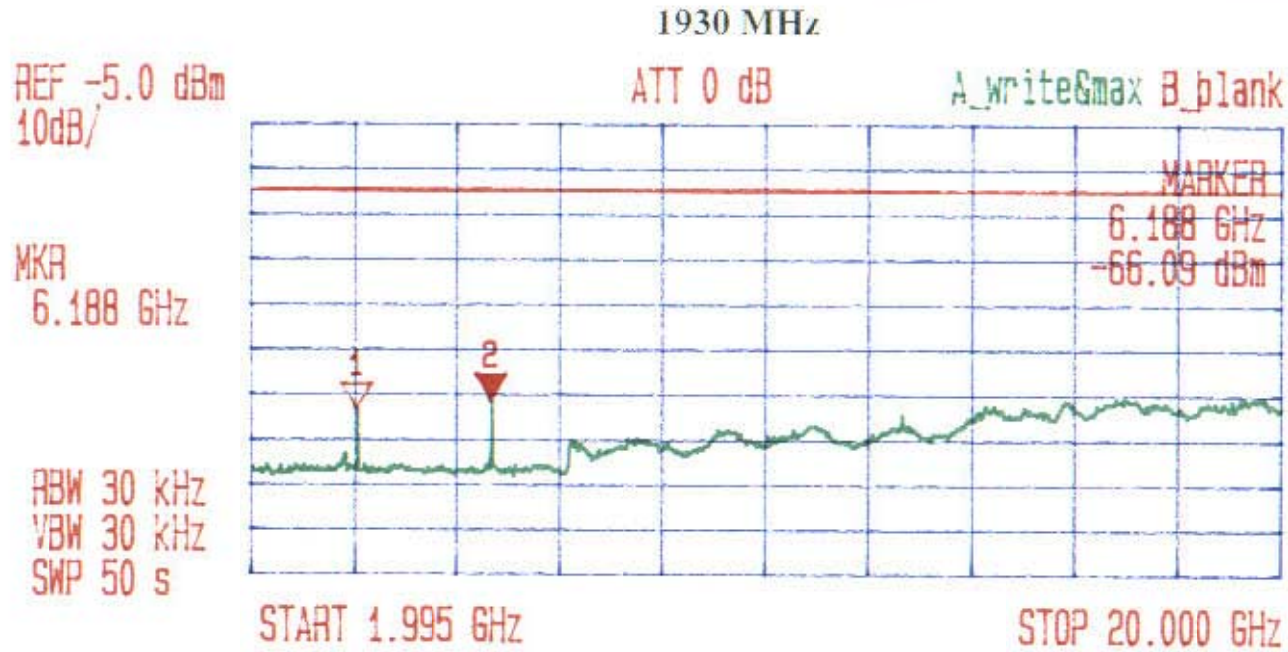


**UltraTech**  
Engineering Labs Inc.

KAVAL WIRELESS TECHNOLOGIES INC.  
SATELLINK RF - FIBER INTERFACE MODULES, MODEL LNKFIB-R01  
Spurious Emissions @ PCS 1930 - 1990 MHz Output with 3 RF Input Signals  
RF In / Out Frequencies 1930, 1930.05 & 1930.10 MHz

Date: May 13, 2001  
Tested by: Hung Trinh

Plot # 43



\*\*\* Multi Marker List \*\*\*

No.1:	3.821 GHz	-68.28 dBm	A
No.2:	6.188 GHz	-66.09 dBm	A
No.3:			
No.4:			
No.5:			
No.6:			
No.7:			
No.8:			
Δ:			



**UltraTech**  
Engineering Labs Inc.

KAVAL WIRELESS TECHNOLOGIES INC.  
SATELLINK RF - FIBER INTERFACE MODULES, MODEL LNKFIB-R01  
Spurious Emission @ PCS 1930 - 1990 MHz Output with 1 RF Input Signals  
RF In/ Out Frequency 1960 MHz

Date: June 01 2001  
Tested by: Hung Trinh

*Plot #44*

*RF IN -2.9 dBm*

Fri Jun 1 11:26:45 2001

REF 40.0 dBm  
10dB/

ATT 40 dB

A\_write&max B\_blank

MKR  
1.960 GHz

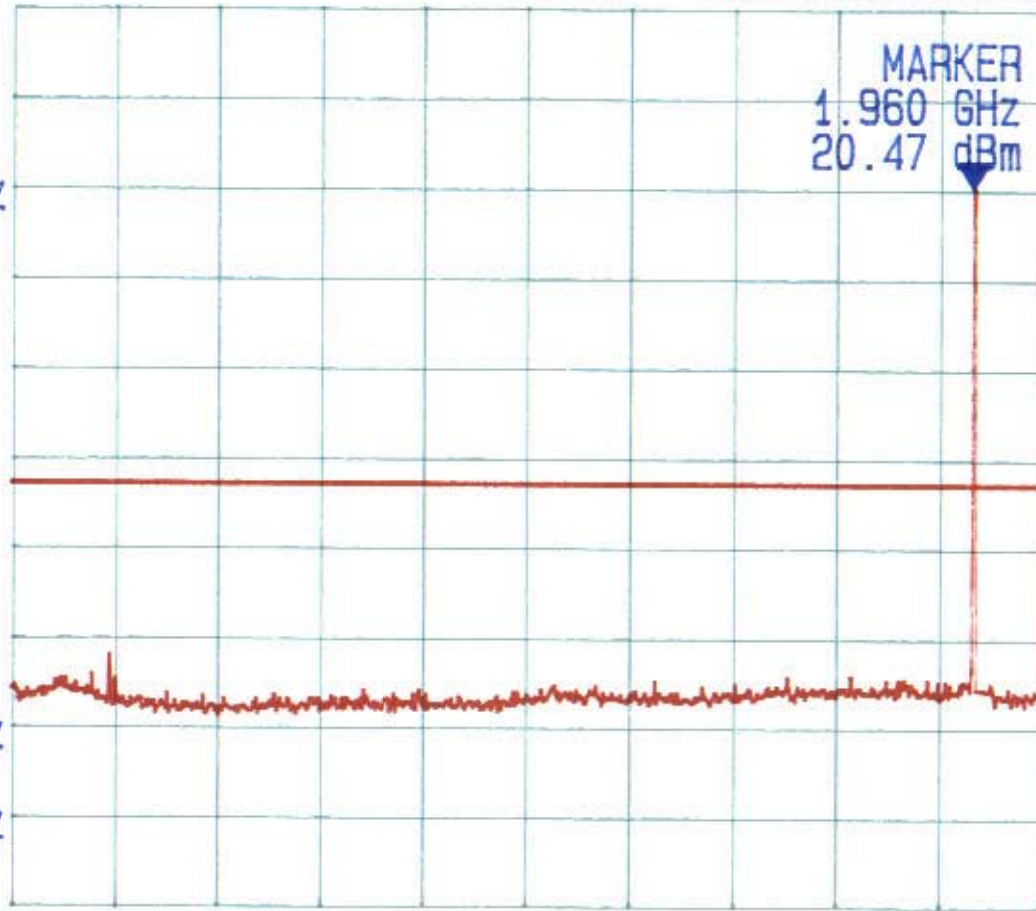
MARKER  
1.960 GHz  
20.47 dBm

REF OFS  
11.3 dB

RBW  
100 kHz  
VBW  
100 kHz  
SWP  
500 ms

START 10 MHz

STOP 2.100 GHz



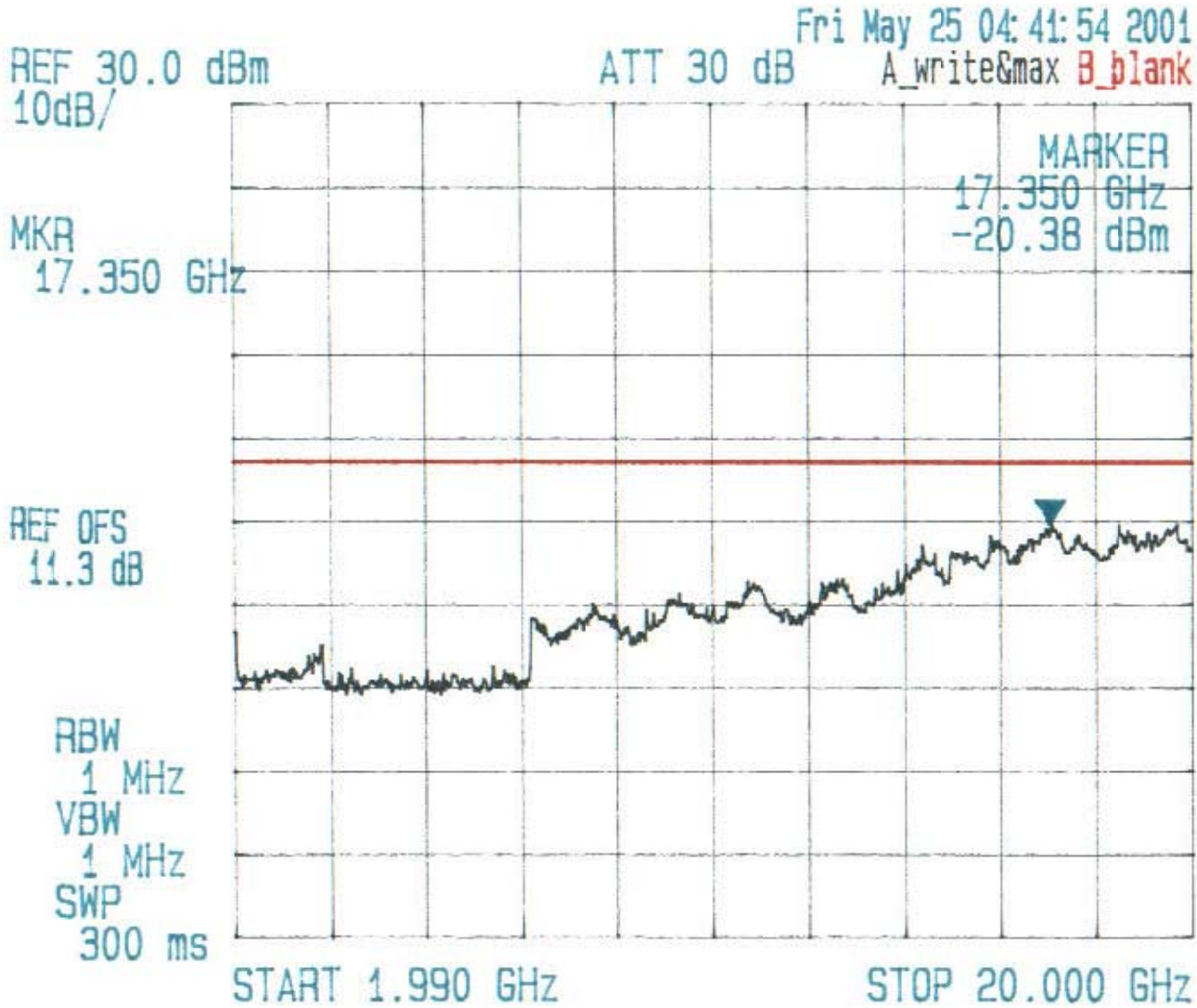


**UltraTech**  
Engineering Labs Inc.

KAVAL WIRELESS TECHNOLOGIES INC.  
SATELLINK RF – FIBER INTERFACE MODULES, MODEL LNKFIB-R01  
Spurious Emissions @ 1930 -1990 MHz Output with 1 RF Input Signal  
RF In / Out Frequency 1960 MHz

Date: May 25 2001  
Tested by: Hung Trinh

45



Plot # 46

1960 MHz

Sun May 13 09:43:19 2001

REF 35.0 dBm  
10dB/

ATT 40 dB

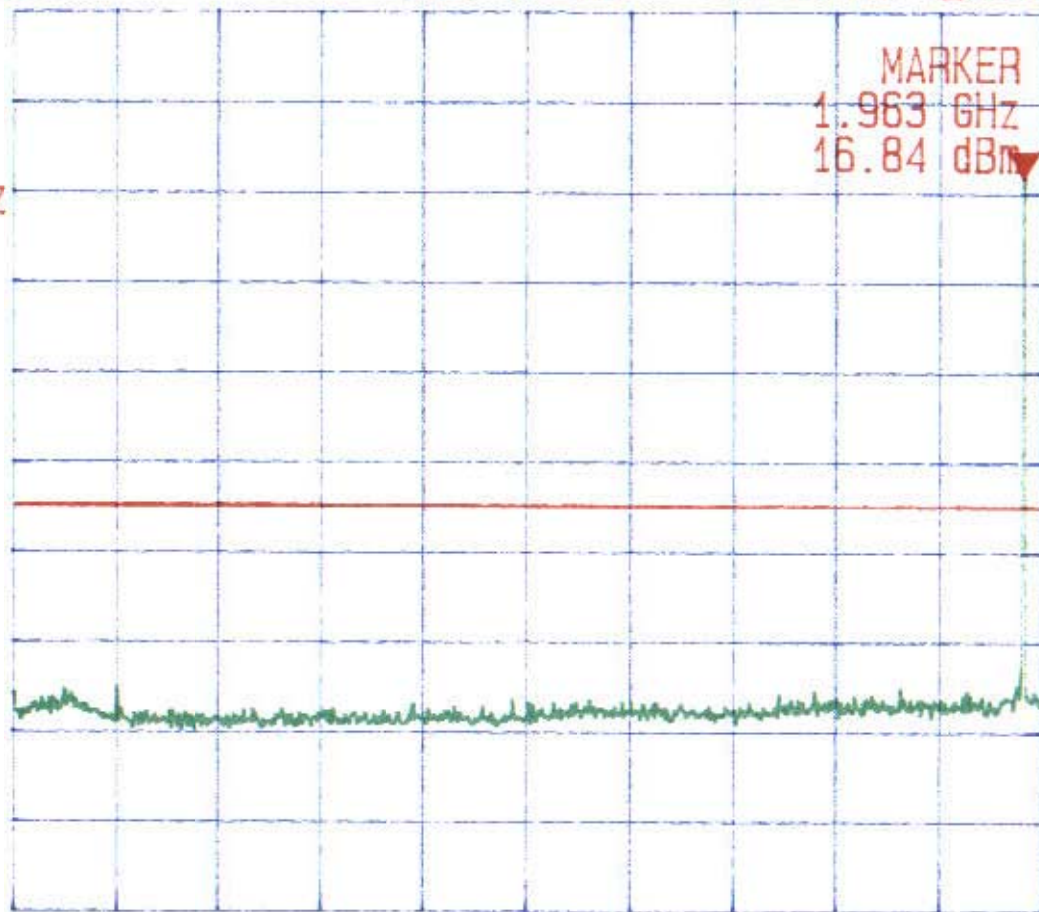
A\_write&max B\_blank

MKR  
1.963 GHz

MARKER  
1.963 GHz  
16.84 dBm

REF DFS  
11.3 dB

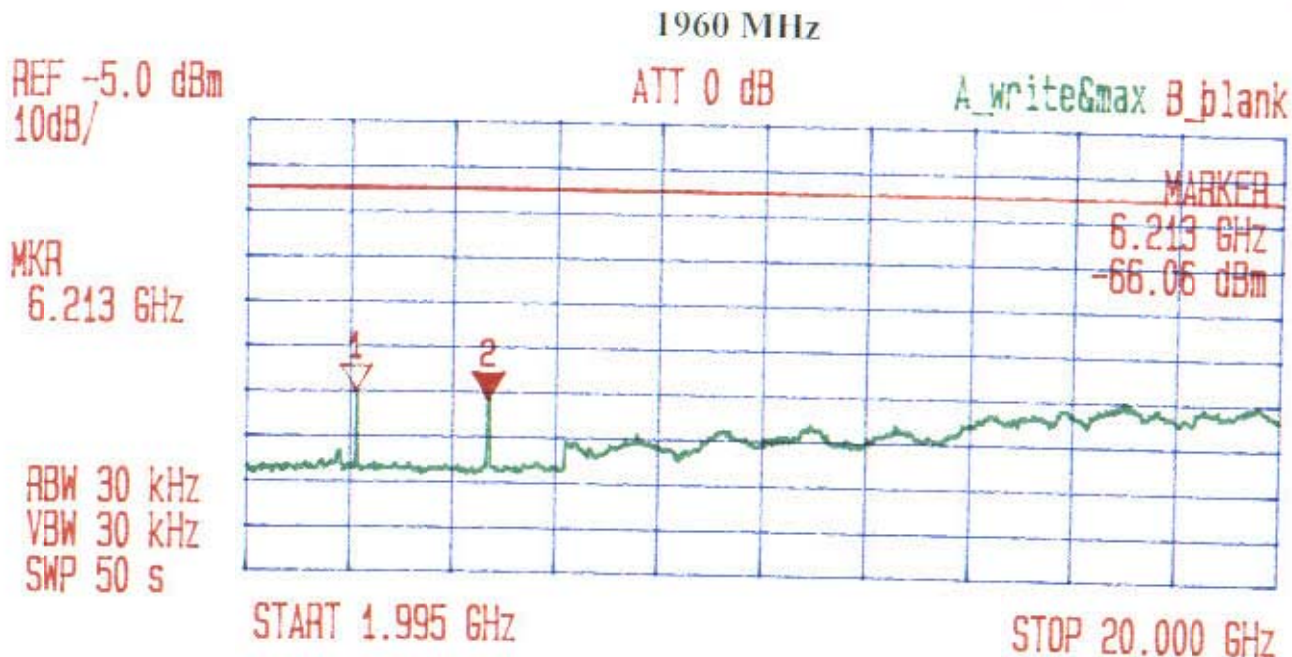
RBW  
30 kHz  
VBW  
30 kHz  
SWP  
5.0 s



START 10 MHz

STOP 2.000 GHz

47



\*\*\* Multi Marker List \*\*\*

No. 1:	3.898 GHz	-64.66 dBm	A
No. 2:	6.213 GHz	-66.06 dBm	A
No. 3:			
No. 4:			
No. 5:			
No. 6:			
No. 7:			
No. 8:			
Δ:			

1960 MHz

Sun May 13 10:42:15 2001

REF 35.0 dBm  
10dB/

ATT 40 dB

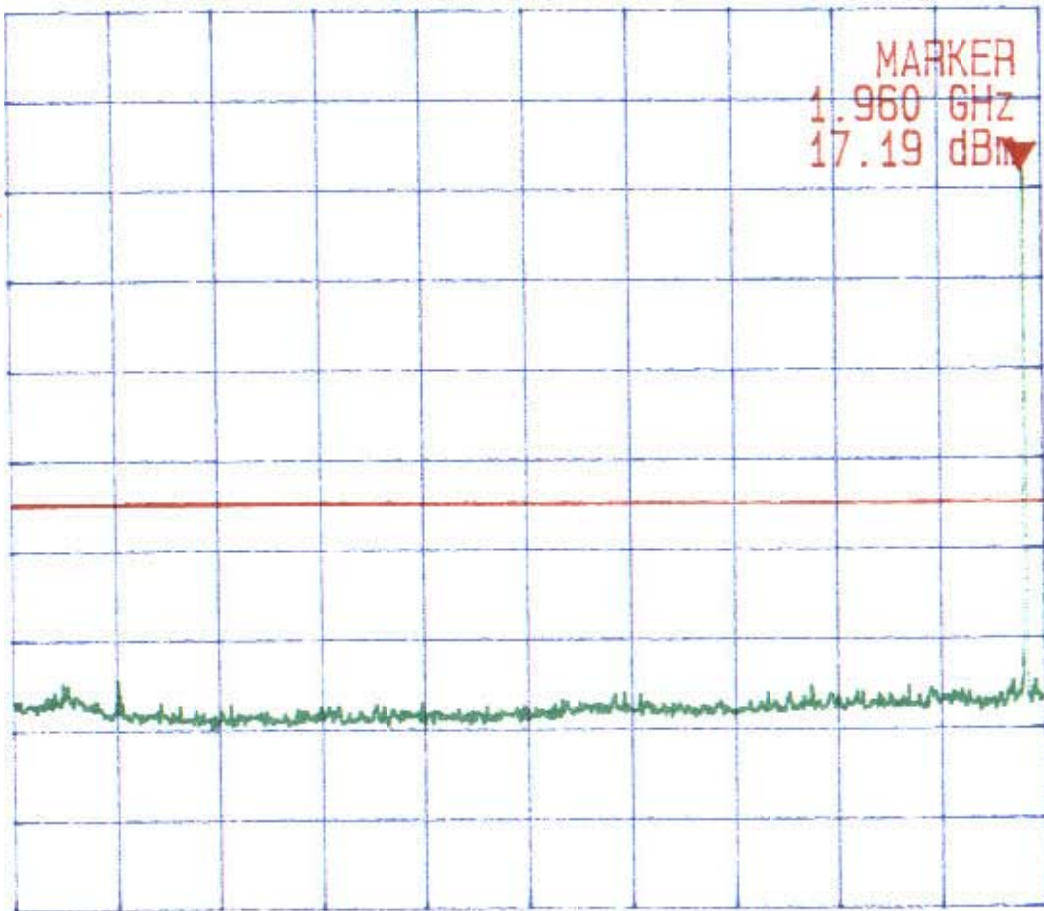
A\_write&max B\_blank

MKR  
1.960 GHz

MARKER  
1.960 GHz  
17.19 dBm

REF OFS  
11.3 dB

RBW  
30 kHz  
VBW  
30 kHz  
SWP  
5.0 s



START 10 MHz

STOP 2.000 GHz



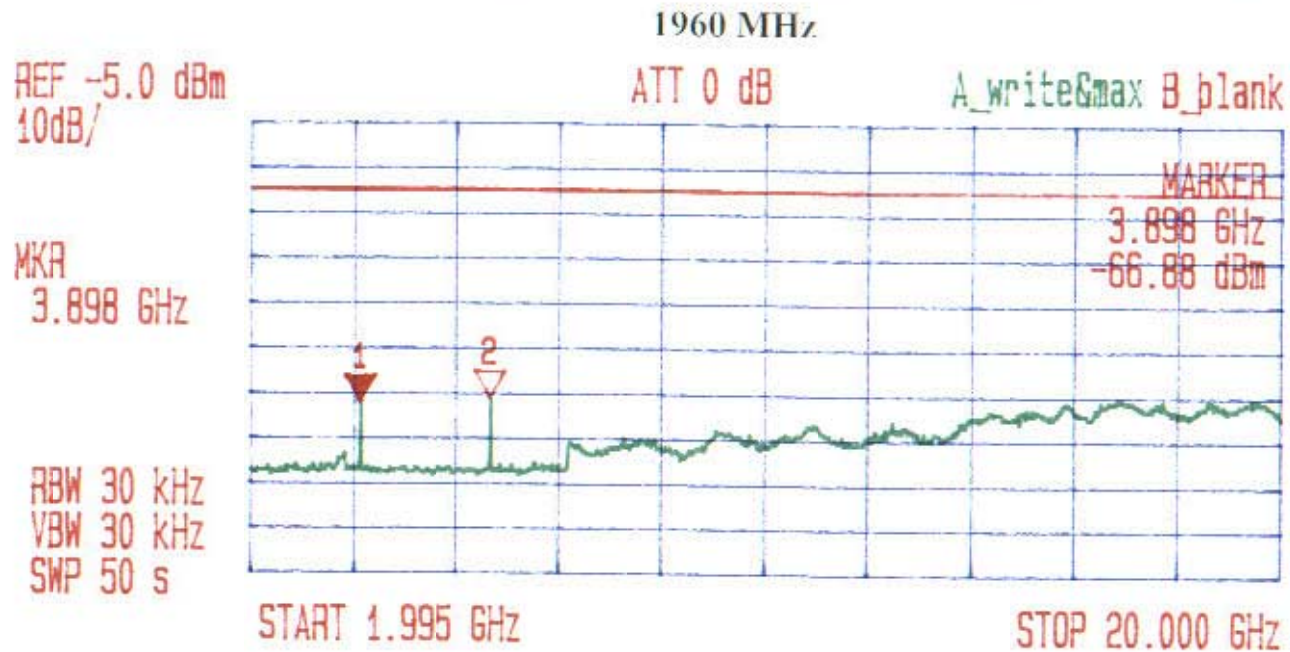


**UltraTech**  
Engineering Labs Inc.

KAVAL WIRELESS TECHNOLOGIES INC.  
SATELLINK RF – FIBER INTERFACE MODULES, MODEL LNKFIB-R01  
Spurious Emissions @ PCS 1930 – 1990 MHz Output with 3 RF Input Signals  
RF In / Out Frequencies 1959.95, 1960 & 1960.05 MHz

Date: May \_\_\_\_ 2001  
Tested by: Hung Trinh

49



\*\*\* Multi Marker List \*\*\*

No. 1:	3.898 GHz	-66.88 dBm	A
No. 2:	6.188 GHz	-65.63 dBm	A
No. 3:			
No. 4:			
No. 5:			
No. 6:			
No. 7:			
No. 8:			
Δ:			



**UltraTech**  
Engineering Labs Inc.

KAVAL WIRELESS TECHNOLOGIES INC.  
SATELLINK RF - FIBER INTERFACE MODULES, MODEL LNKFIB-R01  
Spurious Emission @ PCS 1930 - 1990 MHz Output with 1 RF Input Signals  
RF In/ Out Frequency 1990 MHz

Date: June 01 2001  
Tested by: Hung Trinh

50

*RF IN - 1.4 dBm*

