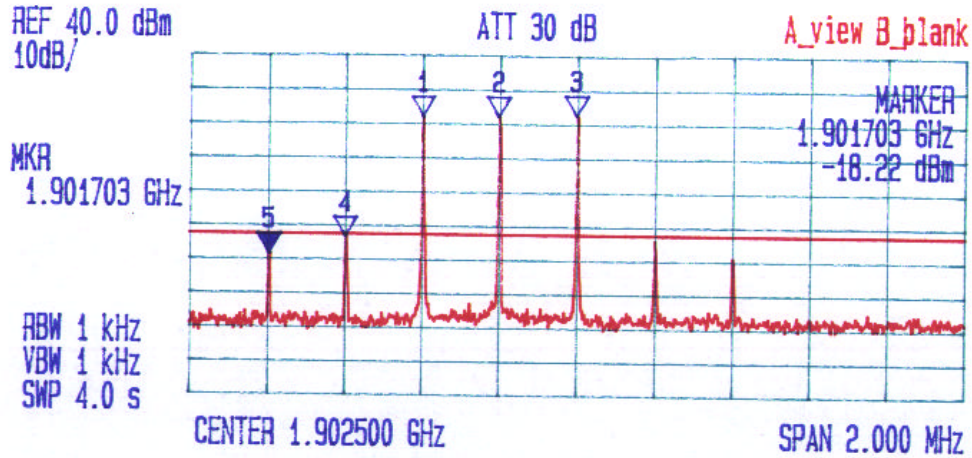




KAVAL WIRELESS TECHNOLOGIES INC.
 LINKNET LNKC 1900 RF 1900 MHz PCS MODULE
 Intermodulation with 3 RF Input Signals in 1850 - 1910 MHz
 1902.1, 1902.3 & 1902.5 MHz

Date: May 20 2001
 Tested by: Hung Trinh

Plot #9



RF INPUT:

- ① = -70.3 dbm
- ② = -70.5 dbm
- ③ = -68.9 dbm

*** Multi Marker List ***

No. 1:	1.902100 GHz	22.31 dBm	A
No. 2:	1.902297 GHz	22.22 dBm	A
No. 3:	1.902497 GHz	22.56 dBm	A
No. 4:	1.901900 GHz	-13.28 dBm	A
No. 5:	1.901703 GHz	-18.22 dBm	A
No. 6:			
No. 7:			
No. 8:			
Δ:			

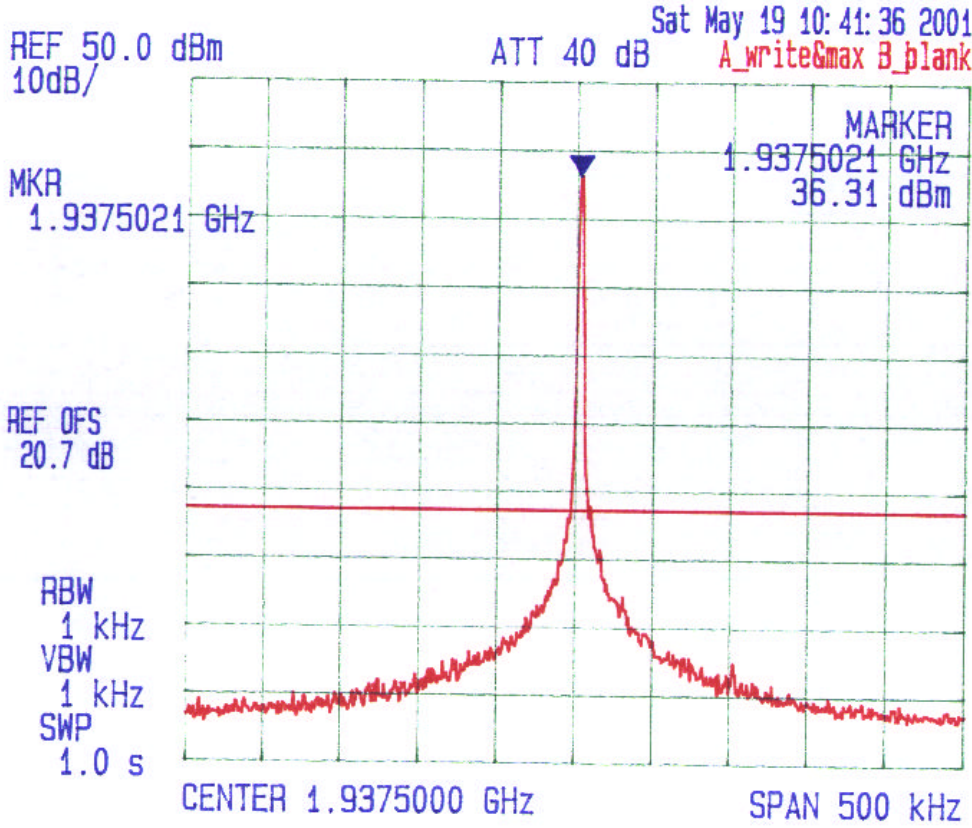


KAVAL WIRELESS TECHNOLOGIES INC.
LINKNET LNKC 1900 RF 1900 MHz PCS MODULE
Intermodulation with L RF Input Signals in 1930 - 1990 MHz

Date: May 19 2001
Tested by: Hung Trinh

1937.5 MHz
RF IN -45 dBm

Plot #10

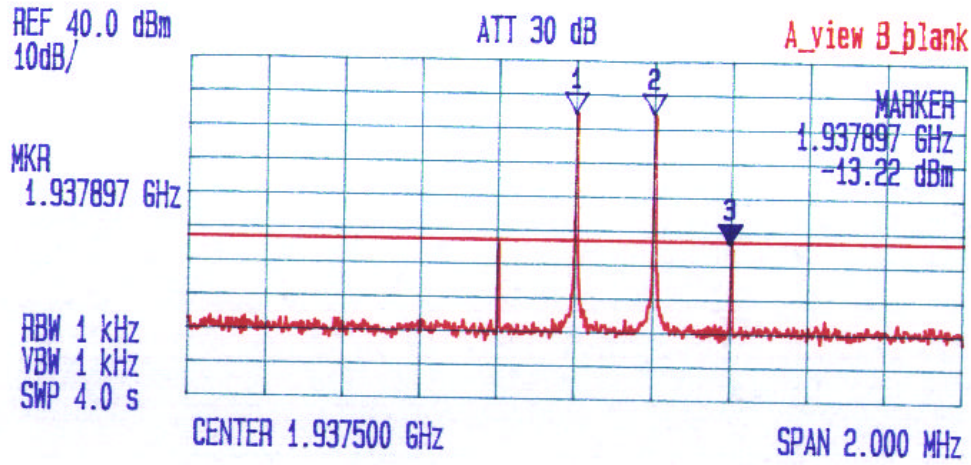




KAVAL WIRELESS TECHNOLOGIES INC.
 LINKNET LNKC 1900 RF 1900 MHz PCS MODULE
 Intermodulation with 2 RF Input Signals in 1930 - 1990 MHz
 1937.5 & 1937.7 MHz

Date: May 19 2001
 Tested by: Hung Trinh

Plot #11



*** Multi Marker List ***

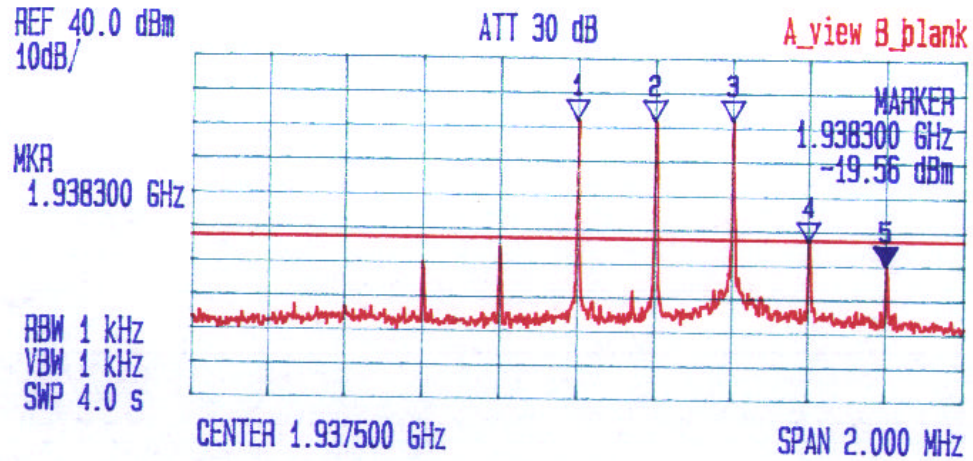
No. 1:	1.937497 GHz	24.66 dBm	A
No. 2:	1.937697 GHz	24.56 dBm	A
No. 3:	1.937897 GHz	-13.22 dBm	A
No. 4:			
No. 5:			
No. 6:			
No. 7:			
No. 8:			
Δ:			

UltraTech
Engineering Labs Inc.

KAVAL WIRELESS TECHNOLOGIES INC.
LINKNET LNKC 1900 RF 1900 MHz PCS MODULE
Intermodulation with 3 RF Input Signals in 1930 - 1990 MHz
1937.5, 1937.7 & 1937.9 MHz

Date: May 30 2001
Tested by: Hung Trinh

Plot #12



RF INPUT :
① = -69.3 dBm
② = -69.8 dBm
③ = -69.5 dBm

*** Multi Marker List ***

No.	Frequency (GHz)	Power (dBm)	Marker
No. 1:	1.937497	22.41	A
No. 2:	1.937697	22.22	A
No. 3:	1.937900	22.41	A
No. 4:	1.938100	-13.00	A
No. 5:	1.938300	-19.56	A
No. 6:			
No. 7:			
No. 8:			
Δ:			

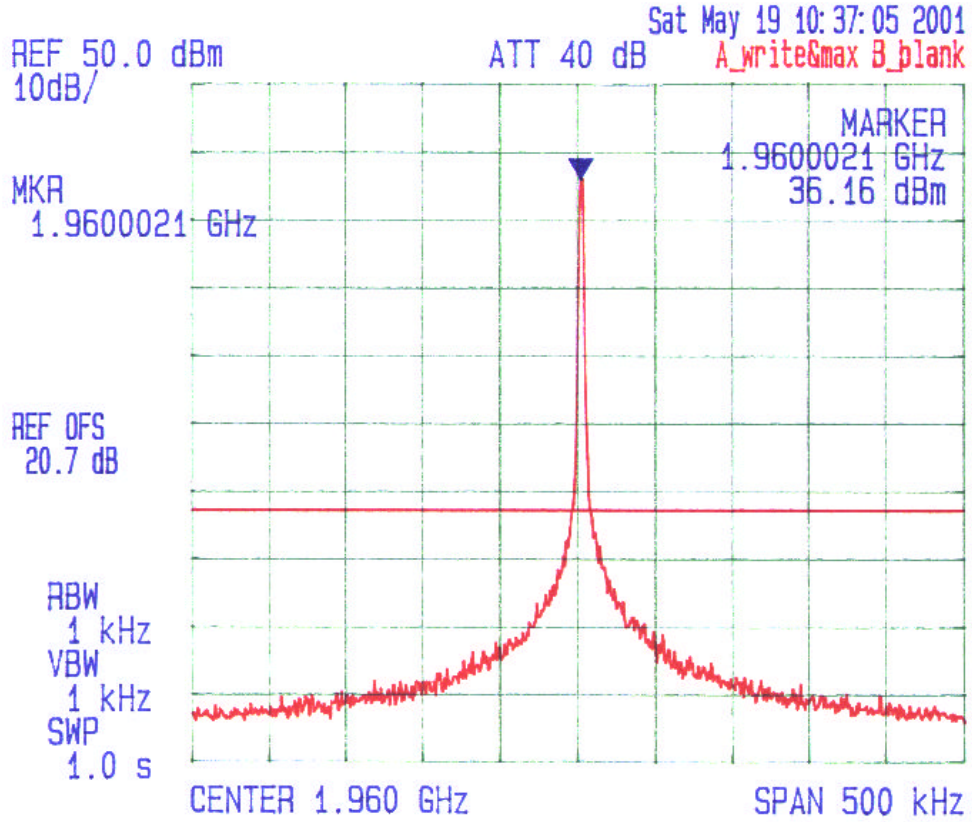


KAVAL WIRELESS TECHNOLOGIES INC.
LINKNET LNKC 1900 RF 1900 MHz PCS MODULE
Intermodulation with L RF Input Signals in 1930 - 1990 MHz

Date: May 19 2001
Tested by: Hung Trinh

1960 MHz
RF IN -45 dBm

Plot #13

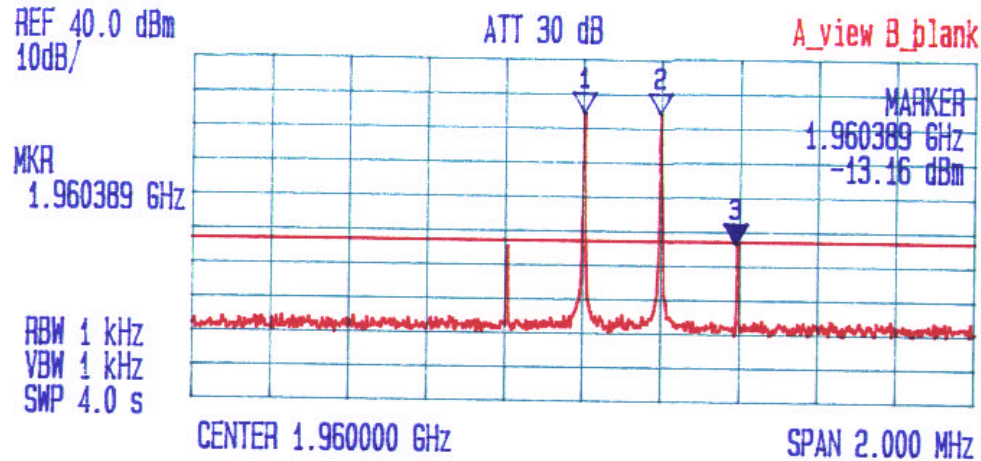




KAVAL WIRELESS TECHNOLOGIES INC.
 LINKNET LNKC 1900 RF 1900 MHz PCS MODULE
 Intermodulation with 2 RF Input Signals in 1930 - 1990 MHz
 1980 & 1980.2 MHz

Date: May 19 2001
 Tested by: Hung Trinh

Plot #14



RF INPUT:
 ① = -68.7 dBm
 ② = -68.8 dBm

*** Multi Marker List ***

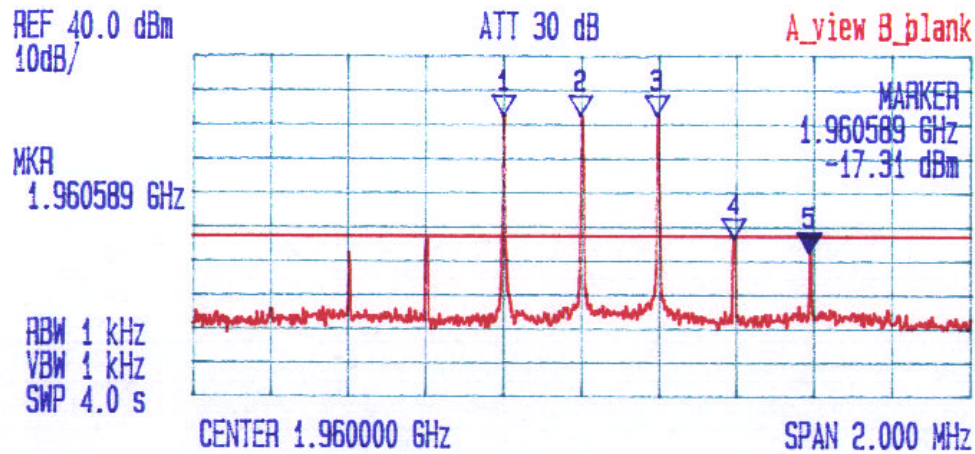
No. 1:	1.960000 GHz	24.53 dBm	A
No. 2:	1.960194 GHz	24.53 dBm	A
No. 3:	1.960389 GHz	-13.16 dBm	A
No. 4:			
No. 5:			
No. 6:			
No. 7:			
No. 8:			
Δ:			



KAVAL WIRELESS TECHNOLOGIES INC.
 LINKNET LNKC 1900 RF 1900 MHz PCS MODULE
 Intermodulation with 3 RF Input Signals in 1930 - 1990 MHz
 1959.8, 1960 & 1960.2

Date: May 20 2001
 Tested by: Hung Trinh

Plot #15



RF INPUT ;
 ① = -70.9 dBm
 ② = -69.4 dBm
 ③ = -70.8 dBm

*** Multi Marker List ***

No.	Freq (GHz)	Power (dBm)	Attenuation
No. 1:	1.959800	22.97	A
No. 2:	1.959997	22.75	A
No. 3:	1.960194	22.81	A
No. 4:	1.960394	-13.09	A
No. 5:	1.960589	-17.31	A
No. 6:			
No. 7:			
No. 8:			
Δ:			

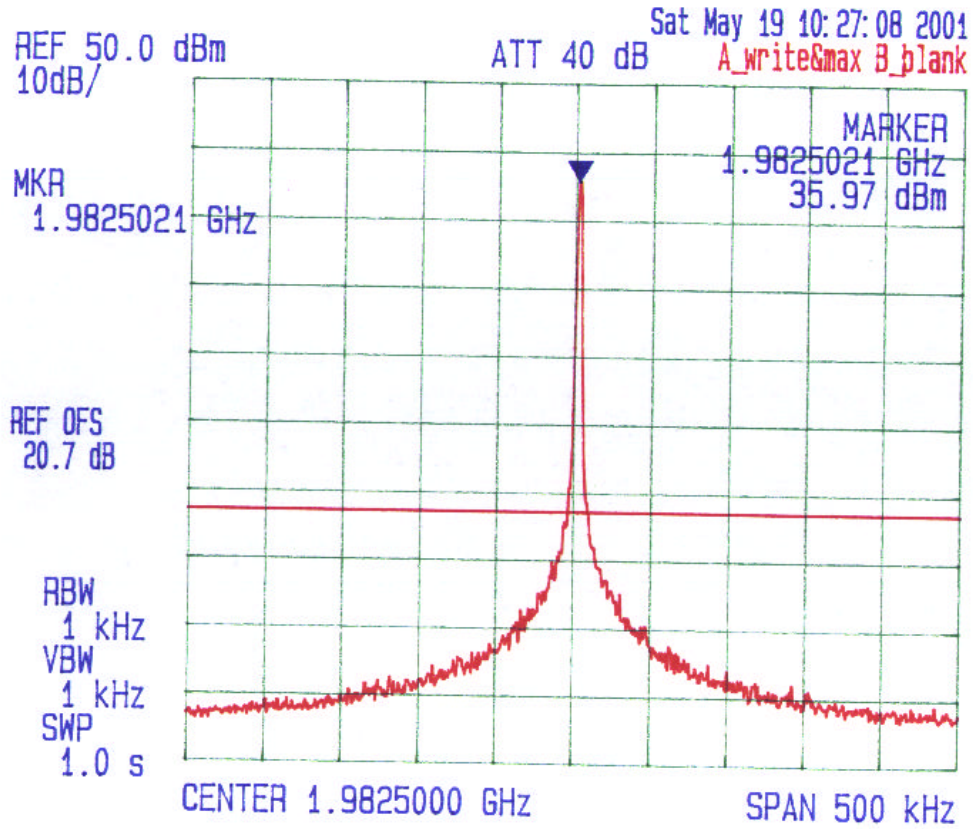


KAVAL WIRELESS TECHNOLOGIES INC.
LINKNET LNKC 1900 RF 1900 MHz PCS MODULE
Intermodulation with 1 RF Input Signals in 1930 - 1990 MHz

Date: May 19 2001
Tested by: Hung Trinh

1982.5 MHz
RF IN -45 dBm

Plot # 16



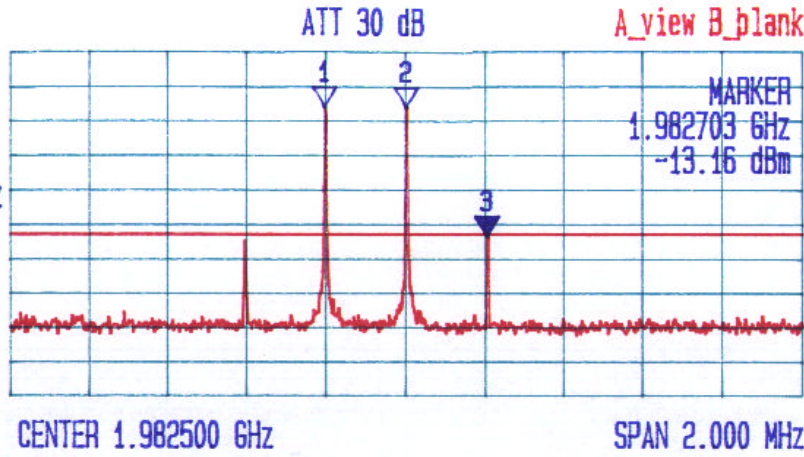


KAVAL WIRELESS TECHNOLOGIES INC.
 LINKNET LNKC 1900 RF 1900 MHz PCS MODULE
 Intermodulation with 2 RF Input Signals in 1930 - 1990 MHz
 1982.3 & 1982.5 MHz

Date: May 19, 2001
 Tested by: Hung Trinh

Plot # 17

REF 40.0 dBm
 10dB/
 MKR
 1.982703 GHz
 RBW 1 kHz
 VBW 1 kHz
 SWP 4.0 s



RF INPUT:
 ① = -87.9 dBm
 ② = -88.8 dBm

*** Multi Marker List ***

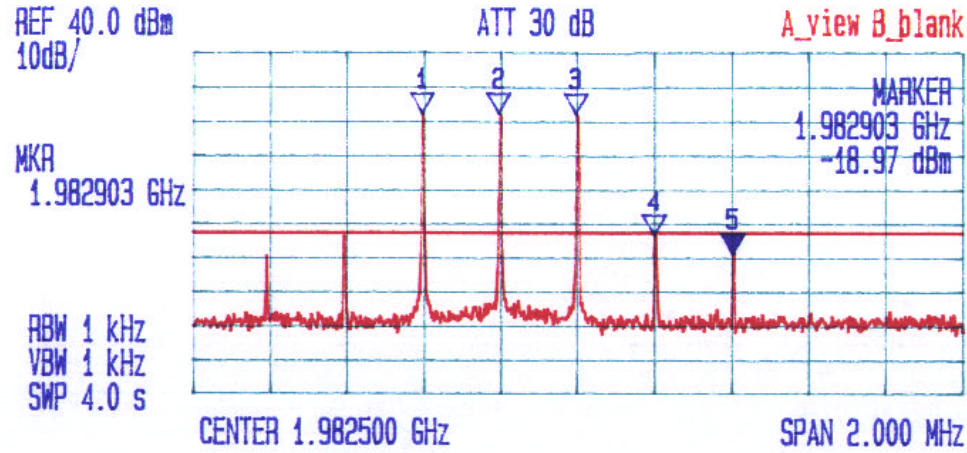
No. 1:	1.982294 GHz	24.44 dBm	A
No. 2:	1.982500 GHz	24.44 dBm	A
No. 3:	1.982703 GHz	-13.16 dBm	A
No. 4:			
No. 5:			
No. 6:			
No. 7:			
No. 8:			
Δ:			



KAVAL WIRELESS TECHNOLOGIES INC.
 LINKNET LNKC 1900 RF 1900 MHz PCS MODULE
 Intermodulation with 3 RF Input Signals in 1930 - 1990 MHz
 1982.1, 1982.3 & 1982.5 MHz

Date: May 20 2001
 Tested by: Hung Trinh

Plot #18



RF INPUT:
 ① = -70.0 dBm
 ② = -70.0 dBm
 ③ = -69.0 dBm

*** Multi Marker List ***

No. 1:	1.982094 GHz	22.22 dBm	A
No. 2:	1.982294 GHz	22.31 dBm	A
No. 3:	1.982497 GHz	22.25 dBm	A
No. 4:	1.982700 GHz	-13.16 dBm	A
No. 5:	1.982903 GHz	-18.97 dBm	A
No. 6:			
No. 7:			
No. 8:			
Δ:			