


## ***8. Test photographs***

---

### ***System configuration (RF Conducted test)***




### ***Transmitter Radiated Spurious Emissions (RF Radiated test) – Ant.: TK-1619A***

[Horizontal Installation]



***Transmitter Radiated Spurious Emissions (RF Radiated test) – Ant.: TK-1619A***

[Vertical Installation]




***Transmitter Radiated Spurious Emissions (RF Radiated test) – Ant.: ANTB18-127A0***

[Horizontal Installation]





***Transmitter Radiated Spurious Emissions (RF Radiated test) – Ant.: ANTB18-127A0***

[Vertical Installation]



***AC power line Conducted Emissions – Ant.: TK-1619A***



*AC power line Conducted Emissions – Ant.: ANTB18-127A0*

