


### APPENDIX 3: Photographs of test setup


#### Conducted Emission



## Radiated Spurious Emission



below 1 GHz




above 1 GHz



**Worst Case Position**

**Antenna**  
X-axis



**Module**  
X-axis




Y-axis




Y-axis



Z-axis



### Antenna Terminal Conducted Tests



**End of Report**

---

**UL Japan, Inc.**

**Shonan EMC Lab.**

1-22-3 Megumigaoka, Hiratsuka-shi, Kanagawa-ken, 259-1220 JAPAN

Telephone : +81 463 50 6400

Facsimile : +81 463 50 6401