



7. POWERLINE RFI LIMIT


CONNECTED TO AC POWER LINE	SECTION 15.207
CARRIER CURRENT SYSTEM IN THE FREQUENCY RANGE OF 450 KHz TO 30 MHz	SECTION 15.205 AND SECTION 15.209, 15.221, 15.223, 15.225 OR 15.227, AS APPROPRIATE.
BATTERY POWER	NO REQUIRED.

8. RADIATED EMISSION LIMITS

GENERAL REQUIREMENTS	SECTION 15.209
RESTRICTED BANDS OF OPERATION	SECTION 15.205
PERIODIC OPERATION IN THE BAND 40.66 -40.70 MHz AND ABOVE 70 MHz.	SECTION 15.231
RECEIVER MODE	SECTION 15.109



9. SYSTEM TEST CONFIGURATION

Use a block of foam and combined it with EUT wrapping rubber band around it. This way it can test X, Y and Z axis. To activate continuous transmitting & receiving, place a small plastic block between rubber band and EUT push button.




Radiated Open Site Test Set-up

Radiated Open Site Test Set-Up (Receiver Mode)



Radiated Open Site Test Set-Up (Charge Mode)





CONDUCTED EMISSION TEST

