





PLROCT FOUR BUTTON TRANSMITTER

The PLROCT transmitter is a replacement RF transmitter. The transmitter comes with 4 push-button switches (Arm / Disarm / Trunk Release / Car finder, Panic)

1. Press the  button on control to arm your car and lock the doors.
2. Press the  button on control to disarm your car and unlock the door.
3. Press the  button to activate trunk release.
4. Press the  button to car finder / Panic.

TRANSMITTER BATTERY REPLACEMENT

If the range of your transmitter deteriorate, it is possible that you need to replace the battery.

1. Remove 1 screw and disassemble the halves of the remote control.
2. Remove the old batteries, observing the +/- symbols on the batteries and replace with new batteries.
3. Reassemble the halves of the remote control and install the screw.
4. Test operation on the remote control.

This device complies with Part 15 of the FCC Rules. Operation is subject to the following two conditions:

(1) This device may not cause harmful interference, and (2) This device must accept any interference received, including interference that may cause undesired operation.