

**FCC PART 15 SUBPART B TEST REPORT**

**for**

**RX914F9A**

**Model No.: RX914F9A**

**FCC ID: H5OR59**

**of**

**Applicant: Advance Security Inc.**

**Address: 3F, 48, Ta An Street, Hsi Chih, Taipei, Taiwan**

**Tested and Prepared  
by**

**Worldwide Testing Services (Taiwan) Co., Ltd.**

**FCC Registration No.: 930600**


**Industry Canada filed test laboratory Reg. No. IC 5679A-1, IC 5107A-1**

**A2LA Accredited No.: 2732.01**



**Report No.: W6D21706-17079-P-15B**

6F, NO. 58, LANE 188, RUEY-KUANG RD., NEIHU TAIPEI 114, TAIWAN, R.O.C.  
TEL: 886-2-66068877 FAX: 886-2-66068879 E-mail: [wts@wts-lab.com](mailto:wts@wts-lab.com)



Registration number: W6D21706-17079-P-15B  
FCC ID:H5OR59

**TABLE OF CONTENTS**

**1 GENERAL INFORMATION .....2**

1.1 NOTES .....2

1.2 TESTER .....4

1.3 TESTING LABORATORY .....5

    1.3.1 Location .....5

    1.3.2 Details of accreditation status .....5

    1.3.3 Test location, where different from Worldwide Testing Services(Taiwan) Co., Ltd. ....5

1.4 DETAILS OF APPLICANT .....5

1.5 APPLICATION DETAILS .....6

1.6 TEST ITEM.....6

    1.6.1 Description of test item .....6

    1.6.2 Manufacturer (if different from applicant in point 1.4).....6

    1.6.3 Frequency behavior .....6

1.7 TEST STANDARDS .....7

1.8 TEST CONFIGURATION .....7

**2 TECHNICAL TEST .....8**

2.1 SUMMARY OF TEST RESULTS .....8

2.2 TEST ENVIRONMENT .....8

2.3 TEST EQUIPMENT UTILIZED .....9

2.4 TEST RESULTS.....11

    2.4.1 Radiated Emission .....12

    2.4.2 Conducted Emission .....13

2.5 TEST PROTOCOLS .....14


    2.5.1 Radiated Emission .....14

    2.5.2 Conducted Emission .....20

2.6 EQUIPMENT MODIFICATION .....21

**3 NORMATIVE REFERENCES.....22**

**Appendix: Photos**



Registration number: W6D21706-17079-P-15B  
FCC ID:H5OR59

## **1 General Information**

### **1.1 Notes**

The purpose of conformity testing is to increase the probability of adherence to the essential requirements or conformity specifications, as appropriate.

The tests were carried out and passed in accordance to the standards:

**FCC part 15 Subpart B : October 2016**

The complexity of the technical specifications, however, means that full and thorough testing is impractical for both technical and economic reasons.

Furthermore, there is no guarantee that a test sample which has passed all the relevant tests conforms to a specification (only telecommunication products).

Neither is there any guarantee that such a test sample will interwork with other genuinely open systems. The existence of the tests nevertheless provides the confidence that the test sample possesses the qualities as maintained and that its performance generally conforms to representative cases of communications equipment.

The test results of this test report relate exclusively to the item tested as specified in 1.6.

The test report may only be reproduced or published in full.

Reproduction or publication of extracts from the report requires the prior written approval of the Worldwide Testing Services(Taiwan) Co., Ltd.



# **Worldwide Testing Services(Taiwan) Co., Ltd.**

Registration number: W6D21706-17079-P-15B  
FCC ID:H5OR59

## **Important Notes:**

Proper labelling is required for each device. Devices shall be labelled in accordance with labelling requirements pursuant to section 15.19 and section 2.1074 of the FCC rules.

Devices subject to a Declaration of Conformity shall be uniquely identified by the responsible party.

This identification shall not be of a format which could be confused with the FCC Identifier required on certified, notified type accepted or type approved equipment.

The responsible party shall maintain adequate identification records to facilitate positive identification for each device.

The user manual or instruction manual shall include also a warning statement that changes or modifications not expressly approved by the party responsible for compliance could void the user's authority to operate the equipment.

Reference Section 15.21

Furthermore information to the user regarding to the interference potential of the device and about simple measures that can be taken to correct interference is required.

Reference Section 15.105

The responsible party must warrant that each unit of equipment marketed under a Declaration of Conformity is identical to the unit tested and found acceptable with the standards and that the records maintained by the responsible party continue to reflect the equipment being produced under the Declaration of Conformity within the variation that can be expected due to quantity production and testing on a statistical basis.



# Worldwide Testing Services(Taiwan) Co., Ltd.

Registration number: W6D21706-17079-P-15B

FCC ID:H5OR59

## 1.2 Tester

July 19, 2017

Leon Chueh

*Leon Chueh*

Date

WTS-Lab.

Test Engineer

Signature

Technical responsibility for area of testing:

July 19, 2017

Kevin Wang


*Kevin Wang*

Date

WTS

Name

Signature



# **Worldwide Testing Services(Taiwan) Co., Ltd.**

Registration number: W6D21706-17079-P-15B

FCC ID:H5OR59

## **1.3 Testing laboratory**

### **1.3.1 Location**

10m OATS

No.5-1, Lishui, Shuang Sing Village,  
Wanli Dist., New Taipei City 207,  
Taiwan (R.O.C.)

3 meter semi-anechoic chamber

No.35, Aly. 21, Ln. 228, Ankang Rd., Neihu Dist., Taipei City 114, Taiwan (R.O.C.)

TEL:886-2-6613-0228

FAX:886-2-2791-5046

Company

Worldwide Testing Services (Taiwan) Co., Ltd.

6F, NO. 58, LANE 188, RUEY-KUANG RD.

NEIHU, TAIPEI 114, TAIWAN R.O.C.

Tel : 886-2-66068877

Fax : 886-2-66068875

### **1.3.2 Details of accreditation status**

Accredited testing laboratory

A2LA accredited number: 2732.01

FCC filed test laboratory Reg. No. 930600

Industry Canada filed test laboratory Reg. No. IC 5679A-1, IC 5107A-1

### **1.3.3 Test location, where different from Worldwide Testing Services(Taiwan) Co., Ltd.**

Name: ./.

Accredited number: ./.

Street: ./.

Town: ./.

Country: ./.

Telephone: ./.

Fax: ./.

## **1.4 Details of applicant**

Name: Advance Security Inc.


Street: 3F, 48, Ta An Street, Hsi Chih,

City: Taipei,

Country: Taiwan

Telephone: +886-2-86481688

Fax: +886-2-86481689



Registration number: W6D21706-17079-P-15B  
FCC ID:H5OR59

**1.5 Application details**

Date of receipt of test item: July 14, 2017  
Date of test: from July 17, 2017 to July 19, 2017

**1.6 Test item**

**1.6.1 Description of test item**


Type of product: RX914F9A  
Type identification: RX914F9A  
Multi-listing model number: ./.  
Brand Name: ./.  
Photos: Please find in Appendix.

**1.6.2 Manufacturer (if different from applicant in point 1.4)**

Name: ./.  
Street: ./.  
Town: ./.  
Country: ./.  
Contact: ./.  
Phone: ./.

**1.6.3 Frequency behavior**

Highest frequency generated in the device or on which the device operates or tunes (MHz)		Upper frequency of measurement range (MHz)
<input type="checkbox"/>	Below 1.705	30
<input type="checkbox"/>	1.705 - 108	1000
<input type="checkbox"/>	108 -500	2000
<input type="checkbox"/>	500 - 1000	5000
<input checked="" type="checkbox"/>	Above 1000	5th harmonic of the highest frequency or 40 GHz, whichever is lower



Registration number: W6D21706-17079-P-15B

FCC ID:H5OR59

## **1.7 Test standards**

**FCC part 15 Subpart B : October 2016**

**ANSI C63.4-2014**

## **1.8 Test configuration**

1. The EUT was connected to jig.
2. The EUT was powered by 12Vd.c. via jig and kept working until the test was finished.

### **Special Statement:**

1. This report is based on the original report no.: W6M21706-17078-P-15B.
2. The relevant Circuitry, PCB Layout, Inner element and Function of this model number are exactly the same as the original report no.: W6M21706-17078-P-15B. The differences are model number, product name and appearance. Therefore the test result is also based on the original test report W6M21706-17078-P-15B without re-testing.

### **Note:**

1. This test report is valid in connection to the model has been tested, any modification to the product which is different from the test model will avoid the certification of the test report.
2. This test report shall always be duplicated in full pages unless the written approval of the testing laboratory is obtained.





Registration number: W6D21706-17079-P-15B  
FCC ID:H5OR59

## **2 Technical test**

### **2.1 Summary of test results**

No deviations from the technical specification(s) were ascertained in the course of the tests performed.

**Or**

The deviations as specified in 2.4 were ascertained in the course of the tests performed.

### **2.2 Test environment**

Temperature:	18 ... 25 °C
Relative humidity content:	20 ... 75 %
Air pressure:	860 ... 1030 hPa
Details of power supply:	12 Vd.c.
Other parameters:	without



# Worldwide Testing Services(Taiwan) Co., Ltd.

Registration number: W6D21706-17079-P-15B

FCC ID:H5OR59

## 2.3 Test equipment utilized


No.	Test equipment	Type	Serial No.	Manufacturer	Cal. Date	Next Cal. Date
ETSTW-CE 001	EMI TEST RECEIVER	ESHS10	842121/013	R&S	2017/5/26	2018/5/25
ETSTW-CE 003	AC POWER SOURCE	APS-9102	D161137	GW	Function Test	
ETSTW-CE 008	HF-EICHLITUNG RF STEP ATTENUATOR 139dB DPSP	334.6010.02	844581/024	R&S	Function Test	
ETSTW-CE 009	TEMP.&HUMIDITY CHAMBER	GTH-225-40-1P-U	MAA0305-009	GIANT FORCE	2017/7/12	2018/7/11
ETSTW-CE 016	TWO-LINE V-NETWORK	ENV216	100050	R&S	2016/9/12	2017/9/11
ETSTW-CE 028	MXE EMI Receiver	N9038A	MY53220110	Agilent	2016/8/26	2017/8/25
ETSTW-RE 003	EMI TEST RECEIVER	ESI 26	831438/001	R&S	2017/5/26	2018/5/25
ETSTW-RE 004	EMI TEST RECEIVER	ESI 40	832427/004	R&S	2017/5/17	2018/5/16
ETSTW-RE 005	EMI TEST RECEIVER	ESVS10	843207/020	R&S	2017/7/3	2018/7/2
ETSTW-RE 012	TUNABLE BANDREJECT FILTER	D.C 0309	146	K&L	Function Test	
ETSTW-RE 013	TUNABLE BANDREJECT FILTER	D.C 0336	397	K&L	Function Test	
ETSTW-RE 018	MICROWAVE HORN ANTENNA	AT4560	27212	AR	2017/7/4	2018/7/3
ETSTW-RE 027	Passive Loop Antenna	6512	00034563	ETS-Lindgren	2017/7/3	2018/7/2
ETSTW-RE 030	Double-Ridged Guide Horn Antenna	3117	00035224	ETS-Lindgren	2017/3/22	2018/3/21
ETSTW-RE 042	Biconical Antenna	HK116	100172	R&S	2017/2/7	2018/2/6
ETSTW-RE 043	Log-Periodic Dipole Antenna	HL223	100166	R&S	2017/4/10	2018/4/9
ETSTW-RE 044	Log-Periodic Antenna	HL050	100094	R&S	2017/4/27	2018/4/26
ETSTW-RE 045	ESA-E SERIES SPECTRUM ANALYZER	E4404B	MY45111242	Agilent	Pre-test Use	
ETSTW-RE 050	Attenuator 10dB	50HF-010-1	None	JFW	2017/3/1	2018/2/28
ETSTW-RE 051	Attenuator 6dB	50HF-006-1	None	JFW	2017/3/1	2018/2/28
ETSTW-RE 053	Attenuator 3dB	50HF-003-1	None	JFW	2017/3/1	2018/2/28
ETSTW-RE 055	SPECTRUM ANALYZER	FSU 26	200074	R&S	2017/3/1	2018/2/28
ETSTW-RE 060	Attenuator 30dB	5015-30	F651012z-01	ATM	2017/3/1	2018/2/28
ETSTW-RE 062	Amplifier Module	CHC 2	None	KMIC	2017/4/12	2018/4/11
ETSTW-RE 064	Bluetooth Test Set	MT8852B-042	6K00005709	Anritsu	Function Test	
ETSTW-RE 069	Double-Ridged Guide Horn Antenna	3117	00069377	ETS-Lindgren	Function Test	
ETSTW-RE 072	CELL SITE TEST SET	8921A	3339A00375	HP	2016/9/8	2017/9/7
ETSTW-RE 088	SOLID STATE AMPLIFIER	KMA180265A01	99057	KMIC	2016/9/20	2017/9/19
ETSTW-RE 091	Match Pad	MDCS1500	None	WOKEN	2017/4/6	2018/4/5
ETSTW-RE 099	DC Block	50DB-007-1	None	JFW	2017/3/1	2018/2/28
ETSTW-RE 112	AC POWER SOURCE	TFC-1005	T-0A023536	T-Power	Function test	
ETSTW-RE 115	2.4GHz Notch Filter	N0124411	473874	MICROWAVE CIRCUITS	2017/1/12	2018/1/11
ETSTW-RE 120	RF Player	MP9200	MP9210-111022	ADIVIC	Function test	



# Worldwide Testing Services(Taiwan) Co., Ltd.

Registration number: W6D21706-17079-P-15B  
FCC ID:H5OR59

ETSTW-RE 122	SIGNAL GENERATOR	SMF100A	102149	R&S	2017/5/26	2018/5/25
ETSTW-RE 125	5GHz Notch filter	5NSL11-5200/E221.3-O/O	1	K&L Microwave	2016/8/10	2017/8/9
ETSTW-RE 126	5GHz Notch filter	5NSL12-5800/E221.3-O/O	1	K&L Microwave	2016/8/10	2017/8/9
ETSTW-RE 127	RF Switch Box	RFS-01	None	WTS	2017/3/1	2018/2/28
ETSTW-RE 128	5.3GHz Notch filter	N0153001	SN487233	Microwave Circuits	2016/8/10	2017/8/9
ETSTW-RE 129	5.5GHz Notch filter	N0555984	SN487234	Microwave Circuits	2016/8/10	2017/8/9
ETSTW-RE 130	Handheld RF Spectrum Analyzer	N9340A	CN0147000204	Agilent	Pre-test Use	
ETSTW-RE 142	Amplifier	8447D	2805A03378	Agilent	2017/4/12	2018/4/11
ETSTW-RE 143	Humidity Temperature Meter	TES-1260	110104623	TES	2016/8/19	2017/8/18
ETSTW-RE 147	Bi-log Hybrid Antenna	MCTD 2786B	BLB16M04005	ETC	2017/3/22	2018/3/21
ETSTW-EMI 011	USB Compact Modulator	SFC-U	101689	R&S	2017/5/10	2018/5/9
ETSTW-GSM 002	Universal Radio Communication Tester	CMU 200	109439	R&S	2017/2/24	2018/2/23
ETSTW-GSM 003	Radio Communication Analyzer	MT8820C	6201342073	Anritsu	2017/2/10	2018/2/9
ETSTW-GSM 004	Wideband Radio Communication Tester	CMW500	128092	R&S	2016/12/15	2017/12/14
ETSTW-GSM 019	Band Reject Filter	WRCTF824/849-822/851-40 /12+9SS	3	WI	2017/1/12	2018/1/11
ETSTW-GSM 020	Band Reject Filter	WRCD1747/1748-1743/1752-32/5SS	1	WI	2017/1/12	2018/1/11
ETSTW-GSM 021	Band Reject Filter	WRCD1879.5/1880.5-1875.5/1884.5-32/5SS	3	WI	2017/1/12	2018/1/11
ETSTW-GSM 022	Band Reject Filter	WRCT901.9/903.1-904.25-50/8SS	1	WI	2017/1/12	2018/1/11
ETSTW-GSM 023	Power Divider	4901.19.A	None	SUHNER	2016/9/14	2017/9/13
ETSTW-Cable 010	BNC Cable	RGS-142	None	THERMAX	2016/9/12	2017/9/11
ETSTW-Cable 011	SMA to N type Cable	RGU-400	None	THERMAX	Pre-test Use NCR	
ETSTW-Cable 012	BNC Cable	RGS-400	None	THERMAX	2016/9/12	2017/9/11
ETSTW-Cable 016	BNC Cable	Switch Box	B Cable 1	Schwarz beck	2017/2/23	2018/2/22
ETSTW-Cable 017	BNC Cable	X Cable	B Cable 2	Schwarz beck	2017/2/23	2018/2/22
ETSTW-Cable 018	BNC Cable	Y Cable	B Cable 3	Schwarz beck	2017/2/23	2018/2/22
ETSTW-Cable 019	BNC Cable	Z Cable	B Cable 4	Schwarz beck	2017/2/23	2018/2/22
ETSTW-Cable 020	N TYPE Cable	OATS Cable 1	N30N30-L335-15M	JYE BAO CO.,LTD.	2017/7/3	2018/7/2
ETSTW-Cable 022	N TYPE Cable	5006	0002	JYE BAO CO.,LTD.	2017/4/6	2018/4/5
ETSTW-Cable 026	Microwave Cable	SUCOFLEX 104	279075	HUBER+SUHNER	2017/3/1	2018/2/28
ETSTW-Cable 027	Microwave Cable	SUCOFLEX 104	279083	HUBER+SUHNER	2017/5/12	2018/5/11
ETSTW-Cable 028	Microwave Cable	FA147A0015M2020	30064-2	UTIFLEX	2016/9/20	2017/9/19
ETSTW-Cable 029	Microwave Cable	FA147A0015M2020	30064-3	UTIFLEX	2016/9/20	2017/9/19
ETSTW-Cable 030	Microwave Cable	SUCOFLEX 104 (S Cable 9)	279067	HUBER+SUHNER	2017/3/1	2018/2/28
ETSTW-Cable 031	Microwave Cable	SUCOFLEX 104 (S Cable 10)	238092	HUBER+SUHNER	2017/4/12	2018/4/11
ETSTW-Cable 043	Microwave Cable	SUCOFLEX 104	317576	HUBER+SUHNER	2017/4/12	2018/4/11
ETSTW-Cable 048	Microwave Cable	SUCOFLEX 104	325519	HUBER+SUHNER	2017/4/12	2018/4/11



# Worldwide Testing Services(Taiwan) Co., Ltd.

Registration number: W6D21706-17079-P-15B  
 FCC ID:H5OR59

ETSTW-Cable 058	Microwave Cable	SUCOFLEX 104	none	HUBER+SUHNER	2017/2/20	2018/2/19
ETSTW-Cable 064	Microwave Cable	SUCOFLEX 104	MY28891	HUBER+SUHNER	2017/4/12	2018/4/11
ETSTW-Cable 066	SMA type cable	32022	None	ASTROLAB	2016/9/12	2017/9/11
ETSTW-Cable 071	N TYPE CABLE	EMCCFD400-NM-NM-25000	170239	EMCI	2017/2/20	2018/2/19
WTSTW-SW 002	EMI TEST SOFTWARE	EZ EMC	None	Farad	Version ETS-03A1	
WTSTW-SW 006	EMI TEST SOFTWARE	e3	None	AUDIX	Version 9.161014	
WTSTW-SW 008	Signal studio	Agilent	None	AUDIX	Version 2.0.0.1	

## Test location


OATS (10m)	No.5-1, Lishui, Shuang Sing Village, Wanli Dist., New Taipei City 207, Taiwan (R.O.C.)	<input type="checkbox"/>
semi-anechoic chamber (3m)	No.35, Aly. 21, Ln. 228, Ankang Rd., Neihu Dist., Taipei City 114, Taiwan (R.O.C.)	<input checked="" type="checkbox"/>

## 2.4 Test results

1<sup>st</sup> test       test after modification       production test

Test			Done	Test passed	Test failed
Emission / Immunity					
Emission	Radiated Emission	FCC part 15.109 Class B	<input checked="" type="checkbox"/>	<input checked="" type="checkbox"/>	<input type="checkbox"/>
Emission	Conducted Emission	FCC part 15.107 Class B	<input type="checkbox"/>	<input type="checkbox"/>	<input type="checkbox"/>

(The following is intentionally left blank.)



Registration number: W6D21706-17079-P-15B

FCC ID:H5OR59

## **2.4.1 Radiated Emission**

### **2.4.1.1 Test Equipment**

a) EMI TEST RECEIVER (ESVS10)

For your reference please find it in our test equipment list at page 9 to 11 as number : ETSTW-RE 005

b) EMI TEST RECEIVER (ESI 40)

For your reference please find it in our test equipment list at page 9 to 11 as number : ETSTW-RE 004

c) Amplifier Module (CHC2)

For your reference please find it in our test equipment list at page 9 to 11 as number : ETSTW-RE 062

d) Double-Ridged Waveguide Horn Antenna (3117)

For your reference please find it in our test equipment list at page 9 to 11 as number : ETSTW-RE 030

e) Preamplifier (JPA-10M1G)

For your reference please find it in our test equipment list at page 9 to 11 as number : ETSTW-RE 146

f) Bi-log Hybrid Antenna (MCTD 2786B)

For your reference please find it in our test equipment list at page 9 to 11 as number : ETSTW-RE 148


### **2.4.1.2 Test Procedures**

- Test configuration

The test configuration corresponds to the standard ANSI C63.4. The equipment under test is placed on a non metallic table with 0.8m height. The power supply and the RF connection points are close to the equipment under test at the floor inside a connection box. The cables to this connection box are shielded and below the double floor. The receiving antenna is placed in a height at 1.0 to 4.0m, in a distance of 3m. The measurement receiver is placed in a special room.

- Test parameters and marginal conditions

The test is carried out with horizontal and vertical polarization of the antenna in a frequency range of 30 MHz to 12750 MHz. Further information please find in the test protocol.



Registration number: W6D21706-17079-P-15B  
FCC ID:H5OR59

## **2.4.2 Conducted Emission**

### **2.4.2.1 Test Equipment**

a) EMI TEST RECEIVER (ESHS10)

For your reference please find it in our test equipment list at page 9 to 11 as number : ETSTW-CE 001

b) TWO-LINE V-NETWORK (ENV216)

For your reference please find it in our test equipment list at page 9 to 11 as number : ETSTW-CE 016

c) MXE EMI Receiver (N9038A)


For your reference please find it in our test equipment list at page 9 to 11 as number : ETSTW-CE 028

- Test configuration

The test configuration is contained inside of a shielded chamber and corresponds to the standard ANSI C63.4. The equipment under test is placed in the facility on a wooden table 0.8m height. The equipment under test is connected with the artificial mains network (AMN) in a distance of 0.8m and also 0.8m from other subassembly and metallic area. The measurement receiver is placed in a special room adjacent to the chamber.

- Test parameters and marginal conditions

The test is carried out with nominal impedance by  $50\Omega / 50\mu\text{H}$  of the AMN in a frequency range 150 kHz to 30 MHz. This measurement was transacted first with instrumentation using an average and peak detector and a 10 kHz bandwidth. If the peak detector achieves a calculated level, the measurement is repeated by an instrumentation using a quasi-peak detector. Further information please find in test report.



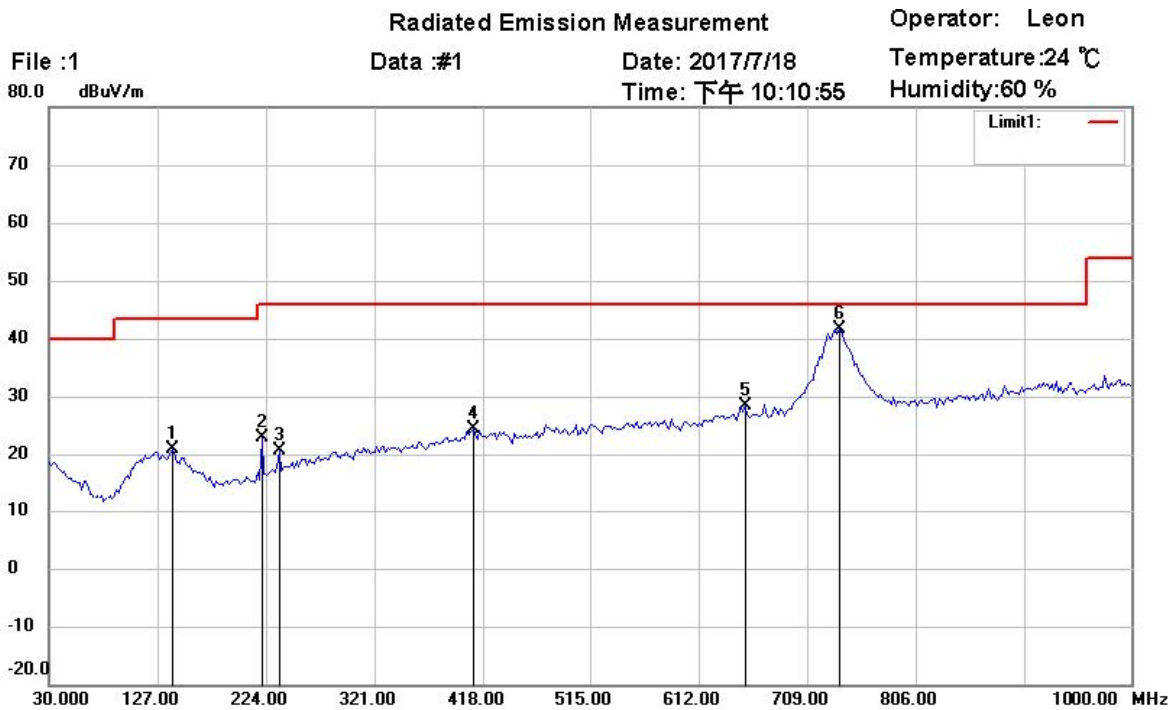
Registration number: W6D21706-17079-P-15B  
 FCC ID:H5OR59

## 2.5 Test protocols

### 2.5.1 Radiated Emission

## Radio Noise Field Strength

# Emission



Site : 966 Chamber

Condition : FCC\_part 15 RE-Class B\_30-1000MHz

EUT : W6M21706-17078

M/N:

Test Mode :


Note :

Polarization: *Horizontal*

Power : 12 Vd.c.

Distance: 3m

Mk.	Frequency (MHz)	Reading (dBuV)	Detector	Corr. factor (dB/m)	Result (dBuV/m)	Limit (dBuV/m)	Ant.Pos (cm)	Tab.Pos (deg.)	Margin (dB)	Comment
	140.8015	27.91	QP	-6.94	20.97	43.50	100	95	-22.53	
	220.5010	33.02	QP	-10.11	22.91	46.00	100	220	-23.09	
	236.0520	29.28	QP	-8.58	20.70	46.00	100	175	-25.30	
	409.0581	27.95	QP	-3.46	24.49	46.00	100	60	-21.51	
	653.9880	28.71	QP	-0.23	28.48	46.00	100	230	-17.52	
*	737.5751	41.25	QP	0.31	41.56	46.00	100	140	-4.44	



# Worldwide Testing Services(Taiwan) Co., Ltd.

Registration number: W6D21706-17079-P-15B  
 FCC ID:H5OR59

## Radiated Emission Measurement

Operator: Leon

File :1

Data :#2

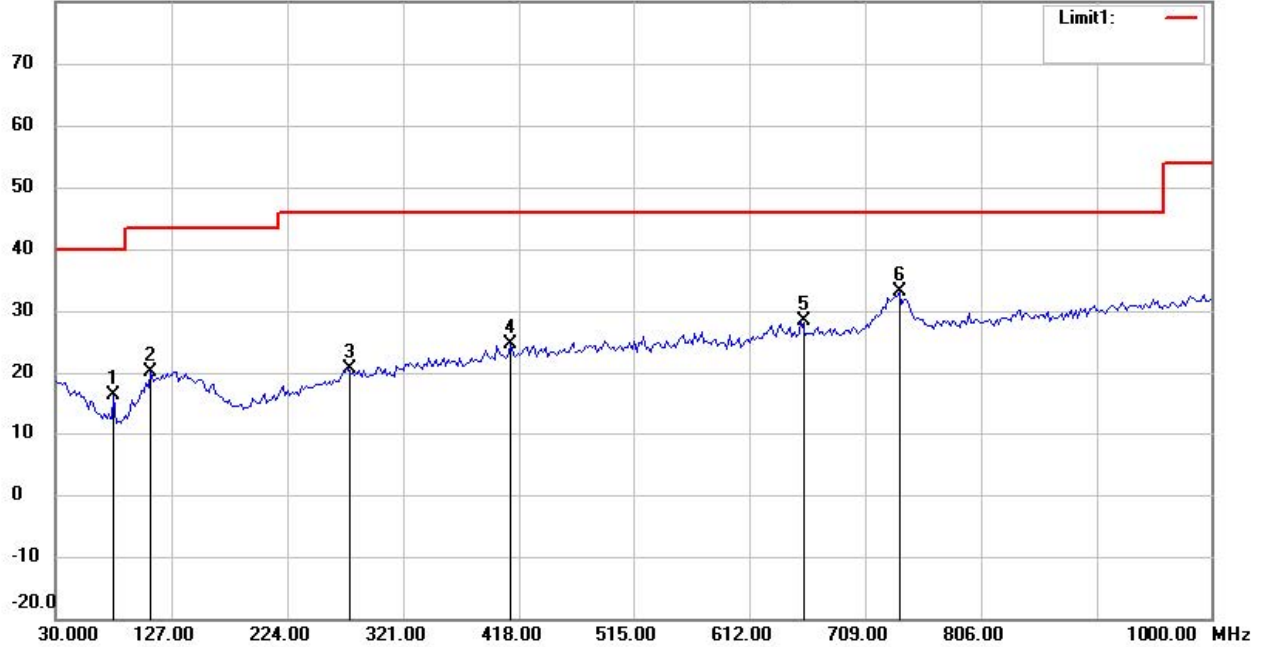
Date: 2017/7/18

Temperature:24 °C

80.0 dBuV/m

Time: 下午 10:11:49

Humidity:60 %



Site : 966 Chamber

Condition : FCC\_part 15 RE-Class B\_30-1000MHz

Polarization: *Vertical*

EUT : W6M21706-17078

Power : 12 Vd.c.

M/N:

Distance: 3m

Test Mode :

Note :

Mk.	Frequency (MHz)	Reading (dBuV)	Detector	Corr. factor (dB/m)	Result (dBuV/m)	Limit (dBuV/m)	Ant.Pos (cm)	Tab.Pos (deg.)	Margin (dB)	Comment
	78.5972	30.64	QP	-14.15	16.49	40.00	100	55	-23.51	
	109.6994	27.84	QP	-7.70	20.14	43.50	100	210	-23.36	
	274.9300	27.09	QP	-6.55	20.54	46.00	100	195	-25.46	
	411.0020	28.04	QP	-3.43	24.61	46.00	100	170	-21.39	
	655.9320	28.70	QP	-0.23	28.47	46.00	100	355	-17.53	
*	737.5752	32.72	QP	0.31	33.03	46.00	100	60	-12.97	





# Worldwide Testing Services(Taiwan) Co., Ltd.

Registration number: W6D21706-17079-P-15B  
 FCC ID:H5OR59

## Radiated Emission Measurement

Operator: Leon

File :3

Data :#1

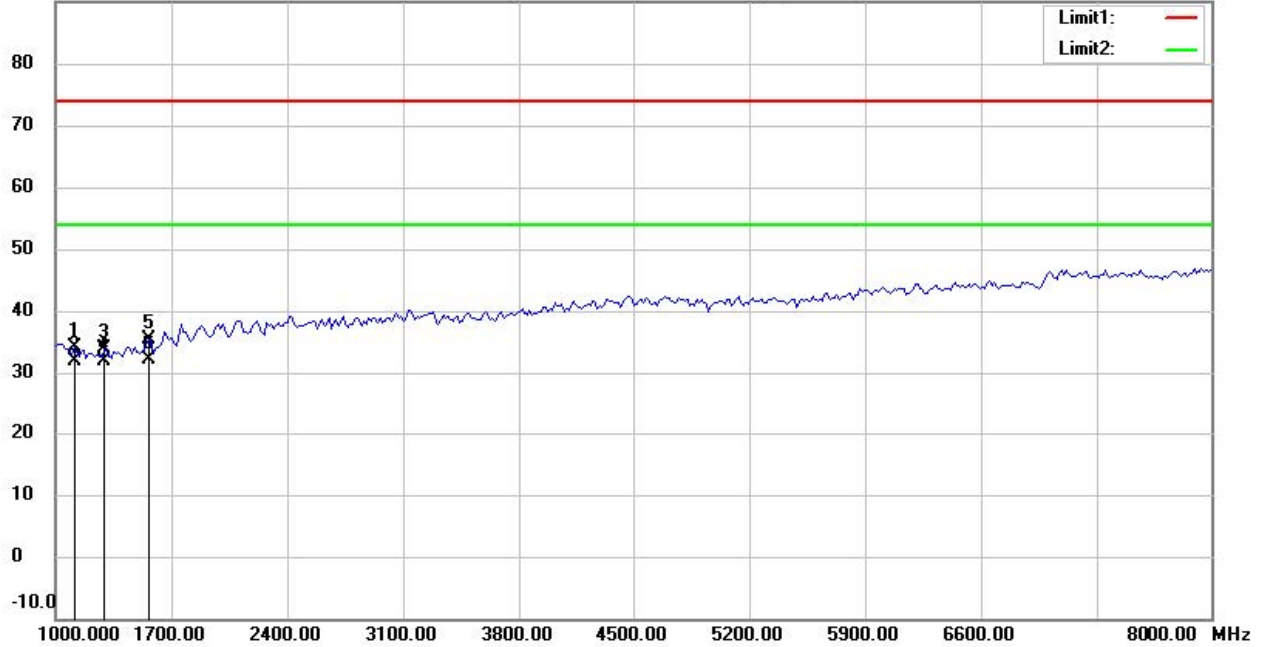
Date: 2017/7/18

Temperature:24 °C

90.0 dBuV/m

Time: 下午 05:33:28

Humidity:60 %



Site : 966 Chamber

Condition : FCC\_part 15 RE-Class B\_Above 1GHz\_PK

Polarization: *Horizontal*

EUT : W6M21706-17078

Power : 12 Vd.c.

M/N:

Distance: 3m

Test Mode :

Note :

Mk.	Frequency (MHz)	Reading (dBuV)	Detector	Corr. factor (dB/m)	Result (dBuV/m)	Limit (dBuV/m)	Ant.Pos (cm)	Tab.Pos (deg.)	Margin (dB)	Comment
	1112.224	43.02	peak	-8.90	34.12	74.00	100	265	-39.88	
	1112.224	40.75	AVG	-8.90	31.85	54.00	100	265	-22.15	
	1294.589	43.02	peak	-9.20	33.82	74.00	100	90	-40.18	
	1294.589	41.03	AVG	-9.20	31.83	54.00	100	90	-22.17	
	1561.122	43.92	peak	-8.45	35.47	74.00	100	30	-38.53	
*	1561.122	40.59	AVG	-8.45	32.14	54.00	100	30	-21.86	



# Worldwide Testing Services(Taiwan) Co., Ltd.

Registration number: W6D21706-17079-P-15B  
 FCC ID:H5OR59

## Radiated Emission Measurement

Operator: Leon

File :3

Data :#3

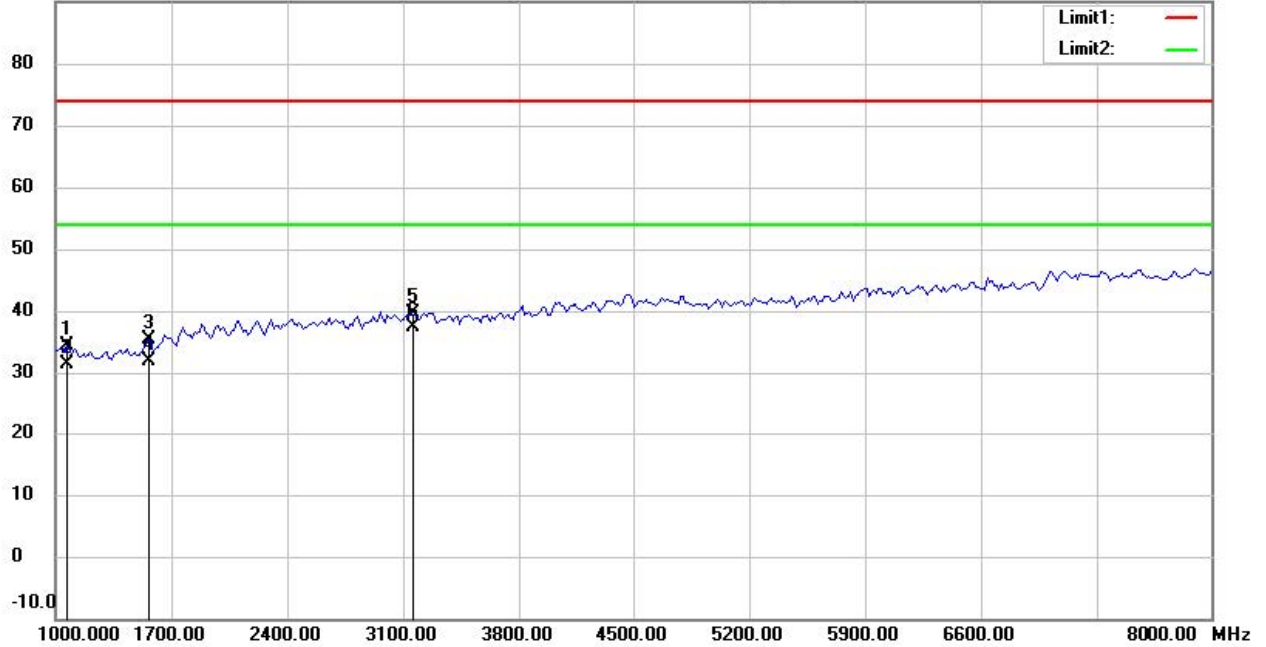
Date: 2017/7/18

Temperature:24 °C

90.0 dBuV/m

Time: 下午 05:34:55

Humidity:60 %



Site : 966 Chamber

Condition : FCC\_part 15 RE-Class B\_Above 1GHz\_PK

Polarization: *Vertical*

EUT : W6M21706-17078

Power : 12 Vd.c.

M/N:

Distance: 3m

Test Mode :

Note :

Mk.	Frequency (MHz)	Reading (dBuV)	Detector	Corr. factor (dB/m)	Result (dBuV/m)	Limit (dBuV/m)	Ant.Pos (cm)	Tab.Pos (deg.)	Margin (dB)	Comment
	1070.140	42.75	peak	-8.34	34.41	74.00	100	155	-39.59	
	1070.140	39.75	AVG	-8.34	31.41	54.00	100	155	-22.59	
	1561.122	43.74	peak	-8.45	35.29	74.00	100	265	-38.71	
	1561.122	40.36	AVG	-8.45	31.91	54.00	100	265	-22.09	
	3146.293	42.38	peak	-2.63	39.75	74.00	100	80	-34.25	
*	3146.293	39.91	AVG	-2.63	37.28	54.00	100	80	-16.72	



# Worldwide Testing Services(Taiwan) Co., Ltd.

Registration number: W6D21706-17079-P-15B  
 FCC ID:H5OR59

## Radiated Emission Measurement

Operator: Leon

File :3

Data :#2

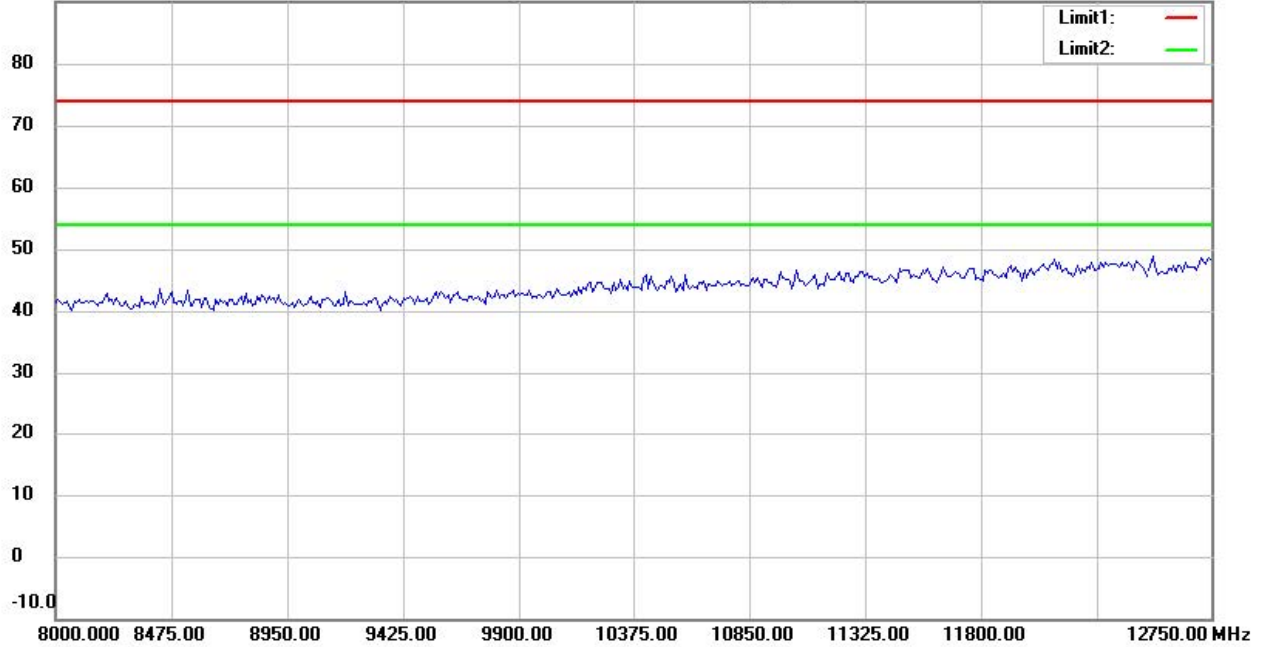
Date: 2017/7/18

Temperature :24 °C

90.0 dBuV/m

Time: 下午 05:36:02

Humidity:60 %



Site : 966 Chamber

Condition : FCC\_part 15 RE-Class B\_Above 1GHz\_PK

Polarization: *Horizontal*

EUT : W6M21706-17078

Power : 12 Vd.c.


M/N:

Distance: 3m

Test Mode :

Note :

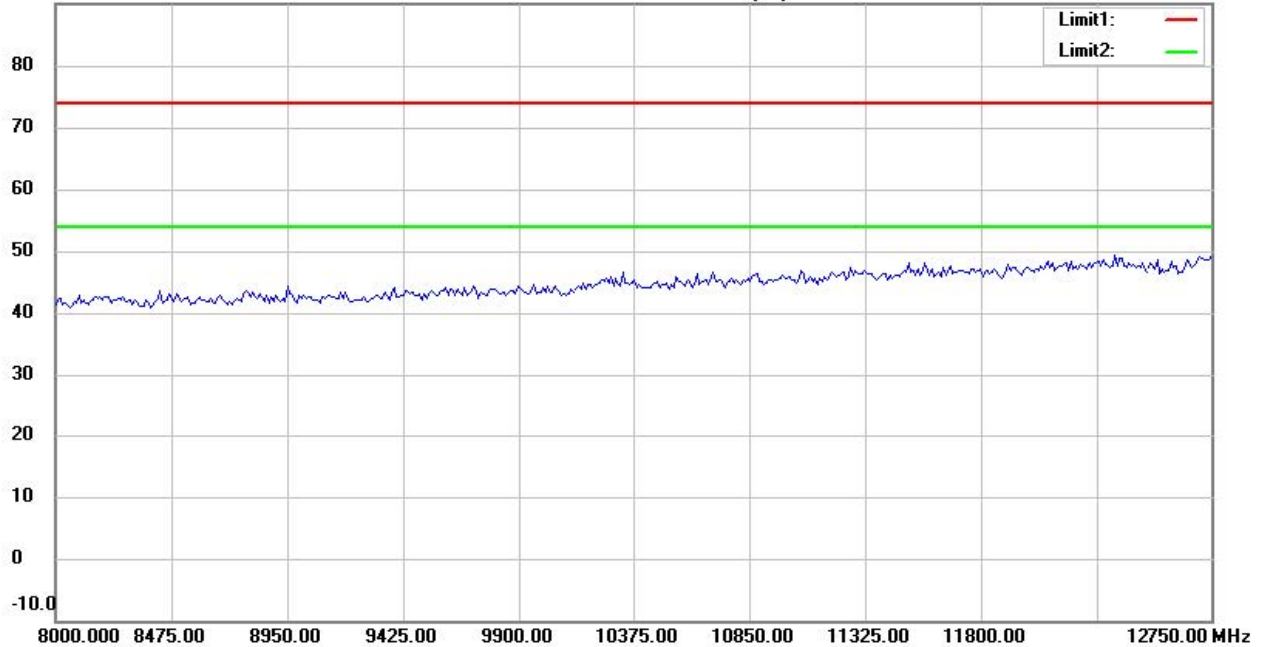
Mk.	Frequency (MHz)	Reading (dBuV)	Detector	Corr. factor (dB/m)	Result (dBuV/m)	Limit (dBuV/m)	Ant.Pos (cm)	Tab.Pos (deg.)	Margin (dB)	Comment
-----	-----------------	----------------	----------	---------------------	-----------------	----------------	--------------	----------------	-------------	---------



# Worldwide Testing Services(Taiwan) Co., Ltd.

Registration number: W6D21706-17079-P-15B  
FCC ID:H5OR59

		Radiated Emission Measurement	Operator: Leon
File :3	Data :#4	Date: 2017/7/18	Temperature :24 °C
90.0 dBuV/m		Time: 下午 05:36:39	Humidity:60 %



Site : 966 Chamber	Polarization: <b>Vertical</b>
Condition : FCC_part 15 RE-Class B_Above 1GHz_PK	Power : 12 Vd.c.
EUT : W6M21706-17078	Distance: 3m
M/N:	
Test Mode :	
Note :	

Mk.	Frequency (MHz)	Reading (dBuV)	Detector	Corr. factor (dB/m)	Result (dBuV/m)	Limit (dBuV/m)	Ant.Pos (cm)	Tab.Pos (deg.)	Margin (dB)	Comment
-----	-----------------	----------------	----------	---------------------	-----------------	----------------	--------------	----------------	-------------	---------

**Note:**

1. Correction Factor = Antenna factor + Cable loss - Preamplifier
2. The formula of measured value as: Test Result = Reading + Correction Factor
3. Detector function in the form : PK = Peak, QP = Quasi Peak, AV = Average
4. All not in the table noted test results are more than 20 dB below the relevant limits.  
Measurement uncertainty for 3m measurement: 30-1000 MHz = ± 3.30 dB, 1-18 GHz = ±2.28 dB, 18-40 GHz = ±2.19 dB ; Reported uncertainties represent expanded uncertainties expressed at approximately the 95% confidence level using a coverage factor of k = 2.
5. Up Line: PK Limit Line, Down Line: Ave Limit Line.



Registration number: W6D21706-17079-P-15B  
 FCC ID:H5OR59

**2.5.2 Conducted Emission**

**Conducted Emission**

**Emission**

Model: RX914F9A Date: --  
 Mode: -- Temperature: -- °C Engineer: --  
 Polarization: -- Humidity: -- %


Frequency (MHz)	Reading (dBuV)		Factor (dB) Corr.	Result (dBuV)		Limit (dBuV)		Margin (dB)
	QP	Ave.		QP	Ave.	QP	Ave.	
--	--	--	--	--	--	--	--	--
--	--	--	--	--	--	--	--	--
--	--	--	--	--	--	--	--	--
--	--	--	--	--	--	--	--	--
--	--	--	--	--	--	--	--	--
--	--	--	--	--	--	--	--	--

Polarization: --

Frequency (MHz)	Reading (dBuV)		Factor (dB) Corr.	Result (dBuV)		Limit (dBuV)		Margin (dB)
	QP	Ave.		QP	Ave.	QP	Ave.	
--	--	--	--	--	--	--	--	--
--	--	--	--	--	--	--	--	--
--	--	--	--	--	--	--	--	--
--	--	--	--	--	--	--	--	--
--	--	--	--	--	--	--	--	--
--	--	--	--	--	--	--	--	--

**Note:**


- The formula of measured value as: Test Result = Reading + Correction Factor**
- The Correction Factor = Cable Loss + LISN Insertion Loss + Pulse Limit Loss**
- Detector function in the form : PK = Peak, QP = Quasi Peak, AV = Average**
- All not in the table noted test results are more than 20 dB below the relevant limits.**
- Measurement uncertainty = ±0.74 dB; Reported uncertainties represent expanded uncertainties expressed at approximately the 95% confidence level using a coverage factor of k = 2.**
- Up Line: QP Limit Line, Down Line: Ave Limit Line.**
- This test is not required.**



Registration number: W6D21706-17079-P-15B  
FCC ID:H5OR59

## **2.6 Equipment Modification**


No modification was made to pass all tests.



Registration number: W6D21706-17079-P-15B  
FCC ID:H5OR59

### **3 Normative references**

- /1/ FCC part 15 Subpart B  
Radio Frequency Devices
  
- /2/ ANSI C63.4-2014  
American National Standard for Methods of Measurement of Radio Noise Emissions from Low-Voltage Electrical and Electronic Equipment in the Range of 9 kHz to 40 GHz




## **Appendix**

### **Photos**

1. External Photos
2. Internal Photos
3. Set Up Photo of Radiated Emission
4. Set Up Photo of Conducted Emission






Registration number: W6D21706-17079-P-15B

FCC ID:H5OR59

External Photos






***Worldwide Testing Services(Taiwan) Co., Ltd.***


Registration number: W6D21706-17079-P-15B  
FCC ID:H5OR59






Registration number: W6D21706-17079-P-15B  
FCC ID:H5OR59





Registration number: W6D21706-17079-P-15B  
FCC ID:H5OR59





Registration number: W6D21706-17079-P-15B  
FCC ID:H5OR59





Registration number: W6D21706-17079-P-15B  
FCC ID:H5OR59




Registration number: W6D21706-17079-P-15B

FCC ID:H5OR59


Internal Photos




Registration number: W6D21706-17079-P-15B  
FCC ID:H5OR59








Registration number: W6D21706-17079-P-15B  
FCC ID:H5OR59







Registration number: W6D21706-17079-P-15B

FCC ID:H5OR59

Set Up Photo of Radiated Emission

Below 1 GHz





# Worldwide Testing Services(Taiwan) Co., Ltd.

Registration number: W6D21706-17079-P-15B  
FCC ID:H5OR59  
Above 1GHz

