



FCC ELECTROMAGNETIC EMISSIONS COMPLIANCE REPORT CERTIFICATION TO FCC PART 15 REQUIREMENTS

for

Car Alarm Receiver

FCC ID Number : H5OR43
Trade Name : Advance Security Inc.
Model Number : CS400S
Agency Series : N/A
Report Number : 41129404-RP1
Date : December 7, 2004

Prepared to :

Advance Security Inc.
3F, 48 Ta An Street, Hsi Chih,
Taipei Hsien, Taiwan, R.O.C.

Prepared by :

Compliance Certification Services Inc.
Hsintien Lab.

No. 165, Chungsen Road, Hsintien City
Taipei Hsien, Taiwan

TEL: (02) 2217-0894

FAX: (02) 2217-1029



**This report shall not be reproduced, except in full, without the written approval of
Compliance Certification Services Inc.**



TABLE OF CONTENTS

1.	VERIFICATION OF COMPLIANCE	3
2.	PRODUCT DESCRIPTION	4
3.	TEST FACILITY	4
4.	MEASUREMENT EQUIPMENT USED	4
5.	TEST CONFIGURATION.....	5
6.	TESTS CONDUCTED	5
7.	RADIATED EMISSION TEST PROCEDURE.....	5
8.	COHERENT TESTS	6
9.	EQUIPMENT MODIFICATIONS	6

**1. VERIFICATION OF COMPLIANCE**

COMPANY NAME : Advance Security Inc.
 3F, 48 Ta An Street, Hsi Chih,
 Taipei Hsien, Taiwan, R.O.C.

CONTACT PERSON : Michael Chen / President

TELEPHONE NO. : (886-2) 8648-1688

EUT DESCRIPTION : Car Alarm Receiver

MODEL NAME/NUMBER : CS400S


FCC ID : H5OR43

DATE TESTED : December 2, 2004


REPORT NUMBER : 41129404-RP1

TYPE OF EQUIPMENT	SECURITY EQUIPMENT
EQUIPMENT TYPE	433.92 MHz Car Alarm Receiver
MEASUREMENT PROCEDURE	ANSI 63.4 / 2003
LIMIT TYPE	CERTIFICATION
FCC RULE	CFR 47, PART 15.109

The above equipment was tested by Compliance Certification Services Inc. for compliance with the requirements set forth in the FCC CFR 47, PART 15. The results of testing in this report apply to the product/system which was tested only. Other similar equipment will not necessarily produce the same results due to production tolerance and measurement uncertainties. **Warning:** This document reports conditions under which testing was conducted and results of tests performed. This document may not be altered or revised in any way unless done so by Compliance Engineering Services, Inc. and all revisions are duly noted in the revisions section. Any alteration of this document not carried out by Compliance Certification Services Inc. will constitute fraud and shall nullify the document.

Approved by:**Reviewed by:**


David Wang
 Manager of Hsintien Laboratory
 Compliance Certification Services Inc.



Vince Chiang
 Section Manager of Hsintien Laboratory
 Compliance Certification Services Inc.



2. PRODUCT DESCRIPTION

Advance Security Inc., Model No: CS400S is the receiving portion of a multi-purpose security device. The associated transmitter is manufactured by Advance Security Inc.,
FCC ID: H5OT21.

3. TEST FACILITY

The open area test sites and conducted measurement facilities used to collect the radiated data are located at No. 165 & No. 199, Chung Sheng Road, Hsin Tien City, Taipei, Taiwan R.O.C. The sites are constructed in conformance with the requirements of ANSI C63.7, ANSI C63.4 and CISPR Publication 22.

The measuring instrument which was utilized in performing the tests documented herein has been calibrated in accordance with the manufacturer's recommendations for utilizing calibration equipment which is traceable to recognized national standards.

4. MEASUREMENT EQUIPMENT USED

Manufacturer	Model Number	Description	Cal Due Date
CCS	E Site	SITE NSA	09/10/2005
R&S	DSAI-D / ESBI-RF	EMI TEST RECEIVER	03/08/2005
SCHAFFNER	CBL 6112B	ANTENNA	09/25/2005
H.P.	8447D A	AMPLIFIER	04/30/2005
BELDEN	9913	CABLE	03/05/2005
TFA	N/A	THERMO-HYGRO METER	11/09/2005



5. TEST CONFIGURATION

Set frequency generator to 433.92 MHz. EUT receiving transmission continuously. All the wires are placed on the turn table to their maximum length to simulate the worse emission conditions.

6. TESTS CONDUCTED

CFR 47, 15.109 RADIATED EMISSION TESTS	RADIATED AT 3 METERS
---	----------------------

7. RADIATED EMISSION TEST PROCEDURE

The EUT and all other support equipment are placed on a wooden table 80 cm above the ground screen. Antenna to EUT distance is 3 meters. During the test, the table is rotated 360 degrees to maximize emissions and the antenna is positioned from 1 to 4 meters above the ground screen to further maximize emissions. The antenna is polarized in both vertical and horizontal positions.

Monitor the frequency range of interest at a fixed antenna height and EUT azimuth. Frequency span should be small enough to easily differentiate between broadcast stations and intermittent ambients. Rotate EUT 360 degrees to maximize emissions received from EUT. If emission increases by more than 1 dB, or if another emission appears that is greater by 1 dB, return to azimuth where maximum occurred and perform additional cable manipulation to further maximize received emission.

Move antenna up and down to further maximize suspected highest amplitude signal. If emission increased by 1 dB or more, or if another emission appears that is greater by 1dB or more, return to antenna height where maximum signal was observed and manipulate cables to produce highest emissions, noting frequency and amplitude.



8. COHERENT TESTS

During Radiated Emission Tests, use a transmitter to emit a frequency of 433.92 to touch off the EUT. Then take down the highest readings.

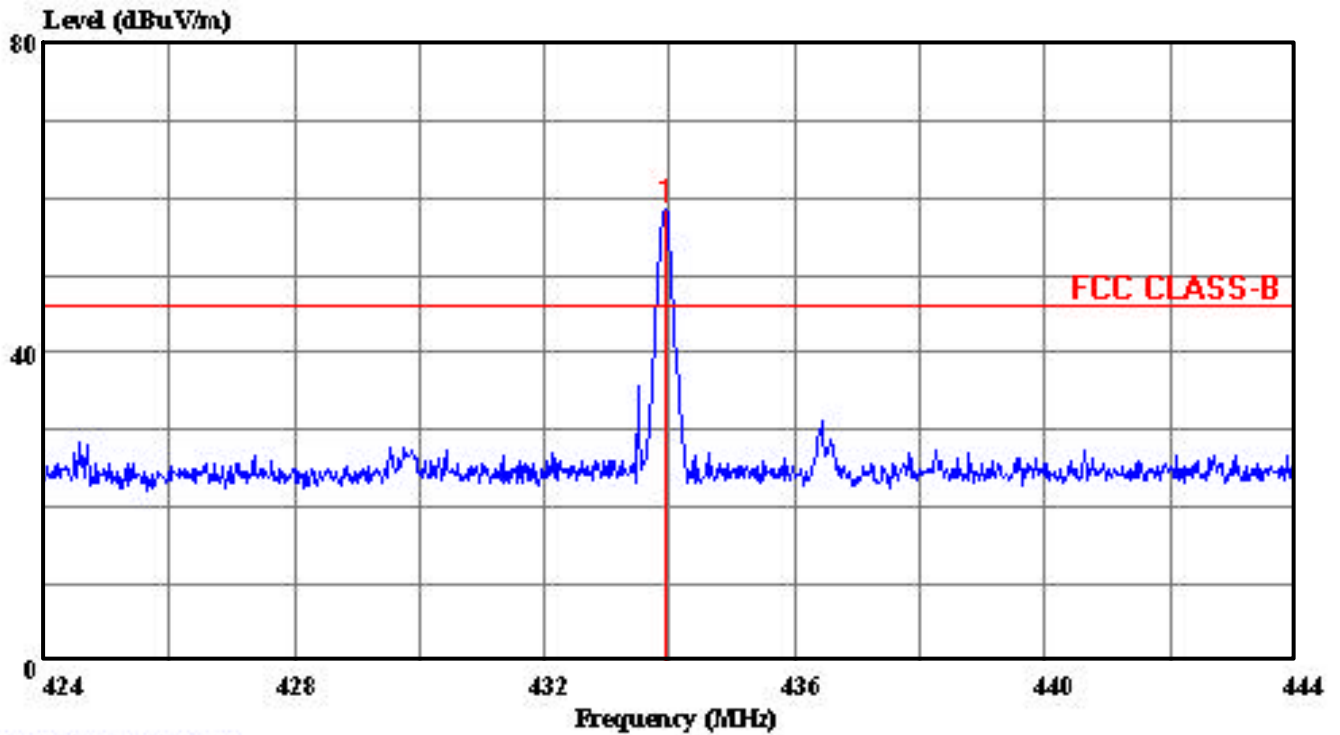
9. EQUIPMENT MODIFICATIONS

To achieve compliance to FCC section 15.109, the following change(s) were made during compliance testing:

NOT APPLICABLE

Data#: 13 File#: 41129404E.EMI

Date: 2004-12-02 Time: 10:38:12



(Compliance E-Site)

Trace: 9

Ref Trace:

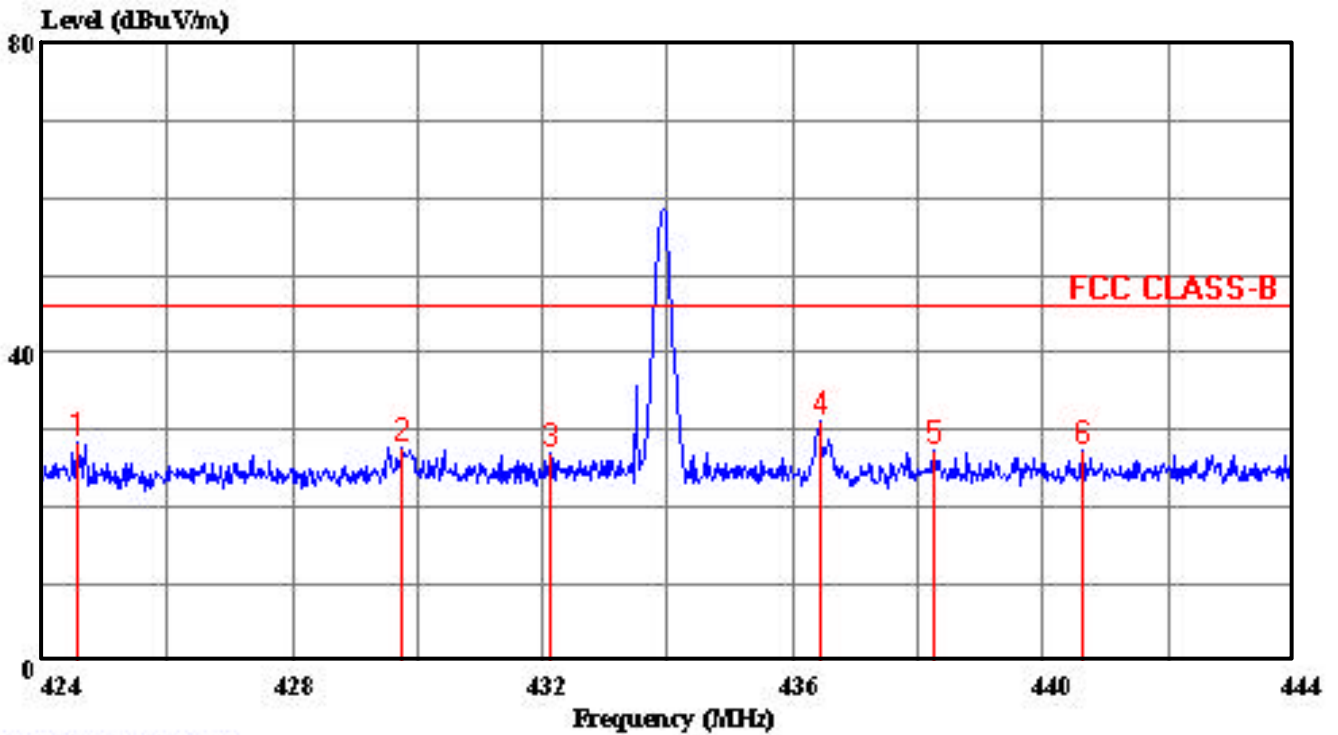
Condition: VERTICAL
 Report No. : 41129404
 Test Engr. : ELVIS ZENG
 Company : Advance Security Inc.
 EUT : CS400S
 Test Config : EUT / DC POWER
 Type of Test: FCC 15.109
 Mode of Op. : NORMAL MODE

Page: 1

	Read
Freq	Level
MHz	dBuV
1 * 433.940	63.32

Data#: 16 File#: 41129404E.EMI

Date: 2004-12-02 Time: 10:40:33



(Compliance E- Site)

Trace: 9

Ref Trace:

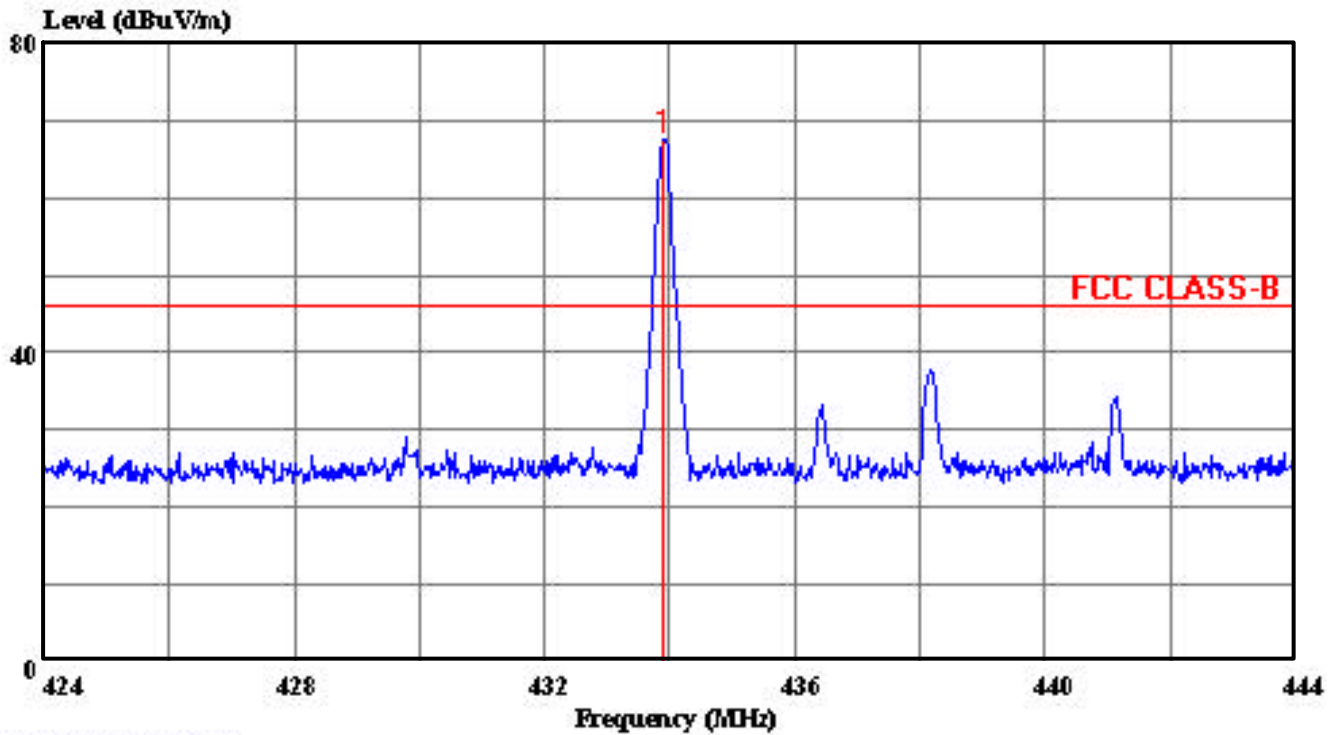
Condition: VERTICAL
Report No. : 41129404
Test Engr. : ELVIS ZENG
Company : Advance Security Inc.
EUT : CS400S
Test Config : EUT / DC POWER
Type of Test: FCC 15.109
Mode of Op. : NORMAL MODE

Page: 1

	Read	Limit	Over				
Freq	Level	Factor	Level	Line	Limit	Remark	
MHz	dBuV	dB	dBuV/m	dBuV/m	dB		
1	424.580	33.40	-5.02	28.38	46.00	-17.62	Peak
2	429.760	32.79	-4.92	27.88	46.00	-18.12	Peak
3	432.140	31.85	-4.87	26.99	46.00	-19.01	Peak
4	436.420	35.82	-4.80	31.02	46.00	-14.98	Peak
5	438.240	32.06	-4.72	27.34	46.00	-18.66	Peak
6	440.640	31.98	-4.60	27.38	46.00	-18.62	Peak

Data#: 14 File#: 41129404E.EMI

Date: 2004-12-02 Time: 10:42:23



(Compliance E-Site)

Trace: 11

Ref Trace:

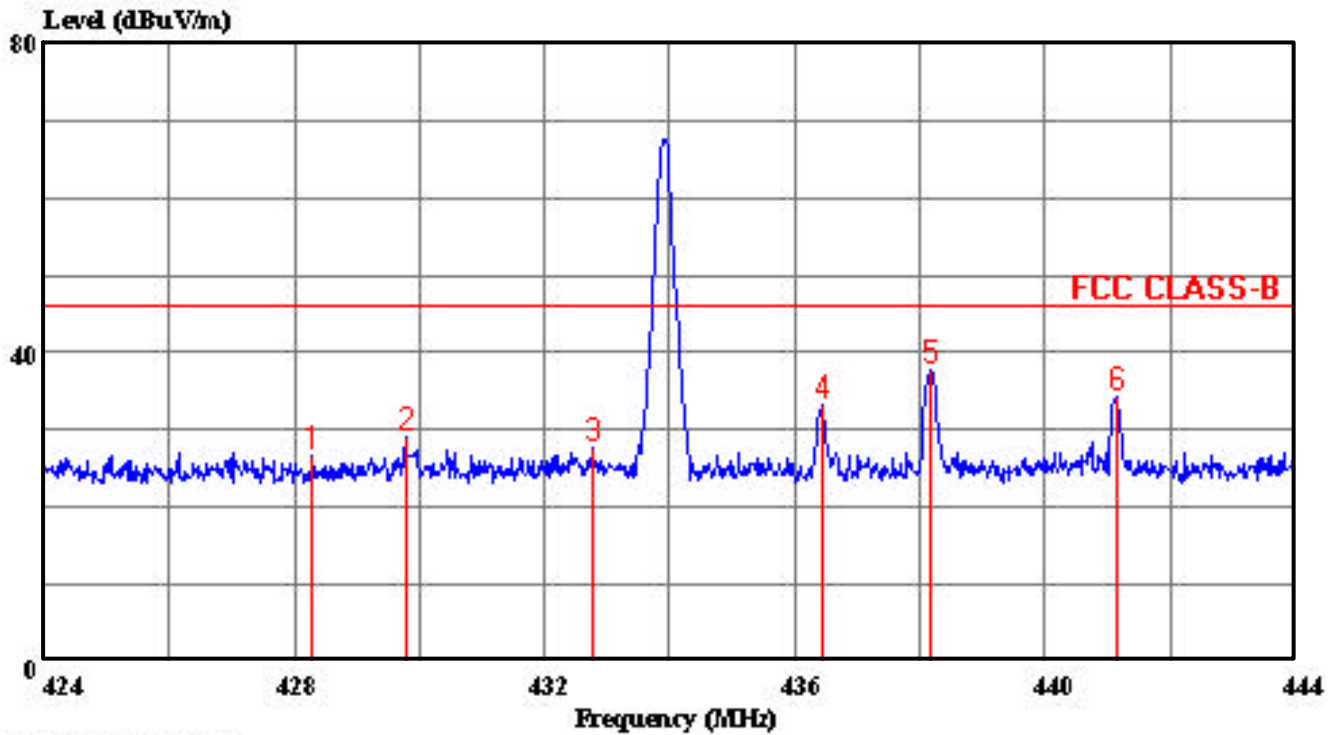
Condition: HORIZONTAL
 Report No. : 41129404
 Test Engr. : ELVIS ZENG
 Company : Advance Security Inc.
 EUT : CS400S
 Test Config : EUT / DC POWER
 Type of Test: FCC 15.109
 Mode of Op. : NORMAL MODE

Page: 1

	Read
Freq	Level
MHz	dBuV
1 * 433.900	72.33

Data#: 15 File#: 41129404E.EMI

Date: 2004-12-02 Time: 10:43:02



(Compliance E-Site)

Trace: 11

Ref Trace:

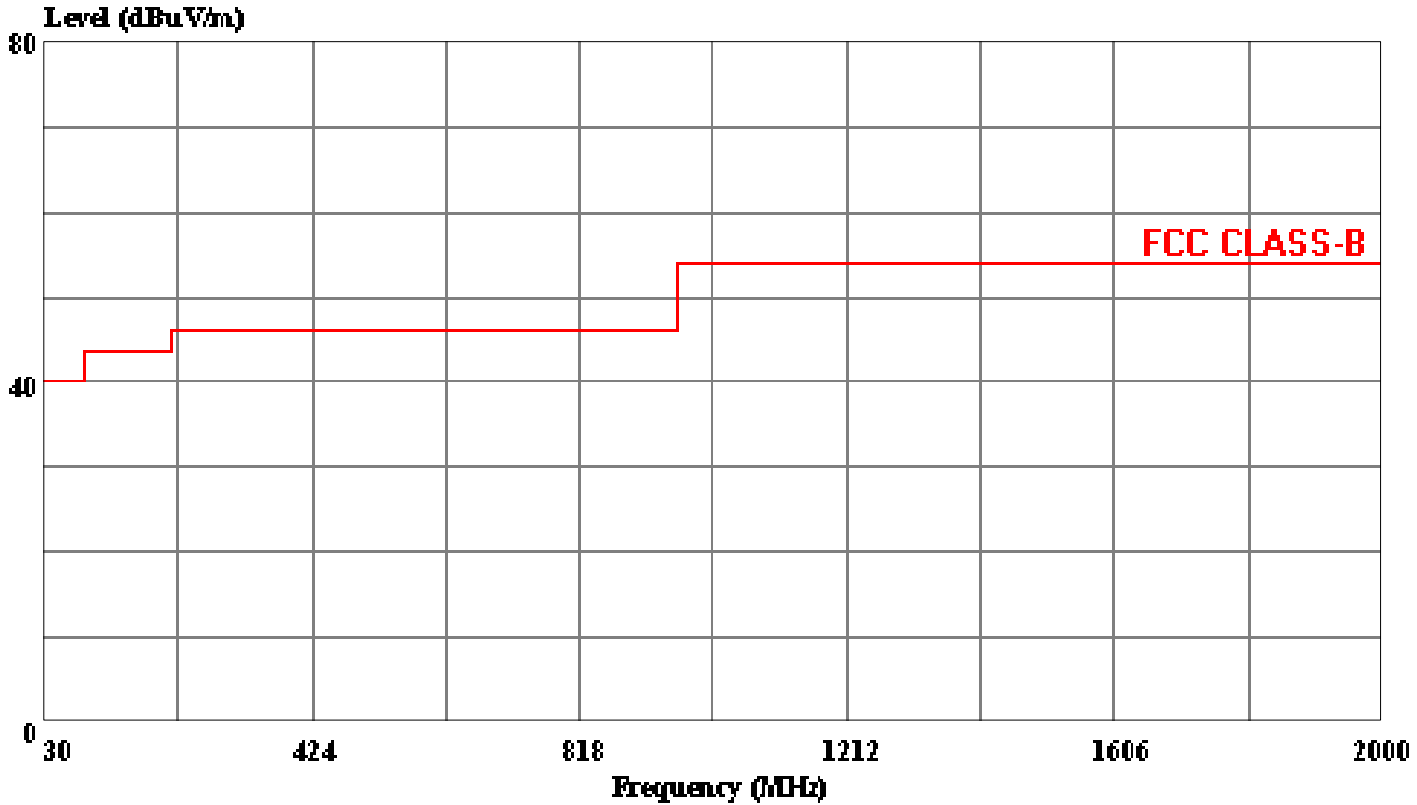
Condition: HORIZONTAL
 Report No. : 41129404
 Test Engr. : ELVIS ZENG
 Company : Advance Security Inc.
 EUT : CS400S
 Test Config : EUT / DC POWER
 Type of Test: FCC 15.109
 Mode of Op. : NORMAL MODE

Page: 1

	Read	Limit	Over			
Freq	Level	Factor	Level	Line	Limit	Remark
MHz	dBuV	dB	dBuV/m	dBuV/m	dB	
1	428.280	31.42	-4.87	26.55	46.00	-19.45 Peak
2	429.780	34.14	-4.92	29.22	46.00	-16.78 Peak
3	432.760	32.44	-4.84	27.60	46.00	-18.40 Peak
4	436.440	37.95	-4.79	33.15	46.00	-12.85 Peak
5	438.180	42.62	-4.71	37.91	46.00	-8.09 Peak
6	441.140	38.81	-4.60	34.21	46.00	-11.79 Peak

Data#: 7 File#: 41129404E.EMI

Date: 2004-12-02 Time: 11:01:02



(Compliance E- Site)

Trace:

Ref Trace:

Condition:
 Report No. : 41129404
 Test Engr. : ELVIS ZENG
 Company : Advance Security Inc.
 EUT : CS400S
 Test Config : EUT / DC POWER
 Type of Test: FCC 15.109
 Mode of Op. : NORMAL MODE
 : No other emissions were found within
 : 10dB below the limits from 30-2000MHz.